

802

**SUBMITTAL TO THE BOARD OF SUPERVISORS
COUNTY OF RIVERSIDE, STATE OF CALIFORNIA**



FROM: Community Health Agency

SUBMITTAL DATE:


SUBJECT: Needle Exchange Program and Declaration of Local Emergency Due to a Public Health Crisis.


RECOMMENDED MOTION: That the Board of Supervisors: 1) Authorize the development and implementation of a needle exchange program by community-based organizations in consultation with the Public Health Department, 2) Declare a local emergency under Health and Safety Code §11364.7 due the existence of a public health crisis, the spread of Hepatitis C, Hepatitis B and Human Immunodeficiency Virus and 3) Support legislation that eliminates the need for a prescription to purchase needles.

BACKGROUND: The passage of Assembly Bill 136 (Needle Exchange Project, Health and Safety Code §11364.7) authorizes local health jurisdictions to declare a local emergency due to the existence of a critical local public health crisis, and exempts from criminal prosecution public entities, their agents and employees who distribute hypodermic needles to participants in a needle exchange program. The intent of this needle exchange program will be to provide individuals one clean sterile needle in exchange for one contaminated needle.

(Cont. on Page 2)

VJB/SM/srg


John Ryan, Director
Department of Mental Health


Gary M. Feldman, M.D., Director
Community Health Agency

FINANCIAL DATA:

CURRENT YEAR COST: \$0
NET COUNTY COST: \$0

ANNUAL COST: \$0
IN CURRENT BUDGET: N/A
BUDGET ADJUSTMENT: N/A

SOURCE OF FUNDS:

C.E.O. RECOMMENDATIONS: BOARD POLICY

County Executive Officer Signature: 

- Policy
- Policy
- Consent
- Consent

Department Recommendation:
Per Executive Office:

Prev.Agn.ref.
3.33 4/04/00

Dist.
ALL

AGENDA NO.
3.8

BACKGROUND: The sharing of contaminated needles among injection drug users (IDU's) can transmit hepatitis B (HBV), hepatitis C (HCV) and Human Immunodeficiency Virus (HIV). Additionally, IDU's spread these diseases to their sexual partners and to their children either directly or indirectly. The Centers for Disease Control and Prevention (CDC) estimates that within Riverside County there are 12,000 IDU's at risk for infection with HBV and HCV, and HIV through direct blood contact.

EPIDEMIOLOGY

Hepatitis C: Nationally, injection drug use can be attributed to at least 60 percent of the HCV cases reported. CDC estimates after 12 months of sharing needles to inject drugs, 50 to 80 percent of users are infected with HCV and after five years as many as 90 percent of users are infected. The behavior most associated with HCV is injection drug use and sharing of needles. Health experts predict that HCV will be a larger epidemic than AIDS by 2010.

The number of reported cases of hepatitis C in Riverside County has increased 26 percent since 1999; the first full year data was available. Attachment A shows a breakdown of hepatitis C cases by zip code for Riverside County. A total of 2,070 hepatitis C cases were reported in 2001, a rate of 134.8 cases per 100,000 population. It is estimated that at least 1,250 hepatitis C cases reported in 2001 were exposed through needle use. Among those infected with hepatitis C, it is estimated that 80 to 85 percent will develop chronic infection and can transmit the disease to others. Further, 70 percent of cases will develop chronic liver disease, 15 percent will develop cirrhosis and five percent will die as a result of hepatitis C. The second most frequently reported communicable diseases in Riverside County is hepatitis C, surpassed only by Chlamydia.

A 1999 study conducted by the Department of Public Health among inmates incarcerated in the Riverside County jail system, found 26 percent of the inmates enrolled in the study had reported a history of injection drug and 24.6 percent of the inmates tested positive for hepatitis C. (BOS item 3.33 of 4/04/00)

Hepatitis B: Since 1995, there has been a 61 percent increase in reports of hepatitis B in Riverside County. The rate of hepatitis B was 15.2 per 100,000 in the mid region, 26.9 per 100,000 in the western region and 30.9 per 100,000 in the eastern region of the County. The rate of hepatitis B in Riverside County in 2000 was highest among persons 35 to 44 years of age. Exposures due to needle use accounted for four percent of the hepatitis B cases reported in 2000.

Among persons infected with hepatitis B, approximately 6 to 10 percent of cases develop chronic infections per year and 2 to 3 percent die each year from chronic liver disease including primary liver cancer. CDC estimates hepatitis B infection may be as high as 72 percent among injection drug users. Attachment B provides a breakdown of hepatitis B cases by zip code for Riverside County.

regions were 12.0 and 6.3 per 100,000 respectively. Attachment C provides a breakdown of AIDS cases by zip code for Riverside County.

The most frequently reported probable source of infection continues to be men having sex with men. Yet, IDU is reported as a probable source of infection for more than 23 percent of all AIDS cases reported in Riverside County. IDU is associated with 75 percent of female AIDS cases in Riverside County. Most children diagnosed with AIDS in Riverside County acquired their infection from the mother.

PROPOSED PROGRAM

One AIDS service organization (ASO) is interested in establishing two needle exchange sites in the western region of Riverside County. The proposed sites are within the unincorporated areas of Riverside and Lake Elsinore. This broad based harm reduction program will offer needle exchange, HIV testing and counseling, testing for hepatitis C and hepatitis B, referrals for drug treatment, medical care and other social services. This will be the first step in creating needle exchange and harm reduction programs countywide.

Currently the following jurisdictions in Southern California have authorized needle exchange programs through the declaration of a local health emergency: Santa Barbara, Ventura, Los Angeles counties, and City of San Diego. These four jurisdictions have authorized ASO's to implement their needle exchange programs.

BENEFITS OF ACCESS TO CLEAN NEEDLES

Several studies conducted by researchers have indicated that access to clean needles can greatly reduce transmission of hepatitis B, hepatitis C and HIV.

Acquisition of needles can be achieved several ways:

1. Through illegal or "black market" sources such as street drug dealers, needle dealers or shooting galleries. Needles can be received from friends, injection partners or other users of needles, such as diabetics. These needles may not be sterile due to previous use and contamination with blood. Illegal sources have repackaged needles and have sold them as new.
2. Purchasing needles from pharmacies or other medical supply stores. Needles purchased from these facilities are sterile. California is one of only six remaining states that require a prescription in order to purchase needles. Other states that require a prescription include, Delaware, Illinois, Massachusetts New Jersey and Pennsylvania. States that allow needles to be purchased have documented a reduction in sharing of contaminated needles. Specifically, Connecticut found a 40% reduction in needle sharing when it permitted over the counter sales of needles. Additionally, Connecticut found a 66% reduction in needle stick injuries among police officers. Legislation introduced this year by Senator Vasconcellos, SB 1785,

would authorize pharmacies to sell hypodermic needles without a prescription.

3. Participation in a Needle Exchange Program (NEP), where new sterile needles are exchanged for used contaminated needles. This not only ensures that needles are sterile but also provides an avenue for safe disposal of used needles.

Studies indicate that NEP operated in conjunction with medical and social services increase enrollment into drug treatment and reduce blood borne diseases associated with sharing needles. The current plan for the local NEP will include harm reduction education including how to properly clean needles, safe sex practices; on-site HIV, hepatitis C and hepatitis B testing; and referral for services, such as drug treatment, shelters, medical care, or other social services agencies.

The benefits of needle exchange for the residents of Riverside County include:

1. Reduce incidence of blood borne diseases especially hepatitis C, hepatitis B and HIV.
2. Provide an effective means for the disposal of contaminated needles. This will reduce the likelihood of illegally disposed needles being found by maintenance workers, children or others and inadvertently lead to needles sticks. This may also reduce the risk to peace officers of getting stuck by a contaminated needle during routine search.
3. Create a safe environment for IDU's to receive needed ongoing prevention interventions, access to treatment referral, access to testing, and if infected, referrals for medical and social services.

FINANCIAL DATA

There will be no County general fund dollars used to pay for this program.

CONCLUSION

The Community Health Agency Department of Public Health (CHA/PH) and the Department of Mental Health Substance Abuse Program requests the Board of Supervisors to declare a local emergency and direct the development of a needle exchange program to be conducted by a local ASO. CHA/PH also recommends support of SB 1785 to allow for the purchase of needles without a prescription. This bill will provide an additional avenue to access sterile clean needles, which will contribute to reducing the transmission of blood borne diseases.

ATTACHMENT A
County of Riverside- Reported Cases of Hepatitis C by Zip Code of Residence: 1990-2001

	1999	2000	2001
Riverside			
92501	48	54	63
92503	71	59	90
92504	45	55	58
92505	20	29	47
92506	33	29	32
92507	56	54	65
P.O. Box	7	4	9
Total	280	284	364
Jurupa			
92509	43	51	64
91752	12	9	21
Total	55	60	85
Corona/Norco			
92878	0	1	2
92879 and 91719	43	37	35
92880	0	4	8
92881	0	5	12
92882 and 91720	53	42	52
92883	0	4	10
92860	226	263	99
Total	322	356	218
Lake Mathews			
92508	6	14	17
92518	0	2	1
Total	6	16	18
Moreno Valley			
92551	10	9	24
92555	6	5	13
92557	24	20	34
92553	45	55	75
P.O. Box	5	0	1
Total	90	89	147

Perris Valley					
92567	3	3	5		
92570	30	40	50		
92571	17	14	28		
92572	0	1	4		
92584	5	7	7		
92585	3	2	7		
92586	12	10	16		
92587	8	1	6		
Total	78	78	123		
Lake Elsinore					
92530	23	31	48		
92531	2	1	1		
92532	2	1	7		
92595	4	9	22		
Total	31	42	78		
Murrieta/Temecula					
92562	9	10	12		
92563	8	11	9		
92564	2	0	0		
92589	0	2	3		
92590	3	0	2		
92591	7	4	7		
92592	11	13	19		
92593	7	1	3		
Total	47	41	55		
Hemet/San Jacinto					
92543	41	33	58		
92544	18	27	54		
92545	11	16	28		
92546	2	4	6		
92548	3	5	6		
92581	5	1	2		
92582	3	3	5		
92583	27	19	25		
92596	2	4	6		
Total	112	112	190		

San Geronimo				
92220	36	23	35	
92223	9	7	21	
92230	5	10	8	
92320	5	5	14	
Total	55	45	78	
Idyllwild				
92536	4	6	1	
92539	3	7	3	
92549	9	2	2	
92561	6	1	2	
Total	22	16	8	
Desert Hot Springs				
92240	15	23	55	
92241	1	2	3	
Total	16	25	58	
Palm Springs				
92258	0	1	0	
92262	20	28	37	
92263	4	6	0	
92264	12	15	22	
92282	0	1	1	
Total	36	51	60	
Cathedral City/Palm Desert				
92210	1	2	5	
92234	33	42	40	
92235	2	1	2	
92253	13	18	12	
92255	0	0	0	
92260	14	24	24	
92261	0	3	0	
92211	8	8	15	
92270	19	16	22	
92276	5	0	6	
Total	95	114	126	

Coachella Valley				
92201	49	77	40	
92202	0	0	1	
92203	0	0	0	
92236	14	20	14	
92254	2	5	2	
92274	5	5	3	
Total	70	107	60	
Blythe				
92225	195	234	302	
92226	98	87	109	
92266	0	0	0	
92267	0	0	0	
Total	293	321	411	
Other				
Total	27	13	12	
County Total				
Total	1,635	1,770	2,091	

ATTACHMENT B
County of Riverside- Reported Cases of Hepatitis B by Zip Code of Residence: 1990-2001

	Reported Cases of Hepatitis B											
	1990	1991	1992	1993	1994	1995	1996	1997	1998	1999	2000	2001
Riverside												
92501	8	14	13	15	11	9	12	9	10	3	3	8
92503	16	17	20	17	24	17	20	27	23	32	20	26
92504	11	12	22	12	25	15	9	12	15	15	9	11
92505	5	10	6	15	10	7	7	14	20	15	14	10
92506	6	9	13	11	7	10	10	12	14	10	8	14
92507	17	19	23	14	12	7	13	13	14	18	17	13
P.O. Box	1	0	3	6	4	0	2	3	0	0	3	0
Total	64	81	100	90	93	65	73	90	96	93	74	82
Jurupa												
92509	12	13	13	17	12	7	7	12	12	24	10	8
91752	0	2	6	4	2	2	3	8	3	4	0	3
Total	12	15	19	21	14	9	10	20	15	28	10	11
Corona/Norco												
92878	0	0	0	0	0	0	0	0	0	0	0	0
92879 and 91719	3	6	10	10	13	11	8	16	18	28	24	18
92880	0	0	0	0	0	0	0	0	0	0	2	4
92881	0	0	0	0	0	0	0	0	0	0	4	7
92882 and 91720	20	9	18	19	13	11	22	19	19	23	21	13
92883	0	0	0	0	0	0	0	0	0	0	0	3
92860	8	9	2	9	10	11	5	8	5	12	17	13
Total	31	24	30	38	36	33	35	43	42	63	68	58
Lake Mathews												
92508	1	1	3	5	5	4	3	4	2	8	9	8
92518	1	0	0	0	0	1	0	0	0	0	0	0
Total	2	1	3	5	5	5	3	4	2	8	9	8
Moreno Valley												
92551	0	0	0	0	1	6	4	6	8	7	8	15
92555	4	1	1	3	6	2	3	3	4	4	1	7
92557	3	5	15	9	7	10	8	17	16	10	15	17
92553	26	20	25	23	19	22	16	15	16	27	29	25
P.O. Box	0	0	0	1	2	1	0	1	0	0	1	1
Total	33	26	41	36	35	41	31	42	44	48	54	65

Perris Valley														
92567	0	1	1	0	0	4	0	0	1	0	1	0	1	1
92570	11	7	12	7	9	5	7	9	10	7	14	7	14	7
92571	0	1	1	2	8	4	9	3	3	8	4	6	6	6
92572	0	0	0	0	0	0	1	0	1	0	0	0	0	0
92584	0	0	1	0	0	2	0	1	0	2	1	2	1	2
92585	0	1	0	0	1	0	0	0	1	2	0	0	0	0
92586	3	4	2	1	2	0	2	4	2	4	2	2	2	2
92587	0	0	0	0	2	0	1	2	1	2	1	2	3	0
Total	14	14	17	10	22	15	20	20	20	23	25	18	18	18
Lake Elsinore														
92530	10	9	10	7	5	5	6	11	8	5	4	11	11	11
92531	0	0	1	1	0	0	0	0	1	0	0	0	0	0
92532	0	0	1	2	0	0	0	3	0	0	0	0	0	0
92595	1	1	0	0	0	0	1	1	4	1	2	1	2	1
Total	11	10	11	10	5	5	7	15	13	6	6	12	12	12
Murrieta/Temecula														
92562	2	1	4	3	3	4	4	5	5	5	2	2	2	2
92563	0	0	0	1	0	1	2	1	1	5	2	3	3	3
92564	0	0	1	0	0	0	0	0	0	0	1	0	0	0
92589	0	0	0	0	0	0	0	0	0	0	0	0	0	0
92590	2	4	1	1	1	1	1	1	0	2	1	0	0	0
92591	0	1	1	1	3	0	2	1	4	2	3	5	5	5
92592	0	0	0	2	1	2	3	9	7	5	10	12	12	12
92593	0	0	0	0	0	0	0	0	0	0	2	0	0	0
Total	4	6	7	8	8	12	17	17	17	19	21	22	22	22
Hemet/San Jacinto														
92543	11	14	11	11	7	5	6	3	6	9	6	8	8	8
92544	3	2	8	9	8	4	5	5	3	7	4	7	7	7
92545	0	1	2	0	2	4	4	2	3	5	3	4	4	4
92546	0	0	0	1	0	0	1	0	0	0	1	0	0	0
92548	0	0	0	2	0	0	1	0	3	0	2	0	0	0
92581	0	0	0	0	0	0	0	0	0	0	0	0	0	0
92582	0	1	0	0	0	1	0	0	2	0	0	0	0	0
92583	6	2	1	6	6	1	2	1	1	4	2	4	4	4
92596	0	0	0	1	0	0	0	0	0	0	1	0	0	0
Total	20	20	22	30	23	15	19	11	18	25	19	23	23	23

San Geronio													
92220	6	7	4	1	5	4	7	8	7	9	8	8	8
92223	5	3	5	3	0	3	2	2	3	1	0	4	4
92230	1	2	0	2	0	0	0	1	0	1	0	1	1
92320	2	0	1	1	0	0	5	0	1	0	1	3	3
Total	14	12	10	7	5	7	14	11	11	11	9	16	16
Idyllwild													
92536	0	0	1	1	0	0	0	0	0	0	0	0	0
92539	0	0	0	0	1	0	0	1	0	0	1	0	0
92549	0	0	2	0	1	0	0	1	0	0	0	0	0
92561	0	0	0	0	0	0	0	0	0	0	0	0	0
Total	0	0	3	1	2	0	0	2	0	0	1	0	0
Desert Hot Springs													
92240	5	4	6	4	1	4	5	4	3	5	8	6	6
92241	0	0	0	1	0	0	1	0	0	1	1	1	1
Total	5	4	6	5	1	4	6	4	3	6	9	7	7
Palm Springs													
92258	0	0	0	0	0	0	0	0	0	0	0	0	0
92262	4	7	12	9	15	5	15	12	23	15	19	26	26
92263	0	1	1	0	0	2	4	1	2	2	1	1	1
92264	1	3	2	3	2	1	2	5	10	12	21	10	10
92282	0	0	0	0	0	0	0	0	1	0	0	0	0
Total	5	10	15	12	17	8	21	18	36	29	40	37	37
Cathedral City/Palm Desert													
92210	0	0	1	1	1	0	1	1	0	1	1	1	1
92234	3	12	6	8	9	6	13	12	16	11	11	17	17
92235	1	0	1	0	0	0	0	1	0	0	0	1	1
92253	1	2	2	4	4	3	4	2	5	0	4	1	1
92255	0	0	0	0	0	0	0	0	0	1	0	1	1
92260	7	6	4	2	3	7	4	3	5	10	6	5	5
92261	2	0	0	0	0	0	0	2	0	0	3	1	1
92211	0	0	0	0	2	0	0	1	1	1	2	4	4
92270	1	1	1	0	1	4	3	3	1	4	6	4	4
92276	0	1	0	0	1	1	2	0	1	0	0	2	2
Total	15	22	15	15	21	21	27	25	29	28	33	37	37

Coachella Valley	6	9	10	7	6	5	7	14	7	7	8	3
92201	0	0	0	0	1	1	0	0	0	0	0	0
92202	0	0	0	0	0	0	0	0	0	0	0	0
92203	1	1	4	1	0	3	3	2	2	1	3	2
92236	1	3	0	0	1	0	1	0	0	0	0	1
92254	0	3	2	0	1	4	1	2	1	0	4	0
92274	8	16	16	8	9	13	12	18	10	8	15	6
Total	2	3	3	2	4	4	14	30	47	9	13	13
Blythe	0	1	0	1	0	0	3	7	8	4	3	2
92225	0	0	0	0	0	0	0	0	0	0	1	0
92226	0	0	0	0	1	0	0	0	0	0	0	0
92266	0	0	0	0	1	0	0	0	0	0	0	0
92267	2	4	3	3	5	4	17	37	55	13	17	15
Total	39	11	12	3	3	4	8	5	4	8	4	0
Other	279	276	330	302	304	257	315	382	415	416	414	417
Total	279	276	330	302	304	257	315	382	415	416	414	417
County Total												
Total												

ATTACHMENT C
 County of Riverside- Reported Cases of AIDS by Zip Code of Residence: 1990-2001

	Reported Cases of AIDS											
	1990	1991	1992	1993	1994	1995	1996	1997	1998	1999	2000	2001
Riverside												
92501	4	3	6	14	14	7	13	9	12	8	10	7
92503	3	9	7	18	15	11	18	3	7	6	5	3
92504	2	5	7	13	12	7	9	2	12	8	8	4
92505	4	2	2	11	13	7	5	1	5	3	4	4
92506	2	6	3	13	3	5	4	4	2	1	3	2
92507	1	9	3	13	16	12	14	15	6	7	5	9
P.O. Box	0	0	0	3	2	1	0	2	1	0	1	0
Total	16	34	28	85	75	50	63	36	45	33	36	29
Jurupa												
92509	2	6	4	12	10	8	8	6	5	9	5	4
91752	2	3	1	1	8	2	2	4	1	1	1	3
Total	4	9	5	13	18	10	10	10	6	10	6	7
Corona/Norco												
92878	0	0	0	0	0	0	0	0	1	0	1	0
92879 and 91719	0	1	2	6	7	2	4	4	9	2	4	2
92880	0	0	0	0	0	0	0	0	0	0	2	0
92881	0	0	0	0	0	0	0	0	0	0	2	0
92882 and 91720	4	0	6	17	7	7	6	4	5	8	4	1
92883	0	0	0	0	0	0	0	0	0	0	0	0
92860	4	1	3	6	8	5	24	12	16	8	5	1
Total	8	2	11	29	22	14	34	20	31	18	18	4
Lake Mathews												
92508	0	0	2	2	2	1	2	0	0	2	2	2
92518	0	0	0	0	0	0	0	0	0	0	0	0
Total	0	0	2	2	2	1	2	0	0	2	2	2
Moreno Valley												
92551	0	0	0	0	0	4	1	1	4	1	4	5
92555	0	0	1	0	1	2	1	1	1	0	5	0
92557	0	0	3	6	4	2	6	2	5	5	8	5
92553	9	11	10	27	22	11	7	3	4	14	3	5
P.O. Box	0	0	0	0	1	0	1	0	1	0	0	0
Total	9	11	14	33	28	19	16	7	15	20	20	15

Perris Valley																	
92567	0	1	1	2	0	0	1	1	0	0	0	0	0	0	0	0	0
92570	6	4	3	9	8	8	9	2	3	9	5	5	4	4	4	4	4
92571	0	0	0	1	1	1	3	4	2	1	1	3	3	3	3	3	3
92572	0	0	0	0	0	0	0	0	0	0	0	0	0	0	0	0	0
92584	0	1	1	1	1	1	1	2	0	1	0	0	0	0	0	0	0
92585	0	0	0	0	1	1	0	1	0	0	1	1	1	1	1	1	1
92586	0	0	2	1	1	1	2	2	1	2	1	1	1	2	2	2	2
92587	1	0	0	1	1	1	0	2	2	0	0	0	0	1	1	1	1
Total	7	6	7	15	13	13	16	14	8	13	9	10	10	10	10	10	10
Lake Elsinore																	
92530	1	4	3	9	6	6	7	3	6	5	3	3	3	1	1	1	1
92531	0	0	0	0	0	0	0	0	0	0	0	0	0	0	0	0	0
92532	0	0	0	1	1	1	0	1	1	0	0	0	0	0	0	0	0
92595	0	0	0	1	0	0	0	1	0	0	1	1	1	1	1	1	1
Total	1	4	3	11	7	7	7	5	7	5	4	4	4	2	2	2	2
Murrieta/Temecula																	
92562	1	2	1	1	2	2	2	0	2	1	0	1	1	2	2	2	2
92563	0	0	1	0	0	0	0	0	1	2	0	0	0	0	0	0	0
92564	0	0	0	0	0	0	0	0	0	0	0	0	0	0	0	0	0
92589	0	0	0	0	0	0	0	0	0	0	0	0	0	0	0	0	0
92590	1	1	1	1	4	4	1	2	3	0	0	0	1	0	0	0	0
92591	0	0	0	0	0	0	1	2	1	1	3	1	2	2	2	2	2
92592	0	0	1	0	1	1	1	3	2	1	1	0	1	1	1	1	1
92593	0	0	0	0	0	0	0	0	0	0	0	0	0	0	0	0	0
Total	2	3	4	2	7	7	5	7	9	5	4	3	5	5	5	5	5
Hemet/San Jacinto																	
92543	4	3	0	6	6	6	2	6	3	3	1	3	2	2	2	2	2
92544	1	0	1	3	3	3	5	6	2	1	3	2	0	0	0	0	0
92545	0	0	0	2	0	0	2	2	1	2	0	0	2	2	2	2	2
92546	0	0	0	0	0	0	0	0	0	0	0	0	0	0	0	0	0
92548	0	0	0	2	2	2	0	0	1	3	0	0	1	1	1	1	1
92581	0	0	0	0	0	0	0	0	0	0	0	0	0	0	0	0	0
92582	1	0	0	0	0	0	0	1	0	1	0	0	0	0	0	0	0
92583	1	0	1	2	3	3	2	4	0	2	0	0	2	2	2	2	2
92596	0	0	0	0	1	1	1	0	0	0	0	0	0	0	0	0	0
Total	7	3	2	15	15	15	12	19	7	12	4	5	7	7	7	7	7

San Geronio												
92220	2	4	4	8	7	5	6	3	4	3	6	2
92223	2	2	1	2	0	1	1	2	1	1	0	2
92230	0	0	0	0	1	0	1	0	0	0	1	0
92320	1	0	0	2	0	0	0	0	0	0	0	0
Total	5	6	5	12	8	6	8	5	5	4	7	4
Idyllwild												
92536	0	0	0	0	0	0	0	0	0	0	0	0
92539	0	0	1	0	0	2	0	0	1	0	0	0
92549	0	0	0	3	1	2	0	1	1	0	1	1
92561	0	1	0	1	0	0	0	0	0	0	0	0
Total	0	1	1	4	1	4	0	1	2	0	1	1
Desert Hot Springs												
92240	6	9	8	29	26	14	11	11	5	4	6	5
92241	0	0	0	0	1	3	3	0	1	0	0	2
Total	6	9	8	29	27	17	14	11	6	4	6	7
Palm Springs												
92258	0	0	1	0	1	2	0	0	1	0	0	0
92262	19	38	44	148	124	76	71	53	66	42	52	65
92263	0	0	0	0	0	0	0	0	0	0	0	0
92264	4	11	20	70	58	59	41	40	30	28	39	31
92282	0	0	0	0	0	0	0	0	0	0	0	0
Total	23	49	65	218	183	137	112	93	97	70	91	96
Cathedral City/Palm Desert												
92210	0	1	0	1	1	1	1	0	2	2	1	2
92234	20	32	31	104	72	61	53	31	33	29	26	30
92235	0	0	0	0	0	0	0	0	0	0	0	0
92253	2	0	6	13	10	11	6	0	3	2	1	3
92255	0	0	0	0	0	0	0	0	0	0	0	0
92260	9	7	14	52	34	18	14	9	11	4	6	7
92261	0	0	0	0	0	0	0	0	0	0	0	0
92211	0	0	0	3	6	3	1	0	1	4	2	0
92270	8	7	8	29	16	16	21	9	6	9	8	6
92276	0	0	0	3	1	5	3	1	1	0	0	1
Total	39	47	59	205	140	115	99	50	57	50	44	49

Coachella Valley													
92201	1	6	6	18	15	14	8	12	11	5	4	4	4
92202	0	0	0	0	0	1	0	1	2	0	0	0	0
92203	0	0	0	0	0	0	0	0	0	0	0	0	0
92236	0	1	4	4	1	2	3	1	0	1	0	0	0
92254	0	0	0	1	0	0	0	0	0	3	1	2	2
92274	0	1	0	1	2	0	0	0	2	0	1	0	0
Total	1	8	10	24	18	17	11	14	15	9	6	6	6
Blythe													
92225	1	2	0	3	7	6	11	1	8	2	4	2	2
92226	0	0	0	1	0	1	2	5	3	2	2	2	2
92266	0	0	0	0	0	0	0	0	0	0	0	0	2
92267	0	0	0	0	0	0	0	0	0	0	0	0	0
Total	1	2	0	4	7	7	13	6	11	4	6	6	6
Other													
Total	0	0	0	0	2	0	0	0	0	0	1	2	2
County Total													
Total	129	194	224	701	573	437	427	284	325	245	266	252	252

MINUTES OF THE BOARD OF SUPERVISORS
COUNTY OF RIVERSIDE, STATE OF CALIFORNIA



3.24

On motion of Supervisor Buster, seconded by Supervisor Tavaglione, and duly carried by unanimous vote, IT WAS ORDERED that the recommendation from Supervisor Buster on a Needle Exchange Program is continued to Tuesday, May 6, 2003, and that an invitation is hereby extended to both the Sheriff and the District Attorney to attend the Committee meeting.

1 I hereby certify that the foregoing is a full true, and correct copy of an order made and entered on

_____ January 7, 2003 _____ of Supervisors Minutes.

WITNESS my hand and the seal of the Board of Supervisors

Dated: January 7, 2003
Nancy Romero, Clerk to the Board of Supervisors, in
and for the County of Riverside, State of California.

By: *Nancy Romero* Deputy

AGENDA NO.
3.24

xc: Supv. Buster, CHA, D.A., Sheriff, RCLEA, COB

MINUTES OF THE BOARD OF SUPERVISORS
COUNTY OF RIVERSIDE, STATE OF CALIFORNIA



3.30

On motion of Supervisor Mullen, seconded by Supervisor Venable, and duly carried, IT WAS ORDERED that the Chairman is asked to convene a meeting with a committee consisting of the District Attorney, the Sheriff, the Riverside County Law Enforcement Administrators, and the County Medical Association to discuss the Needle Exchange Program and come back to the Board with recommendations on Tuesday, January 7, 2003.

Roll Call:

Ayes: Buster, Tavaglione, Venable and Mullen
Noes: Wilson
Absent: None

1 I hereby certify that the foregoing is a full true, and correct copy of an order made and entered on

November 5, 2002 of Supervisors Minutes.

WITNESS my hand and the seal of the Board of Supervisors

Dated: November 5, 2002

Nancy Romero, Clerk to the Board of Supervisors, in
and for the County of Riverside, State of California.

By: *Nancy Romero* Deputy

AGENDA NO.
3.30

xc: CHA, D.A., Sheriff, RCLEA, COB

NR

MINUTES OF THE BOARD OF SUPERVISORS
COUNTY OF RIVERSIDE, STATE OF CALIFORNIA



3.9

On motion of Supervisor Wilson, seconded by Supervisor Buster and duly carried by unanimous vote, IT WAS ORDERED that the recommendation from the Community Health Agency regarding Approval of a Needle Exchange Program, and Declaration of Local Emergency Due to a Public Health Crisis, is continued to Tuesday, November 5, 2002.

Roll Call:

Ayes: Buster, Venable, Wilson and Mullen
Noes: None
Absent: Tavaglione

I hereby certify that the foregoing is a full true, and correct copy of an order made and entered on


August 13, 2002

_____ of Supervisors Minutes.

WITNESS my hand and the seal of the Board of Supervisors

Dated: August 13, 2002

Nancy Romero, Clerk to the Board of Supervisors, in
and for the County of Riverside, State of California.

By:  Deputy

AGENDA NO.

3.9

xc: CHA, COB

MINUTES OF THE BOARD OF SUPERVISORS
COUNTY OF RIVERSIDE, STATE OF CALIFORNIA



3.3

On motion of Supervisor Mullen, seconded by Supervisor Buster and duly carried, IT WAS ORDERED that the recommendation from the Community Health Agency regarding Approval of a Needle Exchange Program, and Declaration of Local Emergency Due to a Public Health Crisis, is continued to Tuesday, August 13, 2002, and that the Public Health Director is directed to take this to our medical association in conjunction with the District Attorney, the Sheriff, and the county law enforcement Administrator's Association, and bring back a program that would work better. Staff is also directed to come back with the Attorney General's position on this.

Roll Call:

Ayes: Buster, Wilson and Mullen

Noes: Tavaglione and Venable

Absent: None

I hereby certify that the foregoing is a full true, and correct copy of an order made and entered on


July 2, 2002

of Supervisors Minutes.

WITNESS my hand and the seal of the Board of Supervisors

Dated: July 2, 2002

Nancy Romero, Clerk to the Board of Supervisors, in
and for the County of Riverside, State of California.

By  Deputy

AGENDA NO. --

3.3

xc: CHA, D.A., Sheriff, Mental Health, COB