

**SUBMITTAL TO THE BOARD OF SUPERVISORS
COUNTY OF RIVERSIDE, STATE OF CALIFORNIA**

236



FROM: Department of Mental Health

SUBMITTAL DATE:

SUBJECT: Fiscal Year 2005/2006 Annual Report for the Proposition 36 (Substance Abuse and Crime Prevention Act of 2000-SACPA).

RECOMMENDED MOTION: Receive and File Proposition 36 (Substance Abuse Crime Prevention Act of 2000) Fiscal Year 2005/2006 Annual Findings Report.

BACKGROUND: On November 7, 2000, California voters passed Proposition 36, The Substance Abuse and Crime Prevention Act of 2000 (SACPA). The Act is the most significant state law change since "three strikes", and substantially changes California's judicial processes and substance abuse treatment systems. SACPA permits adult, non-violent drug use or possession offenders and similar parole violators to receive drug treatment in addition to supervision in the community (i.e. probation), in lieu of incarceration in the county jail or state prison. This is in order to preserve jail and prison cells for serious and violent offenders, enhance public safety by reducing drug-related crime, and to improve public health by reducing drug abuse through proven and effective treatment strategies.

Continued on page 2....

JW:SL

Jerry Wengerd

Jerry Wengerd, Director
Department of Mental Health

FINANCIAL DATA	Current F.Y. Total Cost:	\$ 0	In Current Year Budget:	N/A
	Current F.Y. Net County Cost:	\$ 0	Budget Adjustment:	N/A
	Annual Net County Cost:	\$ 0	For Fiscal Year:	

SOURCE OF FUNDS:	Positions To Be Deleted Per A-30	<input type="checkbox"/>
	Requires 4/5 Vote	<input type="checkbox"/>

C.E.O. RECOMMENDATION: APPROVE

County Executive Office Signature BY: *Debra Cournoyer*
Debra Cournoyer

FORM APPROVED COUNTY COUNSEL
BY: *Larisa R-Mckenna* DATE: 9/16/07
LARISSA R-MCKENNA

Policy Policy
Consent Consent

50012EB 15 BH 1:31
RECEIVED

Prev. Agn. Ref.: 3.21 of 2/6/01 | **District:** ALL | **Agenda Number:** 2.21

SUBJECT: Fiscal Year 2005/2006 Annual Report for the Proposition 36 (Substance Abuse and Crime Prevention Act of 2000-SACPA).

BACKGROUND (CONT'D):

On February 6, 2001, item 3.21, the Riverside County Board of Supervisors approved a resolution to appoint Riverside County Department of Mental Health as the lead agency for implementation of the Act. To commence implementation, a SACPA Sub-Committee consisting of representatives from state and county agencies was formed in February 2000 to explore implementation issues and provide oversight.

The purpose of this report is to provide an annual overview of program and client progress with respect to SACPA treatment services provided by the Riverside County Department of Mental Health Substance Abuse Program.

This report outlines SACPA outcomes for Fiscal Year 2005/2006 in four areas:

1. Clients Referred and Assessed for Treatment (Assessment Trends)
2. Clients Enrolled in Treatment (Treatment Trends)
3. Client Completion Rates (Discharge Trends)
4. Post Treatment Outcomes (Aftercare Trends)

During Fiscal Year 2005/2006, several measurable outcomes have been achieved at the County level. Riverside County is the fourth largest county in the State of California, and currently serves 6% of SACPA clients statewide. Riverside County assessed 3,441 clients and referred 3,196 to SACPA services. Of the referred clients, 2,140 clients were enrolled in treatment. As of June 30, 2006, a total of 911 clients were discharged after successfully completing treatment, a 42% success rate compared to the statewide average of 32%. Of those discharged, 534 or 59% enrolled in aftercare. It is also to be noted that the SACPA population of the County of Riverside includes more clients whose primary drug of choice is methamphetamine (77%) than does the statewide average (55%); which is 22% higher than the statewide average.

In Fiscal Year 2005/2006, SACPA funding provided \$4.3 million dollars for drug treatment services to 3,196 court and parole referrals. Funding also supports 14 full-time Probation Department positions for case supervision, and 8 full-time Department of Mental Health positions for client assessment and managed care services. Additionally, the Superior Court received approximately \$150,000 for court monitoring. No additional county funds are required at this time.

Proposition 36 - SACPA
Substance Abuse Crime Prevention Act of 2000

Riverside County Department of Mental Health
Substance Abuse

Table of Contents	
Executive Summary	2
Assessment	4
Treatment	
Regional Comparison	5
Demographic Profile	5
Substance Abuse History	6
Treatment Level/Modalities	7
Discharge	8
Aftercare	9
Appendix	10
Legal Process Flow	
Qualifying Convictions	

In conjunction with:

Riverside County Superior Court | Riverside County Probation Department | Riverside County
Public Defender | Riverside County District Attorney | Riverside Contract Substance Abuse
Treatment Providers | California Department of Corrections, Parole & Community Services Division
| Riverside County Department of Mental Health, Research & Evaluation

Proposition 36 - SACPA

Proposition 36, the Substance Abuse Crime Prevention Act of 2000 (SACPA) provides adult non-violent drug use or possession offenders with a choice between receiving drug treatment and community supervision (i.e., probation), or incarceration in a county jail or state prison.

The intention of SACPA is to enable the criminal justice system to:

- Reserve jail and prison cells for serious and violent offenders.
- Enhance public safety by reducing drug-related crime.
- Improve public health by reducing drug abuse through proven and effective treatment strategies.

This report presents an overview of services provided from fiscal year 2001-2002 to fiscal year 2005-2006 and a detailed review of SACPA treatment services provided by the Riverside County Substance Abuse Program during fiscal year 2005-2006.

Clients Served

In fiscal year 2005/2006 (FY 05/06), Riverside County Department of Mental Health Substance Abuse treated 2,140 clients. Riverside is the fourth largest county in the state of California, and currently serves 6% of SACPA clients statewide.

Of note, are the significant drug-of-choice differences between the clients served in Riverside County compared to those served statewide. In Riverside County the rate of methamphetamine use among SACPA clients is 77% (1,644), whereas statewide it is 55%. Other significant differences between the Riverside County treatment population compared to the state population is shown in the table below.

Drug-of-Choice Comparison - Riverside and California

	Heroin	Alcohol	Meth/Amph	Cocaine	Marijuana	Other
Riverside (N=2,144)	6%	5%	77%	6%	6%	> 1%
California (N=36,285)	9%	9%	55%	14%	13%	1%

Program Performance

Program Completion

Among the 2,140 who enrolled in treatment in FY 05/06, 42% (911) were discharged with successful completion of the program. This is in comparison to the statewide successful completion rate of 32%. In addition, 27% (572) progressed satisfactorily in treatment (compliant with conditions of treatment), and were transferred to other services appropriate to their situation and needs. Reasons for transfer include moving to another geographic location, or achieving a change in level of care.

Treatment Duration

Sixty-five percent (590) of Riverside County clients who successfully completed services in FY 05/06 received 90 or more days of treatment. A period of 90 days is generally accepted as the minimum length of stay before treatment is likely to have a beneficial effect¹.

Narcotic Replacement Therapy (NRT)

In FY 05/06 36% of Riverside County SACPA opiate-using clients received NRT, as opposed to 15% statewide. Analysis shows¹ that opiate-using SACPA clients who are placed on NRT are more likely to be compliant with treatment, and experience significantly fewer arrests in the 30 months following entry into treatment.

Benefit-Cost Analysis

An analysis of cost savings for those SACPA clients who complete treatment, shows savings of \$4 for each dollar invested. Year over year studies show similar findings suggesting there is stability in SACPA benefit-cost outcomes. According to the 2005 UCLA SACPA report¹, at least three studies have shown that SACPA yields cost savings to state and local governments. It is estimated that taxpayers save nearly \$2.50 for every \$1 invested.

Overview of Findings

Five Year Snapshot

- Since July 1, 2001, SACPA has assessed 12,475 clients.
- 66%) of those assessed enrolled in SACPA treatment.
- Among those who enrolled in treatment:
 - 48% successfully completed the program.
 - 13% showed satisfactory progress and were referred to other services.
- 3,227 clients participated in aftercare services.

Fiscal Year 2005-2006 Highlights

Assessment and Enrollment

- 3,441 clients were assessed in fiscal year 2005-2006.
- 93% of those assessed were referred for treatment in Riverside County.
- Of the 3,196 referred for Riverside County treatment:
 - 67% enrolled in the program.
 - 17% were placed on a waiting list due to budget constraints.

Treatment

- 2,140 clients received treatment in fiscal year 2005-2006.
- The Desert region served the highest percentage of clients (37%).
- Demographic profile of treated clients:
 - Ethnically, the highest percentage served was White (51%), followed by Hispanics (35%).
 - 62% of clients were between the ages of 25 and 44 years, and 44% had no high school diploma.
- Substance abuse history of treated clients:
 - Methamphetamine was the drug of choice for 77%; heroin was the drug of choice for 6%.
 - The most commonly reported age of first use was between 14 and 19 years of age (50%).
 - 16% had a history of treatment for co-occurring disorders.
- Treatment level:
 - 19% received intense treatment, of which the most common treatment modality was residential long term (84%); 56% of heroin users initially received intense treatment of which 42% received residential detox and 36% received methadone maintenance.

Discharge

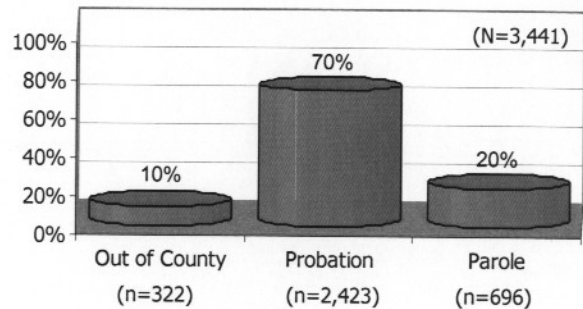
- 42% completed treatment and 27% showed satisfactory progress and were referred to other services.
- Of those who completed treatment, 65% had a treatment duration of 90 days or more.
- 39% of heroin users completed initial treatment and 27% showed satisfactory progress and were referred to other services.

Aftercare

- 992 clients enrolled in aftercare.
- 72% completed aftercare.

Source of Assessments

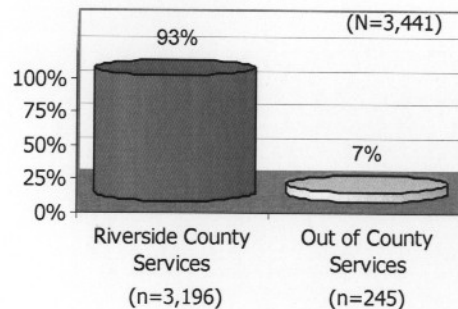
- Riverside County performed SACPA assessments for 3,441 clients in fiscal year 2005-2006.
- 90% of referrals to SACPA were from within Riverside county.



Assessment Treatment Referrals

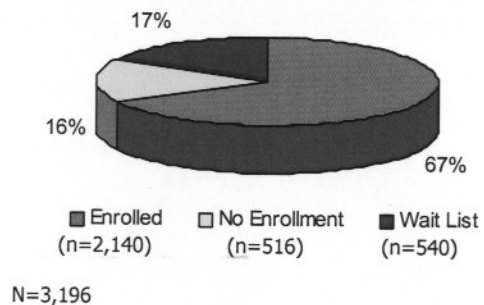
Referral Destination

- Riverside County referred 93% of those assessed to Riverside County treatment providers. The balance were referred to their county of residence.



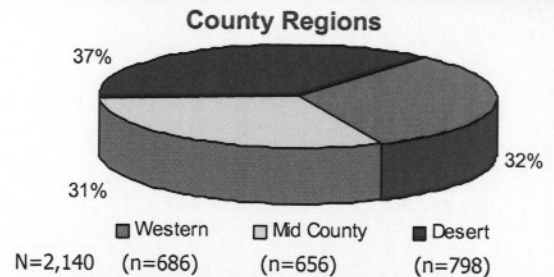
Riverside County Treatment Enrollment

- Of the 3,196 clients referred to SACPA services in Riverside County:
 - 67% enrolled for treatment.
 - 17% were put on a waiting list due to budget constraints on available services.



Regional Comparison

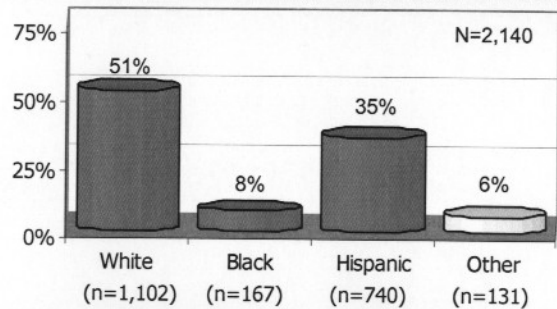
- Of the 2,140 clients receiving SACPA treatment in fiscal year 2005-2006:
 - The Desert region served the highest percentage of clients (37%).
 - The Western region served 32% and Mid County served 31%.



Demographic Profile

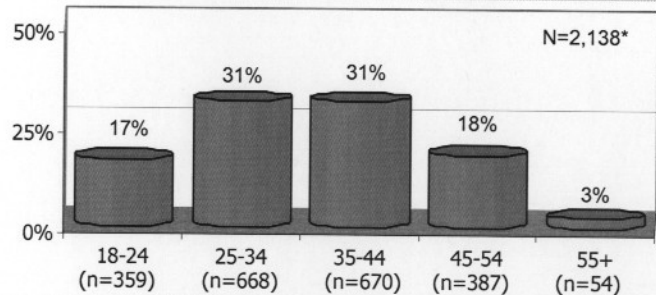
Ethnicity

- Ethnically, the highest percentage served were White (51%), followed by Hispanics (35%).



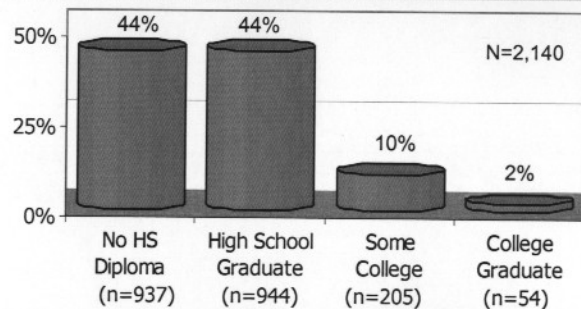
Age

- 62% of clients were between 25 and 44 years of age.
- Only 3% of clients were 55 years of age or older.



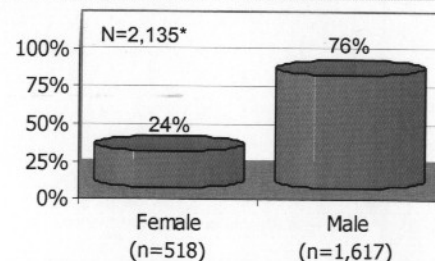
Education

- 44% of clients had no high school diploma.
- Only 2% of clients had a college degree or higher.



Gender

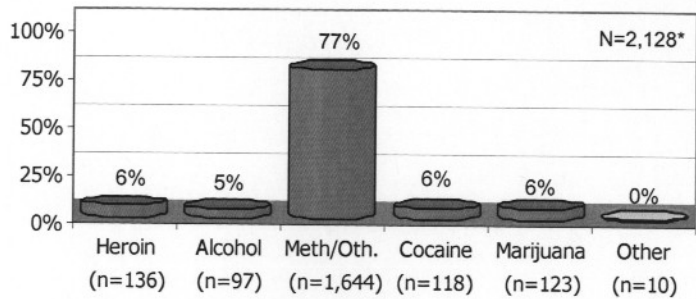
- 76% of SACPA clients were male.



Substance Abuse History

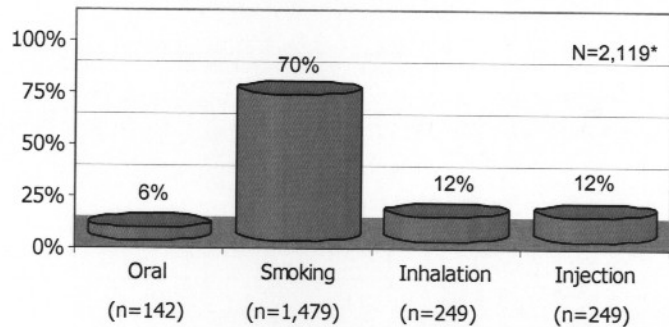
Drug of Choice

- The most commonly used drug was Methamphetamine (77%).
- Heroin was used by 6%, as was Cocaine.



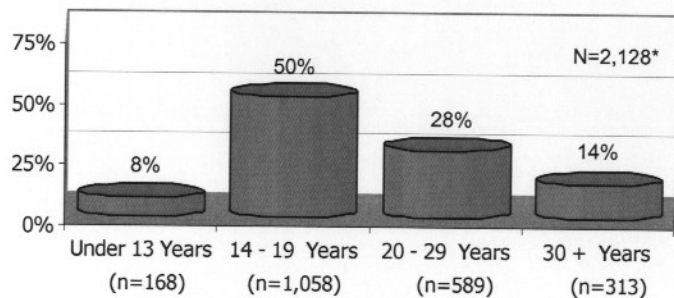
Route of Drug Administration

- The most common route of drug administration was smoking (70%).
- Injection was used by 12%, as was inhalation.



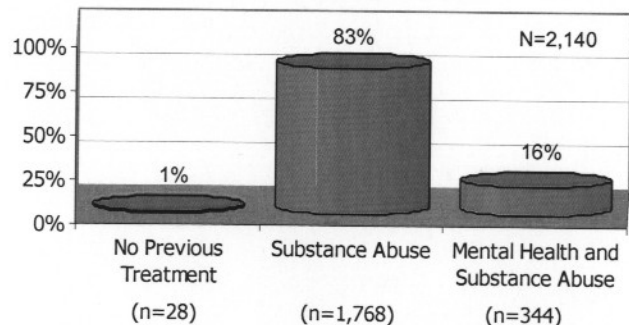
Age at First Use

- SACPA clients most often reported they were between 14 and 19 years of age at time of first use (50%).
- 28% of the clients reported they were 20 to 29 years of age at time of first use.



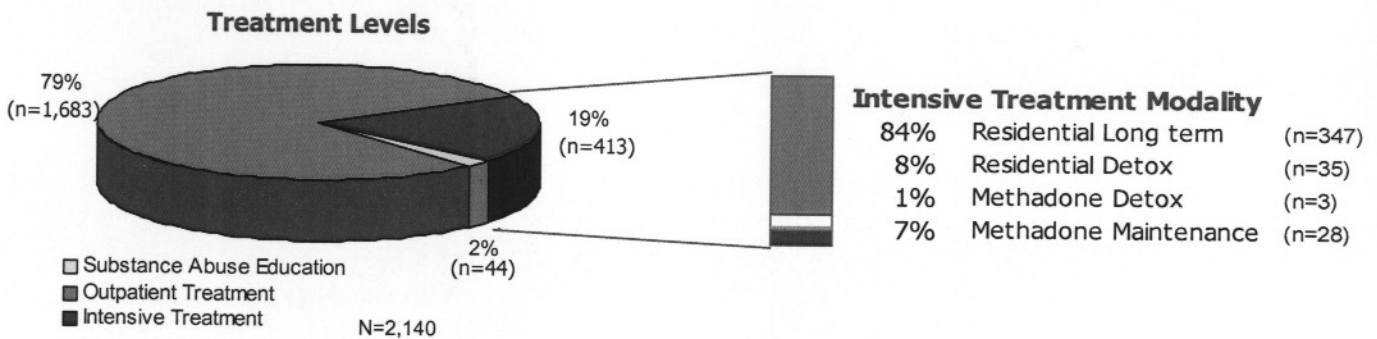
Treatment History

- Only 1% of the 2005-2006 SACPA clients had no prior treatment history.
- 16% had co-occurring treatment history.



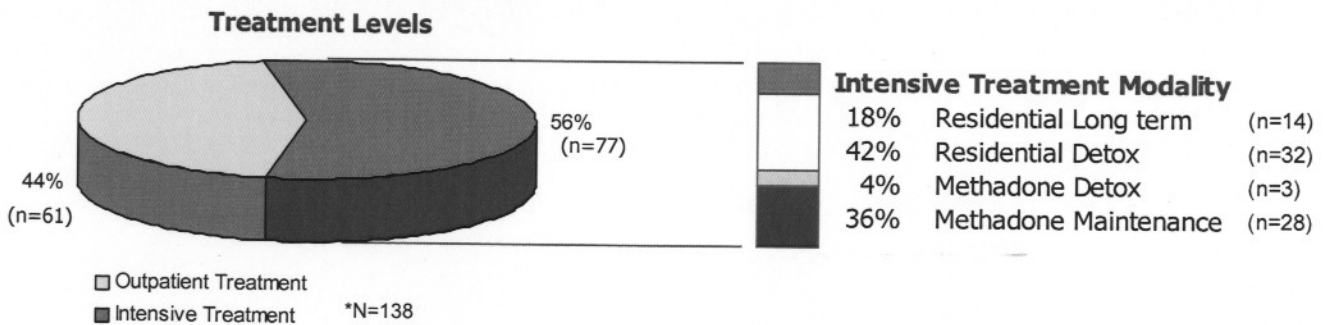
Treatment Level and Intensive Treatment Modalities

- Of the 2,140 clients enrolled in SACPA in fiscal year 2005-2006, 19% received an intensive level of treatment
- The most common treatment modality for the 413 enrolled in intensive treatment was residential long term care (84%).



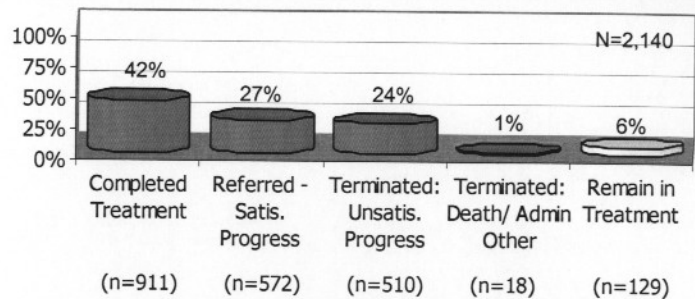
Heroin Users: Initial Treatment Levels and Modalities

- Initially, 56% of the 138 enrolled heroin users received intensive treatment
- Of the 77 enrolled in intensive treatment:
 - 42% received residential detox
 - 36% received methadone maintenance



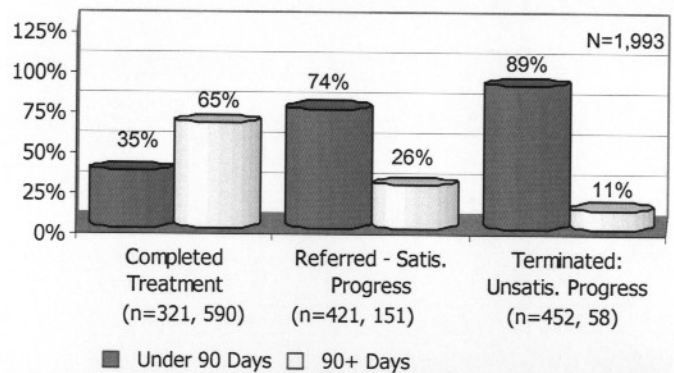
Discharge Status

- Of the 2,140 enrolled in treatment:
 - 42% completed treatment
 - 27% showed satisfactory progress and were referred to other services.
 - Only 24% were terminated with unsatisfactory progress.




Discharge Status by Duration of Treatment

- 65% of completions had treatment durations of 90 days or more.
- 74% of those referred for other services had treatment durations of less than 90 days.
- 89% of terminations had treatment durations of less than 90 days.



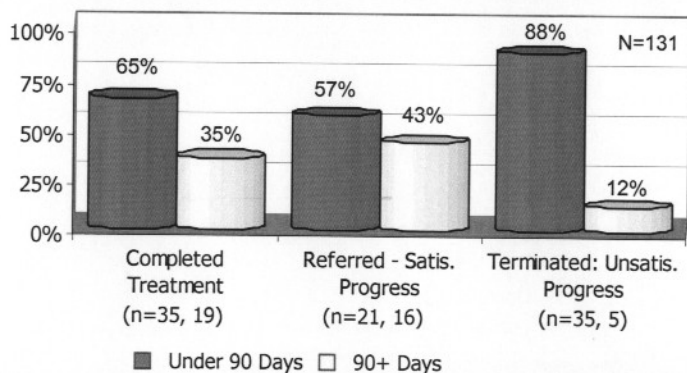
Heroin Users: Initial Treatment Discharge Status

- Of the 138 heroin users enrolled in treatment:
 - 39% completed initial treatment.
 - 27% showed satisfactory progress and were referred to other treatment.
 - 29% were terminated due to unsatisfactory progress.



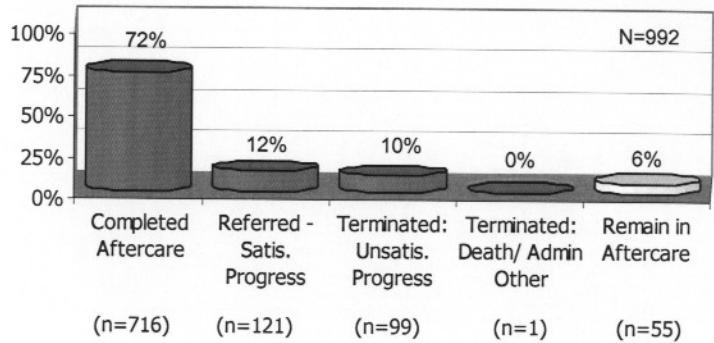
Heroin Users: Discharge Status by Duration of Initial Treatment

- 65% of completions had treatment durations of less than 90 days.
- 57% of those referred for other services had treatment durations of less than 90 days.
- 88% of terminations had treatment durations of less than 90 days.



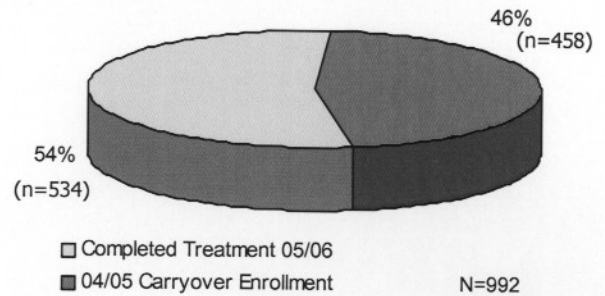
Discharge Status – All Aftercare Enrollment

- Of the 992 clients enrolled in aftercare in fiscal year 2005-2006:
 - 72% successfully completed the program.
 - 12% showed satisfactory progress and were referred to other services.
 - 10% were terminated due to unsatisfactory progress.



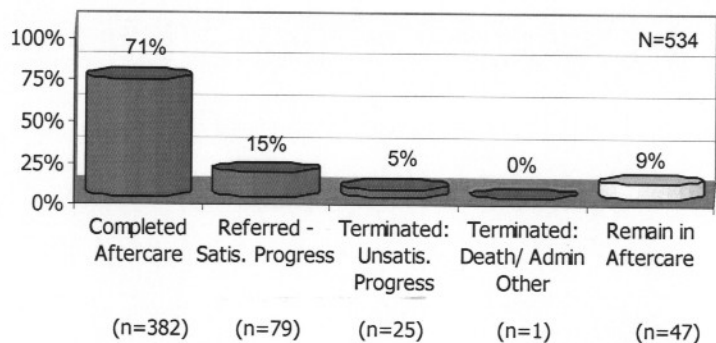
Aftercare Enrollment Source

- 54% of those enrolled in aftercare were clients who completed treatment in the same calendar year.
- In fiscal year 2005-2006, a total of 911 clients were discharged after successfully completing treatment. Of those, 534, or 59% enrolled in aftercare.

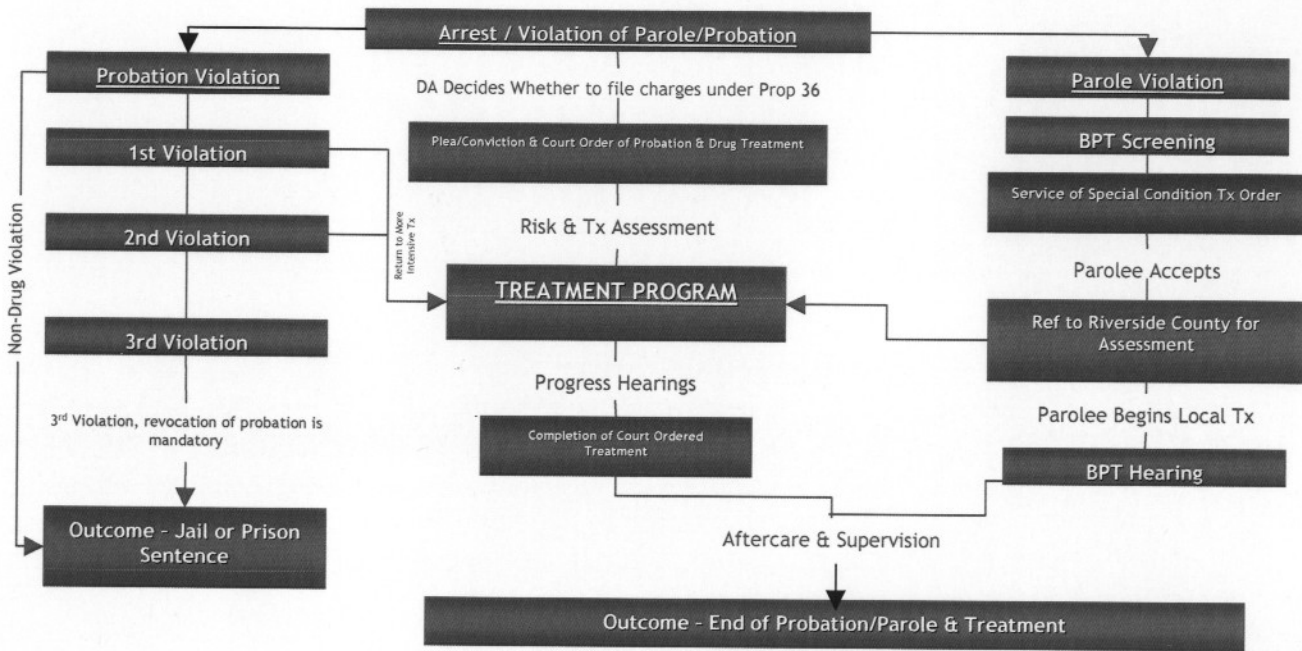


Discharge Status – Aftercare Clients: Completed Treatment in 2005-2006

- Of the 534 clients enrolled in aftercare subsequent to completing treatment in fiscal year 2005-2006:
 - 71% successfully completed the program.
 - 15% showed satisfactory progress and were referred to other services.
 - 5% were terminated due to unsatisfactory progress.



SACPA Legal Process Flow



Qualifying Convictions for SACPA Treatment

Convictions that Qualify for SACPA Treatment Under the California Penal Code

- 4149: Possession of a hypodermic syringe under the Business and Professions Code
- 11350: Unlawful possession of a controlled substance - narcotics
- 11352: Transportation of a controlled substance for personal use
- 11360: Transportation of marijuana for personal use
- 11364: Possession of paraphernalia for unlawful use
- 11377: Unlawful possession of a non-narcotic drug
- 11379: Transportation of a non-narcotic drug for personal use
- 11550: Under the influence of a controlled substance
- 11357c: Possession of more than an ounce of marijuana