


302

**SUBMITTAL TO THE BOARD OF SUPERVISORS
COUNTY OF RIVERSIDE, STATE OF CALIFORNIA**



FROM: Auditor-Controller

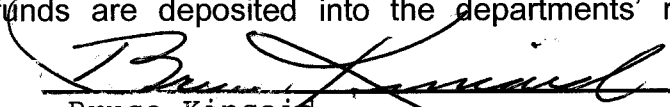
SUBMITTAL DATE:
September 18, 2007

SUBJECT: Cash Overages & Shortages for the period April 2007 through June 2007.

RECOMMENDED MOTION: That the Board of Supervisors approve the Report of Cash Overages & Shortages for the period April 2007 through June 2007 and direct the Auditor-Controller to make the following budget adjustments to relieve cash shortages as presented on Attachment A:


Increase Appropriation 10000-1300100000-523210 by \$375 Cash Shortage
Decrease Appropriation 10000-1109000000-581000 by \$375 Contingency

BACKGROUND: Pursuant to section 29390 of the Government Code and in accordance with provisions of the Board of Supervisors resolution adopted May 10, 1965, county entities' cash overages and shortages are reported to the Office of the Auditor-Controller. Attachment "A" identifies total cash shortages in the general fund of \$655.56 and total cash overages of \$281.03 resulting in a net shortage of \$374.53. Upon inclusion of these funds in the Auditor-Controller's budget, the shortages will be reimbursed accordingly. Attachment "B" identifies total cash shortages in other funds of \$450.99 and total cash overages of \$675.33 resulting in a net overage of \$224.34. Cash overages in other funds are deposited into the departments' respective operating funds.


Bruce Kincaid
for Robert E. Byrd, Auditor-Controller

FINANCIAL DATA	Current F.Y. Total Cost:	\$150.19	In Current Year Budget:	No
	Current F.Y. Net County Cost:	\$374.53	Budget Adjustment:	Yes
	Annual Net County Cost:	\$ 0	For Fiscal Year:	FY 07/08

SOURCE OF FUNDS: General Fund (10000) in the amount of \$374.53	Positions To Be Deleted Per A-30	<input type="checkbox"/>
	Requires 4/5 Vote	<input checked="" type="checkbox"/>

C.E.O. RECOMMENDATION: **APPROVE**
BY: 
County Executive Office Signature **Rob Rockwell**

Dep't Recomm.:
Per Exec. Off.:
Policy: Consent:
Policy: Consent:

Prev. Agn. Ref.: | District: | Agenda Number:

3.11

Attachment "A"
SCHEDULE OF CASH OVERAGE & SHORTAGE
 April 1, 2007 through June 30, 2007

GENERAL FUND

DEPARTMENT	DEPT ID	MONTH	FUND	REVENUE SOURCE	OVERAGE	SHORTAGE
CHA-Health	4200100300	Apr-07	10000	781080		100.00
	4200100300	Apr-07	10000	781080	55.00	
	4200600300	Apr-07	10000	781080	10.00	
	4200600300	Apr-07	10000	781080		7.00
	4200600300	Apr-07	10000	781080		1.00
	4200600300	Apr-07	10000	781080	10.00	
	4200100300	May-07	10000	781080	10.00	
	4200100300	May-07	10000	781080	5.00	
	4200100300	May-07	10000	781080	10.00	
	4200100300	May-07	10000	781080	30.00	
	4200100300	May-07	10000	781080		5.00
	4200600300	May-07	10000	781080		9.00
	4200600300	May-07	10000	781080		100.00
	4200600300	May-07	10000	781080	10.00	
	4200600300	May-07	10000	781080		20.00
	4200100300	Jun-07	10000	781080		10.00
	4200100300	Jun-07	10000	781080		15.00
	4200100300	Jun-07	10000	781080	10.00	
	4200100300	Jun-07	10000	781080	10.00	
	4200100300	Jun-07	10000	781080	5.00	
	4200600100	Jun-07	10000	781080		10.00
	4200600100	Jun-07	10000	781080		38.00
	4200600100	Jun-07	10000	781080		20.00
					Sub Total	165.00
Clerk-Recorder	1200100000	Apr-07	10000	781080	3.00	
	1200200000	Apr-07	10000	781080		4.00
	1200200000	Apr-07	10000	781080		2.00
	1200200000	Apr-07	10000	781080		39.00
	1200200000	Apr-07	10000	781080	5.00	
	1200200000	Apr-07	10000	781080	2.00	
	1200200000	Apr-07	10000	781080	2.00	
	1200200000	Apr-07	10000	781080		8.00
	1200200000	Apr-07	10000	781080		1.00
	1200200000	Apr-07	10000	781080	1.00	
	1200200000	Apr-07	10000	781080		0.25
	1200200000	Apr-07	10000	781080	2.00	
	1200200000	Apr-07	10000	781080		5.00
	1200200000	Apr-07	10000	781080	5.00	
	1200200000	Apr-07	10000	781080		1.00
	1200200000	Apr-07	10000	781080		5.00
	1200200000	Apr-07	10000	781080	5.00	
	1200200000	Apr-07	10000	781080	10.00	
	1200200000	Apr-07	10000	781080		1.00
	1200200000	Apr-07	10000	781080		4.00
	1200200000	Apr-07	10000	781080		5.00
	1200200000	Apr-07	10000	781080		1.00
	1200200000	May-07	10000	781080	3.00	
	1200200000	May-07	10000	781080	3.00	
	1200200000	May-07	10000	781080	1.00	
	1200200000	May-07	10000	781080	2.00	
	1200200000	May-07	10000	781080	3.00	
	1200200000	May-07	10000	781080	9.00	
	1200200000	May-07	10000	781080		5.00
	1200200000	May-07	10000	781080	5.00	
	1200200000	May-07	10000	781080	4.00	
	1200200000	May-07	10000	781080	2.00	
	1200200000	May-07	10000	781080	1.00	
1200200000	May-07	10000	781080	5.00		
1200200000	May-07	10000	781080	2.00		
1200200000	May-07	10000	781080		1.00	

DEPARTMENT	DEPT ID	MONTH	FUND	REVENUE SOURCE	OVERAGE	SHORTAGE
Clerk-Recorder	1200200000	May-07	10000	781080		3.00
	1200200000	May-07	10000	781080		7.00
	1200200000	May-07	10000	781080	1.00	
	1200100000	May-07	10000	781080	5.00	
	1200200000	Jun-07	10000	781080	1.00	
	1200200000	Jun-07	10000	781080	6.00	
	1200200000	Jun-07	10000	781080		1.00
	1200200000	Jun-07	10000	781080		5.00
	1200200000	Jun-07	10000	781080		5.00
	1200200000	Jun-07	10000	781080	2.00	
	1200200000	Jun-07	10000	781080	3.00	
	1200200000	Jun-07	10000	781080	1.00	
	1200200000	Jun-07	10000	781080	1.00	
	1200200000	Jun-07	10000	781080	2.00	
	1200200000	Jun-07	10000	781080		0.25
	1200200000	Jun-07	10000	781080		7.00
					Sub Total	97.00
Sheriff	2500403100	Mar-07	10000	781080		2.00
	2500404100	May-07	10000	781080	4.00	
	2500403100	May-07	10000	781080		1.00
	2500402100	May-07	10000	781080	1.00	
	2500402200	May-07	10000	781080		1.00
	2500502100	May-07	10000	781080		30.00
	2500403300	Jun-07	10000	781080	0.07	
	2500402100	Jun-07	10000	781080	1.00	
	2500503100	Jun-07	10000	781080		10.00
	2500403300	Jun-07	10000	781080	0.20	
				Sub Total	6.27	44.00
Treasurer/Tax Collector	1400100000	Apr-07	10000	781080	1.01	
	1400100000	Apr-07	10000	781080	1.71	
	1400100000	Apr-07	10000	781080	9.94	
	1400100000	Apr-07	10000	781080	0.09	
	1400100000	Apr-07	10000	781080		0.10
	1400100000	Apr-07	10000	781080		0.09
	1400100000	Apr-07	10000	781080		0.05
	1400100000	Apr-07	10000	781080		29.00
	1400100000	Apr-07	10000	781080		19.62
	1400100000	Apr-07	10000	781080		99.96
	1400100000	Apr-07	10000	781080		0.20
	1400100000	Apr-07	10000	781080		0.04
	1400100000	Apr-07	10000	781080		10.00
	1400100000	Apr-07	10000	781080	0.01	
	1400100000	Apr-07	10000	781080		7.00
				Sub Total	12.76	166.06

Grand Total	\$	281.03	\$	655.56
-------------	----	--------	----	--------

Net Overage/(Shortage)	\$	(374.53)
------------------------	----	----------

Attachment "B"
SCHEDULE OF CASH OVERAGE & SHORTAGE
 April 1, 2007 through June 30, 2007

Others Funds (Not Reimbursed by the General Fund)

DEPARTMENT	DEPT ID	MONTH	FUND	ACCOUNT	OVERAGE	SHORTAGE
Regional Parks	931400	Apr-07	25400	776740		2.00
	931400	Apr-07	25400	776740	1.00	
	931400	Apr-07	25400	776740	1.00	
	931400	Apr-07	25400	776740	6.00	
	931400	Apr-07	25400	776740		1.00
	931400	Apr-07	25400	776740		1.00
	931400	Apr-07	25400	776740	18.00	
	931400	Apr-07	25400	776740	2.00	
	931400	Apr-07	25400	776740	6.00	
	931400	Apr-07	25400	776740		5.00
	931400	Apr-07	25400	776740	5.00	
	931400	Apr-07	25400	776740	3.31	
	931400	Apr-07	25400	776740	2.00	
	931400	Apr-07	25400	776740	10.00	
	931400	Apr-07	25400	776740	1.00	
	931400	Apr-07	25400	776740	1.00	
	931400	Apr-07	25400	776740	10.00	
	931400	Apr-07	25400	776740	7.00	
	931400	Apr-07	25400	776740	1.00	
	931400	Apr-07	25400	776740		1.00
	931400	Apr-07	25400	776740	5.00	
	931400	Apr-07	25400	776740		18.00
	931400	Apr-07	25400	776740		0.80
	931400	Apr-07	25400	776740	1.00	
	931400	Apr-07	25400	776740	4.95	
	931400	Apr-07	25400	776740	7.00	
	931400	Jun-07	25400	776740	4.00	
	931400	Jun-07	25400	776740	52.00	
	931400	Jun-07	25400	776740	15.00	
	931400	Jun-07	25400	776740	11.00	
	931400	Jun-07	25400	776740	5.00	
	931400	Jun-07	25400	776740		10.00
931400	Jun-07	25400	776740	5.00		
931400	Jun-07	25400	776740	1.00		
931400	Jun-07	25400	776740	8.00		
931400	Jun-07	25400	776740		10.00	
				Sub Total	193.26	48.80
TLMA-Revenue	3100300000	May-07	20200	781080		10.05
				Sub Total	-	10.05
Waste Mgmt	4500100000	Apr-07	40200	781080		5.00
	4500100000		40200	781080	1.00	3.00
	4500100000		40200	781080		0.50
	4500100000		40200	781080		47.90
	4500100000		40200	781080		3.00
	4500100000		40200	781080		71.75
	4500100000	May-07	40200	781080	0.25	
	4500100000		40200	781080	27.00	
	4500100000		40200	781080	0.25	
	4500100000		40200	781080		0.50
	4500100000	Jun-07	40200	781080	0.25	
	4500100000		40200	781080		1.00
	4500100000		40200	781080	0.25	
	4500100000		40200	781080		0.50
	4500100000		40200	781080	0.25	5.00
	4500100000		40200	781080		1.00
	4500100000		40200	781080		0.25
					Sub Total	40.25

DEPARTMENT	DEPT ID	MONTH	FUND	ACCOUNT	OVERAGE	SHORTAGE
EDA	19001	Jun-07	21100	781080	50.32	
				Sub Total	50.32	0.00
RCRMC	4300100000	Apr-07	40050	781080	1.00	
	4300100000	Apr-07	40050	781080	6.00	
	4300183390	Apr-07	40050	781080	0.16	
	4300183400	Apr-07	40050	781080		108.49
	4300183400	Apr-07	40050	781080	17.35	
	4300183900	Apr-07	40050	781080	20.83	
	4300185300	Apr-07	40050	781080	10.00	
	4300185100	Apr-07	40050	781080	1.00	
	4300100000	May-07	40050	781080	0.78	
	4300100000	May-07	40050	781080	5.00	
	4300183390	May-07	40050	781080	63.26	
	4300183400	May-07	40050	781080	45.33	
	4300183900	May-07	40050	781080		14.26
	4300185100	May-07	40050	781080	1.25	
	4300185300	May-07	40050	781080	10.00	
	4300183390	Jun-07	40050	781080	88.73	
	4300183900	Jun-07	40050	781080	115.81	
	4300183390	Jun-07	40050	781080		9.99
	4300183400	Jun-07	40050	781080		100.00
	4300185300	Jun-07	40050	781080		20.00
	4300185300	Jun-07	40050	781080	5.00	
				Sub Total	391.50	252.74

Grand Total	\$	675.33	\$	450.99
-------------	----	--------	----	--------

Net Overage/(Shortage)	\$	224.34
------------------------	----	--------