

**SUBMITTAL TO THE BOARD OF SUPERVISORS  
COUNTY OF RIVERSIDE, STATE OF CALIFORNIA**

201



**FROM:** Executive Office

**SUBMITTAL DATE:**  
January 22, 2009

**SUBJECT:** State of the County 2009

**RECOMMENDED MOTION:** That the Board of Supervisors receive and file the attached report.

**BACKGROUND:** As we begin 2009, and prepare for several years of revenue reductions, the attached report summarizes recent county accomplishments. It was compiled from budget and performance data provided by county departments. Perhaps, when considered in conjunction with the mid-year budget status report, it may assist in managing effectively through this difficult period.

Departmental Concurrence

*Kathryn Field*

Kathryn Field, Deputy County Executive Officer

<b>FINANCIAL DATA</b>	Current F.Y. Total Cost:	\$ 0	In Current Year Budget:	N/A
	Current F.Y. Net County Cost:	\$ 0	Budget Adjustment:	N/A
	Annual Net County Cost:	\$ 0	For Fiscal Year:	

<b>SOURCE OF FUNDS:</b> N/A	Positions To Be Deleted Per A-30	<input type="checkbox"/>
	Requires 4/5 Vote	<input type="checkbox"/>

**C.E.O. RECOMMENDATION: APPROVE**

**APPROVE**

BY: *Gary M. Christmas*  
Gary M. Christmas

**County Executive Office Signature**


- Consent
- Policy
- Consent
- Policy

Dept Recomm.:  
Per Exec. Ofc.:

Riverside County, California

# State of the County Report

## February 2009



*Prepared by Riverside County Executive Office  
County Administrative Center  
4080 Lemon Street, 4th Floor  
Riverside, CA 92501*

## Riverside County 2009

The current Board of Supervisors, in place since 2005, begins its fifth year together with the challenges of an uncertain financial future and competing priorities. While population growth is slowing, demand for services continues, and resource allocation becomes more complicated. The expectations of two million county residents and 20,000 employees are high, while the means available for meeting those expectations are becoming more limited.

As well as determining which programs to fund, the Board is also faced with balancing each program with others in the system. Last year at this time, the County Executive Officer provided a ten-year analysis of budget growth. Although the study showed large increases in funding for public safety, the individual components of the criminal justice system had changed in proportion to one another. For example, despite tens of millions of dollars in additional funding, the sheriff's patrol and corrections divisions received a smaller percentage of discretionary funds than animal services and the district attorney's office, which ended up with proportionally larger allocations.

Going into FY 2004-05, discretionary revenue began to grow as property values increased dramatically. A hiring freeze that had been in place for five months was lifted. Money began to flow to deferred capital projects. Now, in FY 2008-09, many needed facilities are being constructed while funding to operate them is less certain.

Much has been accomplished in the recent past, in all areas of county responsibility, including public safety, health, development, land use and general government. At this time, however, it is necessary to focus on providing core services to residents. As we begin 2009, and prepare for several years of revenue reductions, I offer this recap in hopes that it will assist in managing effectively through this difficult phase.

Bill Luna  
County Executive Officer

---

### CONTENTS

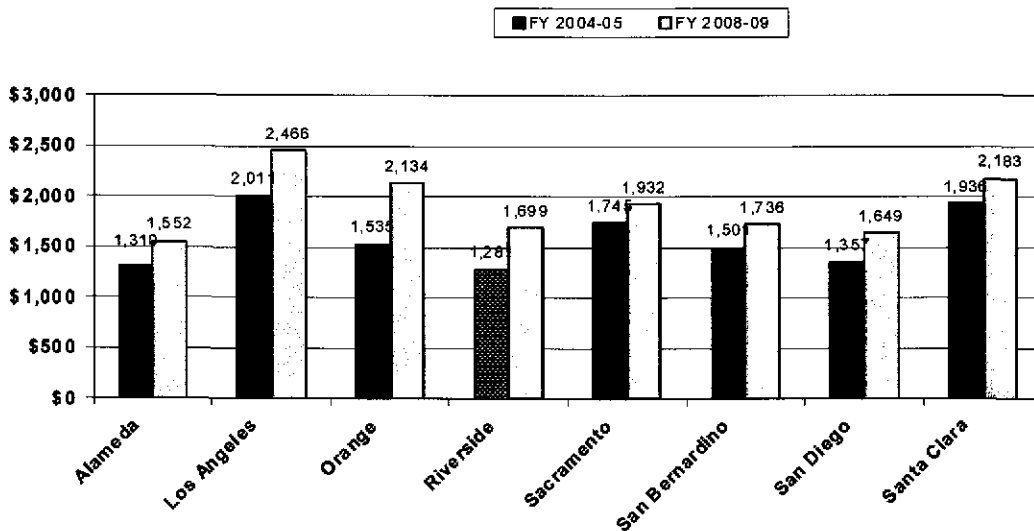
County Growth	2	Regional Medical Center	9
Public Safety	3	Public Assistance	10
Other Public Protection	6	Transportation & Development	11
General Government	7	The Environment	12
Community Health	8	Recreation & Culture	14
Mental Health	8	Technology	15
		Human Resources	16

## County Growth

Growth of the County budget has been much steeper than growth in the number of residents. While the population grew 14%, the total budget grew 50%. The discretionary funding (Net County Cost, or NCC) annually available to the Board of Supervisors to allocate grew by \$300 million, or 58%. Wisely, much of this funding has been put toward needed capital projects and reserves. The number of employees on the county payroll has grown 20% in five years. Inflation has risen 15%.

When evaluated with comparable counties, Riverside budgets fewer dollars per capita. Several factors, such as a lower cost-of-living and smaller tax base, contribute to this.

### Budgeted Dollars per Person



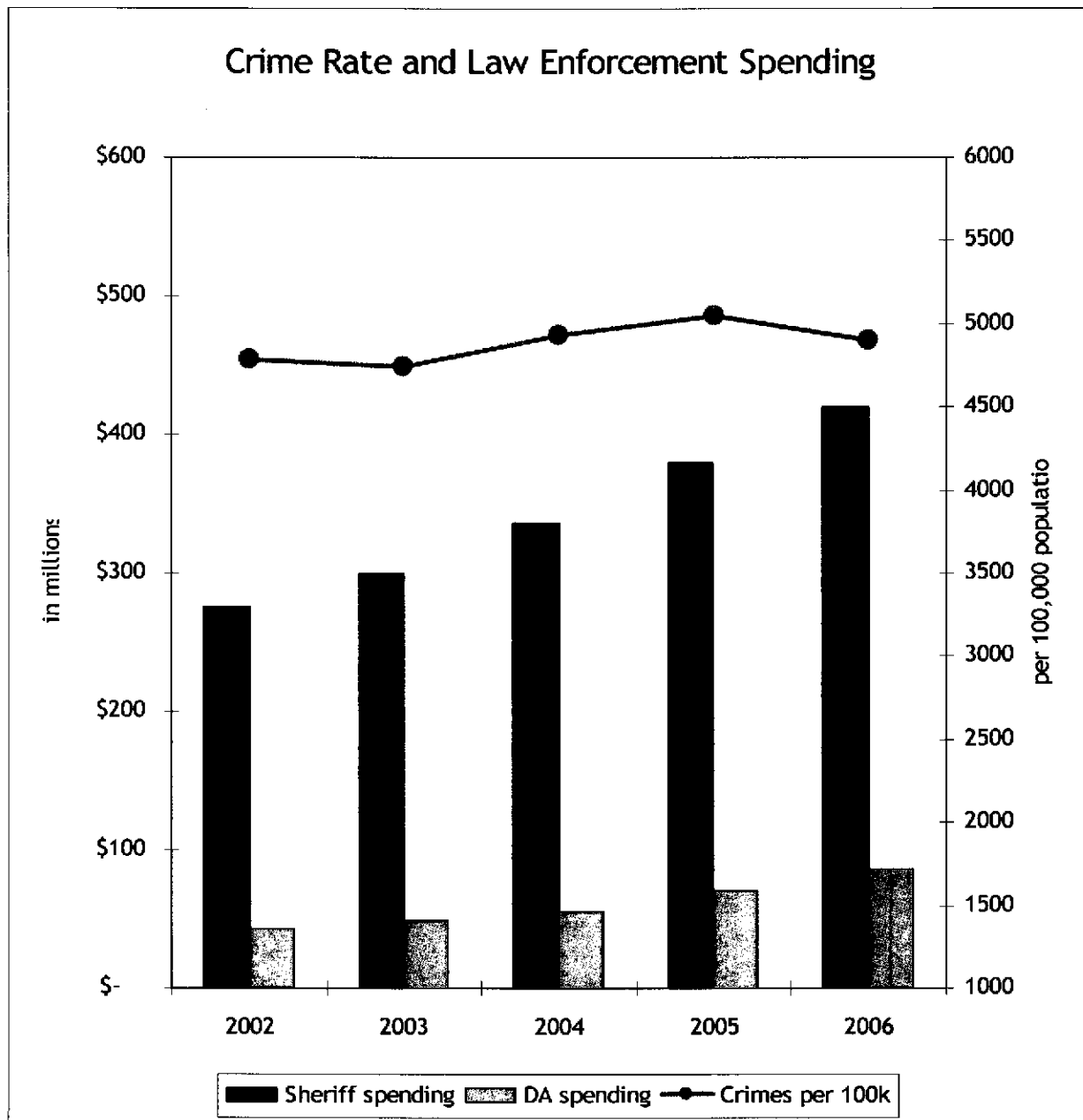
In the current fiscal year, the estimated County spending per resident is \$1,699. The most significant increases in discretionary spending over the past five years have been in these departments:

5-Year NCC Increase	
Public Health	\$ 8,006,458
Mental Health Treatment	\$ 6,747,384
Animal Services	\$ 11,255,200
Probation	\$ 12,883,532
Code Enforcement	\$ 12,213,299
Public Defender	\$ 14,391,191
Fire	\$ 25,722,025
District Attorney	\$ 37,148,800
Sheriff	\$ 18,277,200

## Public Safety

In five years, the number of personnel working in the law and justice areas has grown 43%. The annual net county cost of these six departments increased 71%, or \$163 million.

During the same period, County population grew by 262,375, or 14%. Total crime (rate per 100,000 residents, as measured by the most recent data from the California Crime Index) grew 2%, while violent crime dropped 17%.



## Board-funded Public Safety Accomplishments over five years:

### District Attorney

- Victim Services program expanded
- Gang Task Force initiated
- Environmental Crime unit expanded
- Construction begun on downtown Riverside office building

### Sheriff

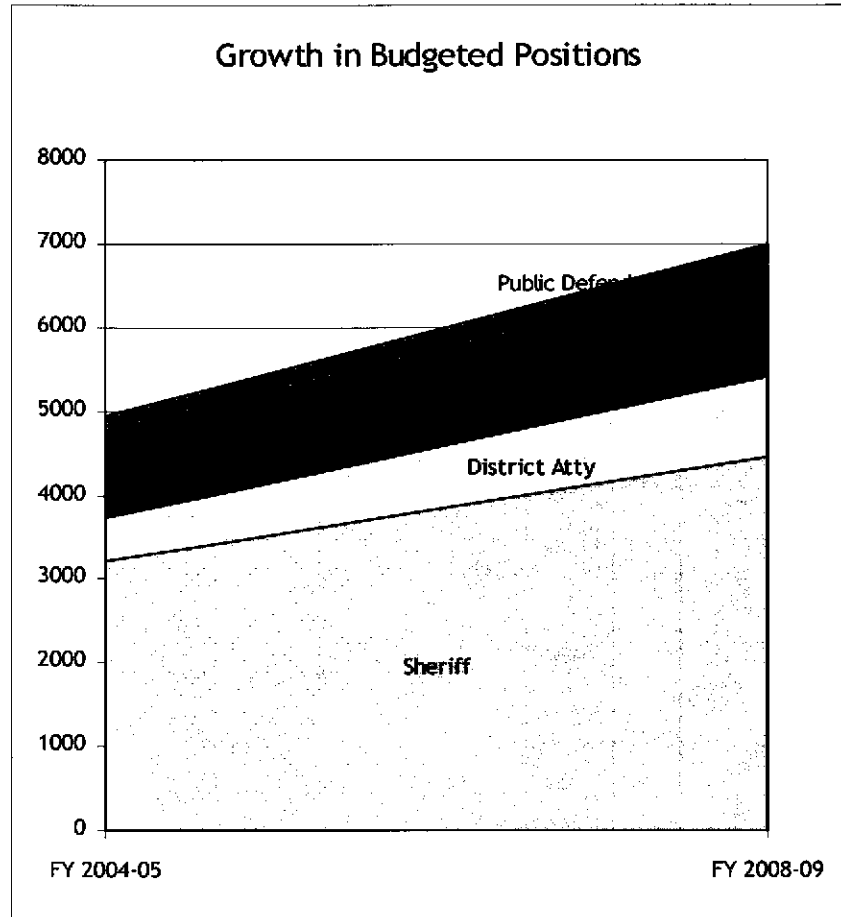
- Patrol service levels increased to 1.2 officers per 1,000 residents
- Added 256 jail beds
- Ben Clark Shooting Range opened
- Sexual Assault Felony Enforcement team instituted
- Riverside Off-Highway Vehicle Enforcement task force instituted
- Cold Case Unit initiated
- Aviation program expanded
- Perris station opened

### Probation

- Juvenile treatment and aftercare programs expanded
- Home Supervision Program expanded
- DNA testing initiated
- Security improved at detention facilities
- Banning Youth Accountability Team (YAT) program initiated
- Day Treatment Center in Perris opened
- Electronic Case Management System replaced

### Fire

- Completed the conversion to 3.0 staffing on all engines
- Included a Firefighter/Paramedic on all engines
- Opened 11 additional fire stations (2 temporary) and 6 replacement stations

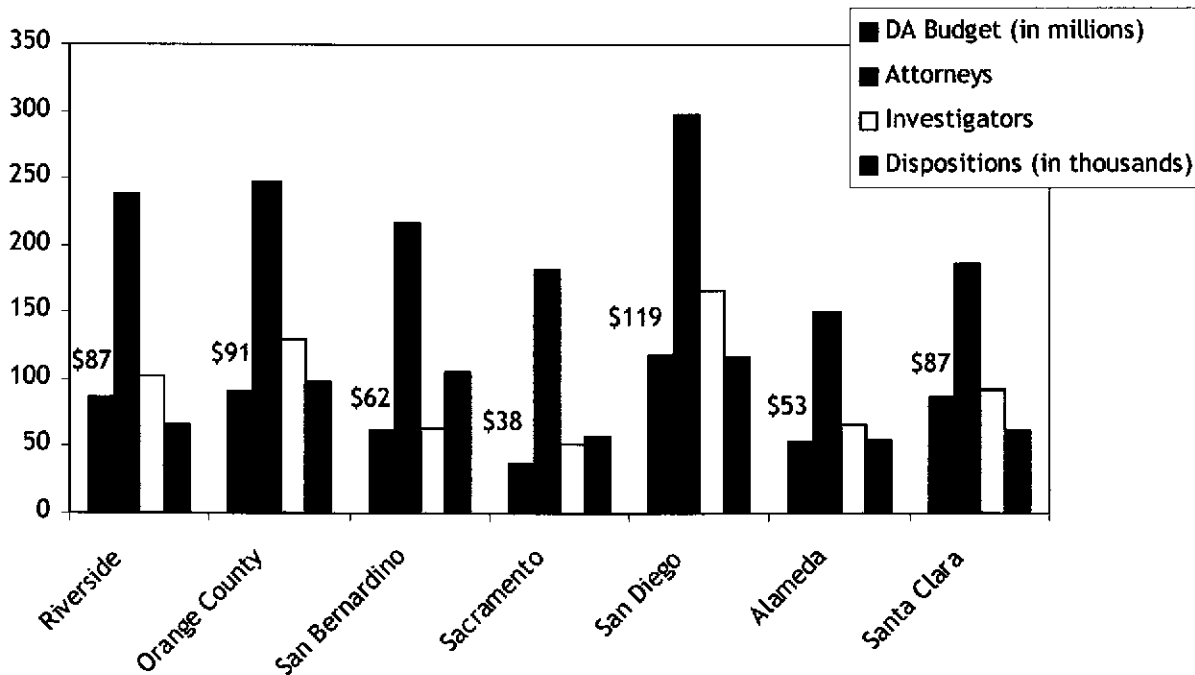


Unlike some counties, Riverside has been able to increase public safety spending in recent years. It does not follow that increased spending on public safety leads to safer communities, however. The chart below, drawn from the most recent data available, indicates that sometimes concluded cases (dispositions) can rise while spending decreases, or they can increase even when spending drops.

While staffing in Riverside’s DA Office rose 69%, the number of concluded cases grew 14% (FY 2002-03 to 2006-07). Dispositions in San Bernardino County grew the same amount in the same period, but with only a 17% increase in staff.

Statistics from district attorney offices in various counties in California are more likely to be comparable than sheriff offices. Most DA offices have similar functions, while sheriff departments differ more in the services they provide and the terrain they cover. Calls to the sheriff for service in the unincorporated area have grown about 7% per year for the past few years.

DA Offices in 2006  
(most recent year available)



## Other Public Protection

In addition to law enforcement and criminal justice activities, county residents are kept safe through the code enforcement, animal services, building & safety, child support services and agricultural commission functions.

**Code Enforcement** staff has grown by 166% in five years. They are particularly busy now implementing the Abandoned and Distressed Residential Properties Enforcement and Registration Program due to the large number of foreclosures impacting Riverside County. Of the 12,663 homes in some stage of foreclosure targeted by the task force, 8,840 property inspections have been conducted. These identified 795 additional code violations. Code Enforcement held 34 community cleanup events in 2008, and won a CSAC Challenge Award for Community Impact Plans.

The permit volume continues to decrease in the **Building and Safety** Department. During the first half of FY 2008-09, permit volume was down 43% compared to the first half of FY 2007-08.

The **Child Support Services** Department is responsible for determining paternity, if necessary; enforcing the obligation of parents to support and provide medical support to their minor children; and enforcing spousal support when appropriate. This involves locating the noncustodial parent, investigating income and assets of the noncustodial parent, and taking all legal actions necessary, civil or criminal, to obtain child support and medical support for children and establish the parent/child relationship.

The **Agricultural Commissioner's** office protects public health and safety by ensuring compliance with quality and quantity standards. Inspectors examine a variety of items, from eggs to beehives, from gas pumps to mailed parcels, and a range of agricultural products and measuring devices. Funding is provided primarily by the State and by charges for services.

In the current fiscal year, the County will spend four times as much on **Animal Services** as was spent just five years ago. Unfortunately, recent changes in the economy will make it difficult to sustain this level of service. Under new leadership since 2005, the department has implemented key recommendations from the Humane Society of the US audit, including air-conditioned truck cages for animals being transported to shelters; improved relationships with other organizations; and education and outreach programs. The department established other new programs such as the emergency animal rescue and technical rescue program; shelter life enrichment program; behavior assessment program; and shelter medicine program. Since 2005, animal impounds have increased 120% and live releases have increased 130%. A new shelter opened in the Coachella Valley and construction has begun on shelters in Riverside, San Jacinto and Blythe. The department received a CSAC Challenge Award in 2008 for the Healthy Pet Zones program.

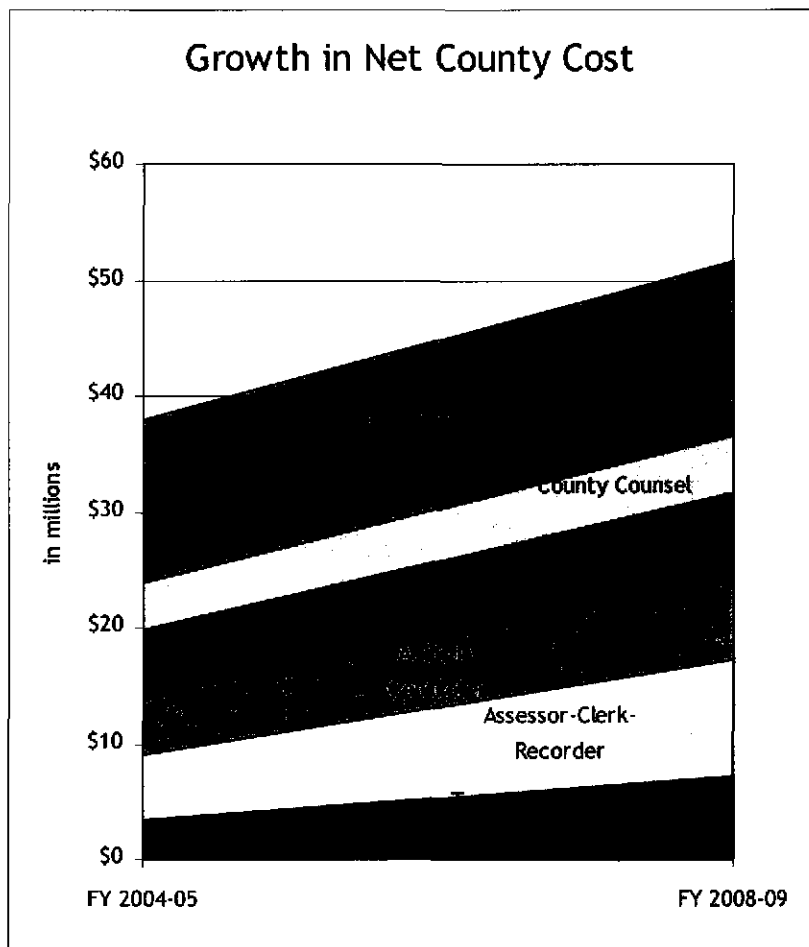
## General Government

In five years, the number of personnel working in most general government departments has grown a modest ten percent. The facilities management staff, however, has grown 71 percent, to keep pace with the growth in office space and other county facilities. In addition, the Board authorized an internal audits unit that added 33% to the Auditor-Controller's Office.

Staffing and funding for the Registrar of Voters ebbs and flows with elections cycles. Likewise, staffing and funding of the Assessor-Clerk-Recorder is highly influenced by external events.

For many years, the Facilities Management Department was somewhat underfunded. Needed maintenance was deferred and the department approached building needs in a reactive, rather than proactive, manner. Recently, the department has reorganized and made customer service a higher priority. At the same time, land has been acquired for new projects and existing facilities have been expanded.

Facilities Management oversees both small and large building projects. In addition, the staff has expanded efforts to apply sustainable and "green" technologies to maintenance, retrofitting, renovation and construction.



## Community Health

### Public Health

- Family Care Centers have experienced a 15% increase in patient visits since 2003.
- The Women, Infants and Children (WIC) caseload increased 35.5% between 2004 and 2008.
- The department received CSAC Challenge and Merit Awards in 2005, 2006 and 2008.
- In 2005, the department served as a pilot county for the new electronic death registration system for funeral homes to register deaths.
- A new clinic opened in Rubidoux.
- The Palm Springs and Perris clinics were relocated and expanded.
- A new clinic management information system implemented in 2007 improved patient appointment scheduling, registration, case management and billing functions for the ten family care centers.
- In 2008, the department participated in the state-wide Golden Guardian earthquake preparedness exercise.

### Environmental Health

- Staff to support the environmental services division programs increased 21.9%.
- Vector control complaints increased 43.1% in 11 years, primarily due to the arrival of West Nile virus.
- Permitted hazardous waste generator and hazardous material handler facilities have increased 34% and 65% respectively since FY 2003-04.
- Received California Conference of Directors of Environmental Health Award for Excellence in 2004, 2006 and 2007.
- Since 2003, the department uses aerial photography to identify actual or potential mosquito breeding sources as well as to monitor solid waste handling facilities.
- Five-year program growth in permanent food facilities was 21.2%, and food and pool plan submittals were up 18.5%.
- The department established mandatory trash collection areas within the county as well as the illegal food program.

## Mental Health

With the passage of the Mental Health Services Act, the department is transforming to a system that is more recovery-, wellness- and resilience-oriented. New and enhanced programs include:

- Full Service Partnership to help the most severely mentally ill and their families.
- Peer Support and Resource Centers in Indio, Perris and Riverside, to provide training, educational activities and support for current and past clients and their families.
- Public/private partnerships to provide emergency, transitional and permanent client housing.

- Riverside Safehaven drop-in center for mentally ill homeless adults.
- Mental Health Court Program.
- Collaborative training for City of Riverside police on mental health issues.
- Enhancements to clinics in Lake Elsinore, Corona and other older adult sites countywide.

The Public Guardian's Office actively participates in a multi-agency effort to curtail abuse to the elderly known as the C.A.R.E. Team.

The Substance Abuse program trains employees to more effectively treat residents with both substance abuse and mental health problems. Substance abuse treatment services are provided to over 11,000 clients annually. Adolescent treatment services have expanded from seven to 20 locations countywide. An annual national event, Recovery Happens, held in Riverside and Palm Desert, had over 2,000 attendees.

### Regional Medical Center

Riverside County Regional Medical Center (RCRMC) has, over the last 12 months, opened a new adult Intensive Care Unit and the infusion center; established a rapid response team, hospitalist program and asthma breathmobile; participated in a preliminary survey of the American College of Surgeons; and implemented the health care interpreter network for all inpatient units. Hospital administrators are working with local advocates towards the development of a medical school at University of California, Riverside. Various programs have been established to train and recruit nurses. The hospital is working on performance improvement plans that include patient and medication safety. RCRMC has received numerous awards including one Legacy-Achievement Award for increasing organ donation rates. Community events include seniors' and kids' health and safety fairs.

<b>RCRMC Workload Changes</b>			
	<b>FY 2003-04</b>	<b>FY 2008-09</b>	<b>% Change</b>
<b>Avg Daily Inpatient Census</b>	<b>254</b>	<b>320</b>	<b>26%</b>
<b>Avg Monthly Emergency Room Visits</b>	<b>5534</b>	<b>6874</b>	<b>24%</b>
<b>Avg Monthly Outpatient Visits</b>	<b>9431</b>	<b>10456</b>	<b>11%</b>

Capital projects recently completed or underway:

- Replacement of hospital information system
- Expansion of emergency department
- Relocation and expansion of mental health facilities
- New warehouse and data center
- New nursing education building

## Public Assistance

### Community Action Partnership

In 2008, 100 volunteer tax preparers assisted 1,900 families and generated \$2 million in tax refunds for county residents. Project BLISS (Building Links to Impact Self-Sufficiency) partners with community-based and faith-based organizations to identify, train and coach families to chart their own path out of poverty. CAP was one of 10 community action agencies selected by the National Community Action Partnership to launch a new initiative to address structural racism.

### Veterans' Services

Over five years, the number of clients served annually has grown 38%. The department is now assisting 55% more veterans to claim their benefits.

### Department of Public Social Services

DPSS provides protective services to adults and children; in-home supportive services to eligible individuals; cash assistance and medical benefits to eligible individuals and families; and employment and supportive services to assist with gaining self-sufficiency. Over the last five years, DPSS has accomplished much, including:

DPSS expanded services with new or remodeled offices in Banning, Cathedral City, Corona, Hemet, Indio, Lake Elsinore, Moreno Valley, Riverside and Rubidoux. Seventy-five units of transitional housing and 68 units of permanent housing were added for the homeless, along with 50 units to support the chronically mentally ill homeless.

New technology provided for improved service delivery, including a flexible case management system, ability for clients to apply for food stamps via the internet, improved timesheet collection for in home supportive service providers, and a new adult protective services case management system.

Improvements to existing services include a command post operation for 24/7 response to child abuse allegations; family to family initiative to enhance children's services to families within their communities and improve child safety; and added public health nurses to assist with adult protective services health assessments.

Program	Caseload (as of November 2008)	% Change in 11 months
CalWORKs	26,097 families	+18.6%
Food Stamps	48,573 families	+11.7%
Medi-Cal	283,127 individuals	+8.5%
In-Home Supportive Services	15,831 individuals	+10.1%

## Transportation, Planning and Development

In 2008 alone, the Transportation Department completed the following projects:

- Cantu Galleano/I-15 Interchange
- Jefferson Street widening project in Indio
- Cajalco pavement rehabilitation and safety project
- Widening of Ramon Road between Los Alamos and Bob Hope
- Re-paving of Ramon Road between San Miguelito and Thousand Palms
- Re-paving of Old Elsinore Road
- Widening of SR 79 between Thompson and Pourroy
- Widening of Scott Road between I-215 and Briggs
- Widening of Valley Way between SR 60 and Armstrong

The Transportation Department also:

- Received \$36 million in competitive State Trade Corridor Funds for railroad crossings and interchanges.
- Received approval of over \$21 million in TUMF funds for county projects in FY 2007-08.
- Helped to establish a \$35 million CFD for the Newport/I-215 Interchange.
- Reviewed and wrote Conditions of Approval for over 800 land use cases.
- Responded to over 400 public requests for traffic investigations, which led to the installation of numerous traffic control devices.
- Installed eight solar powered radar feedback signs.
- Managed 33 crossing guard posts for six school districts.
- Installed 755 new traffic signs.
- Striped 1,062 miles of lane lines.
- Painted 7,827 stop bars, arrows, crosswalks, and other markings.
- Maintained 594 signals for the County and 6 contract cities.
- Cleaned up over 150 tons of debris from drainage facilities.
- Managed contracts for over \$2.7 million of assessments for landscape maintenance, trails and street lights, and on nearly 2,300 curb miles for street sweeping services.
- Assisted over 6,100 customers at the survey public records counter.
- Recorded 82 final tract and parcel maps.
- Processed 153 records of survey and filed 839 corner records.
- Prepared or reviewed over 260 legals and plats.
- Field located over 2,100 catch basins, culverts or other drainage facilities for NPDES reporting requirements.
- Digitally cataloged over 48,000 documents.

The **Demographic** section of the Transportation and Land Management Agency (TLMA) published the 2008 Riverside County Progress Report which includes demographic and statistical data for the entire county, including all of its member cities, and is a key building block for future demographic analysis, including the 2010 census.

The **Planning** Department has also seen a 38% downturn in the total number of planning applications for the same time period with a 54% decline in the number of major applications. Counter Services has seen a 32% drop in the number of customers coming to the Riverside, South County and Desert Permit Assistance Centers. In response to reduced case activity resulting from the Wildomar and Menifee incorporations and overall economic activity, TLMA recently closed the South County public permit counter.

Recently, TLMA established a one-stop shop in the Riverside CAC, with the inclusion of the Flood and Fire staff. This month, the Board will receive a full Building Industry Association/Riverside County Streamlining Strike Force report highlighting advancements in land development programs which have resulted in improved transparency, predictability, cost savings, and enhanced customer service.

The **Environmental Programs** Department is in the process of implementing the Coachella Valley Multi-Species Habitat Conservation Plan with CVAG and is continuously working towards making the habitat plan successful. EPD also reviewed and ensured MSHCP consistency of all land use development applications for biological and conservation compliance.

**The Environment**

The varied natural environment of Riverside County presents challenges and opportunities to resource managers. While the Flood Control district is regulating water hazards, the Waste Resources Management Department is promoting recycling and proper waste disposal, and overseeing seven landfills. Environmental programs are dispersed throughout several county departments, such as:

<b>Executive Office</b>	<b>National Pollutant Discharge Elimination System</b>
<b>TLMA</b>	<b>Environmental Programs Division</b>
<b>Facilities Management</b>	<b>Energy Management, Environmental Planning</b>
<b>Human Resources</b>	<b>Air Quality</b>
<b>Community Health</b>	<b>Environmental Health</b>

The **Economic Development Agency** includes the departments of Redevelopment, Marketing, Housing Authority and Development, Workforce Development, Aviation, Fair, Museum and Community Services. A few of the past five years' accomplishments are listed below:

- Provided Fast Track assistance to 78 new development projects representing 27,984 Jobs, \$998 million in taxable sales and \$2.9 billion in capital investment in the unincorporated county.
- Invested \$186 million in infrastructure, public facilities, business development, planning and blight removal in 38 communities throughout the county, completed 41 infrastructure and 36 public facility projects, with an additional \$52 million committed for planning and design of 49 other projects.
- Launched Team Riverside County, a cooperative, countywide economic development effort leveraging cities, economic development corporations, utilities, and other partners' resources to promote Riverside County in tradeshows and conferences, national advertising, and special networking events.
- Launched the Graffiti Busters abatement program which has removed graffiti from over 2 million square feet of property since program inception in 2006.
- Managed and staffed more than 30 events annually including the County Fair with 300,000 attendees, Jacqueline Cochran Air Show with 35,000 attendees and the 3rd District Economic Development Forum with 600 attendees.
- Provided housing assistance to 8,000 families annually through the federal section 8 program.
- Helped 152 households purchase their first homes using \$8.7 million in HOME / ADDI funds.
- Through Workforce Development Centers and strategic partnerships, served over 105,584 job seekers, 37,795 laid-off workers and 5,068 businesses.
- Over 1,700 most at-risk youth were served through five Youth Opportunity Centers. These centers serve as a "One Stop" where low-income youth, ages 14-21, receive long-term, comprehensive services focused on academic achievement, workforce preparation, career planning and character development.
- Increased based aircraft from 419 to 669 planes and airport lease revenue from \$1 million to \$2.5 million in the last five years.
- Aircraft hangars increased from 277 to 420 hangars during this time.
- Completed 10 aviation projects investing over \$13 million in airport facilities including construction of a heavy aircraft ramp at Jacqueline Cochran Regional Airport, construction and improvement of runways, taxiways and ramps at all airports, extension of the runway at French Valley airport, design of the Hemet Ryan Air Attack base, and three master plan updates.

## Recreation, Education & Culture

The County is investing \$66.4 million this year in operating Parks, Libraries, Cooperative Extension, the Edward Dean Museum, and the National Date Festival. This is an increase of 130% from five years ago. These monies come primarily from user fees, grants, property taxes, development impact fees, and the County's general fund.

### Public Libraries added 2004-2008:

- El Cerrito (joint use with Corona Norco Unified School District), 2nd District
- La Quinta, 4th District
- Lakeside / Vick Knight (joint use with Lake Elsinore USD), 1st District
- Eastvale (joint use with Corona Norco USD), 2nd District
- Home Gardens, 2nd District
- Thousand Palms, 4th District
- Temecula, 3rd District
- Romoland (joint use with Perris Union High School District), 5th District
- Woodcrest/Bob Buster, 1st District

### Public Libraries expanded:

La Quinta (from 10,000 to 20,000 square feet), 4th District

Canyon Lake (from 1,320 sq. ft. to 1,886 sq. ft.), 3rd District

### Park Enhancements over 5 Years:

- Development of the Santa Ana River bike trail.
- Restoration of riparian habitat at the Southwestern County Multi-Species Reserve.
- Development of a weed abatement program for open space and habitat.
- Continued removal of invasive Arundo along the Santa Ana River.
- Seismic retrofitting of historic structures.
- Construction of the Crestmore Manor Carriage House to accommodate community events.
- Development of equestrian amenities at Box Springs Day Use Area.
- Construction of new entry station, playground & equestrian campground at Lake Cahuilla Recreation Area.
- Rehabilitation of roadways at Hurkey Creek and McCall memorial parks.
- Construction of a new playground at Kabian Park.
- Development of interpretive programs at Santa Rosa Plateau Ecological Reserve.
- Stabilization of the Jensen-Alvarado Ranch winery.
- Additional boat docks and shade shelters at Lake Skinner Recreation Area.
- Re-creation of the Gilman Ranch House.
- Long-term management of wildlife habitat under contract with the Western Riverside Conservation Authority.

Recreational Programs of the Economic Development Agency:

- County Service Area parks increased from seven to 25; landscaping increased from 850,000 sq. ft. to 1,500,000 sq. ft.
  - Beautified and enhanced the museum grounds by refurbishing the outdoor restrooms, creating the Legacy Garden, adding entry landscaping, monuments, gates and signage.
  - Set Fair attendance records in 2006 and again in 2007, reaching 303,476 in 2007. Set a one-day attendance record of 57,218 in 2008. Increased Fair revenue from \$3.1 million to \$4.3 million in the last five years. Invested \$4.4 million in capital improvements including major repaving of the Fairgrounds, renovation of the Shalimar Sports Center and Fair Administration office and construction of a new Livestock Arena.
- 

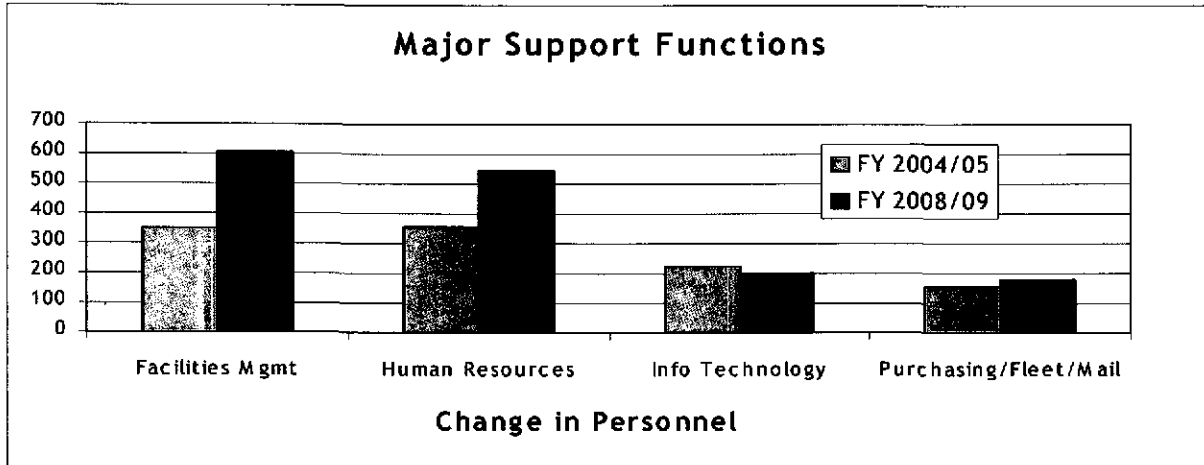
## Technology

Through the departments of **Information Technology** and **OASIS** (Online Administrative Information System), the County operates and maintains systems to support the core functions of government. In the past few years, new departments have been established to expand technological systems.

**PSEC**, the Public Safety Enterprise Communications project, is developing a replacement radio system to allow greater interoperability between the first responders of sheriff and fire, as well as from other public safety agencies. **CREST** (County of Riverside Enterprise Solutions for property Taxation) is a multi-year effort to implement a property tax system that will process, store, and track property ownership transactions in this county. It will also be used to generate tax bills and collect property taxes.

The **Geographic Information System** (GIS) unit of TLMA provides infrastructure and property address data to the departments of Planning, Transportation, and Environmental Programs. Several other county departments, including Sheriff, Fire and Flood, have their own GIS sections to support their specific needs. The County Executive Office's **EGIS** (Enterprise GIS) coordinates the activities of these geographic information sections.

Combined, these efforts have budgets totaling over \$76 million, with most of their revenue originating from user charges and the county general fund.



## Human Resources

### Major Accomplishments in 2008:

- Implemented FLSA Overtime payment rules for employees covered by the SEIU and LIUNA Memorandum of Understanding, estimated to save the County in excess of \$11 million each year.
- Developed the Voluntary Furlough Program and Early Retirement Incentive Program to reduce the County's budget burden.
- Contracted with a new pharmacy benefit manager, with an estimated cost savings over two years of \$1.5 million.
- In collaboration with Supervisor Tavaglione, developed the Homeownership Educational Learning Program to provide employees and county residents with information and tools to cope with the housing market and potential foreclosures.
- Implemented Learning Management System to provide County-wide training management and compliance tracking.
- Trained 10,972 employees over the last six months in mandated, supervisory, management and computer classes.
- Developed Telework participant online training, participant manual, and website.
- Revised subrogation processes and procedures resulting in a net recovery of \$138,000.
- Resolved 15 small claims cases over six months (July-December 2008), resulting in judgments in favor of the County in the amount of \$18,687.
- Placed 115 Automated External Defibrillators at various County work sites.
- Placed 885 employees in modified duty assignments through the return to work program.
- Revised County leave of absence process and established a support team to assist departments in managing & tracking of employees' leaves.
- Reduced workers' compensation indemnity payments by \$487,006 (16%) from prior year.
- Reduced cost for medical treatment by \$500,000 as a result of implementation of a successful utilization review program.

In conclusion...

The last five years have seen many significant accomplishments in terms of increased levels of service and new county facilities to deliver those services. This was made possible by the dramatic increase in local real estate values. As those values plummet, some retrenchment is inevitable.

Fortunately, many County departments have been able to expand beyond their core functions and base levels. As we move forward to bring expenditures down, we can do so with the knowledge that we have the capacity to make reductions without compromising many of those core functions.

Additional information about the county is available on the website  
<http://www.countyofriverside.us>  
or by phoning (951) 955-1000