


**SUBMITTAL TO THE BOARD OF SUPERVISORS  
COUNTY OF RIVERSIDE, STATE OF CALIFORNIA**

112



**FROM:** Waste Management Department

**SUBMITTAL DATE:**  
June 3, 2009

**SUBJECT:** Riverside Countywide Integrated Waste Management Plan – 2008 Five-Year Review Report

**RECOMMENDED MOTION:** That the Board of Supervisors:


1. Approve the Riverside Countywide Integrated Waste Management Plan (CIWMP), 2008 Five-Year Review Report, as prepared by the Riverside County Waste Management Department; and,
2. Direct the General Manager-Chief Engineer of the Waste Management Department to forward the final report to the California Integrated Waste Management Board (CIWMB)

**BACKGROUND:**

The CIWMP, 2008 Five-Year Review Report (Report) has been prepared by the Riverside County Waste Management Department on behalf of Riverside County, its twenty-four (24) cities, and its Local Task Force (LTF) to comply with California law (Public Resources Code (PRC) Section 41822 and California Code of Regulations (CCR) Section 18788), which requires that the County's LTF complete a review of the CIWMP and its elements every five years.

(continued)


  
Hans W. Kernkamp, General Manager-Chief Engineer

FORM APPROVED COUNTY-COUNSEL  
BY:  NEAL R. KIPNIS DATE  
Departmental Concurrence

<b>FINANCIAL DATA</b>	Current F.Y. Total Cost:	\$ N/A	In Current Year Budget:	No
	Current F.Y. Net County Cost:	\$ N/A	Budget Adjustment:	No
	Annual Net County Cost:	\$ N/A	For Fiscal Year:	No

<b>SOURCE OF FUNDS:</b>	Positions To Be Deleted Per A-30	<input type="checkbox"/>
	Requires 4/5 Vote	<input type="checkbox"/>

**C.E.O. RECOMMENDATION:**

APPROVE  
BY:   
**Alex Gann**

County Executive Office Signature

Policy  
 Policy  
 Consent  
 Consent

Dep't Recomm.:  
Per Exec. Ofc.:

Prev. Agn. Ref.: 12.1 (September 23, 2003)	District: All	Agenda Number:	<b>12.1</b>
--------------------------------------------	------------------	----------------	-------------

ATTACHMENTS FILED  
WITH THE CLERK OF THE BOARD

**BACKGROUND** (continued):

The purpose of the review is to determine if the County's waste management practices remain consistent with the hierarchy of waste management practices that were established under the California Integrated Waste Management Act of 1989, et seq. (AB 939) and defined in PRC Section 40051, in order of priority, as: 1) Source reduction; 2) Recycling and composting; and, 3) Environmentally safe landfill disposal and transformation.

To determine if the Riverside CIWMP and its elements remain consistent or require revision, the Report includes a review of demographics, quantities of waste, funding sources for administration of the Countywide Siting Element and Summary Plan, administrative responsibilities, programs and implementation, permitted disposal capacity, and changes in available markets for recyclable materials. The Draft Report was mailed to city managers, city representatives, and LTF members for review and comment by the end of the comment period on May 11, 2009. Comments requiring any changes or corrections were incorporated in the Final Report dated May 2009. At the May 21, 2009 meeting, the LTF, whose action is attached, considered the Final Report and agreed that the Riverside CIWMP and its elements, when augmented by updates through annual reports to the CIWMB, are still applicable in defining the goals, policies, and objectives to achieve compliance with AB 939 and in describing the County's waste management system, programs, funding, and implementation. The LTF concurred that a revision to the CIWMP is not required and recommended that the Board of Supervisors approve the Final Report, as prepared by the Waste Management Department. If approved by the Board of Supervisors, as recommended, the Final Report will be submitted to the CIWMB for approval.

EXECUTIVE  
OFFICE

09 JUN -5 PM 2:38

COUNTY OF RIVERSIDE

PD #78168v2

RECEIVED RIVERSIDE COUNTY  
CLERK / BOARD OF SUPERVISORS  
2009 JUN 10 AM 11:18

**RIVERSIDE COUNTYWIDE  
INTEGRATED WASTE MANAGEMENT PLAN**

***FINAL* 2008 Five-Year Review Report**

**Prepared By:**

**RIVERSIDE COUNTY  
WASTE MANAGEMENT DEPARTMENT**

May 2009

**COUNTY OF RIVERSIDE  
BOARD OF SUPERVISORS**

**Supervisor Bob Buster, 1<sup>st</sup> District**

Cities

Lake Elsinore, a portion of Riverside, and Wildomar\*

**Supervisor John F. Tavaglione, 2<sup>nd</sup> District**

Cities

Corona, Norco, and a portion of Riverside

**Supervisor Jeff Stone, 3<sup>rd</sup> District**

Cities

Canyon Lake, Hemet, San Jacinto, Murrieta, Temecula, and Menifee\*

**Supervisor Roy Wilson, 4<sup>th</sup> District**

Cities

Blythe, Cathedral City, Coachella, La Quinta, Indian Wells, Indio, Palm Springs, Palm Desert,  
and Rancho Mirage

**Supervisor Marion Ashley, 5<sup>th</sup> District**

Cities

Moreno Valley, Perris, Calimesa, Beaumont, Banning, Desert Hot Springs, and northern Palm  
Springs

\*The cities of Wildomar and Menifee incorporated in July and October 2008, respectively.

---

Questions, comments, or requests for information about this document should be directed to:

Diane Christensen, Waste Management Program Administrator  
Riverside County Waste Management Department  
14310 Frederick Street  
Moreno Valley, CA 92553  
Telephone: (951) 486-3200 Fax: (951) 486-3205

Printed on 100% Recycled Content Paper

## Table of Contents

1.0	EXECUTIVE SUMMARY .....	1
2.0	INTRODUCTION .....	2
3.0	BACKGROUND .....	4
4.0	2008 FIVE-YEAR REVIEW FINDINGS .....	5
5.0	SUMMARY STATEMENT .....	17
6.0	SUPPLEMENTAL INFORMATION .....	18
7.0	ATTACHMENTS .....	20

## 1.0 EXECUTIVE SUMMARY

The Riverside Countywide Integrated Waste Management Plan, 2008 Five-Year Review Report has been prepared by the Riverside County Waste Management Department on behalf of Riverside County, its cities, and its Local Task Force (LTF) to comply with California Public Resources Code (PRC) Section 41822 and California Code of Regulations Section (CCR) 18788. California law requires that the County's LTF complete a review of the Riverside Countywide Integrated Waste Management Plan (CIWMP) and its elements prior to the tenth anniversary of its approval by the California Integrated Waste Management Board (CIWMB) to determine if that County's waste management practices remain consistent with the hierarchy of waste management practices that were established under the California Integrated Waste Management Act of 1989, *et seq.* (AB 939) and defined in PRC Section 40051, in order of priority, as: 1) Source reduction; 2) Recycling and composting; and 3) Environmentally safe landfill disposal and transformation.

To determine if the Riverside CIWMP and its elements remain consistent or require revision, the 2008 Five-Year Review Report includes a review of demographics, quantities of waste, funding sources for administration of the Countywide Siting Element and Summary Plan, administrative responsibilities, programs and implementation, permitted disposal capacity, and available markets for recyclables for Riverside County. On the basis of the second five year review, it is the finding of Riverside County, its cities, and LTF that the Riverside CIWMP and its elements, when augmented by updates through annual reports to the CIWMB, are still applicable in defining the goals, policies, and objectives to achieve compliance with AB 939 and in describing the County's waste management system, programs, funding, and implementation. The 2008 Five Year Review Report, which documents this finding, will be submitted to the CIWMB for final consensus.

## 2.0 INTRODUCTION

The California Integrated Waste Management Act of 1989, *et seq.* (AB 939) set out the requirements for cities and counties in California to reduce the amount of solid waste disposed in landfills and transformed, first by 25% by the year 1995 and then by 50% by the year 2000 and every year thereafter, through source reduction, recycling and composting activities. Transformation may be used to reduce the wastes sent to landfills by no more than 10% subsequent to the year 2000. The County Integrated Waste Management Plan (CIWMP) is the guiding document for attaining these goals.

California Public Resources Code (PRC) Section 41822 requires each city and county to review its CIWMP at least once every five years to:

1. Correct any deficiencies in the CIWMP or its elements.
2. Comply with the source reduction and recycling requirements established under PRC Section 41780.
3. Revise the documents, as necessary.

Title 14, California Code of Regulations (CCR) Section 18788, further clarifies that every five years following California Integrated Waste Management Board (CIWMB's) approval of the CIWMP, a County's AB 939 Local Task Force (LTF) shall complete a review of the CIWMP to ensure that the County's waste management practices remain consistent with the hierarchy of waste management practices defined in PRC Section 40051.

The hierarchy stated in PRC 40051 is:

1. Source Reduction
2. Recycling and composting
3. Environmentally safe transformation and environmentally safe land disposal

CCR Section 18788 further specifies a process to follow in reviewing the CIWMP, which is summarized as follows:

- Every five years following CIWMB's approval of the CIWMP, the LTF shall submit **written comments** on areas of the CIWMP, which require revision to the County and the CIWMB.
- Within 45 days of receipt of the LTF comments, the County shall determine if a revision is necessary and notify the LTF and the CIWMB of its findings in a **CIWMP Five-Year Review Report**.
- Within 90 days of receipt of the **CIWMP Five-Year Review Report**, the CIWMB shall review the County's findings and, at a public hearing, approve or disapprove the County's findings.

CCR Section 18788 also requires that, at a minimum, the following issues be addressed in the **CIWMP 2008 Five-Year Review Report**:

- (A) Changes in demographics in the county
- (B) Changes in quantities of the waste within the county
- (C) Changes in funding sources for administration of the countywide siting element and summary plan
- (D) Changes in administrative responsibilities
- (E) Program implementation status
- (F) Changes in permitted disposal capacity and quantities of waste disposed of in the county
- (G) Changes in available markets for recyclable materials
- (H) Changes in the implementation schedule

On January 20, 2009, the CIWMB's Local Assistance and Market Development staff notified Riverside County clarifying the oversight of the 2008 Five-Year Review Report process as well as informing jurisdictions who were late in submitting their reports. The January 20, 2009 notification advised the following:

- The 2008 five-year anniversary date is from the date of CIWMP approval by the CIWMB.
- Per CIWMB legal staff, jurisdictions can utilize their annual reports to the CIWMB to update program information, if a jurisdiction determines that a CIWMP revision is not necessary.
- If a CIWMP revision is determined to be necessary, the revision can be submitted with a jurisdiction's next annual report.

### **3.0 BACKGROUND**

The Source Reduction and Recycling Element (SRRE), the Household Hazardous Waste Element (HHWE) and the Nondisposal Facility Element (NDFE) for unincorporated Riverside County and the twenty-four (24) incorporated cities in the County, plus the Countywide Siting Element and the Countywide Summary Plan comprise the CIWMP. The County's CIWMP was approved by the CIWMB on September 23, 1998. The first five year anniversary of the approval of the CIWMP was September, 23, 2003 triggering a required five year review of the CIWMP. Therefore, the subsequent anniversary date for a five-year review was September 23, 2008.

#### **3.1 Purpose**

The purpose of this CIWMP 2008 Five-Year Review Report is twofold: (1) to document the compliance of Riverside County and its cities with PRC 41822 and CCR 18788; and, (2) to solicit a wider amount of review, recommendations and support for the course of action identified by the County's LTF to achieve increased levels of waste diversion.

#### **3.2 City Review of 2008 Five-Year Review Report**

The period for review of the CIWMP 2008 Five-Year Review Report by the County's twenty-four (24) cities is as follows:

April 2, 2009 through May 11, 2009

#### **3.3 Local Task Force Review of 2008 Five-Year Review Report**

The schedule for LTF review of the 2008 Five-Year Review Report is as follows:

Review and Comment Period from April 2, 2009 through May 11, 2009 (Review of *Draft* 2008 Five-Year Review Report)

LTF Meeting May 21, 2009 (Review of *Final* 2008 Five-Year Review Report)

## **4.0 2008 FIVE-YEAR REVIEW FINDINGS**

### **4.1 Overview**

Upon initial review of each CIWMP document, it was determined that the documents, accompanied by individual annual reports, continue to serve as appropriate reference tools for implementing and monitoring compliance with AB 939. The goals, objectives and policies in the elements are still applicable and consistent with PRC 40051 and 40052.

The existing and selected programs for each component were reviewed. Nearly all programs have been implemented. The annual reports and the Planning Annual Report Information System (PARIS) for the County and each city are up to date through 2006 which is the latest year of approved CIWMB Annual Report data. Although there have been some changes in program implementation, schedules, costs and results, these changes are not considered to be significant.

Most of the jurisdictions achieved an increase in their diversion rates from 2002 to 2006. Twenty-three (23) jurisdictions achieved 50% diversion, and two jurisdictions are awaiting review of their 2005/2006 biennial review by the CIWMB.

### **4.2 New and Revised Base Year Studies**

Five (5) jurisdictions (Banning, Murrieta, Perris, Rancho Mirage, and Temecula) have either revised or adjusted their base year studies since 2001 and have received approval by the CIWMB.

### **4.3 Five-Year Review Assessment**

#### **(A) Demographics**

The population in Riverside County increased from 1,209,033 in 2002 to 1,962,801 in 2006. This represents a growth in population of 62% between 2002 and 2006. The population growth has been significant in most of the County's cities in the last ten years, with the Cities of Beaumont and Murrieta being the primary beneficiary of this growth trend. The population growth was slow in at least seven (7) cities. The population of Riverside County is projected to be 2.84 million in the year 2025.

The dollar value of taxable sales transactions at the countywide level had increased by 53% between 2002 and 2006. However, throughout the County, taxable sales figures varied from city to city, with a few cities experiencing tremendous growth. The Consumer Price Index increased 13.1% between 2002 and 2006.

Employment in Riverside County had increased by 24.1% between 2002 and 2006. Southern California Association of Governments (SCAG) projected an annual average increase of 22,400 jobs or 4.5% between 1997 and the year 2025.

**(B) Quantities of Waste**

Waste disposal tonnages for each jurisdiction for the years 2002 through 2006, the most current CIWMB approved data, are listed in the attached Five-Year CIWMP/RAIWMP Review Report Template. The CIWMB approved diversion percentages for the County and cities are listed in the attached Five-Year CIWMP/RAIWMP Review Report Template.

**(C) Funding Sources**

The basic funding sources for the administration of the Countywide Siting Element and the Summary Plan have not changed significantly since the CIWMP was approved. The sources of funding continue to include tipping fees, generated through the County's disposal system of landfills and transfer/collection stations, and solid waste collection and franchise fees at the city or local level.

The County continues to manage and maintain a countywide disposal system that provides for the disposal needs of all Riverside County residents. The user tipping fees generated from waste disposal and processing continue to be the primary source of revenues to fund capital expenditures, landfill operations, landfill closures, environmental remediation, waste inspection programs that allow for the diversion of recyclable materials and hazardous materials from landfill disposal, and a variety of AB 939 programs. The County also utilizes State grants, when available, to fund its recycling programs, such as tires, household hazardous waste and used oil collection.

Locally based programs for the cities and the unincorporated County are funded from local refuse rates for collection services, fees charged on local refuse rates, and grant funds. All but two (2) jurisdictions include curbside recycling services in the basic solid waste collection service rate.

**(D) Administrative Responsibilities**

No significant changes have occurred in the administration of the CIWMP, other than normal personnel turnover. Within the unincorporated County, the Waste Management Department (formerly Waste Resources Management District) continues to be the responsible agency. The government agency or office in each jurisdiction that is responsible for solid waste management and diversion activities is identified in Table 1.

**Table 1 – Responsible Agencies for Solid Waste Administration**

<b>Jurisdiction</b>	<b>Department or Office Responsible for Solid Waste Management Activities</b>
Banning	Public Works Department
Beaumont	City Manager's Office
Blythe	Public Works Department
Calimesa	Public Works Department
Canyon Lake	Administration/City Clerks Office
Cathedral City	Department of Environmental Conservation
Coachella	City Manager/Community Service
Corona	Public Works Department
Desert Hot Springs	City Manager's Office
Hemet	Public Works Department
Indian Wells	City Manager's Office
Indio	Environmental Programs
La Quinta	City Manager's Office
Lake Elsinore	Public Works Department
Moreno Valley	Public Works Administration
Murrieta	City Manager's Office
Norco	Public Works Department
Palm Desert	Community Services Division
Palm Springs	Public Works Department
Perris	Public Services Department
Rancho Mirage	City Manager's Office
Riverside	Department of Public Works
San Jacinto	Public Works Department
Temecula	Community Services Department
Unincorporated	Waste Management Department (formerly Waste Resources Management District)

The individuals responsible for AB 939 implementation in each jurisdiction are identified in the annual reports prepared by each jurisdiction.

The County's Health Services Agency, Department of Environmental Health was the responsible agency for the County's Household Hazardous Waste Collection Program until June 30, 2006. The Program, and all of its responsibilities, was transferred to the County's Waste Management Department effective July 1, 2006.

**(E) Program Implementation Status**

The annual reports have provided updated information concerning program implementation. Nearly all selected programs have been implemented.

The following summarized goals and objectives were described in the CIWMP. These goals and objectives are still valid and still form the basis of the County's diversion program planning.

**Goal 1: Develop a coordinated integrated waste management system to meet the needs of the jurisdictions within Riverside County**

Objectives:

- Strive to comply with the waste reduction goals of AB 939 *et seq.*
- Strive to cost-effectively implement the elements and programs within the CIWMP
- Disseminate for consideration all significant waste management matters to the Local Task Force (LTF), in accordance with state regulations, to affected cities, and Executive Committees of the councils of Governments to allow input of all affected jurisdictions within Riverside County.
- Implement public education programs focusing on the waste management hierarchy.
- Continue to maintain the Countywide Disposal Tonnage Tracking System (CDTTS).

**Goal 2: Strengthen and develop markets for recycling or composted materials and products throughout Riverside County**

Objectives:

- Provide technical assistance to businesses considering locating within the Recycling Market Development Zones (RMDZs) by the County, Councils of Government or COGs, and each affected city.

- Increase purchasing policies, which specify requirements for the purchase of products using recycled or composted materials in businesses, school districts and government agencies.

**Goal 3: Increase public awareness of the environmental impacts of household hazardous products and support their environmentally safe disposal when recycling and reuse is not possible.**

**Objectives:**

- Provide information on household hazardous waste collection programs, safe disposal, and alternatives to common household hazardous products to all the residents of Riverside County and its cities through coordinated public education programs.
- To the greatest extent practical, eliminate household hazardous waste from entering in-County and out-of-County landfills used by Riverside County and its cities.

**Nondisposal Facilities:**

The Nondisposal Facility Elements (NDFEs) for Riverside County and its cities identify and describe those facilities, including, but not limited to, transfer stations and material recovery facilities and composting operations, that the jurisdictions intend to utilize to implement their Source Reduction and Recycling Elements (SRREs) and assist in meeting solid waste diversion requirements. Since CIWMB-approval of the NDFEs and the CIWMP, the NDFEs have been amended, as needed, by the appropriate jurisdiction(s) to reflect a change in status or permit and/or to make a consistency finding in the permitting process for new nondisposal facilities. Each jurisdiction's Annual Report is also used to inform the CIWMB of any NDFE amendments or changes in the use of nondisposal facilities. Table 2 identifies all of the nondisposal facilities in the County and in the cities, which are currently identified in the County's or Cities' NDFEs, as amended, as of September 23, 2008, and reflects their current status. Table 3 identifies new nondisposal facilities or those facilities with a change in use or status since the end of the last five-year review period (i.e., September 23, 2003).

**Table 2 - Current Facilities (as of 9/23/08) Identified and Described in Riverside County Nondisposal Facility Element (NDFE) and in City NDFEs**

	Banning	Beaumont	Blythe	Calimesa	Canyon Lake	Cathedral City	Coachella	Corona	Desert Hot Springs	Hemet	Indian Wells	Indio	La Quinta	Lake Elsinore	Moreno Valley	Murrieta	Norco	Palm Desert	Palm Springs	Perris	Rancho Mirage	Riverside	San Jacinto	Temecula	Unincorporated
Anza TS (E)																									A
Blythe TS/MRF (CF)			A																						A
B.P. John Recycling (E)																									A
California Bio-Mass CF (E)																									A
Coachella Valley CF (E)													B												A
Coachella Valley TS (E)						B	B		B	B	B	B						B	B		B				A
Desert Solutions Inc. CF (PNC)						A	B		B	B	B							B	B		B				B
Eagle Mtn. LWRF (PNC)			B																						A
Edom Hill TS/MRF (E)						B	B		B	B	B	B						B	B		B				A
Hemet PF (P)									A																
Idyllwild CS (E)																									A
Liberty XXIII Renewable Energy Power Plant (CF)	A																								
MacTec Recycling Facility (E)																									A
Mid-County TS/MRF (CF)	B	B		B	B				B				B		B					B		B	B	B	A
Moreno Valley TS (E)	B	B		B					B					A						B		B			B
Murrieta TS/MRF (CF)					B		B						B		A	B								B	B
Palm Springs R&TF (P)																			A						
Perris TS/MRF (E)	B	B		B	B				B				B	B	B					A		B	B	B	B
Pinon Flats CS (E)																									C
Robert A. Nelson TS/MRF (E)																						B			A
Southern California Recycling (E)													B												A
Synagro Biosolids CF (E)	B	B		B	B			B	B				B	B	B	B				B		B	B	B	A
West County (Corona) TS/MRF (P)								B									B								A
Z-Best Grinding TPF (E)													B												A

NDFE CATEGORIES: A=Within jurisdiction with at least a 5% diversion rate B=Outside jurisdiction with at least a 5% diversion rate  
 C=Within jurisdiction with less than 5% diversion rate D=Outside jurisdiction with less than 5% diversion rate  
 FACILITY STATUS: CF=Contingent Facility E=Existing Facility P=Proposed PNC=Permitted Not Constructed  
 NDFE TYPES: CF=Compost Facility PF=Processing Facility TPF=Transfer Processing Facility TS=Transfer Station  
 MRF=Materials Recovery Facility CS=Collection Station LWRF=Local Waste Receiving Facility

**Table 3 - Nondisposal Facilities with Changes in Status during 2008 Five-Year Review**

FACILITY NAME	FORMER STATUS (As of 9/23/03)	CURRENT STATUS (As of 9/23/08)
B. P. John Recycling, Inc.	(NP)	(E)
MacTec Recycling Facility	(NP)	(E)
Palm Springs Recycling and Transfer Facility	(NP)	(P)
Southern California Recycling	(NP)	(E)
Z-Best Grinding, Inc. Transfer Processing Facility	(NP)	(E)

(E) = Existing                      (NP) = No Project                      (PNC) = Permitted but Not Constructed  
(P) = Proposed                      (CF) = Contingent Facility

**(F) Permitted Disposal Capacity and Planned Disposal Capacity**

The Riverside Countywide Siting Element, as one component of the CIWMP, was prepared in accordance with the objectives of AB 939 to describe those facilities that would be used for the development of adequate transformation or disposal capacity for waste that has been first reduced through source reduction, reuse, recycling and composting. It continues to serve as a policy guideline, outlining strategies, rather than specific development programs, to meet the disposal needs of Riverside County and its cities. The County's Annual Review Report continues to be the tool used to evaluate the adequacy of the County's solid waste system to handle and dispose of the solid waste generated, which cannot be diverted, and to report on the changes in permitted disposal capacity.

During the CIWMP five-year review period from September 2003 to September 2008, Riverside County had eight (8) active Class III landfills that were permitted for the disposal of non-hazardous, municipal solid waste. These landfills are each located in the County unincorporated area. With the exception of the El Sobrante Landfill, which is privately owned and operated, each is operated by the Riverside County Waste Management Department.

**Table 4 – Permitted Solid Waste Disposal Facilities**

**(2008 Five-Year Review of CIWMP from 9/23/2003 thru 9/23/2008)**

<b>LANDFILL NAME</b>	<b>FACILITY LOCATION</b>	<b>SOLID WASTE IDENTIFICATION (SWIS) NUMBER</b>	<b>FORMER STATUS (as of 9/03)</b>	<b>CURRENT STATUS (as of 9/08)</b>
Badlands	31125 Ironwood Ave., Moreno Valley	33-AA-0006	Active	Active
Blythe	1000 Midland Rd., Blythe	33-AA-0017	Active	Active
Desert Center	17-991 Kaiser Rd., Desert Center	33-AA-0016	Active-Limited	Active-Limited
Edom Hill	70-100 Varner Rd., Cathedral City	33-AA-0011	Active	Closed (12/04)
El Sobrante	10910 Dawson Canyon Rd., Corona	33-AA-0217	Active	Active
Lamb Canyon	16411 Lamb Canyon Rd., Beaumont	33-AA-0007	Active	Active
Mecca II	95250 66th Ave., Mecca	33-AA-0071	Active	Active-Limited
Oasis	84-805 84th Ave., Oasis	33-AA-0015	Active-Limited	Active

Table 4 reflects both the former status (as of September 2003) and the current status (as of September 2008) of each of the County's landfills. As shown, the disposal capacity needs of Riverside County within this five-year review time period (i.e., September 2003 through September 2008) were initially provided by eight (8) landfills. After closure of the Edom Hill Landfill in December 2004, the County's disposal capacity needs were provided by the remaining seven (7) landfills. These seven (7) landfills, together with the County's nondisposal facilities, make up the County's integrated waste management system. As indicated in Table 5 of this report, the County's waste disposal system provides approximately 59.3 million tons of permitted disposal capacity (as of 12/31/2006), which will meet more than 15 years of the County's disposal capacity needs. In conclusion, the County continues to meet its goal and policies of providing for long-term disposal capacity by ensuring that its landfill facilities can cumulatively provide a minimum of 15 years of disposal capacity, in compliance with PRC Section 41701.

### **Planned Disposal Capacity**

The current landfill system consists of three (3) regional landfills, namely, Badlands, El Sobrante, and Lamb Canyon Landfills and four (4) local landfills, namely, Blythe, Desert Center, Mecca II, and Oasis Landfills. While three (3) of the four (4) local landfills (i.e., Desert Center, Mecca II, and Oasis) continue to provide disposal capacity, these facilities have limited operations and may eventually be closed in keeping with the County's policies to close smaller, less economical, unlined landfills.

Disposal capacity to meet the future needs of Riverside County and its residents will primarily come from phased expansions of the Badlands and Lamb Canyon Landfills, as was indicated in the Countywide Siting Element. In December 2003, the Lamb Canyon Landfill was permitted to increase the overall disposal capacity from 8.26 million tons to 13.53 million tons, providing the landfill with site life that is estimated to reach 2020. In addition, the Lamb Canyon Landfill property consists of more than 700 acres beyond the limit of existing permitted landfill area that could offer considerable potential for further expansion. Likewise, the Badlands Landfill encompasses approximately 1,168 acres, of which only 246 acres are used in the current landfill operation.

Since the development of the Countywide Siting Element, the Eagle Mountain Landfill has been permitted but not constructed. While Development Agreement No. 64 between the County of Riverside and Mine Reclamation Corporation, et al, may offer an additional 2,000 tons per day (tpd) of future disposal capacity for residents of Riverside County and its cities, the landfill's future development is questionable. Consequently, the pledged 2,000-tpd capacity was not included in the 59.3 million tons of countywide remaining capacity estimate shown in Table 5.

**Table 5 – Disposal Capacity**

<b>AB 939 Time Horizon</b>	<b>Available Permitted Disposal Capacity (Million Tons)</b>	<b>Projected Disposal Capacity Need (Minimum 15 Years Required)</b>
1992 (SRRE)	42.8 as of 12/31/1991	More than 15 years
1995 (25% Diversion Mandate)	18.9 as of 12/31/1994	13 years
1997 (Starting CIWMP 5-Year Review)	20.2 as of 12/31/1997	More than 15 years
2000 (50% Diversion Mandate)	21.5 as of 12/31/2000	More than 15 years
2001 (Ending CIWMP 5-Year Review)	60.4 as of 12/31/2001	More than 15 years
2006 (Ending CIWMP 5-Year Review)	59.3 as of 12/31/2006	More than 15 years

**Sources:**

1. The 1992 capacity data was excerpted from Table 8-1 of the Riverside County Source Reduction & Recycling Element (SRRE), dated June 1992.
2. The 1995 capacity data was excerpted from Table 3-2 of the Riverside Countywide Integrated Waste Management Plan (CIWMP), dated September 1996.
3. The 1997 capacity data was excerpted from Revised Table 3-2 of the Riverside Countywide Integrated Waste Management Plan, dated September 1996.
4. The 2000 capacity data was excerpted from the 2000 Annual Report.
5. The 2001 capacity data was excerpted from the 2001 Annual Report.
6. The 2006 capacity data was excerpted from the 2007 Annual Report.

**Explanations:**

1. The significant reduction in permitted disposal capacity shown in the 1995 Time Horizon was primarily the result of the loss of planned disposal capacity at the Coachella Landfill, due to discovery of an active fault, and at the Edom Hill, Anza, Mecca II, and Oasis Landfills, due to a decision not to expand beyond the 1993 footprints established under Subtitle D.
2. The increase in permitted disposal capacity shown in the 1997 Time Horizon was primarily due to permitted expansion of the Lamb Canyon Landfill in the same year.
3. The increase in permitted disposal capacity shown in the 2000 Time Horizon was primarily due to permitted expansion of the Badlands Landfill in 1998.
4. The significant increase in permitted capacity shown in the 2001 Time Horizon was primarily due to permitted expansion of the El Sobrante Landfill, which added 40 million tons of Countywide disposal capacity, starting in 2001.
5. The significant increase in permitted capacity in the 2006 Time Horizon was primarily due to a gain in permitted capacity at Badlands Landfill and permitted expansion of the Lamb Canyon Landfill in 2006.
6. An approximately 5 million tons of Countywide disposal capacity is expected to be added to the El Sobrante Landfill in 2009 when the landfill's Solid Waste Facility Permit is revised.

## **Changes in Available Markets for Recyclable Materials**

The markets for recyclable materials are dynamic; market supply, demand, and prices often fluctuate in response to the economy and other variables, such as increasing regulatory requirements, which can potentially add to operating costs or create siting issues. The markets for recyclable materials are also not easily or actively tracked, due to the number of waste haulers, recyclers, intermediaries, and processors, as well as the many destination facilities located within and outside the County.

The County and its cities stimulate available markets for recyclable materials through such efforts as: 1) green procurement policies; 2) changes in the landfill tipping rate structure to encourage recycling (i.e., higher landfill tipping fees for green waste to encourage alternative uses); 3) public education and promotion; 4) provisions within contracts requiring further study of conversion technologies; and/or 5) Recycling Market Development Zones (RMDZ), as described below.

### **Recycling Market Development Zones (RMDZ)**

#### Agua Mansa RMDZ

The Agua Mansa RMDZ is centrally located in the Western Riverside/San Bernardino County area commonly known as the Inland Empire. The jurisdictions in this RMDZ include portions of the Counties of Riverside and San Bernardino and portions of the Cities of Riverside, Colton, Rialto, and San Bernardino. This zone is also designated as an Enterprise Zone by the California State Department of Commerce.

Materials targeted within the RMDZ include mixed waste paper, glass, tires and rubber, plastic, yard waste, and inert solids (targeted for retention only). The Robert A. Nelson Transfer Station in Riverside County is located in this zone and receives materials from jurisdictions in the Counties of Riverside and San Bernardino. The goal of this RMDZ is to attract businesses that can process these materials within this zone ([www.ciwmb.ca.gov/RMDZ/AguaMansa/](http://www.ciwmb.ca.gov/RMDZ/AguaMansa/)). Incentives include tax credits, low-interest loans, and technical and marketing assistance. The zone designation for the Agua Mansa RMDZ has been extended through approval of the CIWMB until April 2013.

#### Riverside County RMDZ

The Riverside County RMDZ lies 70 miles north of San Diego between eastern Los Angeles County and the Arizona border, and spans the area from Blythe to the Coachella Valley to the western portion of the county. Much of the zone is known as the Inland Empire, an area that has seen the most rapid growth in the nation in the past decade. The zone is diversified in its industries including the world-renowned resort industry in the Coachella Valley.

Materials targeted as feedstock in the zone will include: paper, plastic, glass, green waste, inert solids, and wood waste. Incentives include fast-track permitting available for industrial site plans. Redevelopment areas within the zone provide low-interest loans and tax-increment financing. Small business Administration loans are also available. Additional local incentives include abundant water at low costs, affordable housing, rail access, freeway access, 350 days of sunshine, affordable industrial land, and recreational amenities

([www.ciwmb.ca.gov/RMDZ/Riverside/](http://www.ciwmb.ca.gov/RMDZ/Riverside/)). The zone designation for the Riverside County RMDZ has been extended through approval of the CIWMB until 2013.

**(G) Implementation Schedule**

Changes in the implementation schedule have occurred but have not significantly affected the ability of the County and cities to realize planned diversion levels in the year 2000 and beyond. The annual reports submitted by the jurisdictions have updated the status of program implementation.

## 5.0 SUMMARY STATEMENT

The overall framework of the CIWMP is still applicable.

The goals, objectives, policies, waste management infrastructure, funding sources and responsible administrative organizational units noted throughout the CIWMP still are accurately described.

Nearly all of the selected and contingent programs have been, and are continuing to be, implemented. The existing and selected programs for each contingent program were reviewed. Nearly all programs have been implemented. The annual reports and the Planning Annual Report Information System (PARIS) for the County and each city are updated yearly and reviewed by CIWMB staff. Although there have been some changes in program implementation, schedules, costs and results, these changes are not considered to be significant.

Although a few programs have been either revised or deleted, overall program implementation has been discussed in all prior annual reports and the PARIS has been kept updated.

The unincorporated County and cities continue to monitor evolving compliance issues.

Consequently, the LTF, the County and its cities have decided that the most effective allocation of available resources at this time is to continue to utilize the existing CIWMP as a planning tool augmented by the annual reports.

For these reasons, the County deems that a revision of its CIWMP is not warranted or justified at this time.

## 6.0 SUPPLEMENTAL INFORMATION

### Title 14, CCR §18788

#### Five-Year Review and Revisions of the Countywide or Regional Agency Integrated Waste Management Plan.

(a) CIWMP or RAIWMP Review. Prior to the fifth anniversary of Board approval of the CIWMP or RAIWMP, or its most recent revision, the LTF shall complete a review of the CIWMP or RAIWMP in accordance with Public Resources Code sections 40051, 40052, and 41822, to assure that the county's and regional agency's waste management practices remains consistent with the hierarchy of waste management practices defined in Public Resources code, section 40051.

(1) Prior to the fifth anniversary of Board approval of the CIWMP or RAIWMP, the LTF shall submit written comments on areas of the CIWMP or RAIWMP which require revisions, if any, to the county or regional agency and the Board.

(2) Within 45 days of receiving LTF comments, the county or regional agency shall determine if a revision is necessary, and notify the LTF and the Board of its findings in a CIWMP or RAIWMP Review Report.

(3) When preparing the CIWMP or RAIWMP Review Report the county or regional agency shall address at least the following:

(A) changes in demographics in the county or regional agency;

(B) changes in quantities of waste within the county or regional agency;

(C) changes in funding sources for administration of the Siting Element and Summary Plan;

(D) changes in administrative responsibilities;

(E) programs that were scheduled to be implemented but were not, a statement as to why they were not implemented, the progress of programs that were implemented, a statement as to whether programs are meeting their goals, and if not what contingency measures are being enacted to ensure compliance with Public Resources Code section 41751;

(F) changes in permitted disposal capacity, and quantities of waste disposed of in the county or regional agency;

(G) changes in available markets for recyclable materials; and,

(H) changes in the implementation schedule.

(4) Within 90 days of receipt of the CIWMP or RAIWMP Review Report, the Board shall review the county's or regional agency's findings, and at a public hearing, approve or disapprove the county's or regional agency's findings. Within 30 days of its action, the Board shall send a

*2008 Five-Year Review Report*

*Riverside County Waste Management Department - 18 -*

*PD #75367v6*

copy of its resolution, approving or disapproving the county's or regional agency's findings, to the LTF and the county or regional agency. If the Board has identified additional areas that require revision, the Board shall identify those areas in its resolution.

(b) CIWMP or RAIWMP Revision. If a revision is necessary the county or regional agency shall submit a CIWMP or RAIWMP revision schedule to the Board.

(1) The county or regional agency shall revise the CIWMP or RAIWMP in the areas noted as deficient in the CIWMP or RAIWMP Review Report and/or as identified by the Board.

(2) The county or regional agency shall revise and resubmit its CIWMP or RAIWMP pursuant to the requirements of sections 18780 through 18784 of this article.

(c) The county shall submit all revisions of its CIWMP to the Board for approval. The revised CIWMP shall be reviewed pursuant to the requirements of sections 18784 through 18786 of this article.

(d) The regional agency shall submit all revisions of its CIWMP of its RAIWMP to the Board for approval. The revised RAIWMP shall be reviewed pursuant to the requirements of sections 18784 through 18786 of this article.

#### Note

Authority cited: Section 40502, Public Resources Code. Reference: Sections 40051, 40052, 41750, 41760, 41770, and 41822, Public Resources Code.

#### History

1. New section filed 3-19-90 as an emergency; operative 3-19-90 (Register 90, No. 14). A Certificate of Compliance must be transmitted to GAL within 120 days or emergency language will be repealed on 7-17-90.
2. New section refiled 7-6-90 as an emergency; operative 7-17-90 (Register 90, No. 37). A Certificate of Compliance must be transmitted to OAL by 11-14-90 or emergency language will be repealed by operation of law on the following day.
3. Editorial correction of Certificate of Compliance due date in HISTORY 2 (Register 91, No. 13).
4. Request for re-adoption of 7-6-90 emergency regulations approved by OAL 11-6-90 but never filed with Secretary of State. Section repealed by operation of Government Code section 11346.I (e) (Register 91, No. 13).
5. New section refiled 2-15-91 as an emergency; operative 2-15-91 (Register 91, No. 13). A Certificate of Compliance must be transmitted to OAL by 6-17-91 or emergency language will be repealed by operation of law on the following day.
6. Certificate of Compliance as to 2-15-91 order, including amendment of section renumbering of prior subsection (h) to subsection (a)(3), new subsection (b) and amendment of section heading, transmitted to OAL 4-29-91 and filed 5-29-91 (Register 91, No. 37).
7. Amendment of section heading and subsections (a)-(a)(3)(G), new subsection (a)(3)(H), amendment of subsections (a)(4)-(b)(2), new subsections (c)-(d) and amendment of Note filed 7-22-94; operative 8-22-94 (Register 94, No. 29).

**Five-Year CIWMP/RAIWMP Review Report Template**

Public Resources Code (PRC) Sections 41770 and 41822, and Title 14, California Code of Regulations (CCR) Section 18788 require that each countywide or regional agency integrated waste management plan (CIWMP/RAIWMP), and the elements thereof, be reviewed, revised, if necessary, and submitted to the California Integrated Waste Management Board (Board) every five years. This Five-Year CIWMP/RAIWMP Review Report template was developed in an effort to provide a cost-effective method to streamline the Five-Year CIWMP/RAIWMP review and reporting process. The purpose of this Five-Year CIWMP/RAIWMP Review Report template is to document compliance with these regulatory review and reporting requirements and to request Board approval of the Five-Year CIWMP or RAIWMP Review Report findings.

After reviewing and considering the Local Task Force (LTF) comments submitted to the county or regional agency and the Board on areas of the CIWMP or RAIWMP that need revision, if any, the county or regional agency may use this template for its Five-Year CIWMP or RAIWMP Review Report. The Five-Year County or Regional Agency Integrated Waste Management Review Report Guidelines describe each section of this template and provide general guidelines with respect to preparing the report. Completed and signed reports should be submitted to the Office of Local Assistance (OLA) at the address below. Please know that upon submittal, OLA staff may request additional information if the details provided in this form are not clear or are not complete. Within 90 days of receiving a *complete* Five-Year CIWMP/RAIWMP Review Report, OLA staff will review the request and prepare their findings for Board consideration.

If you have any questions about the Five-Year CIWMP/RAIWMP Review process or how to complete this form, please contact your OLA representative at (916) 341-6199. Mail completed and signed Five-Year CIWMP/RAIWMP Review Reports to:

California Integrated Waste Management Board  
Office of Local Assistance, MS-25  
P. O. Box 4025  
Sacramento, CA 95812-4025

Form can be unlocked and modified (e.g., adding rows to tables) by clicking on the "Protect Form" icon in the forms tool bar. If you have any questions, please contact your OLA representative at (916) 341-6199.



**General Instructions**

Please complete Sections 1 through 9, and then all other applicable subsections.

**1.0 COUNTY OR REGIONAL AGENCY INFORMATION**

I certify that the information in this document is true and correct to the best of my knowledge, and that I am authorized to complete this report and request approval of the CIWMP or RAIWMP Five-Year Review Report on behalf of:

County or Regional Agency Name Riverside County Waste Management Department		County Riverside	
Authorized Signature		Title General Manager - Chief Engineer	
Type/Print Name of Person Signing Hans W. Kernkamp	Date	Phone (951) 486-3200	
Person Completing This Form (please print or type) Diane Christensen	Title: Program Administrator	Phone (951-) 486-3282	
Mailing Address 14310 Frederick Street	City Moreno Valley	State CA	Zip 92553
E-mail Address dchristensen@co.riverside.ca.us			

**TABLE OF CONTENTS**

<b>Section</b>	<b>Description</b>	<b>Page</b>
1.0	COUNTY OR REGIONAL AGENCY INFORMATION .....	1
2.0	BACKGROUND .....	3
3.0	LOCAL TASK FORCE REVIEW .....	4
4.0	TITLE 14, CALIFORNIA CODE of REGULATIONS SECTION 18788 (3) (A) THROUGH (H) .....	5
4.1.	Changes in Demographics in the County or Regional Agency .....	5
4.2.	Changes in Quantities of Waste within the County or Regional Agency; and Changes in Permitted Disposal Capacity and Waste Disposed in the County or Regional Agency.....	10
4.3.	Changes in Funding Source for Administration of the Countywide Siting Element (SE) and Summary Plan (SP).....	16
4.4.	Changes in Administrative Responsibilities .....	16
4.5.	Programs that Were Scheduled to Be Implemented But Were Not.....	17
4.6.	Changes in Available Markets for Recyclable Materials .....	18
4.7.	Changes in the Implementation Schedule.....	18
5.0	OTHER ISSUES.....	19
6.0	ANNUAL REPORT REVIEW .....	19
7.0	SUMMARY of FINDINGS by COUNTY .....	19
8.0	REVISION SCHEDULE (if any) .....	19
9.0	SUPPLEMENTARY INFORMATION (if any) .....	19

**2.0 BACKGROUND**

This is the county's second Five-Year Review Report since the approval of the CIWMP or RAIWMP.

This review report addresses the following jurisdictions in the county: Cities of Banning, Beaumont, Blythe, Calimesa, Canyon Lake, Cathedral City, Coachella, Corona, Desert Hot Springs, Hemet, Indian Wells, Indio, Lake Elsinore, La Quinta, Moreno Valley, Murrieta, Norco, Palm Desert, Palm Springs, Perris, Rancho Mirage, Riverside, San Jacinto, Temecula and Unincorporated portion of Riverside County.

- Each jurisdiction in the county has a diversion requirement of 50% for 2000 and each year thereafter. No petition for a reduction to the 50% requirement or time extension has been requested by any of the jurisdictions.
- One or more of the jurisdictions in the county had an alternative diversion requirement or time extension. The details are provided in the table below.

Jurisdiction	Type of Alternative Diversion Requirement	Diversion Requirement (%)	Goal/Extension Date
City of Banning	Time Extension/New Base Year	50%	2005
City of Blythe	Time Extension		12/31/2005
City of Calimesa	Time Extension	50%	12/31/2005
City of Coachella	Time Extension	50%	12/31/2005
City of Desert Hot Springs	Time Extension	50%	12/31/2005
City of Lake Elsinore	Time Extension	50%	12/31/2005
City of Moreno Valley	Time Extension	50%	12/31/2005
City of Murrieta	Time Extension/New Base Year	50%	12/31/2005
City of Perris	Time Extension/New Base Year	50%	2007
City of Rancho Mirage	Time Extension/New Base Year	50%	12/31/2005
City of San Jacinto	Time Extension	50%	12/31/2005
City of Temecula	New Base Year	50%	2003

**Additional Information** (e.g., recent regional agency formation, newly incorporated city, etc.)

On July 1, 2008 the City of Wildomar incorporated (approximate population 27,500), and on October 1, 2008 the City of Menifee incorporated (approximate population 60,000). The population of these two newly incorporated cities is approximately 87,500. It is expected that these two cities will incorporate their planning elements into the CIWMP of the County of Riverside; however, a final determination has not yet been reached. It is not expected that the County's programs or funding will change. Countywide programs, such as the Backyard

Composting Program and the Household Hazardous Waste Program, are offered countywide and will continue. Each city has the support of the Western Riverside Council of Governments to assist them in navigating the required CIWMP process.

**3.0 LOCAL TASK FORCE REVIEW**

1. The Local Task Force (LTF) includes the following members:

Name	Representative Of (e.g., City or County)
Terry Wold	County - 1st District Supervisor
John Skerbelis	County - 2nd District Supervisor
Simon Housman	County - 4rd District Supervisor
Miguel Arciniega	County - 5th District Supervisor
Russell Keenan	Engineers (Consulting Engineers and Land Surveyors)
Bob Magee	California Liquid and Hazardous Waste Mgmt. Assoc.
Ed Campos	Inland Empire Disposal Association
Chuck Tobin	Inland Empire Disposal Association
Lee Anderson	Agriculture – Riverside County Farm Bureau
Bruce Scott	Agriculture – Riverside County Farm Bureau
Paul Ryan	Industry – Economic Development Agency
Robert Moran	Industry – Economic Development Agency
Barbara Spoonhour	Western Riverside Council of Governments
Malcolm Miller	Western Riverside Council of Governments
Bruce Williams	Coachella Valley Association of Governments
Frankie Riddle	Coachella Valley Association of Governments
Ben Wilcox	Institute of Scrap Recycling
Katie Barrows	Environmental Community (Chairman, Board of Supervisors)
Siobhan Foster	City of Riverside
Chris Vogt	City of Moreno Valley
Curtis Showalter	City of Corona

2. In accordance with Title 14 CCR, Section 18788, the LTF reviewed each element and plan included in the CIWMP or RAIWMP and finalized its comments:

At the May 21, 2009 LTF meeting.  Other (Explain):

3. The county received the written comments from the LTF on May 11, 2009, beginning the 45-day period for submitting the Five-Year CIWMP/RAIWMP Review Report to the Board and the LTF.

4. A copy of the LTF comments:

is included as LTF Action on 2008 Five-Year Review Report

was submitted to the Board on

5. In summary, the LTF comments conclude that no revision is necessary at this time.

**4.0 TITLE 14, CALIFORNIA CODE of REGULATIONS SECTION 18788 (3) (A) THROUGH (H)**

The subsections below address not only the areas of change specified in the regulations, but also provide specific analysis regarding the continued adequacy of the planning documents in light of those changes, including a determination as to whether each necessitates a revision to one or more of the planning documents.

**4.1. Changes in Demographics in the County or Regional Agency**

The following tables document the demographic changes in the county since 2002. The analysis addresses the adequacy of the planning documents in light of these changes and the need, if any, for revision.

The residential/non-residential generation percentages have not changed significantly since the preparation of the planning documents.

The residential/non-residential generation percentages have changed significantly since the preparation of the original planning documents. The following table documents the new percentages and the data source (i.e., corresponding Board-approved new generation study).

**Table 1. Sources of Generation**

Jurisdiction	Residential Percentage		Non-Residential Percentage	
	Old	New	Old	New
City of Banning	35	35	65	65
City of Beaumont	11	11	89	89
City of Blythe	52	52	48	48
City of Calimesa	44	44	56	56
City of Canyon Lake	70	70	30	30
City of Cathedral City	N/A	N/A	N/A	N/A
City of Coachella	39	39	61	61
City of Corona	20	20	80	80
City of Desert Hot Springs	34	34	66	66
City of Hemet	26	26	74	74
City of Indian Wells	13	13	87	87
City of Indio	21	N/A	79	N/A
City of Lake Elsinore	22	N/A	88	N/A
City of La Quinta	21	21	79	79
City of Moreno Valley	48	48	52	52
City of Murrieta	23	23	77	77
City of Norco	52	52	48	48
City of Palm Desert	14	14	86	86
City of Palm Springs	20	20	80	80
City of Perris	32	N/A	68	N/A
City of Rancho Mirage	14	14	86	86
City of Riverside	32	32	68	68
City of San Jacinto	20	20	80	80
City of Temecula	24	24	76	76
Unincorporated Area	35	35	65	65

Sources: Board-approved new or corrected 1999 generation study

**Table 2. Demographics\***

<b>Population</b>			
<b>Population For Each Jurisdiction</b>	<b>2002</b>	<b>2006</b>	<b>% Change</b>
City of Banning Population	24,618	28,240	15.0
City of Beaumont Population	12,260	23,237	89.5
City of Blythe Population	21,282	22,232	4.5
City of Calimesa Population	7,305	7,444	2.0
City of Canyon Lake Population	10,393	10,982	6.0
City of Cathedral City Population	45,624	51,284	12.4
City of Coachella Population	24,392	35,346	45
City of Corona Population	134,576	145,235	7.9
City of Desert Hot Springs Population	16,962	23,454	38.3
City of Hemet Population	62,751	71,315	14.0
City of Indian Wells Population	4,368	4,885	12.0
City of Indio Population	52,422	71,939	37.2
City of Lake Elsinore Population	31,198	41,150	32.0
City of La Quinta Population	28,846	38,494	33.4
City of Moreno Valley Population	147,100	172,262	17.1
City of Murrieta Population	51,865	93,296	80
City of Norco Population	24,991	27,350	9.4
City of Palm Desert Population	43,058	49,735	16.0
City of Palm Springs Population	43,909	46,621	6.2
City of Perris Population	37,680	47,326	26.0
City of Rancho Mirage Population	14,409	16,737	16.2
City of Riverside Population	270,574	288,933	7.0
City of San Jacinto Population	25,405	31,190	23.0
City of Temecula Population	73,045	94,300	29.0
Unincorporated Population	443,504	516,814	17.0
Countywide Population	1,209,033	1,962,801	62.0

<b>Employment</b>			
<b>Employment Factor For Each Jurisdiction</b>	<b>2002</b>	<b>2006</b>	<b>% Change</b>
Countywide Employment	503,200	624,500	24.1

Sources: County of Riverside Economic Development Website

<b>Taxable Sales Transactions</b>			
<b>Taxable Sales Factor For Each Jurisdiction</b>	<b>2002</b>	<b>2006</b>	<b>% Change</b>
City of Banning Taxable Sales	183,216	249,506	36.2
City of Beaumont Taxable Sales	91,447	235,969	158.0
City of Blythe Taxable Sales	153,498	173,316	13.0
City of Calimesa Taxable Sales	31,868	50,575	59.0
City of Canyon Lake Taxable Sales	10,617	12,496	18.0
City of Cathedral City Taxable Sales	761,564	898,801	18.0
City of Coachella Taxable Sales	155,831	308,190	10.0
City of Corona Taxable Sales	2,186,753	3,576,700	64.0
City of Desert Hot Springs Taxable Sales	65,974	95,513	45.0
City of Hemet Taxable Sales	722,899	1,053,235	46.0
City of Indian Wells Taxable Sales	57,178	105,715	85.0
City of Indio Taxable Sales	536,126	837,877	56.0
City of Lake Elsinore Taxable Sales	430,117	682,818	59.0
City of La Quinta Taxable Sales	372,039	754,063	103.0
City of Moreno Valley Taxable Sales	884,758	1,307,961	48.0
City of Murrieta Taxable Sales	533,755	1,120,712	110.0
City of Norco Taxable Sales	456,408	557,095	22.0
City of Palm Desert Taxable Sales	1,209,385	1,593,699	32.0
City of Palm Springs Taxable Sales	517,260	876,619	69.0
City of Perris Taxable Sales	376,340	579,848	54.0
City of Rancho Mirage Taxable Sales	344,016	514,119	49.0
City of Riverside Taxable Sales	3,660,907	5,034,072	38.0
City of San Jacinto Taxable Sales	79,266	127,728	61.0
City of Temecula Taxable Sales	1,856,973	2,704,675	46.0
Unincorporated County Taxable Sales	18,231,555	29,816,237	64.0
Countywide Taxable Sales Transactions	19,498,994	29,816,237	53.0

<b>Consumer Price Index</b>			
<b>Statewide Consumer Price Index</b>	<b>2002</b>	<b>2006</b>	<b>% Change</b>
	186.1	210.5	13.1

\*Source:  Board's Default Adjustment Factors

(<http://www.ciwmb.ca.gov/LGTools/DivMeasure/JuAdjFac.asp>)

**Table 3. Dwelling Information**

Jurisdiction	Single Family Dwellings	Single Family Dwellings	% Change	Multi-Family Dwellings	Multi-Family Dwellings	% Change	Mobile Homes	Mobile Homes	% Change
Banning	7,900	9,349	18.3	1,021	1,016	-5	1,156	1,156	0
Beaumont	3,115	7,148	129.5	1,046	1,068	2.1	347	347	0
Blythe	3,005	3,072	2.2	1,306	1,379	6.0	816	855	5
Calimesa	1,889	1,935	2.4	121	121	0	1,255	1,255	0
Canyon Lake	3,920	4,133	5.2	84	90	7.1	141	141	0
Cathedral City	12,235	13,823	13.0	3,874	4,374	13.0	2,678	2,819	5.3
Coachella	3,612	5,434	50.4	1,230	1,750	42.2	455	457	.4
Corona	30,455	33,202	9.0	9,812	9,812	0	1,282	1,613	26.0
Desert Hot Springs	3,994	6,500	63.0	2,506	2,592	3.4	568	659	16.0
Hemet	14,504	17,774	23.0	6,622	6,679	.9	9,244	9,688	5.0
Indian Wells	3,731	4,091	10.0	581	708	22.0	8	8	0
Indio	9,375	15,858	69.0	5,199	5,295	2.0	3,170	3,181	.3
Lake Elsinore	7,480	10,594	42.0	1,834	1,863	2.0	756	780	3.2
La Quinta	12,907	17,067	32.2	961	1,438	50.0	259	257	-8
Moreno Valley	36,072	42,141	17.0	4,929	6,783	38.0	1,043	1,043	0
Murrieta	14,435	23,914	66.0	2,199	6,076	176.3	540	1,713	217.2
Norco	6,256	6,907	10.4	146	186	27.0	91	92	1.1
Palm Desert	21,295	22,682	7.0	6,306	7,194	14.1	1,198	3,266	173.0
Palm Springs	16,496	18,171	10.2	12,333	12,437	.8	2,235	2,233	-.10
Perris	7,456	10,080	35.2	1,635	1,635	0	1,703	1,790	5.1
Rancho Mirage	8,615	10,511	22.0	1,823	1,811	-.7	1,987	1,989	.10
Riverside	60,416	64,072	6.1	26,559	28,471	7.2	2,381	2,477	4.0
San Jacinto	6,111	8,319	36.1	1,218	1,220	.2	2,619	2,629	.40
Temecula	18,762	24,882	33.0	4,460	4,910	10.1	321	321	0
Unincorporated	109,741	137,130	25.0	9,117	9,888	8.4	46,709	44,178	-5.4

Source: California Department of Finance Demographic Research Unit – E-5 City/County Population and Housing Estimates

Analysis

These demographic changes do not warrant a revision to any of the countywide planning documents.

- These demographic changes warrant a revision to one or more of the countywide planning documents. Specifically,

**4.2. Changes in Quantities of Waste within the County or Regional Agency; and Changes in Permitted Disposal Capacity and Waste Disposed in the County or Regional Agency**

1. Changes in Quantities of Waste within the County or Regional Agency (as it relates to diversion program implementation)

The data below documents changes in reported disposal compared to original SRRE projections. Additionally, the Biennial Review findings for each jurisdiction are provided in Table 6 below to demonstrate progress in implementing the SRRE and achieving diversion mandates. The analysis at the end of this section addresses how these changes are being addressed (e.g., how existing, new or planned programs deal with the reported changes in the quantities of waste) relative to the jurisdictions' ability to meet and maintain the diversion goal and the need, if any, for a revision to one or more of the planning documents.

**Disposal**

The following table provides disposal data for the county and each jurisdiction's Annual Reports (2002 through 2006).

**Table 4. Disposal Totals (Tons)**

Year	2002	2003	2004	2005	2006
City of Banning	21,713	25,063	26,012	30,238	30,493
City of Beaumont	15,621	20,721	22,411	28,393	31,818
City of Blythe	20,104	19,942	18,314	14,682	15,616
City of Calimesa	5,674	6,062	7,407	7,712	7,586
City of Canyon Lake	6,977	7,265	8,622	10,570	9,052
City of Cathedral City	50,606	53,466	56,477	60,993	57,540
City of Coachella	22,301	27,764	28,545	33,463	29,552
City of Corona	176,154	197,031	216,082	246,230	239,587
City of Desert Hot Springs	15,746	17,939	21,633	16,527	16,490
City of Hemet	55,926	66,067	75,204	86,620	84,726
City of Indian Wells	12,727	12,827	13,424	14,644	14,810
City of Indio	56,608	63,080	82,726	102,317	117,263
City of Lake Elsinore	47,957	37,233	51,086	55,630	52,871
City of La Quinta	34,186	39,152	44,435	49,297	46,554
City of Moreno Valley	104,755	127,972	138,819	159,749	158,106
City of Murrieta	49,764	68,858	83,470	84,365	82,629
City of Norco	36,331	42,224	51,126	51,915	47,038
City of Palm Desert	79,469	76,610	77,941	83,471	84,893
City of Palm Springs	79,713	85,977	87,589	95,012	92,333
City of Perris	47,953	55,496	68,592	77,913	81,687
City of Rancho Mirage	36,066	38,843	39,909	39,506	34,736
City of Riverside	308,217	332,550	367,115	409,712	415,864
City of San Jacinto	26,718	33,442	36,609	47,815	37,069
City of Temecula	92,132	98,193	117,916	118,889	112,253
Unincorp. County	441,116	479,217	548,467	594,833	628,877
Countywide	1,844,534	2,032,982	2,289,931	2,520,497	2,529,443

Sources: The Board's *Jurisdiction Disposal and Alternative Daily Cover Tons by Facility* <http://www.ciwmb.ca.gov/LGCentral/drs/reports/JurDspFa.asp>, *Single-year Countywide Origin Detail* at <http://www.ciwmb.ca.gov/LGCentral/drs/reports/Origin/WFOrgin.asp>

**Table 5. Comparison of SRRE-2006 Projected Disposal Tonnage vs. 2006 Disposal Totals**

Per recommendation of CIWMB staff, Table 5 has been deleted. See Table 4 Disposal Tons (2002-2006) and Table 6 Biennial Review Data for Riverside County Jurisdictions (2002 to 2006) for a comparison of the SRRE-projected disposal tonnage to the disposal tonnage reported for each jurisdiction.

#### **Diversion**

The Biennial Review findings for the county and associated cities are listed in Table 6 to demonstrate each jurisdiction's progress in implementing its SRRE and achieving the mandated diversion requirements. Additionally, following these data is an explanation of any significant

changes in diversion rate trends (e.g., report year tonnage modification, new or corrected Solid Waste Generation Study, newly implemented programs).

**Table 6. Biennial Review Data for Riverside County Jurisdictions (2002 to 2006)**

<b>Jurisdiction</b>	<b>Year</b>	<b>Diversion Rate</b>	<b>Biennial Review Status</b>
Banning	2002	N/A%	Board Approved Time Extension
	2003	49%	Board Approved
	2004	55%	Board Approved
	2005	51%	Board Approved with New Base Year
	2006	53%	Board Approved
Beaumont	2002	68%	Board Approved
	2003	60%	Board Approved
	2004	64%	Board Approved
	2005	58%	Board Approved
	2006	58%	Board Approved
Blythe	2002	27%	Board Approved Time Extension
	2003	32%	Board Approved Time Extension
	2004	46%	Board Approved Time Extension
	2005	50%	Board Approved
	2006	59%	Board Approved
Calimesa	2002	53%	Board Approved Time Extension
	2003	53%	Board Approved
	2004	52%	Board Approved
	2005	50%	Board Approved Good Faith Effort
	2006	48%	Board Approved Good Faith Effort
Canyon Lake	2002	53%	Board Approved
	2003	54%	Board Approved
	2004	60%	Board Approved
	2005	54%	Board Approved
	2006	62%	Board Approved
Cathedral City	2002	51%	Board Approved
	2003	55%	Board Approved
	2004	54%	Board Approved
	2005	54%	Board Approved
	2006	57%	Board Approved

<b>Jurisdiction</b>	<b>Year</b>	<b>Diversion Rate</b>	<b>Biennial Review Status</b>
Coachella	2002	52%	Board Approved
	2003	46%	Board Approved Time Extension
	2004	46%	Board Approved Time Extension
	2005	57%	Board Approved
	2006	65%	Board Approved
Corona	2002	59%	Board Approved
	2003	58%	Board Approved
	2004	59%	Board Approved
	2005	56%	Board Approved
	2006	58%	Board Approved
Desert Hot Springs	2002	26%	Board Approved Time Extension
	2003	20%	Board Approved Time Extension
	2004	11%	Board Approved Time Extension
	2005	41%	Board Approved Good Faith Effort
	2006	44%	Board Approved Good Faith Effort
Hemet	2002	57%	Board Approved
	2003	52%	Board Approved
	2004	55%	Board Approved
	2005	52%	Board Approved
	2006	58%	Board Approved
Indian Wells	2002	56%	Board Approved
	2003	58%	Board Approved
	2004	60%	Board Approved
	2005	65%	Board Approved
	2006	66%	Board Approved
Indio	2002	58%	Board Approved
	2003	55%	Board Approved
	2004	52%	Board Approved
	2005	48%	Board Approved
	2006	52%	Board Approved
Lake Elsinore	2002	48%	Board Approved Good Faith Effort
	2003	43%	Board Approved Time Extension
	2004	13%	Board Approved Time Extension
	2005	43%	Board Approved
	2006	50%	Board Approved

<b>Jurisdiction</b>	<b>Year</b>	<b>Diversion Rate</b>	<b>Biennial Review Status</b>
La Quinta	2002	58%	Board Approved
	2003	57%	Board Approved
	2004	59%	Board Approved
	2005	67%	Board Approved
	2006	71%	Board Approved
Moreno Valley	2002	49%	Board Approved Good Faith Effort
	2003	45%	Board Approved Time Extension
	2004	40%	Board Approved Time Extension
	2005	45%	Board Approved Good Faith Effort
	2006	47%	Board Approved Good Faith Effort
Murrieta	2002	N/A%	Board Approved
	2003	44%	Board Approved Time Extension
	2004	36%	Board Approved Time Extension
	2005	45%	Board Approved Good Faith Effort
	2006	49%	Board Approved Good Faith Effort
Norco	2002	59%	Board Approved
	2003	57%	Board Approved
	2004	57%	Board Approved
	2005	60%	Board Approved
	2006	65%	Board Approved
Palm Desert	2002	60%	Board Approved
	2003	62%	Board Approved
	2004	63%	Board Approved
	2005	67%	Board Approved
	2006	69%	Board Approved
Palm Springs	2002	58%	Board Approved
	2003	57%	Board Approved
	2004	60%	Board Approved
	2005	59%	Board Approved
	2006	57%	Board Approved
Perris	2002	52%	Board Approved
	2003	51%	Board Approved
	2004	51%	Board Approved
	2005	N/A%	Board Approved
	2006	N/A%	Board Approved

Jurisdiction	Year	Diversion Rate	Biennial Review Status
Rancho Mirage	2002	45%	Board Approved Good Faith Effort
	2003	44%	Board Approved Time Extension
	2004	55%	Board Approved Time Extension
	2005	58%	Board Approved
	2006	64%	Board Approved
Riverside	2002	61%	Board Approved
	2003	61%	Board Approved
	2004	60%	Board Approved
	2005	57%	Board Approved
	2006	64%	Board Approved
San Jacinto	2002	48%	Board Approved Time Extension
	2003	39%	Board Approved Time Extension
	2004	46%	Board Approved Time Extension
	2005	46%	Board Approved
	2006	42%	Biennial Review Not Completed Yet
Temecula	2002	47%	Board Approved Good Faith Effort
	2003	53%	Board Approved Good Faith Effort
	2004	49%	Board Approved Good Faith Effort
	2005	52%	Board Approved
	2006	57%	Board Approved
Unincorporated	2002	51%	Board Approved
	2003	51%	Board Approved
	2004	54%	Board Approved
	2005	54%	Board Approved
	2006	53%	Board Approved

Sources: The Board's Countywide, Regionwide, and Statewide Jurisdiction Diversion Progress Report <http://www.ciwmb.ca.gov/LGTools/MARS/jurdrsta.asp>

Explanation of Disposal and Diversion Rate Trends (if applicable)

- These changes in quantities of waste, as they relate the meeting and maintaining the mandated diversion goals, do not warrant a revision to any of the countywide planning documents.
- These changes in quantities of waste, as they relate to the meeting and maintaining the mandated diversion goals, warrant a revision to one or more of the countywide planning documents. Specifically,

1. Changes in Permitted Disposal Capacity and Quantities of Waste Disposed in the County or Regional Agency

The following addresses whether changes in permitted disposal capacity and waste quantities (both imported from out of county and generated in the county) affect the county's ability to maintain 15 years of disposal capacity and includes a determination regarding the need for planning document revision.

- The county or regional agency (if it includes the entire county) continues to have adequate disposal capacity (i.e., greater than 15 years). Supporting documentation is provided in the Draft 2008 Five-Year Review Report Section F and Tables 4 and 5.
- The county does not have 15 years remaining disposal capacity. The analysis below provides the strategy for obtaining 15 years remaining disposal capacity. Attached is a revision schedule for the SE.

**4.3. Changes in Funding Source for Administration of the Countywide Siting Element (SE) and Summary Plan (SP)**

The county has experienced the following changes in the funding of the SE or SP:

No significant changes have occurred in the funding source for administration of the Countywide Siting Element (SE) and Summary Plan (SP). Please refer to Draft 2008 Five-Year Review Report Sections C and D as well as Table 1.

Analysis

- There have been no changes in funding source administration of the SE and SP or the changes that have occurred do not warrant a revision to any of the countywide planning documents.
- These changes in funding source for the administration of the SE and SP warrant a revision to one or more of the countywide planning documents. Specifically,

**4.4. Changes in Administrative Responsibilities**

The county has experienced changes in the following administrative responsibilities:

No significant changes have occurred in the administration of the CIWMP, other than normal personnel turnover. Within the unincorporated County, the Waste Management Department (formerly Waste Resources Management District) continues to be the responsible agency.

The individuals responsible for AB 939 implementation in each jurisdiction are identified in the annual reports prepared by each jurisdiction every year.

The Riverside County Waste Management Department (RCWMD) is now the responsible agency for the Household Hazardous Waste Collection Program. The program became the responsibility of RCWMD on July 1, 2006.

Analysis

- These changes in administrative responsibilities do not warrant a revision to any of the planning documents.
- These changes in administrative responsibilities warrant a revision to one or more of the planning documents. Specifically,

**4.5. Programs that Were Scheduled to Be Implemented But Were Not**

1. Progress of Program Implementation

a. Source Reduction and Recycling Element (SRRE) and Household Hazardous Waste Element (HHWE)

- All program implementation information has been updated in the Board's Planning and Reporting Information System (PARIS), including the reason for not implementing specific programs, if applicable. Additionally, the analysis below addresses the progress of the programs that have been implemented.
- All program implementation information has not yet been updated in PARIS. Attachment \_\_\_\_\_ lists the SRRE and/or HHWE programs selected for implementation but which have not been implemented, including a statement as to why they were not implemented. Additionally, the analysis below addresses the progress of the programs that have been implemented.

b. Nondisposal Facility Element (NDFE)

- There have been no changes in the use of nondisposal facilities (based on the current NDFE).
- See Final 2008 Five-Year Review Report pgs 9-11, which lists changes in the use of nondisposal facilities (based on the current NDFE).

c. Countywide Siting Element (SE)

- There have been no changes to the information provided in the current SE.
- Attachment \_\_\_\_\_ lists changes to the information provided in current the SE.

d. Summary Plan

- There have been no changes to the information provided in the current SP.
- Attachment lists changes to the information provided in current the SP.

2. Statement regarding whether Programs are Meeting their Goals

- The programs are meeting their goals.
- The programs are not meeting their goals. The discussion that follows in the analysis section below addresses the contingency measures that are being enacted to ensure compliance with PRC Section 41751 (i.e., what specific steps are being taken by local agencies, acting independently and in concert, to achieve the purposes of the California Integrated Waste Management Act of 1989) and whether the listed changes in program implementation necessitate a revision of one or more of the planning documents.

Analysis

- The aforementioned changes in program implementation do not warrant a revision to any of the planning documents.
- Changes in program implementation warrant a revision to one or more of the planning documents. Specifically,

**4.6. Changes in Available Markets for Recyclable Materials**

The following discusses any changes in available markets for recyclable materials **including** a determination as to whether these changes affect the adequacy of the CIWMP or RAIWMP such that a revision to one or more of the planning documents is needed.

Please refer to Final Five-Year Review Report page 15.

**4.7. Changes in the Implementation Schedule**

Below is discussion of changes in the implementation schedule and a determination as to whether these changes affect the adequacy of the CIWMP or the RAIWMP such that a revision to one or more of the planning documents is necessary.

Please refer to Final Five-Year Review Report page 16.

## 5.0 OTHER ISSUES

The following addresses any other significant issues/changes in the county and whether these changes affect the adequacy of the CIWMP or RAIWMP such that a revision to one or more of the planning documents is needed.

Please refer to Final Five-Year Review Report

## 6.0 ANNUAL REPORT REVIEW

- The Annual Reports for each jurisdiction in the county have been reviewed, specifically those sections that address the adequacy of the CIWMP or RAIWMP elements. No jurisdictions reported the need to revise one or more of these planning documents.
- The Annual Reports for each jurisdiction in the have been reviewed, specifically those sections that address the adequacy of the CIWMP or RAIWMP elements. The following jurisdictions reported the need to revise one or more of these planning documents, as listed:

The discussion below addresses the county's evaluation of the Annual Report data relating to planning document adequacy and includes determination regarding the need to revise one or more of these documents.

## 7.0 SUMMARY of FINDINGS by COUNTY

Please refer to Final Five-Year Review Report page 17

## 8.0 REVISION SCHEDULE (if any)

The County deems that a revision of its CIWMP is not warranted or justified at this time.

## 9.0 SUPPLEMENTARY INFORMATION (if any)

Please refer to Final Five-Year Review Report pages 18-19

PD#74438v6

**THIS PAGE INTENTIONALLY LEFT BLANK**

**2008 Riverside Countywide  
Integrated Waste Management Plan**

**LTF ACTION  
ON  
2008 FIVE-YEAR REVIEW REPORT**

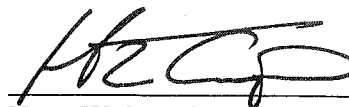
**SUBMITTAL TO THE SOLID WASTE MANAGEMENT ADVISORY COUNCIL  
COUNTY OF RIVERSIDE, STATE OF CALIFORNIA**

**FROM:** Waste Management Department      **SUBMITTAL DATE:** May 21, 2009

**SUBJECT:** Riverside Countywide Integrated Waste Management Plan:  
*Final Draft Five-Year Review Report*

**RECOMMENDED MOTION:** The Solid Waste Management Advisory Council/Countywide Local Task Force (LTF) has considered the CIWMP *Final Draft Five-Year Review Report* on the Riverside Countywide Integrated Waste Management Plan (CIWMP) and concurs that a revision to the CIWMP is not required. The LTF recommends that the Board of Supervisors approve the *Final Draft Five-Year Review Report* as prepared by the Riverside County Waste Management Department (WMD).

**BACKGROUND:** The draft report was mailed to city managers and representatives on April 2, 2009. The cover letter advised the comment period would end May 11, 2009. The WMD presented comments at the May 21, 2009 LTF meeting. Any comments requiring changes will be incorporated in the Final Draft version prior to presentation to the Board of Supervisors and the California Integrated Waste Management Board.



Hans W. Kernkamp  
General Manager-Chief Engineer

---

**MINUTES OF THE SOLID WASTE MANAGEMENT ADVISORY COUNCIL**

On the motion of Dean Wetter, seconded by Malcolm Miller, and duly carried by unanimous vote, it was ordered that the above matter is approved as recommended.

**Ayes:** R. Keenan; J. Skerbelis; S. Housman; E. Zanowic; B. Williams; C. Tobin; M. Arciniega; B. Smith; M. Miller; T. Dumas; B. Scott; B. Magee; T. Wold; R. Lemon; D. Wetter

**Nays:** None

**Absent:** E. Campos; L. Anderson; P. Ryan; R. Moran; F. Riddle; K. Barrows; S. Foster; C. Vogt; C. Showalter



Frances Trevino  
Executive Assistant