


**SUBMITTAL TO THE BOARD OF SUPERVISORS
COUNTY OF RIVERSIDE, STATE OF CALIFORNIA**




SUBMITTAL DATE:
March 25, 2010

FROM: TLMA - Transportation Department

SUBJECT: Amendment No. 3 to the Engineering Services Agreement for I-10 at Palm Drive/Gene Autry Trail and Date Palm Drive Interchanges

RECOMMENDED MOTION: That the Board approve this amendment to the Engineering Services Agreement between the County of Riverside and Parsons Brinckerhoff Quade and Douglas, Inc. (now known as PB Americas, Inc.) and authorize the Chairman of the Board to execute the same.

BACKGROUND: The Palm Drive/Gene Autry Trail and Date Palm Drive Interchanges are gateways into the Cities of Palm Springs, Desert Hot Springs, Cathedral City and the unincorporated County. Significant growth in the area has increased traffic beyond the capacity of the interchanges and they are now failing during the peak hours of operation. Improvements proposed to the interchange will increase capacity and improve the operation to a satisfactory


Juan C. Perez
Director of Transportation

(Continued On Attached Page)

FINANCIAL DATA	Current F.Y. Total Cost:	\$ 363,665	In Current Year Budget:	Yes
	Current F.Y. Net County Cost:	\$ 0	Budget Adjustment:	No
	Annual Net County Cost:	\$ 0	For Fiscal Year:	2009/10
SOURCE OF FUNDS: CVAG TUMF(100%)				Positions To Be Deleted Per A-30 <input type="checkbox"/>
				Requires 4/5 Vote <input type="checkbox"/>

C.E.O. RECOMMENDATION:

APPROVE

BY: 
Tina Grande

County Executive Office Signature

Policy
 Policy

Consent
 Consent

Dep't Recomm.:
 Per Exec. Ofc.:

Prev. Agn. Ref. 6/22/99 (3.56),
5/10/05 (3.23),
1/27/09 (3.63)

District: 5 **Agenda Number:**
ATTACHMENTS FILED
WITH THE CLERK OF THE BOARD

3.73

FORM APPROVED COUNTY COUNSEL
 BY: 
 DATE: 4/1/10
 MARSHAL VICTOR

Departmental Concurrence

The Honorable Board of Supervisors

RE: Amendment No. 3 to the Engineering Services Agreement for I-10 at Palm Drive/Gene Autry Trail and Date Palm Drive Interchanges

March 25, 2010

Page 2 of 2

condition for current and future traffic volumes.

The Board of Supervisors executed an agreement on July 22, 1999 with Parsons Brinckerhoff Quade and Douglas, Inc. to provide engineering and environmental services necessary to construct the proposed interchange improvements. This agreement was amended on May 10, 2005 and January 27, 2009 to add services required to comply with FHWA, Caltrans and Fish and Wildlife Service mandated requirements that resulted from negotiations between these agencies.

This Amendment No. 3 further modifies the scope and budget to provide services to complete necessary engineering and environmental work for the projects. In general, the services are required to provide for additional new or revised requirements mandated by Caltrans and FHWA thus requiring the preparation of additional documents, studies, and design changes, design revisions to implement options to reduce construction cost and accelerate schedule, aesthetic treatment as requested by the cooperating cities, utility potholing to a major gas line, additional utility relocation design for impacted utilities and the reevaluation of the environmental document. These revisions include the design of a retaining wall to save the project cost of acquiring right-of-way and avoid lengthy delays to the schedule.

The cost proposal negotiated by the County staff with the consultant is for \$363,437.

The recommended Amendment No. 3 cost increases have been reviewed and approved by CVAG and CVAG staff concurs with the revised contract amount.

I-10 Palm Drive/Gene Autry Trail Interchange and I-10 Date Palm Drive Interchange Projects

AMENDMENT NO. 3

AMENDMENT TO AGREEMENT BETWEEN

THE COUNTY OF RIVERSIDE AND

PB AMERICAS, INC. (dba, PARSONS BRINCKERHOFF QUADE & DOUGLAS, INC.)

THIS AMENDMENT NO. 3 (hereinafter the "Amendment 3") to an agreement is made and entered into as of this _____ day of _____, 2010, by and between the County of Riverside, a political subdivision of the State of California (hereinafter the "COUNTY"); and PB Americas Inc. (dba, Parsons Brinckerhoff, Quade & Douglas, Inc.) (hereinafter "ENGINEER").

RECITALS

- A. COUNTY and ENGINEER have entered into an agreement entitled "Engineering Services Agreement for I-10 at Palm Drive/Gene Autry Trail and Date Palm Drive Interchanges - Transportation Department and Parsons Brinckerhoff Quade & Douglas, Inc." that is dated June 22, 1999 and two amendments that are dated May 10, 2005 and January 27, 2009. The Agreement and all prior Amendments provide the terms and conditions, scope of work, schedule, and budget for the performance of professional and technical services necessary to obtain environmental clearance, prepare plans, specifications and estimates and provide construction support services. Subsequent to execution of the original agreement, ENGINEER's name changed from Parsons Brinckerhoff Quade & Douglas, Inc. to PB Americas Inc. and will henceforth be know as PB Americas Inc..
- B. Modification of the Scope of Services is required to allow for additional services necessary as a result of new and changing requirements imposed by the State Department of Transportation.
- C. The parties desire to amend the Agreement to modify the scope of service to be provided by the ENGINEER and increase the contract budget.

AGREEMENT

NOW, THEREFORE, in consideration of the mutual covenants hereinafter contained, the parties agree as follows:

1. Appendix A is amended to provide the additional services as described in Attachment A (Scope of Services) attached hereto and incorporated herein.
2. Appendix C, Article CV is amended by increasing the current total contract budget as described in Attachment B (Fee Proposal Worksheet) by \$363,437 from \$3,651,352.95 to \$4,015,017.95 as

I-10 Palm Drive/Gene Autry Trail Interchange and I-10 Date Palm Drive Interchange Projects

provided below:

- Phase II budget is amended by increasing the amount by \$221,558.00 from \$1,987,749.77 to \$2,209,307.77.
- Phase IV budget is amended by increasing the amount by \$91,879.00 from \$185,045.50 to \$277,152.50.
- The overall budget is amended to provide an additional contingency in the amount of \$50,000.00.

3. Except to the extent specifically modified or amended hereunder, all of the terms, covenants, and conditions of the Agreement as approved on June 22, 1999 and all prior Amendments, shall remain in full force and effect between the parties hereto.


////

I-10 Palm Drive/Gene Autry Trail Interchange and I-10 Date Palm Drive Interchange Projects

ARTICLE VIII • APPROVALS

COUNTY Approvals

RECOMMENDED FOR APPROVAL:

 Dated: 2/2/10

JUAN C. PEREZ

Director of Transportation

APPROVED AS TO FORM:

 Dated: 4/1/10
Marsha L. Victor

PAMELA J. WALLS

County Counsel

APPROVAL BY THE BOARD OF SUPERVISORS

_____ Dated: _____

PRINTED NAME

Chairman, Riverside County Board of Supervisors

ATTEST:


_____ Dated: _____

KECIA HARPER-IHEM

Clerk to the Board

ENGINEER Approvals

ENGINEER:

 Dated: 12/29/09

Douglas B. Sawyer
PRINTED NAME

Sr. V.P.
TITLE

ENGINEER:

_____ Dated: _____

PRINTED NAME

TITLE

I-10 Palm Drive/Gene Autry Trail Interchange and I-10 Date Palm Drive Interchange Projects

ATTACHMENT A – SCOPE OF SERVICES

1
2
3
4
5
6
7
8
9
10
11
12
13
14
15
16
17
18
19
20
21
22
23
24
25
26
27
28
29

A. Prepare Right of Way Data Sheet for Palm Drive and Date Palm Drive

At the time of contract initiation, Right-of-Way Data Sheets were prepared by Caltrans for locally managed projects. Changes to Caltrans policy now requires that the Local Agency prepare the Right-of-Way Data Sheets on all locally managed projects. PB prepared one set of data sheets for each interchange with approximately 10 pages per set.

B. Prepare Additional Design Plans for Overhead Sign Structures on Palm Drive

The City of Palm Springs requested sign changes for two existing signs to provide additional direction to the city. PB attended several focus meetings, prepared revision to four plan sheets, modified standard special provisions, and prepared an engineer's estimate for the requested sign revisions.

C. Prepare Design and Plans for Retaining Wall Adjacent to Date Palm Drive to Avoid Encroachment on Tribal Land

The original design proposed a minor right-of-way acquisition, east of Date Palm Drive, between Union Pacific Railroad (UPRR) and I-10 to accommodate the slope created by the widening of the roadway. It was later determined that this portion of the land is under Native American Tribal control and acquisition would require lengthy and costly negotiations involving Bureau of Indian Affairs (BIA). To eliminate this lengthy acquisition process, a retaining wall was proposed to mitigate this issue. Scope of work includes design and geotechnical work in support of the retaining wall design and the revisions to plan sheets L-3, L-6, G-3, G-6 and the addition of sheets R-4 and a log of test borings.

D. Prepare Design and Plans for Retaining Wall on East Side of Date Palm Drive from Sta. 16+65 to 16 +90

The existing easements acquired, by Cathedral City, for construction of the railroad overhead is not adequate to construct the fill necessary to support metal beam guard rail at the bridge approach and will extend into UPRR right of way. The cost and delay related to obtaining construction permits from UPRR is anticipated to be more expensive than constructing a retaining wall along the east side of Date Palm Drive. The wall is envisioned as a southerly extension of the UPRR overhead bridge rail. The scope of work includes revisions to sheets L-6, G-6 and the addition to sheet R-5.

1 **E. Prepare Design and Plans for Retaining Walls at the Abutments on Date Palm Drive**

2 The design of the bridge, wing walls and tieback walls were prepared using a 2:1 slope configuration.
3 The slope requirements were changed by Caltrans from 2:1 to 4:1 which altered the design and required
4 significantly more retaining walls than what was originally scoped in the design. The scope of work
5 includes revisions in sheets R-6 and R-7.

6 **F. Prepare Additional Water Line Relocation Plans on Date Palm Drive**

7
8 The Coachella Valley Water District (CVWD) owns a 30-inch domestic water supply line that generally
9 parallels I-10, north of and in the vicinity of the Date Palm Drive Interchange. Since the execution of
10 Amendment No. 2, which provided the design of approximately 1000 feet of water line relocation, CVWD
11 has requested that the relocation of their water line be extended an additional 400 feet to avoid placement
12 of the water line in the side slope. Consultant will prepare plans, profile, easement, and a cost estimate
13 for the additional 400 feet of 30-inch water line northerly from the previously planned junction point.
14 Revisions to sheet U-7 and CVWD design plans will be required.

15 **G. Assistance with Cooperative Agreements**

16 Consultant provided assistance with preparing, processing and attending extra meetings to assist County
17 and cities with the Caltrans Maintenance and Cooperative Agreements. Focus meetings requested by
18 County to assist in the formation of maintenance agreements in March 2007 and May 2007.

19 **H. Additional Potholes**

20 The retaining wall designed to avoid impacting the tribal lands, impacts a major north south gas line. It is
21 anticipated that the gas line will be relocated as a part of the retaining wall plan. However, after working
22 with the Gas Company on the relocation costs, it was determined to be more cost effective to redesign
23 the retaining wall to avoid impacting the gas line. Additional potholes are necessary to determine the
24 exact location of the gas line.

25 **I. Provide Additional Drainage Design Due to Caltrans Required Change of "D" Ramp Configuration**

26 Amendment No. 2 provided geometric and traffic changes for a "D" Ramp configuration for Date Palm
27 Drive required by Caltrans. At that time, drainage impacts due to the "D" Ramp configuration were not
28 anticipated. However, during the design process, it became evident that additional drainage designs
29 would be required. Revisions to four profile sheets and two drainage sheets will be required.

1 **J. Expansion of Life Cycle Cost Analysis Based on New Criteria set by Caltrans**

2 The Life Cycle Cost Analysis (LCCA) identified in Amendment No. 2 was very limited and was prepared to
3 satisfy the current understanding of PA&ED LCCA. Policy changes at Caltrans have required an
4 elaborate LCCA, which includes expanded traffic studies and design sections.

5 **K. Aesthetic Treatment Details for Palm Drive**

6
7 Aesthetic Design was requested by the City of Palm Springs, on August 24, 2006. As a result of this
8 request, PB retained CNS Engineers to incorporate the aesthetic designs developed jointly between PB,
9 CNS, RCTD and the City into structural designs which were added to the structural drawings.

10 **L. Changes in Signal Configuration for Edison Service Lines Which Impact Electrical Plans**

11 PB has been working with Southern California Edison (SCE) and local cities to finalize the traffic signal
12 and electrical plans for Date Palm Drive. Delays by SCE and the decision to modify the service strategy
13 multiple times have caused the repeated redesign of the electrical drawings.

14 **M. Flood Plain Mini Study to Demonstrate Lack of Impact to Flood Plain**

15 At the 95% plan review for Date Palm Drive, Caltrans requested the submittal of a Flood Plain Analysis.
16 Although the environmental document addressed this issue and the new project would not alter the
17 current flood plain, Caltrans has requested further verification. PB met with Caltrans on this issue and
18 Caltrans has agreed that a Limited "Mini Study" which is reviewed and approved by the Coachella Valley
19 Water District would eliminate the need for an expanded study.

20 **N. Prepare Floodplain Elevation Study for Date Palm Drive (if necessary)**

21
22 Prepare floodplain elevation study to comply with request from Caltrans. Provide report including HEC-
23 RAS calculations to show minimal impact of new construction on the water surface elevation of the
24 floodplain in the project area. This task would only be necessary if Coachella Valley Water District does
25 not concur with the limited "Mini Study"

26 **O. Engineering Support Preparation of Environmental Reevaluation**

27 An environmental reevaluation is being prepared to assess additional areas of project impact associated
28 with utility relocations. Additional engineering effort will be required for the preparation of exhibits and
29

I-10 Palm Drive/Gene Autry Trail Interchange and I-10 Date Palm Drive Interchange Projects

1 discussion of engineering features affected by the reevaluation. PB is providing support to Jones and
2 Stokes on this task. PB will provide Jones and Stokes with the following in regards to the Date Palm
3 Drive Environmental Revalidation:

- 4 • Layout and profile information for a new retaining wall east of Date Palm Drive between UPRR and I-
5 10.
- 6 • Additional right-of-way easements and affected areas required for relocation of SCE and CVWD
7 utilities.

8
9 **P. Irrigation System Relocation**

10 After the field investigation and survey work was completed on the Date Palm Drive Project, Caltrans
11 designed and constructed an 8" irrigation line along the north side of I-10 right of way. This line was
12 discovered during one of the quality review checks. The line must be relocated to accommodate the new
13 west bound on and off ramps. Plans will be prepared and submitted with the 100% plan submittal.

14 **Q. Construction Support Services**

15 CNS Engineers will assist PB in providing structural engineering support services during construction as
16 directed by the County.

17
18 **R. Prepare Additional "as-built" Sheets Needed for Erosion Control Plans, Ramp Metering and
19 Interim Signal Adaptations**

20 The following additional sheets have been added to Palm Drive and Date Palm Drive and the preparation
21 of "As built" plans at the completion of the project will be required:

22 Date Palm Drive:

23 2 - Typical Cross Sections

24 1 - Profile and Superelevation Diagrams

25 5 - Construction Details

26 8 - Temporary Water Pollution Control

27 9 - Drainage Plan, Profiles, Details and Quantities

28 2 - Stage Construction and Traffic Handling Plan, Quantities and Detours

29 3 - Sign Plan, Details and Quantities

I-10 Palm Drive/Gene Autry Trail Interchange and I-10 Date Palm Drive Interchange Projects

1
2
3
4
5
6
7
8
9
10
11
12
13
14
15
16
17
18
19
20
21
22
23
24
25
26
27
28
29

7 - Retaining Walls

15 - Signals, Lighting and Electrical Systems Plan and Details

Total Date Palm Drive = 52 Sheets

Palm Drive:

2 - Construction Details

6 - Drainage Plan, Profiles, Details and Quantities

2 - Stage Construction and Traffic Handling Plan and Detours

2 - Sign Plan, Details and Quantities

9 - Signals, Lighting and Electrical Systems Plan and Details

2 - Structures

Total Palm Drive = 23

ATTACHMENT B - FEE PROPOSAL WORKSHEET

COMPANY: PB AMERICAS, INC.	SCOPE OF WORK PA/ED, PS&E, Bid Support, and Construction Support	DATE: 12/1/2009	REV:
PROJECT: I-10 at Palm Drive/Gene Autry Trail & Date Palm Drive Interchanges		PHASE: Amendment 3	

PHASE II TASKS (PS&E)	AMOUNT
A. Prepare Right of Way Data Sheet for Palm Drive and Date Palm Drive	\$12,651.00
B. Prepare Additional Design Plans for Overhead Sign Structure on Palm Drive	\$5,137.00
C. Prepare Design and Plans for Retaining Wall at Date Palm Drive to Avoid on Encroachment Tribal Land	\$54,744.00
D. Prepare Design and Plans for Retaining Wall on East Side of Date Palm Drive from Sta. 16+65 to Sta. 16+90	\$13,094.00
E. Prepare Design and Plans for Retaining Wall at Abutments on Date Palm Drive	\$24,045.00
F. Prepare Additional Water Line Relocation Plans on Date Palm Drive	\$11,458.00
G. Assistance with Cooperative Agreements	\$1,434.00
H. Additional Potholes	\$10,812.00
I. Provide Additional Drainage Design Due to Caltrans Required Changes "D" Ramp Configuration	\$11,576.00
J. Expansion of Life Cycle Cost Analysis Based on New Caltrans Criteria set by Caltrans	\$9,884.00
K. Aesthetic Treatment Details for Palm Drive	\$16,308.00
L. Changes in Signal Configuration for Edison Service Lines Which Impact Electrical Plans	\$20,000.00
M. Flood Plain Mini Study to Demonstrate Lack of Impact to Flood Plain	\$5,485.00
N. Prepare Floodplain Elevation Study for Date Palm Drive (if necessary)	\$18,007.00
O. Engineering Support for Environmental Reevaluation	\$2,514.00
P. Irrigation System Relocation	\$4,409.00

\$221,558.00

PHASE IV TASKS (CONSTRUCTION SUPPORT)	AMOUNT
Q. Construction Support Services	\$78,079.00
R. Prepare Additional "as-built" Sheets Needed for Erosion Control Plans, Ramp Metering and Interim Signal Adaptations	\$13,800.00

\$91,879.00

CONTINGENCY	AMOUNT
CONTINGENCY	\$50,000.00

\$50,000.00

TOTAL COST **\$363,437.00**

ATTACHMENT B - FEE PROPOSAL WORKSHEET

Phase/Task Financial Summary

	PHASE I PAVED	PHASE II PS&E	PHASE III BID SUPPORT	PHASE IV CONST SUPPORT	PHASE V INTERIM	CONTINGENCY	TOTAL
Original Budget Including Amendment No. 1 and 2	\$1,142,279.38	\$1,987,749.77	\$37,541.30	\$185,045.50	\$228,737.00	\$70,000.00	\$3,651,352.95

Amendment No. 3		\$221,558.00		\$91,879.00		\$50,000.00	\$363,437.00
------------------------	--	--------------	--	-------------	--	-------------	--------------

A.	Prepare Right of Way Data Sheet for Palm Drive and Date Palm Drive	\$12,651.00					\$12,651.00
B.	Prepare Additional Design Plans for Overhead Sign Structure on Palm Drive	\$5,137.00					\$5,137.00
C.	Prepare Design and Plans for Retaining Wall at Date Palm Drive to Avoid on Encroachment Tribal Land	\$54,744.00					\$54,744.00
D.	Prepare Design and Plans for Retaining Wall on East Side of Date Palm Drive from Sta. 16+65 to Sta. 16+90	\$13,094.00					\$13,094.00
E.	Prepare Design and Plans for Retaining Wall at Abutments on Date Palm Drive	\$24,045.00					\$24,045.00
F.	Prepare Additional Water Line Relocation Plans on Date Palm Drive	\$11,458.00					\$11,458.00
G.	Assistance with Cooperative Agreements	\$1,434.00					\$1,434.00
H.	Additional Potholes	\$10,812.00					\$10,812.00
I.	Provide Additional Drainage Design Due to Caltrans Required Changes "D" Ramp Configuration	\$11,576.00					\$11,576.00
J.	Expansion of Life Cycle Cost Analysis Based on New Caltrans Criteria set by Caltrans	\$9,884.00					\$9,884.00
K.	Aesthetic Treatment Details for Palm Drive	\$16,308.00					\$16,308.00
L.	Changes in Signal Configuration for Edison Service Lines Which Impact Electrical Plans	\$20,000.00					\$20,000.00
M.	Flood Plain Mini Study to Demonstrate Lack of Impact to Flood Plain	\$5,485.00					\$5,485.00
N.	Prepare Floodplain Elevation Study for Date Palm Drive (if necessary)	\$18,007.00					\$18,007.00
O.	Engineering Support for Environmental Reevaluation	\$2,514.00					\$2,514.00
P.	Irrigation System Relocation	\$4,409.00					\$4,409.00
Q.	Construction Support Services			\$78,079.00			\$78,079.00
R.	Prepare Additional "as-built" Sheets Needed for Erosion Control Plans, Ramp Metering and Interim Signal Adaptations			\$13,800.00			\$13,800.00

Contingency						\$50,000.00	\$50,000.00
--------------------	--	--	--	--	--	-------------	-------------

Proposed Budget	\$1,142,279.38	\$2,209,307.77	\$37,541.30	\$276,924.50	\$228,737.00	\$120,000.00	\$4,014,789.95
------------------------	----------------	----------------	-------------	--------------	--------------	--------------	----------------

ATTACHMENT B - FEE PROPOSAL WORKSHEET

COMPANY: PB AMERICAS, INC.	SCOPE OF WORK PA/ED, PS&E, Bid Support, and Construction Support	DATE: 12/1/2009	REV:
PROJECT: I-10 at Palm Drive/Gene Autry Trail		PHASE: Amendment 3	

PHASE II TASKS (PS&E)	AMOUNT
A. Prepare Right of Way Data Sheet for Palm Drive and Date Palm Drive	\$6,389.00
B. Prepare Additional Design Plans for Overhead Sign Structure on Palm Drive	\$5,137.00
C. Prepare Design and Plans for Retaining Wall at Date Palm Drive to Avoid on Encroachment Tribal Land	
D. Prepare Design and Plans for Retaining Wall on East Side of Date Palm Drive from Sta. 16+65 to Sta. 16+90	
E. Prepare Design and Plans for Retaining Wall at Abutments on Date Palm Drive	
F. Prepare Additional Water Line Relocation Plans on Date Palm Drive	
G. Assistance with Cooperative Agreements	\$1,434.00
H. Additional Potholes	
I. Provide Additional Drainage Design Due to Caltrans Required Changes "D" Ramp Configuration	
J. Expansion of Life Cycle Cost Analysis Based on New Caltrans Criteria set by Caltrans	
K. Aesthetic Treatment Details for Palm Drive	\$16,308.00
L. Changes in Signal Configuration for Edison Service Lines Which Impact Electrical Plans	
M. Flood Plain Mini Study to Demonstrate Lack of Impact to Flood Plain	
N. Prepare Floodplain Elevation Study for Date Palm Drive (if necessary)	
O. Engineering Support for Environmental Reevaluation	
P. Irrigation System Relocation	
	\$29,268.00
PHASE IV TASKS (CONSTRUCTION SUPPORT)	AMOUNT
Q. Construction Support Services	\$32,983.00
R. Prepare Additional "as-built" Sheets Needed for Erosion Control Plans, Ramp Metering and Interim Signal Adaptations	\$9,200.00
	\$42,183.00
CONTINGENCY	AMOUNT
CONTINGENCY	\$5,000.00
	\$5,000.00
TOTAL COST	\$76,451.00

ATTACHMENT B - FEE PROPOSAL WORKSHEET

COMPANY: PB AMERICAS, INC.	SCOPE OF WORK PA/ED, PS&E, Bid Support, and Construction Support	DATE: 12/1/2009	REV:
PROJECT: I-10 at Date Palm Drive Interchanges		PHASE: Amendment 3	

PHASE II TASKS (PS&E)	AMOUNT
A. Prepare Right of Way Data Sheet for Palm Drive and Date Palm Drive	\$6,262.00
B. Prepare Additional Design Plans for Overhead Sign Structure on Palm Drive	
C. Prepare Design and Plans for Retaining Wall at Date Palm Drive to Avoid on Encroachment Tribal Land	\$54,744.00
D. Prepare Design and Plans for Retaining Wall on East Side of Date Palm Drive from Sta. 16+65 to Sta. 16+90	\$13,094.00
E. Prepare Design and Plans for Retaining Wall at Abutments on Date Palm Drive	\$24,045.00
F. Prepare Additional Water Line Relocation Plans on Date Palm Drive	\$11,458.00
G. Assistance with Cooperative Agreements	
H. Additional Potholes	\$10,812.00
I. Provide Additional Drainage Design Due to Caltrans Required Changes "D" Ramp Configuration	\$11,576.00
J. Expansion of Life Cycle Cost Analysis Based on New Caltrans Criteria set by Caltrans	\$9,884.00
K. Aesthetic Treatment Details for Palm Drive	
L. Changes in Signal Configuration for Edison Service Lines Which Impact Electrical Plans	\$20,000.00
M. Flood Plain Mini Study to Demonstrate Lack of Impact to Flood Plain	\$5,485.00
N. Prepare Floodplain Elevation Study for Date Palm Drive (if necessary)	\$18,007.00
O. Engineering Support for Environmental Reevaluation	\$2,514.00
P. Irrigation System Relocation	\$4,409.00
	\$192,290.00
PHASE IV TASKS (CONSTRUCTION SUPPORT)	AMOUNT
Q. Construction Support Services	\$45,096.00
R. Prepare Additional "as-built" Sheets Needed for Erosion Control Plans, Ramp Metering and Interim Signal Adaptations	\$4,600.00
	\$49,696.00
CONTINGENCY	AMOUNT
CONTINGENCY	\$45,000.00
	\$45,000.00
TOTAL COST	\$286,986.00

COST PROPOSAL WORKSHEET

COMPANY: PB AMERICAS, INC.	SCOPE OF WORK EXTRA RIGHT OF WAY DATA SHEETS FOR PALM DRIVE	DATE:	REV:
--------------------------------------	---	--------------	-------------

PROJECT: I-10 PALM DRIVE/GENE AUTRY TRAIL INTERCHANGE AND DATE PALM DRIVE INTERCHANGE PROJECTS	PHASE:
--	---------------

DIRECT LABOR

PERSONNEL	FUNCTION	HOURS		RATE	AMOUNT
Gary Wintergerst	Project Manager	30.50	@	69.42	2,117.31
Martha Garcia	Administrative Support	3.00	@	36.35	109.05
		TOTAL HOURS			TOTAL DIRECT LABOR
		33.50			2,226.36

MULTIPLIERS

ESCALATION @		
OVERHEAD @	(of Total Direct Labor + Escalation)	
PAYROLL ADDITIVES @	157.90% (of Total Direct Labor + Escalation)	3,515.42
		TOTAL MULTIPLIERS
		3,515.42

OTHER DIRECT EXPENSES

*** Billed at Actual Cost ***

ITEM	QUANTITY	UNIT		UNIT COST	AMOUNT
REPRODUCTION					
XEROX	500	SHEETS @		0.10	50.00
BLUELINE		SQUARE FEET		0.05	
MILEAGE	45	MILES @		0.55	24.75
MAILING / FED EX		LUMP SUM		15.00	
					TOTAL OTHER DIRECT EXPENSES
					74.75

OUTSIDE SERVICES (w/o fee)

COMPANY	LABOR	MULTIPLIER	EXPENSES	TOTAL
Earth Mechanics, Inc.				
Chambers Group				
Inland Aerial Surveys				
CNS Engineers				
Jones & Stokes				
Converse				
Aztec Engineering				
				TOTAL OUTSIDE SERVICES

FEES

OUTSIDE SERVICES ADMIN FEE @	2.00% (of Total Outside Services & Outside Services Fees)	
PB AMERICAS, INC. @	010.00% (of Total Direct Labor + Total Multipliers(1.573))	572.84
		TOTAL FEES
		572.84
		TOTAL COST
		6,389.37

COST PROPOSAL WORKSHEET

COMPANY: PB AMERICAS, INC.	SCOPE OF WORK EXTRA RIGHT OF WAY DATA SHEETS, DATE PALM DRIVE	DATE:	REV:
PROJECT: I-10 PALM DRIVE/GENE AUTRY TRAIL INTERCHANGE AND DATE PALM DRIVE INTERCHANGE PROJECTS		PHASE:	

DIRECT LABOR

PERSONNEL	FUNCTION	HOURS		RATE	AMOUNT
Gary Wintergerst	Project Manager	30.50	@	\$69.42	\$2,117.31
Martha Garcia	Administrative Support	2.00	@	\$36.35	\$72.70
		TOTAL HOURS			\$2,190.01

MULTIPLIERS

ESCALATION @		
OVERHEAD @	(of Total Direct Labor + Escalation)	
PAYROLL ADDITIVES @	157.90% (of Total Direct Labor + Escalation)	\$3,458.03
TOTAL MULTIPLIERS		\$3,458.03

OTHER DIRECT EXPENSES

*** Billed at Actual Cost ***

ITEM	QUANTITY	UNIT		UNIT COST	AMOUNT
REPRODUCTION					
XEROX	500	SHEETS	@	\$0.10	\$50.00
BLUELINE		SQUARE FEET		\$0.05	
MILEAGE		MILES		\$0.550	
MAILING / FED EX		LUMP SUM		\$15.00	
TOTAL OTHER DIRECT EXPENSES					\$50.00

OUTSIDE SERVICES (w/o fee)

COMPANY	LABOR	MULTIPLIER	EXPENSES	TOTAL
Earth Mechanics, Inc.				
Chambers Group				
Inland Aerial Surveys				
CNS Engineers				
Jones & Stokes				
Converse				
Aztec Engineering				
TOTAL OUTSIDE SERVICES				

FEES

OUTSIDE SERVICES ADMIN FEE @	2.00% (of Total Outside Services & Outside Services Fees)	
PB AMERICAS, INC. @	010.00% (of Total Direct Labor + Total Multipliers(1.573))	\$563.49
TOTAL FEES		\$563.49
TOTAL COST		\$6,261.53

COST PROPOSAL WORKSHEET

COMPANY: PB AMERICAS, INC.	SCOPE OF WORK I-10 PALM DRIVE/GENE AURTRY TRAIL INTERCHANGES SIGNS	DATE:	REV:
PROJECT: I-10 / PALM DRIVE / GENE AURTRY TRAIL INTERCHANGE AND DATE PALM INTERCHANGES		PHASE:	

DIRECT LABOR

PERSONNEL	FUNCTION	HOURS		RATE	AMOUNT
Gary Wintergerst	Project Manager	8.0	@	\$69.42	\$555.36
Melissa Rodriguez	Engineer Support	8.0	@	\$39.01	\$312.08
Courtney Otubuah	Engineer Support	10.0	@	\$38.27	\$382.70
Hector Hernandez	CADD Support	15.0	@	\$37.41	\$561.15
				\$36.56	
				\$39.06	
				\$45.68	
				\$26.70	
				\$55.55	
				\$39.49	
				\$41.48	
				\$32.38	
				\$44.85	
				\$27.30	
				\$34.96	
				\$34.79	
TOTAL HOURS		41		TOTAL DIRECT LABOR	\$1,811.29

MULTIPLIERS

ESCALATION @	(Rate)	
OVERHEAD @	(of Total Direct Labor + Escalation)	
PAYROLL ADDITIVES @	157.90% (of Total Direct Labor + Escalation)	\$2,860.03
TOTAL MULTIPLIERS		\$2,860.03

OTHER DIRECT EXPENSES

*** Billed at Actual Cost ***

ITEM	QUANTITY	UNIT	UNIT COST	AMOUNT
REPRODUCTION				
XEROX		SHEETS	\$0.10	
BLUELINE		SQUARE FEET	\$0.05	
MILEAGE		MILES	\$0.550	
MAILING / FED EX		LUMP SUM	\$1,000.00	
TOTAL OTHER DIRECT EXPENSES				

OUTSIDE SERVICES (w/o fee)

COMPANY	LABOR	MULTIPLIER	EXPENSES	TOTAL
Earth Mechanics, Inc.				
Chambers Group				
Inland Aerial Surveys				
CNS Engineers				
TOTAL OUTSIDE SERVICES				

FEES

OUTSIDE SERVICES ADMIN FEE @	2.00% (of Total Outside Services & Outside Services Fees)	
PB AMERICAS, INC. @	010.00% (of Total Direct Labor + Total Multipliers(1.573))	\$466.04
TOTAL FEES		\$466.04
TOTAL COST		\$5,137.36

COST PROPOSAL WORKSHEET

COMPANY: PB AMERICAS, INC.	SCOPE OF WORK DATE PALM DRIVE - RETAINING WALL DESIGN FOR SE QUAD	DATE:	REV:
PROJECT: I-10 PALM DRIVE/GENE AUTRY TRAIL INTERCHANGE AND DATE PALM DRIVE INTERCHANGE PROJECTS		PHASE:	

DIRECT LABOR

PERSONNEL	FUNCTION	HOURS		RATE	AMOUNT
Gary Wintergerst	Project Manager	42.00	@	\$69.42	\$2,915.64
Fure-lin Jeang	Senior Structure			\$61.15	
Jim Liao	Senior Structure	18.00	@	\$57.60	\$1,036.80
Larry Dodd	Structure Engineer	27.50		\$53.73	\$1,477.58
Marge Furiscal	Engineer			\$36.56	
Charlene Cassidy	Senior Engineer	12.00	@	\$41.41	\$496.92
Courtney Otubuah	Engineer Support	100.00	@	\$38.27	\$3,827.00
Vikrant Sanghai	Engineer Support	120.00	@	\$32.01	\$3,841.20
Dennis Serafica	Traffic Engineer			\$55.55	
Kevin Keller	Engineer Support			\$39.49	
Ryan Yoshimura	Engineer Support			\$41.48	
Melissa Rodriguez	Engineer Support			\$32.38	
Stephanie Oslick	Environmental Planner			\$44.85	
Veronica Chan	Environmental Planner			\$27.30	
Larry Kuester	CADD Support			\$35.96	
Martha Garcia	Administrative Support	6.00	@	\$36.35	\$218.10
TOTAL HOURS		325.50			
TOTAL DIRECT LABOR					\$13,813.24

MULTIPLIERS

ESCALATION @		
OVERHEAD @	(of Total Direct Labor + Escalation)	
PAYROLL ADDITIVES @	157.90% (of Total Direct Labor + Escalation)	\$21,811.11
TOTAL MULTIPLIERS		\$21,811.11

OTHER DIRECT EXPENSES

*** Billed at Actual Cost ***

ITEM	QUANTITY	UNIT		UNIT COST	AMOUNT
REPRODUCTION					
XEROX	3000	SHEETS @		\$0.10	\$300.00
BLUELINE		SQUARE FEET		\$0.05	
MILEAGE		MILES		\$0.485	
MAILING / FED EX	1	LUMP SUM @		\$100.00	\$100.00
TOTAL OTHER DIRECT EXPENSES					\$400.00

OUTSIDE SERVICES (w/o fee)

COMPANY	LABOR	MULTIPLIER	EXPENSES	TOTAL
Earth Mechanics, Inc.				\$14,867.66
Chambers Group				
Inland Aerial Surveys				
CNS Engineers				
Jones & Stokes				
Converse				
Aztec Engineering				
TOTAL OUTSIDE SERVICES				\$14,867.66

FEES

OUTSIDE SERVICES ADMIN FEE @	2.00% (of Total Outside Services & Outside Services Fees)	\$297.35
PB AMERICAS, INC. @	010.00% (of Total Direct Labor + Total Multipliers(1.573))	\$3,554.15
TOTAL FEES		\$3,851.50
TOTAL COST		\$54,743.51

COST PROPOSAL WORKSHEET

COMPANY: PB AMERICAS, INC.	SCOPE OF WORK DATE PALM DRIVE - RETAINING WALL STA. 16+65 to 16 + 90 AT EAST SIDE	DATE:	REV:
PROJECT: I-10 PALM DRIVE/GENE AUTRY TRAIL INTERCHANGE AND DATE PALM DRIVE INTERCHANGE PROJECTS		PHASE:	

DIRECT LABOR						
PERSONNEL	FUNCTION	HOURS		RATE		AMOUNT
Gary Wintergerst	Project Manager	18.00	@	\$69.42		\$1,249.56
Fure-lin Jeang	Senior Structure			\$61.15		
Jim Liao	Senior Structure	4.00	@	\$57.60		\$230.40
Larry Dodd	Structure Engineer	4.00		\$53.73		\$214.92
Marge Furiscal	Engineer			\$36.56		
Charlene Cassidy	Senior Engineer			\$41.41		
Courtney Otubuah	Engineer Support	30.00	@	\$38.27		\$1,148.10
Vikrant Sanghai	Engineer Support	52.00	@	\$32.01		\$1,664.52
Johnathon Eichelberger	Engineer Support			\$26.02		
Kevin Keller	Engineer Support			\$39.49		
Ryan Yoshimura	Engineer Support			\$41.48		
Melissa Rodriguez	Engineer Support			\$32.38		
Stephanie Oslick	Environmental Planner			\$44.85		
Veronica Chan	Environmental Planner			\$27.30		
Larry Kuester	CADD Support			\$35.96		
Martha Garcia	Administrative Support	3.00	@	\$36.35		\$109.05
		TOTAL HOURS		111.00		
					TOTAL DIRECT LABOR	\$4,616.55

MULTIPLIERS		
ESCALATION @		
OVERHEAD @	(of Total Direct Labor + Escalation)	
PAYROLL ADDITIVES @	157.90% (of Total Direct Labor + Escalation)	\$7,289.53
TOTAL MULTIPLIERS		\$7,289.53

OTHER DIRECT EXPENSES *** Billed at Actual Cost ***					
ITEM	QUANTITY	UNIT	UNIT COST		AMOUNT
REPRODUCTION					
XEROX		SHEETS	\$0.10		
BLUELINE		SQUARE FEET	\$0.05		
MILEAGE		MILES	\$0.485		
MAILING / FED EX		LUMP SUM	\$100.00		
TOTAL OTHER DIRECT EXPENSES					

OUTSIDE SERVICES (w/o fee)					
COMPANY	LABOR	MULTIPLIER	EXPENSES		TOTAL
Earth Mechanics, Inc.					
Chambers Group					
Inland Aerial Surveys					
CNS Engineers					
Jones & Stokes					
Converse					
Aztec Engineering					
TOTAL OUTSIDE SERVICES					

FEES		
OUTSIDE SERVICES ADMIN FEE @	2.00% (of Total Outside Services & Outside Services Fees)	
PB AMERICAS, INC. @	010.00% (of Total Direct Labor + Total Multipliers(1.573))	\$1,187.84
TOTAL FEES		\$1,187.84
TOTAL COST		\$13,093.92

COST PROPOSAL WORKSHEET

COMPANY: PB AMERICAS, INC.	SCOPE OF WORK DATE PALM DRIVE - RETAINING WALL AT ABUTMENTS	DATE:	REV:
--------------------------------------	---	--------------	-------------

PROJECT: I-10 PALM DRIVE/GENE AUTRY TRAIL INTERCHANGE AND DATE PALM DRIVE INTERCHANGE PROJECTS	PHASE:
--	---------------

DIRECT LABOR

PERSONNEL	FUNCTION	HOURS		RATE	AMOUNT
Gary Wintergerst	Project Manager	26.00	@	\$69.42	\$1,804.92
Fure-lin Jeang	Senior Structure			\$61.15	
Jim Liao	Senior Structure	10.00	@	\$57.60	\$576.00
Larry Dodd	Structure Engineer	10.00		\$53.73	\$537.30
Marge Furiscal	Engineer			\$36.56	
Charlene Cassidy	Senior Engineer			\$41.41	
Courtney Otubuah	Engineer Support	54.00	@	\$38.27	\$2,066.58
Vikrant Sanghai	Engineer Support	104.00	@	\$32.01	\$3,329.04
Johnathon Eichelberger	Engineer Support			\$26.02	
Kevin Keller	Engineer Support			\$39.49	
Ryan Yoshimura	Engineer Support			\$41.48	
Melissa Rodriguez	Engineer Support			\$32.38	
Stephanie Oslick	Environmental Planner			\$44.85	
Veronica Chan	Environmental Planner			\$27.30	
Larry Kuester	CADD Support			\$35.96	
Martha Garcia	Administrative Support	4.50	@	\$36.35	\$163.58
TOTAL HOURS		208.50			
				TOTAL DIRECT LABOR	\$8,477.42

MULTIPLIERS

ESCALATION @		
OVERHEAD @	(of Total Direct Labor + Escalation)	
PAYROLL ADDITIVES @	157.90% (of Total Direct Labor + Escalation)	\$13,385.85
TOTAL MULTIPLIERS		\$13,385.85

OTHER DIRECT EXPENSES

*** Billed at Actual Cost ***

ITEM	QUANTITY	UNIT	UNIT COST	AMOUNT
REPRODUCTION				
XEROX		SHEETS	\$0.10	
BLUELINE		SQUARE FEET	\$0.05	
MILEAGE		MILES	\$0.485	
MAILING / FED EX		LUMP SUM	\$100.00	
TOTAL OTHER DIRECT EXPENSES				

OUTSIDE SERVICES (w/o fee)

COMPANY	LABOR	MULTIPLIER	EXPENSES	TOTAL
Earth Mechanics, Inc.				
Chambers Group				
Inland Aerial Surveys				
CNS Engineers				
Jones & Stokes				
Converse				
Aztec Engineering				
TOTAL OUTSIDE SERVICES				

FEES

OUTSIDE SERVICES ADMIN FEE @	2.00% (of Total Outside Services & Outside Services Fees)	
PB AMERICAS, INC. @	010.00% (of Total Direct Labor + Total Multipliers(1.573))	\$2,181.24
TOTAL FEES		\$2,181.24
TOTAL COST		\$24,044.51

COST PROPOSAL WORKSHEET

COMPANY: PB AMERICAS, INC.	SCOPE OF WORK DATE PALM DRIVE - WATER LINE RELOCATION	DATE:	REV:
PROJECT: I-10 PALM DRIVE/GENE AUTRY TRAIL INTERCHANGE AND DATE PALM DRIVE INTERCHANGE PROJECTS		PHASE:	

DIRECT LABOR

PERSONNEL	FUNCTION	HOURS		RATE	AMOUNT
Jamey Dye	Senior Engineer	18.00	@	\$70.50	\$1,269.00
Elias Elhazin	Lead Engineer	32.00	@	\$45.25	\$1,448.00
Courtney Otubuah	Engineer Support	12.00	@	\$38.27	\$459.24
Christa Campbell	CADD Operator	25.00	@	\$28.00	\$700.00
Martha Garcia	Administrative Support	4.50	@	\$36.35	\$163.58
TOTAL HOURS		91.50			
TOTAL DIRECT LABOR					\$4,039.82

MULTIPLIERS

ESCALATION @		
OVERHEAD @	(of Total Direct Labor + Escalation)	
PAYROLL ADDITIVES @	157.90% (of Total Direct Labor + Escalation)	\$6,378.88
TOTAL MULTIPLIERS		\$6,378.88

OTHER DIRECT EXPENSES

*** Billed at Actual Cost ***

ITEM	QUANTITY	UNIT	UNIT COST	AMOUNT
REPRODUCTION				
XEROX		SHEETS	\$0.10	
BLUELINE		SQUARE FEET	\$0.05	
MILEAGE		MILES	\$0.550	
MAILING / FED EX		LUMP SUM	\$15.00	
TOTAL OTHER DIRECT EXPENSES				

OUTSIDE SERVICES (w/o fee)

COMPANY	LABOR	MULTIPLIER	EXPENSES	TOTAL
Earth Mechanics, Inc.				
Chambers Group				
Inland Aerial Surveys				
CNS Engineers				
Jones & Stokes				
Converse				
Aztec Engineering				
TOTAL OUTSIDE SERVICES				

FEES

OUTSIDE SERVICES ADMIN FEE @	2.00% (of Total Outside Services & Outside Services Fees)	
PB AMERICAS, INC. @	010.00% (of Total Direct Labor + Total Multipliers(1.573))	\$1,039.45
TOTAL FEES		\$1,039.45
TOTAL COST		\$11,458.15

COST PROPOSAL WORKSHEET

COMPANY: PB AMERICAS, INC.	SCOPE OF WORK ASSISTANCE WITH MAINTENANCE AGREEMENT PALM DRIVE	DATE:	REV:
PROJECT: I-10 PALM DRIVE/GENE AUTRY TRAIL INTERCHANGE AND DATE PALM DRIVE INTERCHANGE PROJECTS		PHASE:	

DIRECT LABOR

PERSONNEL	FUNCTION	HOURS	@	RATE	AMOUNT
Gary Wintergerst	Project Manager	6.50	@	\$69.42	\$451.23
Martha Garcia	Administrative Support	1.50	@	\$36.35	\$54.53
TOTAL HOURS		8.00		TOTAL DIRECT LABOR	\$505.76

MULTIPLIERS

ESCALATION @		
OVERHEAD @	(of Total Direct Labor + Escalation)	
PAYROLL ADDITIVES @	157.90% (of Total Direct Labor + Escalation)	\$798.60
TOTAL MULTIPLIERS		\$798.60

OTHER DIRECT EXPENSES

*** Billed at Actual Cost ***

ITEM	QUANTITY	UNIT	UNIT COST	AMOUNT
REPRODUCTION				
XEROX		SHEETS	\$0.10	
BLUELINE		SQUARE FEET	\$0.05	
MILEAGE		MILES	\$0.550	
MAILING / FED EX		LUMP SUM	\$15.00	
TOTAL OTHER DIRECT EXPENSES				

OUTSIDE SERVICES (w/o fee)

COMPANY	LABOR	MULTIPLIER	EXPENSES	TOTAL
Earth Mechanics, Inc.				
Chambers Group				
Inland Aerial Surveys				
CNS Engineers				
Jones & Stokes				
Converse				
Aztec Engineering				
TOTAL OUTSIDE SERVICES				

FEES

OUTSIDE SERVICES ADMIN FEE @		2.00% (of Total Outside Services & Outside Services Fees)	
PB AMERICAS, INC. @		010.00% (of Total Direct Labor + Total Multipliers 1.573)	\$130.13
TOTAL FEES			\$130.13
TOTAL COST			\$1,434.49

COST PROPOSAL WORKSHEET

COMPANY: PB AMERICAS, INC.	SCOPE OF WORK PROJECT MANAGEMENT AND POTHOLING	DATE:	REV:
PROJECT: PROJECT MANAGEMENT SERVICES		PHASE:	

DIRECT LABOR

PERSONNEL	FUNCTION	HOURS	RATE	AMOUNT
Gary Wintergerst	Project Manager		\$69.42	
Martha Garcia	Administrative Support		\$36.90	
		TOTAL HOURS		TOTAL DIRECT LABOR

MULTIPLIERS

ESCALATION @		TOTAL MULTIPLIERS
OVERHEAD @	(of Total Direct Labor + Escalation)	
PAYROLL ADDITIVES @	161.30% (of Total Direct Labor + Escalation)	

OTHER DIRECT EXPENSES

*** Billed at Actual Cost ***

ITEM	QUANTITY	UNIT	UNIT COST	AMOUNT
REPRODUCTION				
XEROX		SHEETS	\$0.10	
BLUELINE		SQUARE FEET	\$0.05	
MILEAGE		MILES	\$0.550	
MAILING / FED EX		LUMP SUM	\$15.00	
				TOTAL OTHER DIRECT EXPENSES

OUTSIDE SERVICES (w/o fee)

COMPANY	LABOR	MULTIPLIER	EXPENSES	TOTAL
Earth Mechanics, Inc.				
Chambers Group				
Inland Aerial Surveys				
CNS Engineers				
Jones & Stokes				
Converse				
Aztec Engineering				\$10,600.00
				TOTAL OUTSIDE SERVICES
				\$10,600.00

FEES

OUTSIDE SERVICES ADMIN FEE @	2.00% (of Total Outside Services & Outside Services Fees)	\$212.00
PB AMERICAS, INC. @	010.00% (of Total Direct Labor + Total Multipliers(1.609))	
		TOTAL FEES
		\$212.00
		TOTAL COST
		\$10,812.00

COST PROPOSAL WORKSHEET

COMPANY: PB AMERICAS, INC.	SCOPE OF WORK DATE PALM DRIVE - ADDITIONAL DRAINAGE DESIGN	DATE:	REV:
PROJECT: I-10 PALM DRIVE/GENE AUTRY TRAIL INTERCHANGE AND DATE PALM DRIVE INTERCHANGE PROJECTS		PHASE:	

DIRECT LABOR

PERSONNEL	FUNCTION	HOURS		RATE	AMOUNT
Gary Wintergerst	Project Manager	12.00	@	\$69.42	\$833.04
Fure-lin Jeang	Senior Structure			\$61.15	
Jim Liao	Senior Structure			\$57.60	
Larry Dodd	Structure Engineer			\$53.73	
Marge Furiscal	Engineer			\$36.56	
Charlene Cassidy	Senior Engineer	48.00	@	\$41.41	\$1,987.68
Courtney Otubuah	Engineer Support			\$38.27	
Vikrant Sanghai	Engineer Support			\$32.01	
Johnathon Eichelberger	Engineer Support	42.00	@	\$26.02	\$1,092.84
Kevin Keller	Engineer Support			\$39.49	
Ryan Yoshimura	Engineer Support			\$41.48	
Melissa Rodriguez	Engineer Support			\$32.38	
Stephanie Oslick	Environmental Planner			\$44.85	
Veronica Chan	Environmental Planner			\$27.30	
Larry Kuester	CADD Support			\$35.96	
Martha Garcia	Administrative Support	4.00	@	\$36.35	\$145.40
TOTAL HOURS		106.00			
TOTAL DIRECT LABOR					\$4,058.96

MULTIPLIERS

ESCALATION @		
OVERHEAD @	(of Total Direct Labor + Escalation)	
PAYROLL ADDITIVES @	157.90% (of Total Direct Labor + Escalation)	\$6,409.10
TOTAL MULTIPLIERS		\$6,409.10

OTHER DIRECT EXPENSES

*** Billed at Actual Cost ***

ITEM	QUANTITY	UNIT		UNIT COST	AMOUNT
REPRODUCTION					
XEROX	250	SHEETS @		\$0.10	\$25.00
BLUELINE		SQUARE FEET		\$0.05	
MILEAGE	80	MILES @		\$0.485	\$38.80
MAILING / FED EX		LUMP SUM		\$100.00	
TOTAL OTHER DIRECT EXPENSES					\$63.80

OUTSIDE SERVICES (w/o fee)

COMPANY	LABOR	MULTIPLIER	EXPENSES	TOTAL
Earth Mechanics, Inc.				
Chambers Group				
Inland Aerial Surveys				
CNS Engineers				
Jones & Stokes				
Converse				
Aztec Engineering				
TOTAL OUTSIDE SERVICES				

FEES

OUTSIDE SERVICES ADMIN FEE @	2.00% (of Total Outside Services & Outside Services Fees)	
PB AMERICAS, INC. @	010.00% (of Total Direct Labor + Total Multipliers(1.573))	\$1,044.37
TOTAL FEES		\$1,044.37
TOTAL COST		\$11,576.23

COST PROPOSAL WORKSHEET

COMPANY: PB AMERICAS, INC.	SCOPE OF WORK EXPANSION OF LIFE CYCLE COST ANALYSIS	DATE:	REV:
--------------------------------------	---	--------------	-------------

PROJECT: I-10 PALM DRIVE/GENE AUTRY TRAIL INTERCHANGE AND DATE PALM DRIVE INTERCHANGE PROJECTS	PHASE:
--	---------------

DIRECT LABOR

PERSONNEL	FUNCTION	HOURS		RATE	AMOUNT
Jamey Dye	Project Manager	6.00	@	\$69.42	\$416.52
Gary Wintergerst	Project Manager	40.00	@	\$69.42	\$2,776.80
Martha Garcia	Administrative Support			\$36.35	
Christa Campbell	CADD Support	10.00	@	\$28.00	\$280.00
		TOTAL HOURS			\$3,473.32
				TOTAL DIRECT LABOR	\$3,473.32

MULTIPLIERS

ESCALATION @		
OVERHEAD @	(of Total Direct Labor + Escalation)	
PAYROLL ADDITIVES @	157.90% (of Total Direct Labor + Escalation)	\$5,484.37
TOTAL MULTIPLIERS		\$5,484.37

OTHER DIRECT EXPENSES

*** Billed at Actual Cost ***

ITEM	QUANTITY	UNIT		UNIT COST	AMOUNT
REPRODUCTION					
XEROX		SHEETS		\$0.10	
BLUELINE		SQUARE FEET		\$0.05	
MILEAGE	60	MILES	@	\$0.550	\$33.00
MAILING / FED EX		LUMP SUM		\$15.00	
TOTAL OTHER DIRECT EXPENSES					\$33.00

OUTSIDE SERVICES (w/o fee)

COMPANY	LABOR	MULTIPLIER	EXPENSES	TOTAL
Earth Mechanics, Inc.				
Chambers Group				
Inland Aerial Surveys				
CNS Engineers				
Jones & Stokes				
Converse				
Aztec Engineering				
TOTAL OUTSIDE SERVICES				

FEES

OUTSIDE SERVICES ADMIN FEE @	2.00% (of Total Outside Services & Outside Services Fees)	
PB AMERICAS, INC. @	010.00% (of Total Direct Labor + Total Multipliers(1.573))	\$893.69
TOTAL FEES		\$893.69
TOTAL COST		\$9,884.39

COST PROPOSAL WORKSHEET

COMPANY: CNS Engineers Inc.	SCOPE OF WORK PALM DRIVE AESTHETIC DESIGN	DATE:	REV:
---------------------------------------	---	--------------	-------------

PROJECT: I-10 PALM DRIVE/GENE AUTRY TRAIL INTERCHANGE AND DATE PALM DRIVE INTERCHANGE PROJECTS	PHASE:
--	---------------

DIRECT LABOR

PERSONNEL	FUNCTION	HOURS		RATE	AMOUNT
James Lu	Project Manager	80.00	@	\$110.00	\$8,800.00
Q. Nguyen	Senior Bridge Engineer	76.00	@	\$68.00	\$5,168.00
		TOTAL HOURS			\$13,968.00

MULTIPLIERS

ESCALATION @	
OVERHEAD @	(of Total Direct Labor + Escalation)
PAYROLL ADDITIVES @	(of Total Direct Labor + Escalation)
TOTAL MULTIPLIERS	

OTHER DIRECT EXPENSES

*** Billed at Actual Cost ***

ITEM	QUANTITY	UNIT		UNIT COST	AMOUNT
REPRODUCTION					
XEROX	1	LUMP SUM	@	\$100.00	\$100.00
BLUELINE		SQUARE FEET		\$0.05	
MILEAGE		MILES		\$0.550	
MAILING / FED EX		LUMP SUM		\$15.00	
TOTAL OTHER DIRECT EXPENSES					\$100.00

OUTSIDE SERVICES (w/o fee)

COMPANY	LABOR	MULTIPLIER	EXPENSES	TOTAL
CADD Drafting Support				\$2,240.00
TOTAL OUTSIDE SERVICES				\$2,240.00

FEES

OUTSIDE SERVICES ADMIN FEE @	(of Total Outside Services & Outside Services Fees)	
CNS ENGINEERS INC. @	(of Total Direct Labor + Total Multipliers(1.573))	
TOTAL FEES		
TOTAL COST		\$16,308.00

COST PROPOSAL WORKSHEET

COMPANY: PB AMERICAS, INC.	SCOPE OF WORK CHANGES IN SIGNAL CONFIGURATION EDISON SERVICE LINES	DATE:	REV:
PROJECT: I-10 PALM DRIVE/GENE AUTRY TRAIL INTERCHANGE AND DATE PALM DRIVE INTERCHANGE PROJECTS		PHASE:	

DIRECT LABOR

PERSONNEL	FUNCTION	HOURS	@	RATE	AMOUNT
Gary Wintergerst	Project Manager	7.50	@	\$69.42	\$520.65
Martha Garcia	Administrative Support			\$36.35	
Robert Stone	Engineer Support	142.50	@	\$48.70	\$6,939.75
Marcianna Terry	CADD Support	162.00	@	\$26.25	\$4,252.50
TOTAL HOURS		312.00			
				TOTAL DIRECT LABOR	\$11,712.90

MULTIPLIERS

ESCALATION @		
OVERHEAD @	(of Total Direct Labor + Escalation)	
PAYROLL ADDITIVES @	157.90% (of Total Direct Labor + Escalation)	\$18,494.67
TOTAL MULTIPLIERS		\$18,494.67

OTHER DIRECT EXPENSES

*** Billed at Actual Cost ***

ITEM	QUANTITY	UNIT	UNIT COST	AMOUNT
REPRODUCTION				
XEROX		SHEETS	\$0.10	
BLUELINE		SQUARE FEET	\$0.05	
MILEAGE		MILES	\$0.550	
MAILING / FED EX		LUMP SUM	\$15.00	
TOTAL OTHER DIRECT EXPENSES				

OUTSIDE SERVICES (w/o fee)

COMPANY	LABOR	MULTIPLIER	EXPENSES	TOTAL
Earth Mechanics, Inc.				
Chambers Group				
Inland Aerial Surveys				
CNS Engineers				
Jones & Stokes				
Converse				
Aztec Engineering				
TOTAL OUTSIDE SERVICES				

FEES

OUTSIDE SERVICES ADMIN FEE @	2.00% (of Total Outside Services & Outside Services Fees)	
PB AMERICAS, INC. @	010.00% (of Total Direct Labor + Total Multipliers(1.573))	\$3,013.73
TOTAL FEES		\$3,013.73
TOTAL COST		\$33,221.30

**Write Off
\$13,221.30**

COST PROPOSAL WORKSHEET

COMPANY: PB AMERICAS, INC.	SCOPE OF WORK FLOOD PLAIN MINI STUDY	DATE:	REV:
PROJECT: I-10 PALM DRIVE/GENE AUTRY TRAIL INTERCHANGE AND DATE PALM DRIVE INTERCHANGE PROJECTS		PHASE:	

DIRECT LABOR

PERSONNEL	FUNCTION	HOURS		RATE	AMOUNT
Gary Wintergerst	Project Manager	6.00	@	\$69.42	\$416.52
Martha Garcia	Administrative Support	2.50	@	\$36.35	\$90.88
Jamey Dye	Senior Engineer	8.00	@	\$70.50	\$564.00
Jarrod Miller	Engineer II - Hydrologist	23.00	@	\$36.82	\$846.86
TOTAL HOURS		39.50			\$1,918.26

MULTIPLIERS

ESCALATION @		
OVERHEAD @	(of Total Direct Labor + Escalation)	
PAYROLL ADDITIVES @	157.90% (of Total Direct Labor + Escalation)	\$3,028.93
TOTAL MULTIPLIERS		\$3,028.93

OTHER DIRECT EXPENSES

*** Billed at Actual Cost ***

ITEM	QUANTITY	UNIT		UNIT COST	AMOUNT
REPRODUCTION					
XEROX		SHEETS		\$0.10	
BLUELINE		SQUARE FEET		\$0.05	
MILEAGE	80	MILES	@	\$0.550	\$44.00
MAILING / FED EX		LUMP SUM		\$15.00	
TOTAL OTHER DIRECT EXPENSES					\$44.00

OUTSIDE SERVICES (w/o fee)

COMPANY	LABOR	MULTIPLIER	EXPENSES	TOTAL
Earth Mechanics, Inc.				
Chambers Group				
Inland Aerial Surveys				
CNS Engineers				
Jones & Stokes				
Converse				
Aztec Engineering				
TOTAL OUTSIDE SERVICES				

FEES

OUTSIDE SERVICES ADMIN FEE @	2.00% (of Total Outside Services & Outside Services Fees)	
PB AMERICAS, INC. @	010.00% (of Total Direct Labor + Total Multipliers(1.573))	\$493.57
TOTAL FEES		\$493.57
TOTAL COST		\$5,484.76

COST PROPOSAL WORKSHEET

COMPANY:	SCOPE OF WORK	DATE:	REV:
PB AMERICAS, INC.	FLOOD PLAIN ELEVATION STUDY		

PROJECT:	PHASE:
I-10 PALM DRIVE/GENE AUTRY TRAIL INTERCHANGE AND DATE PALM DRIVE INTERCHANGE PROJECTS	

DIRECT LABOR

PERSONNEL	FUNCTION	HOURS		RATE	AMOUNT
Jamey Dye	Senior Engineer	26.00	@	\$70.50	\$1,833.00
Gary Wintergerst	Project Manager	20.00	@	\$69.42	\$1,388.40
Martha Garcia	Administrative Support	5.00	@	\$36.35	\$181.75
Jarrold Miller	Engineer II - Hydrologist	80.00	@	\$36.82	\$2,945.60
		TOTAL HOURS			\$6,348.75
				TOTAL DIRECT LABOR	\$6,348.75

MULTIPLIERS

ESCALATION @		
OVERHEAD @	(of Total Direct Labor + Escalation)	
PAYROLL ADDITIVES @	157.90% (of Total Direct Labor + Escalation)	\$10,024.68
TOTAL MULTIPLIERS		\$10,024.68

OTHER DIRECT EXPENSES

*** Billed at Actual Cost ***

ITEM	QUANTITY	UNIT	UNIT COST	AMOUNT
REPRODUCTION				
XEROX		SHEETS	\$0.10	
BLUELINE		SQUARE FEET	\$0.05	
MILEAGE		MILES	\$0.550	
MAILING / FED EX		LUMP SUM	\$15.00	
TOTAL OTHER DIRECT EXPENSES				

OUTSIDE SERVICES (w/o fee)

COMPANY	LABOR	MULTIPLIER	EXPENSES	TOTAL
Earth Mechanics, Inc.				
Chambers Group				
Inland Aerial Surveys				
CNS Engineers				
Jones & Stokes				
Converse				
Aztec Engineering				
TOTAL OUTSIDE SERVICES				

FEES

OUTSIDE SERVICES ADMIN FEE @	2.00% (of Total Outside Services & Outside Services Fees)	
PB AMERICAS, INC. @	010.00% (of Total Direct Labor + Total Multipliers(1.573))	\$1,633.53
TOTAL FEES		\$1,633.53
TOTAL COST		\$18,006.96

COST PROPOSAL WORKSHEET

COMPANY:	SCOPE OF WORK	DATE:	REV:
PB AMERICAS, INC.	SUPPORT OF ENVIRONMENTAL REVALIDATION		
PROJECT:		PHASE:	
I-10 PALM DRIVE/GENE AUTRY TRAIL INTERCHANGE AND DATE PALM DRIVE INTERCHANGE PROJECTS			

DIRECT LABOR

PERSONNEL	FUNCTION	HOURS		RATE	AMOUNT
Gary Wintergerst	Project Manager	3.00	@	\$69.42	\$208.26
Martha Garcia	Administrative Support	0.50	@	\$36.35	\$18.18
Jamey Dye	Senior Engineer	1.00	@	\$70.50	\$70.50
Courtney Otubuah	Engineer Support	10.00	@	\$38.27	\$382.70
Christa Campbell	CADD Support	4.00	@	\$28.00	\$112.00
Michael Lieu	Environmental	3.00	@	\$31.53	\$94.59
TOTAL HOURS		21.50			
TOTAL DIRECT LABOR					\$886.23

MULTIPLIERS

ESCALATION @		
OVERHEAD @	(of Total Direct Labor + Escalation)	
PAYROLL ADDITIVES @	157.90% (of Total Direct Labor + Escalation)	\$1,399.36
TOTAL MULTIPLIERS		\$1,399.36

OTHER DIRECT EXPENSES

*** Billed at Actual Cost ***

ITEM	QUANTITY	UNIT	UNIT COST	AMOUNT
REPRODUCTION				
XEROX		SHEETS	\$0.10	
BLUELINE		SQUARE FEET	\$0.05	
MILEAGE		MILES	\$0.550	
MAILING / FED EX		LUMP SUM	\$15.00	
TOTAL OTHER DIRECT EXPENSES				

OUTSIDE SERVICES (w/o fee)

COMPANY	LABOR	MULTIPLIER	EXPENSES	TOTAL
Earth Mechanics, Inc.				
Chambers Group				
Inland Aerial Surveys				
CNS Engineers				
Jones & Stokes				
Converse				
Aztec Engineering				
TOTAL OUTSIDE SERVICES				

FEES

OUTSIDE SERVICES ADMIN FEE @	2.00% (of Total Outside Services & Outside Services Fees)	
PB AMERICAS, INC. @	010.00% (of Total Direct Labor + Total Multipliers(1.573))	\$228.03
TOTAL FEES		\$228.03
TOTAL COST		\$2,513.62

COST PROPOSAL WORKSHEET

COMPANY: PB AMERICAS, INC.	SCOPE OF WORK IRRIGATION	DATE:	REV:
PROJECT: I-10 / PALM DRIVE / GENE AUTRY TRAIL INTERCHANGE AND DATE PALM INTERCHANGES		PHASE:	

DIRECT LABOR

PERSONNEL	FUNCTION	HOURS	RATE	AMOUNT
Gary Wintergerst	Project Manager		\$69.42	
Jamey Dye	Engineer Support	1.0 @	\$71.20	\$71.20
Courtney Otubuah	Engineer Support	2.0 @	\$39.80	\$79.60
Elias Elhazan	CADD Support	24.0 @	\$46.16	\$1,107.84
Marcianna Terry	CADD Support	10.5 @	\$26.25	\$275.63
TOTAL HOURS		37.5	TOTAL DIRECT LABOR	\$1,534.27

MULTIPLIERS

ESCALATION @	(Rate)	
OVERHEAD @	(of Total Direct Labor + Escalation)	
PAYROLL ADDITIVES @	161.30% (of Total Direct Labor + Escalation)	\$2,474.77
TOTAL MULTIPLIERS		\$2,474.78

OTHER DIRECT EXPENSES

*** Billed at Actual Cost ***

ITEM	QUANTITY	UNIT	UNIT COST	AMOUNT
REPRODUCTION				
XEROX		SHEETS	\$0.10	
BLUELINE		SQUARE FEET	\$0.05	
MILEAGE		MILES	\$0.550	
MAILING / FED EX		LUMP SUM	\$1,000.00	
TOTAL OTHER DIRECT EXPENSES				

OUTSIDE SERVICES (w/o fee)

COMPANY	LABOR	MULTIPLIER	EXPENSES	TOTAL
Earth Mechanics, Inc.				
Chambers Group				
Inland Aerial Surveys				
CNS Engineers				
TOTAL OUTSIDE SERVICES				

FEES

OUTSIDE SERVICES ADMIN FEE @	2.00% (of Total Outside Services & Outside Services Fees)	
PB AMERICAS, INC. @	010.00% (of Total Direct Labor + Total Multipliers(1.609))	\$400.29
TOTAL FEES		\$400.29
TOTAL COST		\$4,409.34

COST PROPOSAL WORKSHEET

COMPANY: CNS Engineers Inc.	SCOPE OF WORK PALM DRIVE CONSTRUCTION SUPPORT	DATE:	REV:
PROJECT: I-10 PALM DRIVE/GENE AUTRY TRAIL INTERCHANGE AND DATE PALM DRIVE INTERCHANGE PROJECTS		PHASE:	

DIRECT LABOR

PERSONNEL	FUNCTION	HOURS		RATE	AMOUNT
James Lu	Project Manager	65.00	@	\$60.50	\$3,932.50
Q. Nguyen	Senior Bridge Engineer	120.00	@	\$40.00	\$4,800.00
Lalit Maharjan	Bridge Designer	82.00	@	\$33.50	\$2,747.00
TOTAL HOURS		267.00			TOTAL DIRECT LABOR \$11,479.50

MULTIPLIERS

ESCALATION @	5.00%	\$573.98
OVERHEAD @	(of Total Direct Labor + Escalation)	
PAYROLL ADDITIVES @	137.07% (of Total Direct Labor + Escalation)	\$16,521.71
TOTAL MULTIPLIERS		\$17,095.69

OTHER DIRECT EXPENSES

*** Billed at Actual Cost ***

ITEM	QUANTITY	UNIT		UNIT COST	AMOUNT
REPRODUCTION					
XEROX	1	LUMP SUM	@	\$250.00	\$250.00
BLUELINE		SQUARE FEET		\$0.05	
MILEAGE	1545	MILES	@	\$0.550	\$849.75
MAILING / FED EX	1	LUMP SUM	@	\$450.00	\$450.00
TOTAL OTHER DIRECT EXPENSES					\$1,550.00

OUTSIDE SERVICES (w/o fee)

COMPANY	LABOR	MULTIPLIER	EXPENSES	TOTAL
TOTAL OUTSIDE SERVICES				

FEES

OUTSIDE SERVICES ADMIN FEE @	(of Total Outside Services & Outside Services Fees)	
CNS ENGINEERS INC. @	010.00% (of Total Direct Labor + Total Multipliers(1.573))	\$2,857.52
TOTAL FEES		\$2,857.52
TOTAL COST		\$32,982.71

COST PROPOSAL WORKSHEET

COMPANY: CNS Engineers Inc.	SCOPE OF WORK DATE PALM DRIVE AESTHETIC DESIGN	DATE:	REV:
PROJECT: I-10 PALM DRIVE/GENE AUTRY TRAIL INTERCHANGE AND DATE PALM DRIVE INTERCHANGE PROJECTS		PHASE:	

DIRECT LABOR

PERSONNEL	FUNCTION	HOURS		RATE	AMOUNT
James Lu	Project Manager	105.00	@	\$60.50	\$6,352.50
O. Nguyen	Senior Bridge Engineer	150.00	@	\$40.00	\$6,000.00
Lalit Maharjan	Bridge Designer	100.00	@	\$33.50	\$3,350.00
TOTAL HOURS		355.00			TOTAL DIRECT LABOR \$15,702.50

MULTIPLIERS

ESCALATION @	5.00%	\$785.13
OVERHEAD @	(of Total Direct Labor + Escalation)	
PAYROLL ADDITIVES @	137.07% (of Total Direct Labor + Escalation)	\$22,599.59
TOTAL MULTIPLIERS		\$23,384.72

OTHER DIRECT EXPENSES

*** Billed at Actual Cost ***

ITEM	QUANTITY	UNIT		UNIT COST	AMOUNT
REPRODUCTION					
XEROX	1	LUMP SUM	@	\$300.00	\$300.00
BLUELINE		SQUARE FEET		\$0.05	
MILEAGE	2364	MILES	@	\$0.550	\$1,300.20
MAILING / FED EX	1	LUMP SUM	@	\$500.00	\$500.00
TOTAL OTHER DIRECT EXPENSES					\$2,100.00

OUTSIDE SERVICES (w/o fee)

COMPANY	LABOR	MULTIPLIER	EXPENSES	TOTAL
TOTAL OUTSIDE SERVICES				

FEES

OUTSIDE SERVICES ADMIN FEE @	(of Total Outside Services & Outside Services Fees)	
CNS ENGINEERS INC. @	010.00% (of Total Direct Labor + Total Multipliers(1.573))	\$3,908.72
TOTAL FEES		\$3,908.72
TOTAL COST		\$45,095.94