

FORM APPROVED COUNTY COUNSEL
 BY: JINNY YANG 6/9/10
 DATE

240



**SUBMITTAL TO THE BOARD OF SUPERVISORS
 COUNTY OF RIVERSIDE, STATE OF CALIFORNIA**

FROM: Community Health Agency/Department of Environmental Health

SUBMITTAL DATE:
 June 10, 2010

SUBJECT: Annual Rate Adjustment to the Waste Collection Agreements for Unincorporated Areas in Riverside County

RECOMMENDED MOTION:

Receive and file the attached waste collection rate sheets (Attachment 1) reflecting the annual adjustment.

BACKGROUND:

Waste Collection Franchise Agreements covering all unincorporated portions of Riverside County were phased in between 1997 and 1999. In each of the thirteen Franchise Agreements there is a provision for an adjustment of the rates the customers are charged for regular services, to be implemented annually in July. The adjustment allows a "pass through" for any changes to landfill or transfer station fees, and a cost of living increase, based on the Consumer Price Index ("CPI"), for the balance of the rate.

(continued)

Steve Van Stockum

SVS:JSW

Steve Van Stockum, Director

| | | | | |
|-----------------------|-------------------------------|------|-------------------------|-------|
| FINANCIAL DATA | Current F.Y. Total Cost: | \$ 0 | In Current Year Budget: | N/A |
| | Current F.Y. Net County Cost: | \$ 0 | Budget Adjustment: | N/A |
| | Annual Net County Cost: | \$ 0 | For Fiscal Year: | 10/11 |

SOURCE OF FUNDS: N/A

| | |
|----------------------------------|--------------------------|
| Positions To Be Deleted Per A-30 | <input type="checkbox"/> |
| Requires 4/5 Vote | <input type="checkbox"/> |

C.E.O. RECOMMENDATION:

APPROVE

BY: *Debra Cournoyer*
 Debra Cournoyer

County Executive Office Signature

FISCAL PROCEDURES APPROVED
 ROBERT E. BYRD, AUDITOR-CONTROLLER
 BY: *Russell Dominick* 6/10/10
 Departmental Concurrence

Dept's Recomm.: Consent Policy
 Per Exec. Ofc.: Consent Policy

EXECUTIVE
OFFICE

10 JUN 10 AM 11: 27

COUNTY OF RIVERSIDE

RECEIVED RIVERSIDE COUNTY
CLERK OF SUPERIOR COURT
2010 JUN 15 AM 11: 07



All non-disposal costs were adjusted by the Consumer Price Index for All Urban Consumers (CPI-U) for the Los Angeles/Anaheim/Riverside Metropolitan Area, as published by the United States Department of Labor, Bureau of Labor Statistics. The proposed rates implement the adjustment methodology using a CPI of 1.8% for the twelve (12) month period December 2008 through December 2009. Some of the haulers have requested new rates for some new services that have been added.

These rate adjustments were approved at the Public Hearing conducted on June 8, 2010. At that time, the Board of Supervisors resolved, per Resolution No. 2010-115, that the increased waste rates specifying the new rate for each service area be received and filed to the Clerk of the Board no later than July 30, 2010.

FISCAL

The approval of this change will result in no cost to the County. The implementation expenses are borne by the franchisee.



Tip Fee Increase 0.00%
 Fuel Surcharge 0.0%
 CPI 1.8%

Area 1A

| | Current Total | Current Service | Adjustment to Service | Current Landfill | Adjustment to Landfill | Adjusted Total |
|--------------------------------------|---------------|-----------------|-----------------------|------------------|------------------------|----------------|
| Residential Services | | | | | | |
| <i>Non- Comprehensive Collection</i> | | | | | | |
| Regular | \$19.95 | \$15.36 | \$0.28 | \$4.59 | \$0.00 | \$20.23 |
| Senior | \$17.97 | \$13.38 | \$0.24 | \$4.59 | \$0.00 | \$18.21 |
| Hard to Service | \$34.71 | \$30.12 | \$0.54 | \$4.59 | \$0.00 | \$35.25 |
| Extra Container | \$6.52 | \$3.94 | \$0.07 | \$2.58 | \$0.00 | \$6.59 |
| Green Waste | \$3.84 | \$2.96 | \$0.05 | \$0.88 | \$0.00 | \$3.89 |
| <i>Comprehensive Collection</i> | | | | | | |
| Regular | \$19.59 | \$15.00 | \$0.27 | \$4.59 | \$0.00 | \$19.86 |
| Senior | \$17.68 | \$13.09 | \$0.24 | \$4.59 | \$0.00 | \$17.92 |
| Hard to Service | \$34.44 | \$29.85 | \$0.54 | \$4.59 | \$0.00 | \$34.98 |
| Extra Container | \$6.17 | \$3.65 | \$0.07 | \$2.52 | \$0.00 | \$6.24 |
| Green Waste | \$3.76 | \$2.89 | \$0.05 | \$0.87 | \$0.00 | \$3.81 |
| <i>Residential Bins</i> | | | | | | |
| bin size (cu. yd.) | frequency | | | | | |
| 2 | 1 | \$76.93 | \$58.32 | \$1.05 | \$18.61 | \$77.98 |
| | 2 | \$153.76 | \$116.55 | \$2.10 | \$37.21 | \$155.86 |
| 3 | 1 | \$104.09 | \$76.18 | \$1.37 | \$27.91 | \$105.46 |
| | 2 | \$208.16 | \$152.34 | \$2.74 | \$55.82 | \$210.90 |



Area 1A

CPI 1.8%

Other Residential Services

| | Current Total | Current Service | Adjustment to Service | Current Landfill | Adjustment to Landfill | Adjusted Total |
|---|---------------|-----------------|-----------------------|------------------|----------------------------|---------------------------|
| Back Yard/Side Yard Collection | \$15.83 | \$15.83 | \$0.28 | | | \$16.11 per month |
| Extra Recycling Cart | \$2.57 | \$2.57 | \$0.05 | | | \$2.62 per month |
| Extra Green Waste Cart | \$5.14 | \$4.27 | \$0.08 | \$0.87 | | \$5.22 per month |
| Exchanges (in excess of 1 per year) | \$15.83 | \$15.83 | \$0.28 | | | \$16.11 |
| Redelivery Fee for Roll Cart | \$19.78 | \$19.78 | \$0.36 | | | \$20.14 |
| Reinstatement Fee | \$19.78 | \$19.78 | \$0.36 | | | \$20.14 |
| Scout Service | | | | | 1.5 times residential rate | |
| Residential clean-up (\$50.00 minimum per below) | | | | | | |
| Labor | \$46.13 | \$46.13 | \$0.83 | | | \$46.96 per man /per hour |
| Forklift | \$65.91 | \$65.91 | \$1.19 | | | \$67.10 per hour |
| Chainsaw | \$32.95 | \$32.95 | \$0.59 | | | \$33.54 per hour |
| | \$0.00 | | | | | |
| Bulky Item Collection | \$19.78 | \$19.78 | \$0.36 | | | \$20.14 |
| CFC Removal Fee | \$26.36 | \$26.36 | \$0.47 | | | \$26.83 |
| Electronic Waste | \$30.01 | \$30.01 | \$0.54 | | | \$30.55 |
| Residential Account Set-Up | \$13.67 | \$13.67 | \$0.25 | | | \$13.92 |



Area 1A

CPI 1.8%

(Both Comprehensive and Non-comprehensive)

| bin size (cu. yd.) | frequency | Current Total | Current Service | Adjustment to Service | Current Landfill | Adjustment to Landfill | Adjusted Total |
|--------------------|-----------|---------------|-----------------|-----------------------|------------------|------------------------|----------------|
| 2 | 1 | \$82.64 | \$65.40 | \$1.18 | \$17.24 | \$0.00 | \$83.82 |
| | 2 | \$165.28 | \$130.80 | \$2.35 | \$34.48 | \$0.00 | \$167.63 |
| | 3 | \$247.91 | \$196.20 | \$3.53 | \$51.71 | \$0.00 | \$251.44 |
| | 4 | \$330.57 | \$261.62 | \$4.71 | \$68.95 | \$0.00 | \$335.28 |
| | 5 | \$413.21 | \$327.02 | \$5.89 | \$86.19 | \$0.00 | \$419.10 |
| | 6 | \$495.85 | \$392.42 | \$7.06 | \$103.43 | \$0.00 | \$502.91 |
| 3 | 1 | \$114.20 | \$88.35 | \$1.59 | \$25.85 | \$0.00 | \$115.79 |
| | 2 | \$221.56 | \$169.85 | \$3.06 | \$51.71 | \$0.00 | \$224.62 |
| | 3 | \$332.33 | \$254.77 | \$4.59 | \$77.56 | \$0.00 | \$336.92 |
| | 4 | \$443.10 | \$339.67 | \$6.11 | \$103.43 | \$0.00 | \$449.21 |
| | 5 | \$553.87 | \$424.59 | \$7.64 | \$129.28 | \$0.00 | \$561.51 |
| | 6 | \$664.66 | \$509.52 | \$9.17 | \$155.14 | \$0.00 | \$673.83 |
| 4 | 1 | \$156.03 | \$121.55 | \$2.19 | \$34.48 | \$0.00 | \$158.22 |
| | 2 | \$312.09 | \$243.14 | \$4.38 | \$68.95 | \$0.00 | \$316.47 |
| | 3 | \$468.12 | \$364.69 | \$6.56 | \$103.43 | \$0.00 | \$474.68 |
| | 4 | \$624.15 | \$486.25 | \$8.75 | \$137.90 | \$0.00 | \$632.90 |
| | 5 | \$780.21 | \$607.83 | \$10.94 | \$172.38 | \$0.00 | \$791.15 |
| | 6 | \$936.25 | \$729.40 | \$13.13 | \$206.85 | \$0.00 | \$949.38 |
| 6 | 1 | \$216.44 | \$173.35 | \$3.12 | \$43.09 | \$0.00 | \$219.56 |
| | 2 | \$432.91 | \$346.72 | \$6.24 | \$86.19 | \$0.00 | \$439.15 |
| | 3 | \$649.36 | \$520.08 | \$9.36 | \$129.28 | \$0.00 | \$658.72 |
| | 4 | \$865.79 | \$693.41 | \$12.48 | \$172.38 | \$0.00 | \$878.27 |
| | 5 | \$1,082.25 | \$866.79 | \$15.60 | \$215.46 | \$0.00 | \$1,097.85 |
| | 6 | \$1,298.69 | \$1,040.13 | \$18.72 | \$258.56 | \$0.00 | \$1,317.41 |

C o m m e r c i a l B i n s



Area 1A

CPI 1.8%

Other Services

Manure Bin rate

| bin size (cu. yd.) | frequency | Current Total | Current Service | Adjustment to Service | Current Landfill | Adjustment to Landfill | Adjusted Total |
|--------------------|-----------|---------------|-----------------|-----------------------|------------------|------------------------|----------------|
| 2 | 1 | \$125.71 | \$107.90 | \$1.94 | \$17.81 | \$0.00 | \$127.65 |
| 3 | 1 | \$163.41 | \$136.70 | \$2.46 | \$26.71 | \$0.00 | \$165.87 |

Roll-offs.

| | | | | | | | |
|----------------------------|----------|----------|--------|--|--|--|---------------------------------|
| 10 to 40 cubic yard | \$246.85 | \$246.85 | \$4.44 | | | | \$251.29 per pull plus disposal |
| Roll off compactor: | \$311.47 | \$311.47 | \$5.61 | | | | \$317.08 per pull plus disposal |
| Minimum Pull Charge | \$225.34 | \$225.34 | \$4.06 | | | | \$229.40 |

Commercial Bin Push Charges

| Dismount Distance (in feet) | Current Total | Current Service | Adjustment to Service | Current Landfill | Adjustment to Landfill | Adjusted Total |
|-----------------------------|---------------|-----------------|-----------------------|------------------|------------------------|----------------|
| 0 to 25' | No Charge | | | | | No Charge |
| 26 to 50 | \$9.65 | \$9.65 | \$0.17 | | | \$9.82 |
| 51 to 75 | \$12.41 | \$12.41 | \$0.22 | | | \$12.63 |
| 76 to 100 | \$13.80 | \$13.80 | \$0.25 | | | \$14.05 |

Additional Roll off fees

| | | | | | | |
|------------|---------|---------|--------|--|--|---------|
| Delivery | \$80.25 | \$80.25 | \$1.44 | | | \$81.69 |
| Extra Trip | \$80.25 | \$80.25 | \$1.44 | | | \$81.69 |
| Relocation | \$80.25 | \$80.25 | \$1.44 | | | \$81.69 |

Commercial and Industrial Bulky Item Service

| | | | | | | |
|-----------------------|---------|---------|--------|--|--|---------|
| first item | \$34.00 | \$34.00 | \$0.61 | | | \$34.61 |
| second and third item | \$20.39 | \$20.39 | \$0.37 | | | \$20.76 |



CPI 1.8%

Area 1A

| | Current Total | Current Service | Adjustment to Service | Current Landfill | Adjustment to Landfill | Adjusted Total |
|---|---------------|-----------------|-----------------------|------------------|------------------------|--------------------------|
| Unscheduled Extra Bin Dumps | | | | | | |
| While on Site | \$46.85 | \$40.17 | \$0.72 | \$6.68 | \$0.00 | \$47.57 |
| Separate Trip | \$67.51 | \$60.83 | \$1.09 | \$6.68 | \$0.00 | \$68.60 |
| Unscheduled Compactor Dumps | | | | | | |
| Commercial Can | \$80.86 | \$60.82 | \$1.09 | \$20.04 | \$0.00 | \$81.95 |
| Temporary bin service | \$40.41 | \$38.77 | \$0.70 | \$1.64 | \$0.00 | \$41.11 per month |
| Up to Three (3) days: | \$100.70 | \$94.02 | \$1.69 | \$6.68 | \$0.00 | \$102.39 Total 1 empty |
| Up to Thirty (30) days: | \$266.81 | \$240.10 | \$4.32 | \$26.71 | \$0.00 | \$271.13 Total 4 empties |
| Additional Scout Service | \$68.02 | \$68.02 | \$1.22 | | | \$69.24 |
| Bin Exchange | \$45.00 | \$45.00 | | | | \$45.00 |
| Lost or Stolen Bin | \$680.03 | \$680.03 | \$12.24 | | | \$692.27 |
| Lost or Stolen Cart | \$108.82 | \$108.82 | \$1.96 | | | \$110.78 |
| Burned Bin | \$380.82 | \$380.82 | \$6.85 | | | \$387.67 |
| Bin or Cart Repair actual cost | | | | | | actual cost |
| Locking Lids | \$16.33 | \$16.33 | \$0.29 | | | \$16.62 per month |
| Replacement Lock | \$34.00 | \$34.00 | \$0.61 | | | \$34.61 |
| Replacement Key | \$6.80 | \$6.80 | \$0.12 | | | \$6.92 |
| Haul or Call Fee | \$25.00 | \$ - | \$ - | | | \$ 25.00 |
| Tire Haul Charge | \$350.00 | \$ - | \$ - | | | \$ 350.00 |
| Wine Country Recycle Cart for Bin users | | | | | | |
| Restart fee | | | | | | |
| (Administrative Only, Bin on Site) | \$20.39 | \$20.39 | \$0.37 | | | \$20.76 |
| (Administrative Plus Bin Delivery) | \$102.00 | \$102.00 | \$1.84 | | | \$103.84 |
| "Over Loaded Bin" Fee | \$34.00 | \$34.00 | \$0.61 | | | \$34.61 per bin |
| Commerical Account Set-Up | \$28.49 | \$28.49 | \$0.51 | | | \$29.00 |



| | |
|------------------|-------|
| Tip Fee Increase | 0.00% |
| Fuel Surcharge | 0.0% |
| CPI | 1.8% |

Area 1B

| Residential Services | Current Total | Current Service | Adjustment to Service | Current Landfill | Adjustment to Landfill | Adjusted Total |
|--------------------------------------|---------------|-----------------|-----------------------|------------------|------------------------|----------------|
| <i>Non- Comprehensive Collection</i> | | | | | | |
| Regular | \$20.83 | \$16.24 | \$0.29 | \$4.59 | \$0.00 | \$21.12 |
| Senior | \$18.61 | \$14.02 | \$0.25 | \$4.59 | \$0.00 | \$18.86 |
| Hard to Service | \$34.84 | \$30.25 | \$0.54 | \$4.59 | \$0.00 | \$35.38 |
| Extra Container | \$6.52 | \$3.94 | \$0.07 | \$2.58 | \$0.00 | \$6.59 |
| Green Waste | \$2.56 | \$1.68 | \$0.03 | \$0.88 | \$0.00 | \$2.59 |
| <i>Comprehensive Collection</i> | | | | | | |
| Regular | \$20.43 | \$15.84 | \$0.29 | \$4.59 | \$0.00 | \$20.72 |
| Senior | \$18.60 | \$14.01 | \$0.25 | \$4.59 | \$0.00 | \$18.85 |
| Hard to Service | \$34.71 | \$30.12 | \$0.54 | \$4.59 | \$0.00 | \$35.25 |
| Extra Container | \$6.17 | \$3.65 | \$0.07 | \$2.52 | \$0.00 | \$6.24 |
| Green Waste | \$2.29 | \$1.42 | \$0.03 | \$0.87 | \$0.00 | \$2.32 |

Not applicable - at commercial bin rates

| Residential Bins | bin size (cu. yd.) | frequency |
|------------------|--------------------|-----------|
| 2 | 2 | 1 |
| 3 | 3 | 2 |
| | 1 | 1 |
| | 2 | 2 |



Area 1B

CPI 1.8%

| | Current Total | Current Service | Adjustment to Service | Current Landfill | Adjustment to Landfill | Adjusted Total |
|---|---------------|-----------------|-----------------------|------------------|----------------------------|---------------------------|
| Other Residential Services | | | | | | |
| Back Yard/Side Yard Collection | \$15.83 | \$15.83 | \$0.28 | | | \$16.11 per month |
| Extra Recycling Cart | \$2.57 | \$2.57 | \$0.05 | | | \$2.62 per month |
| Extra Green Waste Cart | \$5.14 | \$5.14 | \$0.09 | | | \$5.23 per month |
| Exchanges (in excess of 1 per year) | \$15.83 | \$15.83 | \$0.28 | | | \$16.11 |
| Redelivery Fee for Roll Cart | \$19.78 | \$19.78 | \$0.36 | | | \$20.14 |
| Reinstatement Fee | \$19.78 | \$19.78 | \$0.36 | | | \$20.14 |
| Scout Service | | | | | 1.5 times residential rate | |
| Residential clean-up (\$50.00 minimum per below) | | | | | | |
| Labor | \$46.13 | \$46.13 | \$0.83 | | | \$46.96 per man /per hour |
| Forklift | \$65.91 | \$65.91 | \$1.19 | | | \$67.10 per hour |
| Chainsaw | \$32.95 | \$32.95 | \$0.59 | | | \$33.54 per hour |
| Bulky Item Collection | \$19.78 | \$19.78 | \$0.36 | | | \$20.14 |
| CFC Removal Fee | \$26.36 | \$26.36 | \$0.47 | | | \$26.83 |
| Electronic Waste | \$30.01 | \$30.01 | \$0.54 | | | \$30.55 |
| Residential Account Set-Up | \$13.67 | \$13.67 | \$0.25 | | | \$13.92 |



Area 1B

CPI 1.8%

(Both Comprehensive and Non-comprehensive)

| bin size (cu. yd.) | frequency | Current Total | Current Service | Adjustment to Service | Current Landfill | Adjustment to Landfill | Adjusted Total |
|--------------------|-----------|---------------|-----------------|-----------------------|------------------|------------------------|----------------|
| 2 | 1 | \$96.17 | \$78.93 | \$1.42 | \$17.24 | \$0.00 | \$97.59 |
| | 2 | \$192.35 | \$157.87 | \$2.84 | \$34.48 | \$0.00 | \$195.19 |
| | 3 | \$288.50 | \$236.79 | \$4.26 | \$51.71 | \$0.00 | \$292.76 |
| | 4 | \$384.66 | \$315.71 | \$5.68 | \$68.95 | \$0.00 | \$390.34 |
| | 5 | \$480.84 | \$394.65 | \$7.10 | \$86.19 | \$0.00 | \$487.94 |
| | 6 | \$577.01 | \$473.58 | \$8.52 | \$103.43 | \$0.00 | \$585.53 |
| 3 | 1 | \$1119.81 | \$93.96 | \$1.69 | \$25.85 | \$0.00 | \$121.50 |
| | 2 | \$239.61 | \$187.90 | \$3.38 | \$51.71 | \$0.00 | \$242.99 |
| | 3 | \$359.43 | \$281.87 | \$5.07 | \$77.56 | \$0.00 | \$364.50 |
| | 4 | \$479.24 | \$375.81 | \$6.76 | \$103.43 | \$0.00 | \$486.00 |
| | 5 | \$599.03 | \$469.75 | \$8.46 | \$129.28 | \$0.00 | \$607.49 |
| | 6 | \$718.84 | \$563.70 | \$10.15 | \$155.14 | \$0.00 | \$728.99 |
| 4 | 1 | \$158.71 | \$124.23 | \$2.24 | \$34.48 | \$0.00 | \$160.95 |
| | 2 | \$307.83 | \$238.88 | \$4.30 | \$68.95 | \$0.00 | \$312.13 |
| | 3 | \$461.77 | \$358.34 | \$6.45 | \$103.43 | \$0.00 | \$468.22 |
| | 4 | \$615.69 | \$477.79 | \$8.60 | \$137.90 | \$0.00 | \$624.29 |
| | 5 | \$769.60 | \$597.22 | \$10.75 | \$172.38 | \$0.00 | \$780.35 |
| | 6 | \$923.51 | \$716.66 | \$12.90 | \$206.85 | \$0.00 | \$936.41 |
| 6 | 1 | \$220.07 | \$176.98 | \$3.19 | \$43.09 | \$0.00 | \$223.26 |
| | 2 | \$414.70 | \$328.51 | \$5.91 | \$86.19 | \$0.00 | \$420.61 |
| | 3 | \$622.04 | \$492.76 | \$8.87 | \$129.28 | \$0.00 | \$630.91 |
| | 4 | \$829.37 | \$656.99 | \$11.83 | \$172.38 | \$0.00 | \$841.20 |
| | 5 | \$1,036.72 | \$821.26 | \$14.78 | \$215.46 | \$0.00 | \$1,051.50 |
| | 6 | \$1,244.09 | \$985.53 | \$17.74 | \$258.56 | \$0.00 | \$1,261.83 |

C o m m e r c i a l B i n s



Area 1B

CPI 1.8%

| | Current Total | Current Service | Adjustment to Service | Current Landfill | Adjustment to Landfill | Adjusted Total |
|---|---------------|-----------------|-----------------------|------------------|------------------------|---------------------------------|
| Other Services | | | | | | |
| Manure Bin rate | | | | | | |
| bin size (cu. yd.) | | | | | | |
| frequency | | | | | | |
| 1 | \$125.71 | \$107.90 | \$1.94 | \$17.81 | \$0.00 | \$127.65 |
| 2 | \$163.41 | \$136.70 | \$2.46 | \$26.71 | \$0.00 | \$165.87 |
| 3 | | | | | | |
| Roll-offs. | | | | | | |
| 10 to 40 cubic yard | \$217.89 | \$217.89 | \$3.92 | At Cost | | \$221.82 per pull plus disposal |
| Roll off compactor: | \$311.47 | \$311.47 | \$5.61 | | | \$317.07 per pull plus disposal |
| Minimum Pull Charge | \$198.90 | \$198.90 | \$3.58 | \$ - | \$ - | \$202.48 |
| Commercial Bin Push Charges | | | | | | |
| Dismount Distance (in feet) | | | | | | |
| 0 to 25' | No Charge | | | | | No Charge |
| 26 to 50 | \$9.65 | \$9.65 | \$0.17 | | | \$9.82 |
| 51 to 75 | \$12.41 | \$12.41 | \$0.22 | | | \$12.63 |
| 76 to 100 | \$13.80 | \$13.80 | \$0.25 | | | \$14.05 |
| | \$0.00 | | | | | |
| | \$0.00 | | | | | |
| Additional Roll off fees | | | | | | |
| Delivery | \$80.25 | \$80.25 | \$1.44 | | | \$81.69 |
| Extra Trip | \$80.25 | \$80.25 | \$1.44 | | | \$81.69 |
| Relocation | \$80.25 | \$80.25 | \$1.44 | | | \$81.69 |
| Commercial and Industrial Bulky Item S | | | | | | |
| first item | \$34.00 | \$34.00 | \$0.61 | | | \$34.61 |
| second and third item | \$20.39 | \$20.39 | \$0.37 | | | \$20.76 |



CPI 1.8%

Area 1B

| | Current Total | Current Service | Adjustment to Service | Current Landfill | Adjustment to Landfill | Adjusted Total |
|--|---------------|-----------------|-----------------------|------------------|------------------------|--------------------------|
| Unscheduled Extra Bin Dumps | | | | | | |
| While on Site | \$46.85 | \$40.17 | \$0.72 | \$ 6.68 | \$ - | \$47.57 |
| Separate Trip | \$67.51 | \$60.83 | \$1.09 | \$ 6.68 | \$ - | \$68.60 |
| Unscheduled Compactor Dumps | | | | | | |
| Commercial Can | \$78.93 | \$58.89 | \$1.06 | \$ 20.04 | \$ - | \$79.99 |
| Temporary bin service | \$40.41 | \$38.77 | \$0.70 | \$ 1.64 | \$ - | \$41.11 per month |
| Up to Three (3) days: | \$100.70 | \$94.02 | \$1.69 | \$ 6.68 | \$ - | \$102.39 Total 1 empty |
| Up to Thirty (30) days: | \$266.81 | \$240.10 | \$4.32 | \$ 26.71 | \$ - | \$271.13 Total 4 empties |
| Additional Scout Service | \$68.02 | \$68.02 | \$1.22 | | | \$69.24 |
| Bin Exchange | | | | | | |
| Lost or Stolen Bin | \$45.00 | \$45.00 | | | | \$45.00 |
| Lost or Stolen Cart | \$680.03 | \$680.03 | \$12.24 | | | \$692.27 |
| Burned Bin | \$108.82 | \$108.82 | \$1.96 | | | \$110.78 |
| Bin or Cart Repair actual cost | \$380.82 | \$380.82 | \$6.85 | | | \$387.67 |
| Locking Lids | \$16.33 | \$16.33 | \$0.29 | | | \$16.62 per month |
| Replacement Lock | \$34.00 | \$34.00 | \$0.61 | | | \$34.61 |
| Replacement Key | \$6.80 | \$6.80 | \$0.12 | | | \$6.92 |
| Haul or Call Fee | \$ 25.00 | \$ - | \$ - | | | \$ 25.00 |
| Tire Haul Charge | \$ 350.00 | \$ - | \$ - | | | \$ 350.00 |
| Wine Country Recycle Cart for Bin users | | | | | | |
| Restart fee | | | | | | |
| (Administrative Only, Bin on Site) | \$ 20.39 | \$20.39 | \$0.37 | | | \$20.76 |
| (Administrative Plus Bin Delivery) | \$ 102.00 | \$102.00 | \$1.84 | | | \$103.84 |
| "Over Loaded Bin" Fee | \$ 34.00 | \$34.00 | \$0.61 | | | \$34.61 per bin |
| Commerical Account Set-Up | \$ 28.49 | \$28.49 | \$0.51 | | | \$29.00 |



| | |
|------------------|-------|
| Tip Fee Increase | 0.00% |
| Fuel Surcharge | 0.0% |
| CPI | 1.8% |

Area 1C

| | Current Total | Current Service | Adjustment to Service | Current Landfill | Adjustment to Landfill | Adjusted Total |
|--------------------------------------|---------------|-----------------|-----------------------|------------------|------------------------|----------------|
| Residential Services | | | | | | |
| <i>Non- Comprehensive Collection</i> | | | | | | |
| Regular | \$20.83 | \$16.24 | \$0.29 | \$4.59 | \$0.00 | \$21.12 |
| Senior | \$18.61 | \$14.02 | \$0.25 | \$4.59 | \$0.00 | \$18.86 |
| Hard to Service | \$34.84 | \$30.25 | \$0.54 | \$4.59 | \$0.00 | \$35.38 |
| Extra Container | \$6.52 | \$3.94 | \$0.07 | \$2.58 | \$0.00 | \$6.59 |
| Green Waste | \$2.56 | \$1.68 | \$0.03 | \$0.88 | \$0.00 | \$2.59 |
| <i>Comprehensive Collection</i> | | | | | | |
| Regular | \$20.43 | \$15.84 | \$0.29 | \$4.59 | \$0.00 | \$20.72 |
| Senior | \$18.60 | \$14.01 | \$0.25 | \$4.59 | \$0.00 | \$18.85 |
| Hard to Service | \$34.71 | \$30.12 | \$0.54 | \$4.59 | \$0.00 | \$35.25 |
| Extra Container | \$6.17 | \$3.65 | \$0.07 | \$2.52 | \$0.00 | \$6.24 |
| Green Waste | \$2.56 | \$1.69 | \$0.03 | \$0.87 | \$0.00 | \$2.59 |

Not applicable - at commercial bin rates

| Residential Bins | bin size (cu. yd.) | frequency |
|------------------|--------------------|-----------|
| 2 | 2 | 1 |
| 3 | 3 | 2 |
| | 1 | 1 |
| | 2 | 2 |



Area 1C

CPI 1.8%

| | Current Total | Current Service | Adjustment to Service | Current Landfill | Adjustment to Landfill | Adjusted Total |
|---|---------------|-----------------|-----------------------|------------------|----------------------------|---------------------------|
| Other Residential Services | | | | | | |
| Back Yard/Side Yard Collection | \$15.83 | \$15.83 | \$0.28 | | | \$16.11 per month |
| Extra Recycling Cart | \$2.57 | \$2.57 | \$0.05 | | | \$2.62 per month |
| Extra Green Waste Cart | \$5.14 | \$5.14 | \$0.09 | | | \$5.23 per month |
| Exchanges (in excess of 1 per year) | \$15.83 | \$15.83 | \$0.28 | | | \$16.11 |
| Redelivery Fee for Roll Cart | \$19.78 | \$19.78 | \$0.36 | | | \$20.14 |
| Reinstatement Fee | \$19.78 | \$19.78 | \$0.36 | | | \$20.14 |
| Scout Service | | | | | 1.5 times residential rate | |
| Residential clean-up (\$50.00 minimum per below) | | | | | | |
| Labor | \$46.13 | \$46.13 | \$0.83 | | | \$46.96 per man /per hour |
| Forklift | \$65.91 | \$65.91 | \$1.19 | | | \$67.10 per hour |
| Chainsaw | \$32.95 | \$32.95 | \$0.59 | | | \$33.54 per hour |
| Bulky Item Collection | \$19.78 | \$19.78 | \$0.36 | | | \$20.14 |
| CFC Removal Fee | \$26.36 | \$26.36 | \$0.47 | | | \$26.83 |
| Electronic Waste | \$30.01 | \$30.01 | \$0.54 | | | \$30.55 |
| Residential Account Set-Up | \$13.67 | \$13.67 | \$0.25 | | | \$13.92 |



Area 1C

CPI 1.8%

(Both Comprehensive and Non-comprehensive)

| bin size (cu. yd.) | frequency | Current Total | Current Service | Adjustment to Service | Current Landfill | Adjustment to Landfill | Adjusted Total |
|--------------------|-----------|---------------|-----------------|-----------------------|------------------|------------------------|----------------|
| 2 | 1 | \$86.23 | \$68.99 | \$1.24 | \$17.24 | \$0.00 | \$87.47 |
| | 2 | \$172.45 | \$137.97 | \$2.48 | \$34.48 | \$0.00 | \$174.93 |
| | 3 | \$258.67 | \$206.96 | \$3.73 | \$51.71 | \$0.00 | \$262.40 |
| | 4 | \$344.91 | \$275.96 | \$4.97 | \$68.95 | \$0.00 | \$349.88 |
| | 5 | \$431.14 | \$344.95 | \$6.21 | \$86.19 | \$0.00 | \$437.35 |
| | 6 | \$517.36 | \$413.93 | \$7.45 | \$103.43 | \$0.00 | \$524.81 |
| 3 | 1 | \$119.04 | \$93.19 | \$1.68 | \$25.85 | \$0.00 | \$120.72 |
| | 2 | \$238.08 | \$186.37 | \$3.35 | \$51.71 | \$0.00 | \$241.43 |
| | 3 | \$357.13 | \$279.57 | \$5.03 | \$77.56 | \$0.00 | \$362.16 |
| | 4 | \$476.17 | \$372.74 | \$6.71 | \$103.43 | \$0.00 | \$482.88 |
| | 5 | \$595.21 | \$465.93 | \$8.39 | \$129.28 | \$0.00 | \$603.60 |
| | 6 | \$714.26 | \$559.12 | \$10.06 | \$155.14 | \$0.00 | \$724.32 |
| 4 | 1 | \$158.71 | \$124.23 | \$2.24 | \$34.48 | \$0.00 | \$160.95 |
| | 2 | \$317.46 | \$248.51 | \$4.47 | \$68.95 | \$0.00 | \$321.93 |
| | 3 | \$476.17 | \$372.74 | \$6.71 | \$103.43 | \$0.00 | \$482.88 |
| | 4 | \$634.89 | \$496.99 | \$8.95 | \$137.90 | \$0.00 | \$643.84 |
| | 5 | \$793.61 | \$621.23 | \$11.18 | \$172.38 | \$0.00 | \$804.79 |
| | 6 | \$952.32 | \$745.47 | \$13.42 | \$206.85 | \$0.00 | \$965.74 |
| 6 | 1 | \$220.07 | \$176.98 | \$3.19 | \$43.09 | \$0.00 | \$223.26 |
| | 2 | \$440.15 | \$353.96 | \$6.37 | \$86.19 | \$0.00 | \$446.52 |
| | 3 | \$660.21 | \$530.93 | \$9.56 | \$129.28 | \$0.00 | \$669.77 |
| | 4 | \$880.27 | \$707.89 | \$12.74 | \$172.38 | \$0.00 | \$893.01 |
| | 5 | \$1,100.33 | \$884.87 | \$15.93 | \$215.46 | \$0.00 | \$1,116.26 |
| | 6 | \$1,320.39 | \$1,061.83 | \$19.11 | \$258.56 | \$0.00 | \$1,339.50 |

C o m m e r c i a l B i n s



Area 1C

CPI 1.8%

| | Current Total | Current Service | Adjustment to Service | Current Landfill | Adjustment to Landfill | Adjusted Total |
|---|---------------|-----------------|-----------------------|------------------|------------------------|---------------------------------|
| Other Services | | | | | | |
| Manure Bin rate | | | | | | |
| bin size (cu. yd.) | | | | | | |
| frequency | | | | | | |
| 1 | \$125.71 | \$107.90 | \$1.94 | \$17.81 | - | \$127.65 |
| 2 | \$163.41 | \$136.70 | \$2.46 | \$26.71 | - | \$165.87 |
| 3 | | | | | | |
| Roll-offs. | | | | | | |
| 10 to 40 cubic yard | \$217.90 | \$217.90 | \$3.92 | At Cost | | \$221.82 per pull plus disposal |
| Roll off compactor: | \$311.47 | \$311.47 | \$5.61 | | | \$317.08 per pull plus disposal |
| Minimum Pull Charge | \$198.90 | \$198.90 | \$3.58 | | | \$202.48 |
| Commercial Bin Push Charges | | | | | | |
| Dismount Distance (in feet) | | | | | | |
| 0 to 25' | No Charge | No Charge | | | | No Charge |
| 26 to 50 | \$9.65 | \$9.65 | \$0.17 | | | \$9.82 |
| 51 to 75 | \$12.41 | \$12.41 | \$0.22 | | | \$12.63 |
| 76 to 100 | \$13.80 | \$13.80 | \$0.25 | | | \$14.05 |
| Additional Roll off fees | | | | | | |
| Delivery | \$0.00 | \$0.00 | | | | \$81.69 |
| Extra Trip | \$80.25 | \$80.25 | \$1.44 | | | \$81.69 |
| Relocation | \$80.25 | \$80.25 | \$1.44 | | | \$81.69 |
| Commercial and Industrial Bulky Item S | | | | | | |
| first item | \$34.00 | \$34.00 | \$0.61 | | | \$34.61 |
| second and third item | \$20.39 | \$20.39 | \$0.37 | | | \$20.76 |
| | \$0.00 | | | | | |



Area 1C

CPI 1.8%

| | Current Total | Current Service | Adjustment to Service | Current Landfill | Adjustment to Landfill | Adjusted Total |
|---|---------------|-----------------|-----------------------|------------------|------------------------|--------------------------|
| Unscheduled Extra Bin Dumps | \$0.00 | | | | | |
| While on Site | \$46.85 | \$40.17 | \$0.72 | \$ 6.68 | \$ - | \$47.57 |
| Separate Trip | \$67.51 | \$60.83 | \$1.09 | \$ 6.68 | \$ - | \$68.60 |
| Unscheduled Compactor Dumps | \$80.86 | \$60.82 | \$1.09 | \$ 20.04 | \$ - | \$81.95 |
| Commercial Can | \$40.41 | \$38.77 | \$0.70 | \$ 1.64 | \$ - | \$41.11 per month |
| Temporary bin service | | | | | | |
| Up to Three (3) days: | \$100.70 | \$94.02 | \$1.69 | \$ 6.68 | \$ - | \$102.39 Total 1 empty |
| Up to Thirty (30) days: | \$266.81 | \$240.10 | \$4.32 | \$ 26.71 | \$ - | \$271.13 Total 4 empties |
| Additional Scout Service | \$68.02 | \$68.02 | \$1.22 | | | \$69.24 |
| Bin Exchange | \$45.00 | \$45.00 | | | | \$45.00 |
| Lost or Stolen Bin | \$680.03 | \$680.03 | \$12.24 | | | \$692.27 |
| Lost or Stolen Cart | \$108.82 | \$108.82 | \$1.96 | | | \$110.78 |
| Burned Bin | \$380.82 | \$380.82 | \$6.85 | | | \$387.67 |
| Bin or Cart Repair actual cost | | | | | | actual cost |
| Locking Lids | \$16.33 | \$16.33 | \$0.29 | | | \$16.62 per month |
| Replacement Lock | \$34.00 | \$34.00 | \$0.61 | | | \$34.61 |
| Replacement Key | \$6.80 | \$6.80 | \$0.12 | | | \$6.92 |
| Haul or Call Fee | \$25.00 | \$ - | \$ - | | | \$ 25.00 |
| Tire Haul Charge | \$350.00 | \$ - | \$ - | | | \$ 350.00 |
| Wine Country Recycle Cart for Bin users | \$9.00 | \$ - | \$ - | | | \$ 9.00 per month |
| Restart fee | | | | | | |
| (Administrative Only, Bin on Site) | \$20.39 | \$20.39 | \$0.37 | | | \$20.76 |
| (Administrative Plus Bin Delivery) | \$102.00 | \$102.00 | \$1.84 | | | \$103.84 |
| "Over Loaded Bin" Fee | \$34.00 | \$34.00 | \$0.61 | | | \$34.61 per bin |
| Commerical Account Set-Up | \$28.49 | \$28.49 | \$0.51 | | | \$29.00 |




Tip Fee Increase 0.00%
 Green Waste Increase 0.00%

CPI 1.8%

Area 2

| | Current Total | Current Service | Adjustment to Service | Current Landfill | Adjustment to Landfill | Adjusted Total |
|--------------------------------------|---------------|-----------------|-----------------------|------------------|------------------------|-----------------------------------|
| Residential Services | | | | | | |
| <i>Non- Comprehensive Collection</i> | | | | | | |
| Regular | \$19.14 | \$14.06 | \$0.25 | \$5.08 | \$0.00 | \$19.39 |
| Senior | \$17.01 | \$11.93 | \$0.21 | \$5.08 | \$0.00 | \$17.23 |
| Extra Container | \$3.85 | \$2.95 | \$0.05 | \$0.90 | \$0.00 | \$3.90 |
| Green Waste | \$3.78 | \$2.01 | \$0.04 | \$1.78 | \$0.00 | \$3.82 |
| Senior Green Waste | \$3.26 | \$1.48 | \$0.03 | \$1.78 | \$0.00 | \$3.29 |
| <i>Residential Bins</i> | | | | | | |
| bin size (cu. yd.) frequency | | | | | | |
| 1.5 1 | \$67.36 | \$51.66 | \$0.93 | \$15.70 | \$0.00 | \$68.29 |
| 2 1 | \$71.99 | \$51.05 | \$0.92 | \$20.94 | \$0.00 | \$72.91 |
| Street sweeping | \$0.78 | \$0.78 | \$0.01 | | | \$0.79 |
| Other Residential Services | | | | | | |
| <i>Residential clean-up</i> | | | | | | |
| Supervisor | \$39.43 | \$39.43 | \$0.71 | | | \$40.14 per man /per hour |
| Laborer | \$11.82 | \$11.82 | \$0.21 | | | \$12.03 per hour |
| Equipment operator loader | \$26.27 | \$26.27 | \$0.47 | | | \$26.74 per hour |
| Roll-off truck | \$98.54 | \$98.54 | \$1.77 | | | \$100.32 per hour |
| Side yard Cart retrieval | \$131.39 | \$131.39 | \$2.37 | | | \$133.75 per hour |
| Unscheduled Extra Pickup | \$13.42 | | | | | \$ 13.42 Elderly /Disabled exempt |
| Bulky Item Collection | \$19.72 | \$19.72 | \$0.35 | | | \$ 13.29 |
| Electronic Waste Collection | \$30.00 | \$30.00 | \$0.54 | | | \$ 20.07 |
| bin size (cu. yd.) frequency | | | | | | \$ 30.54 |
| 1.5 1 | \$75.08 | \$59.37 | \$1.07 | \$15.71 | \$0.00 | \$76.15 |
| 2 1 | \$81.60 | \$60.67 | \$1.09 | \$20.93 | \$0.00 | \$82.69 |



C o m m e r c i a l B i n s

| | | | | | | |
|---|------------|----------|---------|----------|--------|------------|
| 2 | \$138.09 | \$96.22 | \$1.73 | \$41.87 | \$0.00 | \$139.83 |
| 3 | \$194.56 | \$131.75 | \$2.37 | \$62.80 | \$0.00 | \$196.93 |
| 4 | \$251.02 | \$167.28 | \$3.01 | \$83.74 | \$0.00 | \$254.03 |
| 5 | \$307.49 | \$202.82 | \$3.65 | \$104.67 | \$0.00 | \$311.14 |
| 6 | \$363.96 | \$238.34 | \$4.29 | \$125.62 | \$0.00 | \$368.25 |
| 3 | \$110.37 | \$78.97 | \$1.42 | \$31.40 | \$0.00 | \$111.79 |
| 2 | \$187.31 | \$124.50 | \$2.24 | \$62.80 | \$0.00 | \$189.55 |
| 3 | \$264.24 | \$170.04 | \$3.06 | \$94.20 | \$0.00 | \$267.31 |
| 4 | \$337.83 | \$212.21 | \$3.82 | \$125.62 | \$0.00 | \$341.65 |
| 5 | \$411.35 | \$254.33 | \$4.58 | \$157.02 | \$0.00 | \$415.92 |
| 6 | \$484.16 | \$295.74 | \$5.32 | \$188.42 | \$0.00 | \$489.49 |
| 4 | \$123.74 | \$81.87 | \$1.47 | \$41.87 | \$0.00 | \$125.21 |
| 2 | \$213.37 | \$129.64 | \$2.33 | \$83.74 | \$0.00 | \$215.71 |
| 3 | \$303.02 | \$177.40 | \$3.19 | \$125.62 | \$0.00 | \$306.21 |
| 4 | \$392.68 | \$225.20 | \$4.05 | \$167.49 | \$0.00 | \$396.74 |
| 5 | \$482.33 | \$272.97 | \$4.91 | \$209.36 | \$0.00 | \$487.24 |
| 6 | \$571.96 | \$320.74 | \$5.77 | \$251.22 | \$0.00 | \$577.73 |
| 6 | \$212.96 | \$150.15 | \$2.70 | \$62.80 | \$0.00 | \$215.66 |
| 2 | \$383.09 | \$257.47 | \$4.63 | \$125.62 | \$0.00 | \$387.72 |
| 3 | \$547.17 | \$358.75 | \$6.46 | \$188.42 | \$0.00 | \$553.63 |
| 4 | \$713.16 | \$461.94 | \$8.31 | \$251.22 | \$0.00 | \$721.48 |
| 5 | \$881.41 | \$567.38 | \$10.21 | \$314.03 | \$0.00 | \$891.62 |
| 6 | \$1,048.55 | \$671.71 | \$12.09 | \$376.84 | \$0.00 | \$1,060.64 |

bin size (cu. yd.) frequency

H a r d t o s s

| | | | | | | | |
|-----|---|----------|----------|--------|----------|--------|----------|
| 1.5 | 1 | \$100.66 | \$58.79 | \$1.06 | \$41.87 | \$0.00 | \$101.72 |
| 2 | 1 | \$115.72 | \$59.89 | \$1.08 | \$55.83 | \$0.00 | \$116.80 |
| | 2 | \$206.27 | \$94.61 | \$1.70 | \$111.66 | \$0.00 | \$207.97 |
| | 3 | \$296.84 | \$129.36 | \$2.33 | \$167.48 | \$0.00 | \$299.17 |
| | 4 | \$387.39 | \$164.08 | \$2.95 | \$223.31 | \$0.00 | \$390.34 |
| | 5 | \$478.24 | \$199.10 | \$3.58 | \$279.14 | \$0.00 | \$481.82 |
| | 6 | \$568.52 | \$233.55 | \$4.20 | \$334.97 | \$0.00 | \$572.72 |
| 3 | 1 | \$161.50 | \$77.76 | \$1.40 | \$83.74 | \$0.00 | \$162.90 |
| | 2 | \$289.60 | \$122.12 | \$2.20 | \$167.48 | \$0.00 | \$291.80 |
| | 3 | \$417.67 | \$166.44 | \$3.00 | \$251.22 | \$0.00 | \$420.67 |
| | 4 | \$542.43 | \$207.46 | \$3.73 | \$334.97 | \$0.00 | \$546.16 |
| | 5 | \$667.09 | \$248.38 | \$4.47 | \$418.71 | \$0.00 | \$671.56 |



| | | | | | | |
|---|------------|----------|---------|------------|--------|------------|
| 6 | \$791.02 | \$288.57 | \$5.19 | \$502.45 | \$0.00 | \$796.21 |
| 1 | \$191.92 | \$80.26 | \$1.44 | \$111.66 | \$0.00 | \$193.36 |
| 2 | \$349.74 | \$126.43 | \$2.28 | \$223.31 | \$0.00 | \$352.02 |
| 3 | \$507.62 | \$172.66 | \$3.11 | \$334.97 | \$0.00 | \$510.73 |
| 4 | \$665.44 | \$218.82 | \$3.94 | \$446.62 | \$0.00 | \$669.38 |
| 5 | \$823.29 | \$265.01 | \$4.77 | \$558.28 | \$0.00 | \$828.06 |
| 6 | \$981.12 | \$311.19 | \$5.60 | \$669.93 | \$0.00 | \$986.73 |
| 1 | \$315.11 | \$147.63 | \$2.66 | \$167.48 | \$0.00 | \$317.77 |
| 2 | \$584.52 | \$249.56 | \$4.49 | \$334.97 | \$0.00 | \$589.01 |
| 3 | \$853.97 | \$351.53 | \$6.33 | \$502.45 | \$0.00 | \$860.30 |
| 4 | \$1,123.39 | \$453.45 | \$8.16 | \$669.93 | \$0.00 | \$1,131.55 |
| 5 | \$1,392.82 | \$555.40 | \$10.00 | \$837.41 | \$0.00 | \$1,402.81 |
| 6 | \$1,662.26 | \$657.36 | \$11.83 | \$1,004.90 | \$0.00 | \$1,674.09 |

OTHER SERVICES

Commercial Bulky Item

\$33.40 1st item
\$20.04 2nd +item

Roll-offs.

| | | | | | | |
|------------------------|----------|----------|----------|--------|----------|-------------------|
| size | max tons | | | | | |
| 40 yd | 6 | \$462.38 | \$232.48 | \$4.18 | \$229.90 | \$2.18 |
| 10 yd "low boy" | 8 | \$534.90 | \$228.37 | \$4.11 | \$306.53 | \$2.91 |
| Extra trip Charge | | \$67.14 | \$67.14 | \$1.21 | | \$68.35 |
| Relocation of Roll-off | | \$67.14 | \$67.14 | \$1.21 | | \$68.35 |
| Roll off Retrieval | | \$0.00 | | | | \$0.00 |
| 0-25 ft \$ | - | \$0.00 | \$0.00 | \$0.00 | | \$0.00 |
| 26-50 ft \$ | - | \$10.00 | \$10.00 | \$0.18 | | \$10.18 per month |
| 51-75 ft \$ | - | \$15.00 | \$15.00 | \$0.27 | | \$15.27 per month |
| 76-100 ft \$ | - | \$20.00 | \$20.00 | \$0.36 | | \$20.36 per month |
| Bin Steam Cleaning | | \$35.00 | \$35.00 | \$0.63 | | \$35.63 |

Fix of disposal rate as d€
Fix of disposal rate as d€

Roll off compactor:

30 or 40 yd.

Fix of disposal rate as d€

Extra pickup


\$578.57

Unscheduled Extra Bin Dumps

\$83.48

Temporary bin service

\$38.66



Franchise Area 2

Rate Adjustment Schedule for 2010

Attachment 1

| | | | | | | |
|--------------------------------|---------|---------|--------|--------|----------------|-----------------|
| 3 cubic yard (7 day use) | \$84.82 | \$77.63 | \$1.40 | \$7.18 | \$0.00 | \$86.22 |
| Dump and Return | \$71.65 | \$64.46 | \$1.16 | \$7.18 | \$0.00 | \$72.81 |
| Rental when not service weekly | \$25.00 | \$25.00 | \$0.45 | | | \$25.00 per day |
| Delinquent/Late Fee | | | | | 1.5% per month | |








ascribed in Form 11
ascribed in Form 11

ascribed in Form 11



Franchise Area 3

Rate Adjustment Schedule for 2010

Attachment 1

Tip Fee Increase 0.00%

Fuel Surcharge 0.0%

CPI 1.8%

Area 3

| | Current Total | Current Service | Adjustment to Service | Current Landfill | Adjustment to Landfill | Adjusted Total |
|--|---------------|-----------------|-----------------------|------------------|------------------------|---------------------------|
| Residential Services | | | | | | |
| <i>Non- Comprehensive Collection</i> | | | | | | |
| Regular | \$18.26 | \$13.67 | \$0.25 | \$4.59 | \$0.00 | \$18.50 |
| Senior | \$17.39 | \$12.80 | \$0.23 | \$4.59 | \$0.00 | \$17.62 |
| Hard to Service | \$29.11 | \$24.52 | \$0.44 | \$4.59 | \$0.00 | \$29.55 |
| Extra Container | \$6.42 | \$3.84 | \$0.07 | \$2.58 | \$0.00 | \$6.49 |
| Green Waste | \$3.77 | \$2.89 | \$0.05 | \$0.88 | \$0.00 | \$3.82 |
| <i>Comprehensive Collection</i> | | | | | | |
| Regular | \$18.26 | \$13.67 | \$0.25 | \$4.59 | \$0.00 | \$18.50 |
| Senior | \$17.39 | \$12.80 | \$0.23 | \$4.59 | \$0.00 | \$17.62 |
| Hard to Service | \$29.11 | \$24.52 | \$0.44 | \$4.59 | \$0.00 | \$29.55 |
| Extra Container | \$6.42 | \$3.84 | \$0.07 | \$2.58 | \$0.00 | \$6.49 |
| Green Waste | \$3.77 | \$2.89 | \$0.05 | \$0.88 | \$0.00 | \$3.82 |
| Other Residential Services | | | | | | |
| Back Yard/Side Yard Collection | \$15.81 | \$15.81 | \$0.28 | | | \$16.10 per month |
| Extra Recycling Cart | \$2.57 | \$2.57 | \$0.05 | | | \$2.61 per month |
| Extra Green Waste Cart | \$5.33 | \$5.33 | \$0.10 | | | \$5.42 per month |
| Exchanges (in excess of 1 per year) | \$15.81 | \$15.81 | \$0.28 | | | \$16.10 |
| Redelivery Fee for Roll Cart | \$19.78 | \$19.78 | \$0.36 | | | \$20.13 |
| Reinstatement Fee | \$19.78 | \$19.78 | \$0.36 | | | \$20.13 |
| Scout Service 1.5 times residential rate | | | | | | |
| Bulky Item Collection | \$19.78 | \$19.78 | \$0.36 | | | \$20.13 |
| CFC Removal Fee | \$26.36 | \$26.36 | \$0.47 | | | \$26.83 |
| Residential clean-up | | | | | | |
| (\$50.00 minimum per below) | | | | | | |
| Labor | \$46.14 | \$46.14 | \$0.83 | | | \$46.97 per man /per hour |
| Forklift | \$65.90 | \$65.90 | \$1.19 | | | \$67.09 per hour |
| Chainsaw | \$32.96 | \$32.96 | \$0.59 | | | \$33.55 per hour |
| Electronic Waste | \$30.01 | \$30.01 | \$0.54 | | | \$30.55 |
| Residential Account Set-Up | \$13.67 | \$13.67 | \$0.25 | | | \$13.92 |



Area 3 A Commercial Bins

| bin size (cu. yd.) | frequency | | | | | | | | | |
|--------------------|-----------|----------|----------|--------|----------|--------|----------|--|--|--|
| 1.5 | 1 | \$79.28 | \$66.35 | \$1.19 | \$12.93 | \$0.00 | \$80.48 | | | |
| | 2 | \$158.57 | \$132.72 | \$2.39 | \$25.85 | \$0.00 | \$160.96 | | | |
| | 3 | \$237.85 | \$199.07 | \$3.58 | \$38.78 | \$0.00 | \$241.44 | | | |
| | 4 | \$317.14 | \$265.43 | \$4.78 | \$51.71 | \$0.00 | \$321.92 | | | |
| | 5 | \$396.42 | \$331.78 | \$5.97 | \$64.64 | \$0.00 | \$402.40 | | | |
| | 6 | \$475.72 | \$398.16 | \$7.17 | \$77.56 | \$0.00 | \$482.89 | | | |
| 2 | 1 | \$95.74 | \$78.50 | \$1.41 | \$17.24 | \$0.00 | \$97.15 | | | |
| | 2 | \$191.70 | \$157.23 | \$2.83 | \$34.48 | \$0.00 | \$194.53 | | | |
| | 3 | \$287.22 | \$235.51 | \$4.24 | \$51.71 | \$0.00 | \$291.46 | | | |
| | 4 | \$382.96 | \$314.01 | \$5.65 | \$68.95 | \$0.00 | \$388.61 | | | |
| | 5 | \$478.69 | \$392.51 | \$7.07 | \$86.19 | \$0.00 | \$485.76 | | | |
| | 6 | \$574.43 | \$471.00 | \$8.48 | \$103.43 | \$0.00 | \$582.91 | | | |
| 3 | 1 | \$118.24 | \$92.39 | \$1.66 | \$25.85 | \$0.00 | \$119.90 | | | |
| | 2 | \$236.46 | \$184.75 | \$3.33 | \$51.71 | \$0.00 | \$239.79 | | | |
| | 3 | \$354.70 | \$277.14 | \$4.99 | \$77.56 | \$0.00 | \$359.69 | | | |
| | 4 | \$472.94 | \$369.51 | \$6.65 | \$103.43 | \$0.00 | \$479.59 | | | |
| | 5 | \$591.17 | \$461.89 | \$8.31 | \$129.28 | \$0.00 | \$599.48 | | | |
| | 6 | \$709.40 | \$554.27 | \$9.98 | \$155.14 | \$0.00 | \$719.38 | | | |

Area 3 A Commercial Bins (more)

| | | | | | | | | | | |
|---|---|------------|----------|---------|----------|--------|------------|--|--|--|
| 4 | 1 | \$150.16 | \$115.69 | \$2.08 | \$34.48 | \$0.00 | \$152.24 | | | |
| | 2 | \$300.32 | \$231.37 | \$4.16 | \$68.95 | \$0.00 | \$304.49 | | | |
| | 3 | \$450.48 | \$347.06 | \$6.25 | \$103.43 | \$0.00 | \$456.73 | | | |
| | 4 | \$600.65 | \$462.74 | \$8.33 | \$137.90 | \$0.00 | \$608.97 | | | |
| | 5 | \$750.81 | \$578.43 | \$10.41 | \$172.38 | \$0.00 | \$761.22 | | | |
| | 6 | \$900.97 | \$694.12 | \$12.49 | \$206.85 | \$0.00 | \$913.46 | | | |
| 5 | 1 | \$182.42 | \$139.33 | \$2.51 | \$43.09 | \$0.00 | \$184.92 | | | |
| | 2 | \$364.84 | \$278.65 | \$5.02 | \$86.19 | \$0.00 | \$369.86 | | | |
| | 3 | \$547.26 | \$417.98 | \$7.52 | \$129.28 | \$0.00 | \$554.78 | | | |
| | 4 | \$729.68 | \$557.31 | \$10.03 | \$172.38 | \$0.00 | \$739.71 | | | |
| | 5 | \$912.10 | \$696.63 | \$12.54 | \$215.46 | \$0.00 | \$924.64 | | | |
| | 6 | \$1,094.51 | \$835.95 | \$15.05 | \$258.56 | \$0.00 | \$1,109.56 | | | |



| | | | | | | | |
|---|---|------------|----------|---------|----------|--------|------------|
| 6 | 1 | \$211.37 | \$159.65 | \$2.87 | \$51.71 | \$0.00 | \$214.24 |
| | 2 | \$422.74 | \$319.32 | \$5.75 | \$103.43 | \$0.00 | \$428.49 |
| | 3 | \$634.11 | \$478.97 | \$8.62 | \$155.14 | \$0.00 | \$642.73 |
| | 4 | \$845.47 | \$638.62 | \$11.50 | \$206.85 | \$0.00 | \$856.97 |
| | 5 | \$1,056.84 | \$798.27 | \$14.37 | \$258.56 | \$0.00 | \$1,071.21 |
| | 6 | \$1,268.21 | \$957.94 | \$17.24 | \$310.28 | \$0.00 | \$1,285.46 |

bin size (cu. yd.) frequency **Area 3 B Commercial Bins**

| | | | | | | | |
|-----|---|----------|----------|--------|----------|--------|----------|
| 1.5 | 1 | \$74.15 | \$61.22 | \$1.10 | \$12.93 | \$0.00 | \$75.25 |
| | 2 | \$148.30 | \$122.45 | \$2.20 | \$25.85 | \$0.00 | \$150.50 |
| | 3 | \$222.45 | \$183.67 | \$3.31 | \$38.78 | \$0.00 | \$225.76 |
| | 4 | \$296.60 | \$244.89 | \$4.41 | \$51.71 | \$0.00 | \$301.01 |
| | 5 | \$370.75 | \$306.10 | \$5.51 | \$64.64 | \$0.00 | \$376.26 |
| | 6 | \$444.90 | \$367.33 | \$6.61 | \$77.56 | \$0.00 | \$451.51 |
| 2 | 1 | \$85.93 | \$68.70 | \$1.24 | \$17.24 | \$0.00 | \$87.17 |
| | 2 | \$172.90 | \$138.43 | \$2.49 | \$34.48 | \$0.00 | \$175.40 |
| | 3 | \$257.83 | \$206.12 | \$3.71 | \$51.71 | \$0.00 | \$261.54 |
| | 4 | \$343.78 | \$274.83 | \$4.95 | \$68.95 | \$0.00 | \$348.73 |
| | 5 | \$429.73 | \$343.54 | \$6.18 | \$86.19 | \$0.00 | \$435.91 |
| | 6 | \$515.68 | \$412.25 | \$7.42 | \$103.43 | \$0.00 | \$523.10 |
| 3 | 1 | \$109.49 | \$83.64 | \$1.51 | \$25.85 | \$0.00 | \$111.00 |
| | 2 | \$218.98 | \$167.27 | \$3.01 | \$51.71 | \$0.00 | \$222.00 |
| | 3 | \$328.48 | \$250.91 | \$4.52 | \$77.56 | \$0.00 | \$332.99 |
| | 4 | \$437.97 | \$334.54 | \$6.02 | \$103.43 | \$0.00 | \$443.99 |
| | 5 | \$547.46 | \$418.18 | \$7.53 | \$129.28 | \$0.00 | \$554.99 |
| | 6 | \$656.95 | \$501.81 | \$9.03 | \$155.14 | \$0.00 | \$665.98 |

Area 3 B Commercial Bins (more)

| | | | | | | | |
|---|---|----------|----------|---------|----------|--------|----------|
| 4 | 1 | \$151.10 | \$116.63 | \$2.10 | \$34.48 | \$0.00 | \$153.20 |
| | 2 | \$302.20 | \$233.25 | \$4.20 | \$68.95 | \$0.00 | \$306.40 |
| | 3 | \$453.30 | \$349.88 | \$6.30 | \$103.43 | \$0.00 | \$459.60 |
| | 4 | \$604.40 | \$466.50 | \$8.40 | \$137.90 | \$0.00 | \$612.80 |
| | 5 | \$755.50 | \$583.13 | \$10.50 | \$172.38 | \$0.00 | \$766.00 |
| | 6 | \$906.61 | \$699.76 | \$12.60 | \$206.85 | \$0.00 | \$919.20 |
| 5 | 1 | \$183.60 | \$140.51 | \$2.53 | \$43.09 | \$0.00 | \$186.12 |



| | | | | | | | |
|----------|---|------------|----------|---------|----------|--------|------------|
| | 2 | \$367.19 | \$281.00 | \$5.06 | \$86.19 | \$0.00 | \$372.25 |
| | 3 | \$550.78 | \$421.51 | \$7.59 | \$129.28 | \$0.00 | \$558.37 |
| | 4 | \$734.38 | \$562.00 | \$10.12 | \$172.38 | \$0.00 | \$744.49 |
| | 5 | \$917.97 | \$702.51 | \$12.65 | \$215.46 | \$0.00 | \$930.62 |
| | 6 | \$1,101.57 | \$843.00 | \$15.17 | \$258.56 | \$0.00 | \$1,116.74 |
| 6 | 1 | \$212.78 | \$161.07 | \$2.90 | \$51.71 | \$0.00 | \$215.68 |
| | 2 | \$425.56 | \$322.13 | \$5.80 | \$103.43 | \$0.00 | \$431.35 |
| | 3 | \$638.33 | \$483.20 | \$8.70 | \$155.14 | \$0.00 | \$647.03 |
| | 4 | \$851.11 | \$644.26 | \$11.60 | \$206.85 | \$0.00 | \$862.71 |
| | 5 | \$1,063.89 | \$805.33 | \$14.50 | \$258.56 | \$0.00 | \$1,078.39 |
| | 6 | \$1,276.67 | \$966.39 | \$17.40 | \$310.28 | \$0.00 | \$1,294.06 |

Area 3 C Commercial Bins

bin size (cu. yd.) frequency

| | | | | | | | |
|------------|---|----------|----------|---------|----------|--------|----------|
| 1.5 | 1 | \$79.64 | \$66.71 | \$1.20 | \$12.93 | \$0.00 | \$80.84 |
| | 2 | \$159.28 | \$133.43 | \$2.40 | \$25.85 | \$0.00 | \$161.68 |
| | 3 | \$238.92 | \$200.13 | \$3.60 | \$38.78 | \$0.00 | \$242.52 |
| | 4 | \$318.55 | \$266.84 | \$4.80 | \$51.71 | \$0.00 | \$323.36 |
| | 5 | \$398.19 | \$333.55 | \$6.00 | \$64.64 | \$0.00 | \$404.20 |
| | 6 | \$477.83 | \$400.27 | \$7.20 | \$77.56 | \$0.00 | \$485.04 |
| 2 | 1 | \$96.21 | \$78.97 | \$1.42 | \$17.24 | \$0.00 | \$97.63 |
| | 2 | \$192.42 | \$157.94 | \$2.84 | \$34.48 | \$0.00 | \$195.26 |
| | 3 | \$288.63 | \$236.91 | \$4.26 | \$51.71 | \$0.00 | \$292.89 |
| | 4 | \$384.84 | \$315.89 | \$5.69 | \$68.95 | \$0.00 | \$390.52 |
| | 5 | \$481.05 | \$394.86 | \$7.11 | \$86.19 | \$0.00 | \$488.15 |
| | 6 | \$577.25 | \$473.83 | \$8.53 | \$103.43 | \$0.00 | \$585.78 |
| 3 | 1 | \$118.94 | \$93.09 | \$1.68 | \$25.85 | \$0.00 | \$120.61 |
| | 2 | \$237.88 | \$186.16 | \$3.35 | \$51.71 | \$0.00 | \$241.23 |
| | 3 | \$356.82 | \$279.25 | \$5.03 | \$77.56 | \$0.00 | \$361.84 |
| | 4 | \$475.75 | \$372.33 | \$6.70 | \$103.43 | \$0.00 | \$482.46 |
| | 5 | \$594.69 | \$465.42 | \$8.38 | \$129.28 | \$0.00 | \$603.07 |
| | 6 | \$713.63 | \$558.49 | \$10.05 | \$155.14 | \$0.00 | \$723.68 |

Area 3 C Commercial Bins (more)

| | | | | | | | |
|----------|---|----------|----------|--------|---------|--------|----------|
| 4 | 1 | \$151.10 | \$116.63 | \$2.10 | \$34.48 | \$0.00 | \$153.20 |
|----------|---|----------|----------|--------|---------|--------|----------|



| | | | | | | | |
|---|---|------------|----------|---------|----------|--------|------------|
| | 2 | \$302.20 | \$233.25 | \$4.20 | \$68.95 | \$0.00 | \$306.40 |
| | 3 | \$453.30 | \$349.88 | \$6.30 | \$103.43 | \$0.00 | \$459.60 |
| | 4 | \$604.40 | \$466.50 | \$8.40 | \$137.90 | \$0.00 | \$612.80 |
| | 5 | \$755.50 | \$583.13 | \$10.50 | \$172.38 | \$0.00 | \$766.00 |
| | 6 | \$906.61 | \$699.76 | \$12.60 | \$206.85 | \$0.00 | \$919.20 |
| 5 | 1 | \$183.60 | \$140.51 | \$2.53 | \$43.09 | \$0.00 | \$186.12 |
| | 2 | \$367.19 | \$281.00 | \$5.06 | \$86.19 | \$0.00 | \$372.25 |
| | 3 | \$550.78 | \$421.51 | \$7.59 | \$129.28 | \$0.00 | \$558.37 |
| | 4 | \$734.38 | \$562.00 | \$10.12 | \$172.38 | \$0.00 | \$744.49 |
| | 5 | \$917.97 | \$702.51 | \$12.65 | \$215.46 | \$0.00 | \$930.62 |
| | 6 | \$1,101.57 | \$843.00 | \$15.17 | \$258.56 | \$0.00 | \$1,116.74 |
| 6 | 1 | \$212.78 | \$161.07 | \$2.90 | \$51.71 | \$0.00 | \$215.68 |
| | 2 | \$425.56 | \$322.13 | \$5.80 | \$103.43 | \$0.00 | \$431.35 |
| | 3 | \$638.33 | \$483.20 | \$8.70 | \$155.14 | \$0.00 | \$647.03 |
| | 4 | \$851.11 | \$644.26 | \$11.60 | \$206.85 | \$0.00 | \$862.71 |
| | 5 | \$1,063.89 | \$805.33 | \$14.50 | \$258.56 | \$0.00 | \$1,078.39 |
| | 6 | \$1,276.67 | \$966.39 | \$17.40 | \$310.28 | \$0.00 | \$1,294.06 |

Roll-offs.

| | | | | |
|---------------------|----------|----------|--------|---------------------------------|
| 10 to 40 cubic yard | \$242.32 | \$242.32 | \$4.36 | \$246.68 per pull plus disposal |
| Roll off compactor: | \$346.38 | \$346.38 | \$6.23 | \$352.62 per pull plus disposal |
| Minimum Pull Charge | \$220.55 | \$220.55 | \$3.97 | \$224.52 |

Commercial Bin Push Charges

| | | | | |
|-----------------------------|---------|---------|--------|--------------------------------|
| Dismount Distance (in feet) | | | | \$0.00 Per collection per week |
| 0 to 25' | \$0.00 | \$0.00 | \$0.00 | \$9.69 |
| 26 to 50 | \$9.52 | \$9.52 | \$0.17 | \$12.46 |
| 51 to 75 | \$12.24 | \$12.24 | \$0.22 | \$13.85 |
| 76 to 100 | \$13.60 | \$13.60 | \$0.24 | |

Additional Roll off fees

| | | | | |
|------------|---------|---------|--------|---------|
| Delivery | \$80.24 | \$80.24 | \$1.44 | \$81.69 |
| Extra Trip | \$80.24 | \$80.24 | \$1.44 | \$81.69 |
| Relocation | \$80.24 | \$80.24 | \$1.44 | \$81.69 |

Commercial Bulky Item Service

| | | | | |
|------------|---------|---------|--------|---------|
| first item | \$34.00 | \$34.00 | \$0.61 | \$34.61 |
|------------|---------|---------|--------|---------|



Franchise Area 3

Rate Adjustment Schedule for 2010

Attachment 1


| | | | | |
|---|----------|----------|---------|-------------------|
| second and third item | \$20.40 | \$20.40 | \$0.37 | \$20.77 |
| Unscheduled Extra Bin Dumps | | | | |
| While on Site | \$46.30 | \$39.32 | \$0.71 | \$6.98 |
| Separate Trip | \$66.70 | \$59.72 | \$1.07 | \$0.00 |
| Unscheduled Compactor Dumps | \$86.95 | \$86.95 | \$1.57 | actual cost |
| Commercial Can | \$40.41 | \$38.73 | \$0.70 | \$0.00 |
| Temporary bin service | | | | |
| Up to Three (3) days: | \$100.57 | \$93.59 | \$1.68 | \$6.98 |
| Up to Thirty (30) days: | \$266.27 | \$238.36 | \$4.29 | \$27.92 |
| Additional Scout Service | \$68.00 | \$68.00 | \$1.22 | \$69.23 |
| Bin Exchange (in excess of 1 per year) | | | | |
| Lost or Stolen Bin | \$45.00 | \$45.00 | \$0.81 | \$45.81 |
| Lost or Stolen Cart | \$680.02 | \$680.02 | \$12.24 | \$692.26 |
| Burned Bin | \$108.80 | \$108.80 | \$1.96 | \$110.76 |
| Bin or Cart Repair actual cost | \$380.81 | \$380.81 | \$6.85 | \$387.67 |
| Locking Lids | \$16.32 | \$16.32 | \$0.29 | actual cost |
| Replacement Lock | \$34.00 | \$34.00 | \$0.61 | \$16.61 per month |
| Replacement Key | \$6.80 | \$6.80 | \$0.12 | \$34.61 |
| Haul or Call Fee | \$25.00 | \$25.00 | \$0.45 | \$6.92 |
| Tire Haul Charge | \$350.00 | \$350.00 | \$6.30 | \$25.45 |
| Restart fee | \$20.40 | \$20.40 | \$0.37 | \$356.30 |
| (Administrative Only, Bin on Site) | \$102.00 | \$102.00 | \$1.84 | \$20.77 |
| (Administrative Plus Bin Delivery) | \$34.00 | \$34.00 | \$0.61 | \$103.84 |
| "Over Loaded Bin" Fee | \$34.00 | \$34.00 | \$0.61 | \$34.61 |
| Commerical Account Set-Up | \$28.48 | \$28.48 | \$0.51 | \$34.61 per bin |
| | | | | \$28.99 |



| | |
|------------------|-------|
| Tip Fee Increase | 0.00% |
| Fuel Surcharge | 0.0% |
| CPI | 1.8% |

Area 4 A (South of HWY 91)

| | Current Total | Current Service | Adjustment to Service | Current Landfill | Adjustment to Landfill | Adjusted Total |
|------------------------------|---------------|-----------------|-----------------------|------------------|------------------------|----------------|
| Residential Services | | | | | | |
| Non-Comprehensive Collection | | | | | | |
| Regular | \$ 18.25 | \$13.66 | \$0.25 | \$4.59 | \$0.00 | \$18.50 |
| Senior | \$ 17.39 | \$12.80 | \$0.23 | \$4.59 | \$0.00 | \$17.62 |
| Hard to Handle | \$ 29.11 | \$24.52 | \$0.44 | \$4.59 | \$0.00 | \$29.56 |
| Extra Container | \$ 6.43 | \$3.85 | \$0.07 | \$2.58 | \$0.00 | \$6.50 |
| Green Waste | \$ 3.77 | \$2.89 | \$0.05 | \$0.88 | \$0.00 | \$3.82 |
| Comprehensive Collection | | | | | | |
| Regular | \$ 18.26 | \$13.67 | \$0.25 | \$4.59 | \$0.00 | \$18.50 |
| Senior | \$ 17.39 | \$12.80 | \$0.23 | \$4.59 | \$0.00 | \$17.62 |
| Hard to Handle | \$ 29.11 | \$24.52 | \$0.44 | \$4.59 | \$0.00 | \$29.56 |
| Extra Container | \$ 6.43 | \$3.85 | \$0.07 | \$2.58 | \$0.00 | \$6.50 |
| Green Waste | \$ 3.77 | \$2.89 | \$0.05 | \$0.88 | \$0.00 | \$3.82 |



Tip Fee Increase 0.00%
 Fuel Surcharge 0.0%
 CPI 1.8%

Area 4 A (South of HWY 91)

Other Residential Services

| | Current Total | Current Service | Adjustment to Service | Current Landfill | Adjustment to Landfill | Adjusted Total |
|-------------------------------------|---------------|-----------------|-----------------------|------------------|------------------------|-------------------|
| Residential Bin (2 cu yard) | \$ 74.31 | \$74.31 | \$1.34 | | | \$75.65 |
| Street Sweeping | \$ 0.71 | \$0.71 | \$0.01 | | | \$0.72 |
| Back Yard/Side Yard Collection | \$ 15.83 | \$15.83 | \$0.28 | | | \$16.11 per month |
| Extra Recycling Cart | \$ 2.57 | \$2.57 | \$0.05 | | | \$2.62 per month |
| Extra Green Waste Cart | \$ 5.34 | \$5.34 | \$0.10 | | | \$5.44 per month |
| Exchanges (in excess of 1 per year) | \$ 15.83 | \$15.83 | \$0.28 | | | \$16.11 |
| Redelivery Fee for Roll Cart | \$ 19.78 | \$19.78 | \$0.36 | | | \$20.14 |
| Reinstatement Fee | \$ 19.78 | \$19.78 | \$0.36 | | | \$20.14 |

Scout Service 1.5 times residential rate

Residential clean-up (\$50.00 minimum per below)

| | | | | | | |
|----------------------------|----------|---------|--------|--|--|---------------------------|
| Supervisor | \$ 41.01 | \$41.01 | \$0.74 | | | \$41.75 per man /per hour |
| Laborer | \$ 12.30 | \$12.30 | \$0.22 | | | \$12.52 per hour |
| Equipment Operator | \$ 27.34 | \$27.34 | \$0.49 | | | \$27.83 per hour |
| Forklift | \$ 65.92 | \$65.92 | \$1.19 | | | \$67.10 |
| Chainsaw | \$ 32.95 | \$32.95 | \$0.59 | | | \$33.55 |
| Bulky Item Collection | \$ 19.78 | \$19.78 | \$0.36 | | | \$20.14 |
| CFC Removal Fee | \$ 26.36 | \$26.36 | \$0.47 | | | \$26.83 |
| Electronic Waste | \$ 30.01 | \$30.01 | \$0.54 | | | \$30.55 |
| Residential Account Set-Up | \$ 13.67 | \$13.67 | \$0.25 | | | \$13.92 |



Tip Fee Increase 0.00%

Fuel Surcharge 0.0%

CPI 1.8%

Area 4 A (South of HWY 91)

Commercial Bins

| bin size (cu. yd.) | frequency | Current Total | Current Service | Adjustment to Service | Current Landfill | Adjustment to Landfill | Adjusted Total |
|--------------------|-----------|---------------|-----------------|-----------------------|------------------|------------------------|----------------|
| 1.5 | 1 | \$ 69.43 | \$55.47 | \$1.00 | \$13.96 | \$0.00 | \$70.43 |
| | 1 | \$ 74.87 | \$56.26 | \$1.01 | \$18.61 | \$0.00 | \$75.88 |
| 2 | 2 | \$ 124.29 | \$87.07 | \$1.57 | \$37.22 | \$0.00 | \$125.86 |
| | 3 | \$ 173.71 | \$117.88 | \$2.12 | \$55.82 | \$0.00 | \$175.83 |
| | 4 | \$ 223.14 | \$148.71 | \$2.68 | \$74.43 | \$0.00 | \$225.82 |
| | 5 | \$ 272.56 | \$179.52 | \$3.23 | \$93.04 | \$0.00 | \$275.79 |
| 3 | 6 | \$ 321.99 | \$210.34 | \$3.79 | \$111.65 | \$0.00 | \$325.78 |
| | 1 | \$ 100.11 | \$72.21 | \$1.30 | \$27.91 | \$0.00 | \$101.41 |
| 4 | 2 | \$ 166.39 | \$110.57 | \$1.99 | \$55.82 | \$0.00 | \$168.38 |
| | 3 | \$ 232.67 | \$148.94 | \$2.68 | \$83.73 | \$0.00 | \$235.35 |
| | 4 | \$ 295.56 | \$183.91 | \$3.31 | \$111.65 | \$0.00 | \$298.87 |
| | 5 | \$ 358.37 | \$218.82 | \$3.94 | \$139.56 | \$0.00 | \$362.31 |
| 6 | 6 | \$ 420.49 | \$253.01 | \$4.55 | \$167.47 | \$0.00 | \$425.04 |
| | 1 | \$ 106.98 | \$69.76 | \$1.26 | \$37.22 | \$0.00 | \$108.24 |
| 2 | 2 | \$ 183.53 | \$109.10 | \$1.96 | \$74.43 | \$0.00 | \$185.49 |
| | 3 | \$ 258.36 | \$146.71 | \$2.64 | \$111.65 | \$0.00 | \$261.00 |
| | 4 | \$ 325.86 | \$177.00 | \$3.19 | \$148.86 | \$0.00 | \$329.05 |
| | 5 | \$ 407.92 | \$221.83 | \$3.99 | \$186.08 | \$0.00 | \$411.91 |
| 6 | 6 | \$ 482.69 | \$259.40 | \$4.67 | \$223.30 | \$0.00 | \$487.36 |
| | 1 | \$ 171.51 | \$115.68 | \$2.08 | \$55.82 | \$0.00 | \$173.59 |
| 3 | 2 | \$ 343.01 | \$231.37 | \$4.16 | \$111.65 | \$0.00 | \$347.18 |
| | 3 | \$ 514.49 | \$347.02 | \$6.25 | \$167.47 | \$0.00 | \$520.74 |
| | 4 | \$ 685.98 | \$462.68 | \$8.33 | \$223.30 | \$0.00 | \$694.31 |
| | 5 | \$ 857.48 | \$578.36 | \$10.41 | \$279.12 | \$0.00 | \$867.90 |
| 6 | 6 | \$ 1,029.00 | \$694.06 | \$12.49 | \$334.95 | \$0.00 | \$1,041.49 |



Tip Fee Increase 0.00%
 Fuel Surcharge 0.0%
 CPI 1.8%

Area 4 A (South of HWY 91)

Hard to service / Ag bins

| | Current Total | Current Service | Adjustment to Service | Current Landfill | Adjustment to Landfill | Adjusted Total |
|-----|---------------|-----------------|-----------------------|------------------|------------------------|----------------|
| 1.5 | 1 \$ 96.14 | \$55.57 | \$1.00 | \$40.57 | \$0.00 | \$97.14 |
| 2 | 1 \$ 109.55 | \$56.24 | \$1.01 | \$53.31 | \$0.00 | \$110.57 |
| | 2 \$ 193.65 | \$87.04 | \$1.57 | \$106.61 | \$0.00 | \$195.22 |
| | 3 \$ 270.76 | \$76.47 | \$1.38 | \$194.29 | \$0.00 | \$272.14 |
| | 4 \$ 361.84 | \$148.63 | \$2.68 | \$213.21 | \$0.00 | \$364.52 |
| | 5 \$ 448.66 | \$182.16 | \$3.28 | \$266.51 | \$0.00 | \$451.94 |
| | 6 \$ 530.04 | \$210.23 | \$3.78 | \$319.81 | \$0.00 | \$533.83 |
| 3 | 1 \$ 152.11 | \$72.17 | \$1.30 | \$79.94 | \$0.00 | \$153.41 |
| | 2 \$ 270.44 | \$110.54 | \$1.99 | \$159.90 | \$0.00 | \$272.43 |
| | 3 \$ 388.72 | \$148.86 | \$2.68 | \$239.87 | \$0.00 | \$391.40 |
| | 4 \$ 506.47 | \$183.83 | \$3.31 | \$322.64 | \$0.00 | \$509.78 |
| | 5 \$ 624.19 | \$218.71 | \$3.94 | \$405.48 | \$0.00 | \$628.13 |
| | 6 \$ 741.80 | \$252.89 | \$4.55 | \$488.91 | \$0.00 | \$746.35 |
| 4 | 1 \$ 179.16 | \$72.54 | \$1.31 | \$106.62 | \$0.00 | \$180.47 |
| | 2 \$ 323.78 | \$110.55 | \$1.99 | \$213.23 | \$0.00 | \$325.77 |
| | 3 \$ 468.43 | \$148.59 | \$2.67 | \$319.84 | \$0.00 | \$471.10 |
| | 4 \$ 613.05 | \$186.61 | \$3.36 | \$426.44 | \$0.00 | \$616.41 |
| | 5 \$ 757.70 | \$224.65 | \$4.04 | \$533.05 | \$0.00 | \$761.74 |
| | 6 \$ 902.34 | \$262.67 | \$4.73 | \$639.66 | \$0.00 | \$907.06 |

Roll off:

| | | | | | | |
|-----------------------------|-----------|----------|--------|----------|--------|---------------------------------|
| 10 to 40 cubic yard | \$ 451.19 | \$274.71 | \$4.94 | \$176.48 | \$0.00 | \$456.13 |
| Compactor | \$ 392.66 | \$392.66 | \$7.07 | | | \$399.73 per pull plus disposal |
| Minimum Pull Charge | \$ 274.70 | \$274.70 | \$4.94 | | | \$279.65 |
| Unscheduled Extra Bin Dumps | \$ 48.04 | \$39.81 | \$0.72 | \$8.23 | \$0.00 | \$48.76 |



| | |
|------------------|-------|
| Tip Fee Increase | 0.00% |
| Fuel Surcharge | 0.0% |
| CPI | 1.8% |

Area 4 A (South of HWY 91)

| | Current Total | Current Service | Adjustment to Service | Current Landfill | Adjustment to Landfill | Adjusted Total |
|------------------------------|---------------|-----------------|-----------------------|------------------|------------------------|----------------|
| bin size (cu. yd.) frequency | | | | | | |
| 1 | \$ 124.59 | \$107.09 | \$1.93 | \$17.49 | \$0.00 | \$126.51 |
| 2 | \$ 161.72 | \$135.48 | \$2.44 | \$26.24 | \$0.00 | \$164.16 |

Other Services

Manure Bin rate

| | | | | | | |
|-----------|----------|---------|--------|--|--|---------|
| 0 to 25' | \$ - | | | | | \$9.82 |
| 26 to 50 | \$ 9.65 | \$9.65 | \$0.17 | | | \$12.64 |
| 51 to 75 | \$ 12.41 | \$12.41 | \$0.22 | | | \$14.05 |
| 76 to 100 | \$ 13.80 | \$13.80 | \$0.25 | | | |

Commercial Bin Push Charges

| Dismount Distance (in feet) | Current Total | Current Service | Adjustment to Service | Current Landfill | Adjustment to Landfill | Adjusted Total |
|-----------------------------|---------------|-----------------|-----------------------|------------------|------------------------|----------------|
| 0 to 25' | \$ - | | | | | \$9.82 |
| 26 to 50 | \$ 9.65 | \$9.65 | \$0.17 | | | \$12.64 |
| 51 to 75 | \$ 12.41 | \$12.41 | \$0.22 | | | \$14.05 |
| 76 to 100 | \$ 13.80 | \$13.80 | \$0.25 | | | |

Additional Roll off fees

| | | | | | | |
|-----------------------|----------|---------|--------|--|--|---------|
| Delivery | \$ 80.25 | \$80.25 | \$1.44 | | | \$81.69 |
| Extra Trip | \$ 80.25 | \$80.25 | \$1.44 | | | \$81.69 |
| Relocation | \$ 80.25 | \$80.25 | \$1.44 | | | \$81.69 |
| first item | \$ 34.00 | \$34.00 | \$0.61 | | | \$34.62 |
| second and third item | \$ 20.39 | \$20.39 | \$0.37 | | | \$20.76 |

Commercial and Industrial Bulky Item Service

| | | | | | | |
|-----------------------------|----------|---------|--------|--------|--------|---------|
| While on Site | \$ 46.42 | \$39.86 | \$0.72 | \$6.56 | \$0.00 | \$47.13 |
| Separate Trip | \$ 67.09 | \$60.53 | \$1.09 | \$6.56 | \$0.00 | \$68.18 |
| Unscheduled Compactor Dumps | \$ 80.36 | \$80.36 | \$1.45 | | | \$81.81 |



Tip Fee Increase 0.00%
 Fuel Surcharge 0.0%
 CPI 1.8%

Area 4 A (South of HWY 91)

| | Current Total | Current Service | Adjustment to Service | Current Landfill | Adjustment to Landfill | Adjusted Total |
|---|---------------|-----------------|-----------------------|------------------|------------------------|----------------|
| Commercial Can | \$ 40.33 | \$38.71 | \$0.70 | \$1.62 | \$0.00 | \$41.03 |
| Temporary bin service | | | | | | |
| Up to Three (3) days: | \$ 100.28 | \$93.72 | \$1.69 | \$6.56 | \$0.00 | \$101.97 |
| Up to Thirty (30) days: | \$ 265.13 | \$238.89 | \$4.30 | \$26.24 | \$0.00 | \$269.43 |
| Additional Scout Service | \$ 68.02 | \$68.02 | \$1.22 | | | \$69.24 |
| Bin Exchange (in excess of 1 per year) | \$ 45.00 | \$45.00 | | | | \$45.00 |
| Lost or Stolen Bin | \$ 680.06 | \$680.06 | \$12.24 | | | \$692.30 |
| Lost or Stolen Cart | \$ 108.83 | \$108.83 | \$1.96 | | | \$110.79 |
| Burned Bin | \$ 380.84 | \$380.84 | \$6.86 | | | \$387.70 |
| Bin or Cart Repair | Actual Cost | | | | | Actual Cost |
| Locking Lids | \$ 16.33 | \$16.33 | \$0.29 | | | \$16.62 |
| Replacement Lock | \$ 34.00 | \$34.00 | \$0.61 | | | \$34.62 |
| Replacement Key | \$ 6.80 | \$6.80 | \$0.12 | | | \$6.92 |
| Haul or Call Fee | \$ 25.00 | \$0.00 | | | | \$25.00 |
| Tire Haul Charge | \$ 350.00 | \$0.00 | | | | \$350.00 |
| Restart fee | | | | | | |
| (Administrative Only, Bin on Site) | \$ 20.39 | \$20.39 | \$0.37 | | | \$20.76 |
| (Administrative Plus Bin Delivery) | \$ 102.00 | \$102.00 | \$1.84 | | | \$103.84 |
| "Over Loaded Bin" Fee | \$ 34.00 | \$34.00 | \$0.61 | | | \$34.62 |



Tip Fee Increase 0.00%
 Fuel Surcharge 0.0%
 CPI 1.8%

Area 4 B (North of HWY 91)

| Residential Services | Current Total | Current Service | Adjustment to Service | Current Landfill | Adjustment to Landfill | Adjusted Total |
|------------------------------|---------------|-----------------|-----------------------|------------------|------------------------|----------------|
| Non-Comprehensive Collection | | | | | | |
| Regular | \$18.54 | \$13.95 | \$0.25 | \$4.59 | \$0.00 | \$18.79 |
| Senior | \$16.48 | \$11.89 | \$0.21 | \$4.59 | \$0.00 | \$16.69 |
| Hard to Handle | | | | | | |
| Extra Container | \$6.43 | \$3.85 | \$0.07 | \$2.58 | \$0.00 | \$6.50 |
| Green Waste | \$3.77 | \$2.89 | \$0.05 | \$0.88 | \$0.00 | \$3.82 |

Comprehensive Collection

Not Available

Regular
 Senior
 Hard to Handle
 Extra Container
 Green Waste



| | |
|------------------|-------|
| Tip Fee Increase | 0.00% |
| Fuel Surcharge | 0.0% |
| CPI | 1.8% |

Area 4 B (North of HWY 91)

Other Residential Services

| | Current Total | Current Service | Adjustment to Service | Current Landfill | Adjustment to Landfill | Adjusted Total |
|-------------------------------------|---------------|-----------------|-----------------------|------------------|------------------------|----------------------------|
| Residential Bin (2 cu yard) | \$74.31 | \$74.31 | \$1.34 | | | \$75.65 |
| Street Sweeping | \$0.71 | \$0.71 | \$0.01 | | | \$0.72 |
| Back Yard/Side Yard Collection | \$15.83 | \$15.83 | \$0.28 | | | \$16.11 per month |
| Extra Recycling Cart | \$2.57 | \$2.57 | \$0.05 | | | \$2.62 per month |
| Extra Green Waste Cart | \$5.34 | \$5.34 | \$0.10 | | | \$5.44 per month |
| Exchanges (in excess of 1 per year) | \$15.83 | \$15.83 | \$0.28 | | | \$16.11 |
| Redelivery Fee for Roll Cart | \$19.78 | \$19.78 | \$0.36 | | | \$20.14 |
| Reinstatement Fee | \$19.78 | \$19.78 | \$0.36 | | | \$20.14 |
| Scout Service | \$1.50 | | | | | 1.5 times residential rate |
| Residential clean-up | | | | | | |
| (\$50.00 minimum per below) | | | | | | |
| Supervisor | \$41.01 | \$41.01 | \$0.74 | | | \$41.75 per man /per hour |
| Laborer | \$12.30 | \$12.30 | \$0.22 | | | \$12.52 per hour |
| Equipment Operator | \$27.34 | \$27.34 | \$0.49 | | | \$27.83 per hour |
| Forklift | \$65.92 | \$65.92 | \$1.19 | | | \$67.10 per hour |
| Chainsaw | \$32.95 | \$32.95 | \$0.59 | | | \$33.55 per hour |
| Bulky Item Collection | \$19.78 | \$19.78 | \$0.36 | | | \$20.14 |
| CFC Removal Fee | \$26.36 | \$26.36 | \$0.47 | | | \$26.83 |
| Electronic Waste | \$30.01 | \$30.01 | \$0.54 | | | \$30.55 |
| Residential Account Set-Up | \$13.67 | \$13.67 | \$0.25 | | | \$13.92 |



Tip Fee Increase 0.00%

Fuel Surcharge 0.0%

CPI 1.8%

Area 4 B (North of HWY 91)

Commercial Bins

| bin size (cu. yd.) | frequency | Current Total | Current Service | Adjustment to Service | Current Landfill | Adjustment to Landfill | Adjusted Total |
|--------------------|-----------|---------------|-----------------|-----------------------|------------------|------------------------|----------------|
| 1.5 | 1 | \$81.95 | \$67.99 | \$1.22 | \$13.96 | \$0.00 | \$83.18 |
| | 1 | \$90.55 | \$71.94 | \$1.29 | \$18.61 | \$0.00 | \$91.85 |
| 2 | 2 | \$155.63 | \$118.41 | \$2.13 | \$37.22 | \$0.00 | \$157.76 |
| | 3 | \$220.74 | \$164.91 | \$2.97 | \$55.82 | \$0.00 | \$223.70 |
| | 4 | \$285.82 | \$211.39 | \$3.81 | \$74.43 | \$0.00 | \$289.63 |
| | 5 | \$350.91 | \$257.87 | \$4.64 | \$93.04 | \$0.00 | \$355.55 |
| 3 | 6 | \$416.02 | \$304.37 | \$5.48 | \$111.65 | \$0.00 | \$421.50 |
| | 1 | \$123.61 | \$95.70 | \$1.72 | \$27.91 | \$0.00 | \$125.33 |
| | 2 | \$213.42 | \$157.59 | \$2.84 | \$55.82 | \$0.00 | \$216.26 |
| | 3 | \$303.18 | \$219.45 | \$3.95 | \$83.73 | \$0.00 | \$307.13 |
| | 4 | \$389.60 | \$277.95 | \$5.00 | \$111.65 | \$0.00 | \$394.60 |
| | 5 | \$475.91 | \$336.35 | \$6.05 | \$139.56 | \$0.00 | \$481.96 |
| 4 | 6 | \$561.53 | \$394.05 | \$7.09 | \$167.47 | \$0.00 | \$568.62 |
| | 1 | \$141.11 | \$103.90 | \$1.87 | \$37.22 | \$0.00 | \$142.98 |
| | 2 | \$247.74 | \$173.31 | \$3.12 | \$74.43 | \$0.00 | \$250.86 |
| | 3 | \$354.38 | \$242.73 | \$4.37 | \$111.65 | \$0.00 | \$358.74 |
| | 4 | \$461.02 | \$312.15 | \$5.62 | \$148.86 | \$0.00 | \$466.63 |
| | 5 | \$567.61 | \$381.52 | \$6.87 | \$186.08 | \$0.00 | \$574.47 |
| 6 | 6 | \$674.24 | \$450.94 | \$8.12 | \$223.30 | \$0.00 | \$682.35 |
| | 1 | \$239.40 | \$183.58 | \$3.30 | \$55.82 | \$0.00 | \$242.71 |
| | 2 | \$432.57 | \$320.92 | \$5.78 | \$111.65 | \$0.00 | \$438.35 |
| | 3 | \$625.75 | \$458.28 | \$8.25 | \$167.47 | \$0.00 | \$634.00 |
| | 4 | \$818.94 | \$595.64 | \$10.72 | \$223.30 | \$0.00 | \$829.66 |
| | 5 | \$1,012.11 | \$732.99 | \$13.19 | \$279.12 | \$0.00 | \$1,025.30 |
| | 6 | \$1,205.29 | \$870.34 | \$15.67 | \$334.95 | \$0.00 | \$1,220.95 |



Franchise Area 4

Rate Adjustment Schedule for 2010

Attachment 1

Tip Fee Increase 0.00%
 Fuel Surcharge 0.0%
 CPI 1.8%


Area 4 B (North of HWY 91)

Hard to service / Ag bins

| | Current Total | Current Service | Adjustment to Service | Current Landfill | Adjustment to Landfill | Adjusted Total |
|-----|---------------|-----------------|-----------------------|------------------|------------------------|----------------|
| 1.5 | 1 | \$96.14 | \$55.57 | \$1.00 | \$40.57 | \$97.14 |
| 2 | 1 | \$109.50 | \$56.19 | \$1.01 | \$53.31 | \$110.52 |
| | 2 | \$193.56 | \$86.95 | \$1.57 | \$106.61 | \$195.13 |
| | 3 | \$271.17 | \$76.88 | \$1.38 | \$194.29 | \$272.55 |
| | 4 | \$361.65 | \$148.44 | \$2.67 | \$213.21 | \$364.32 |
| | 5 | \$445.71 | \$179.20 | \$3.23 | \$266.51 | \$448.94 |
| | 6 | \$529.76 | \$209.95 | \$3.78 | \$319.81 | \$533.54 |
| 3 | 1 | \$152.04 | \$72.10 | \$1.30 | \$79.94 | \$153.34 |
| | 2 | \$270.29 | \$110.39 | \$1.99 | \$159.90 | \$272.27 |
| | 3 | \$388.54 | \$148.68 | \$2.68 | \$239.87 | \$391.22 |
| | 4 | \$506.23 | \$183.59 | \$3.30 | \$322.64 | \$509.53 |
| | 5 | \$623.94 | \$218.46 | \$3.93 | \$405.48 | \$627.88 |
| | 6 | \$741.54 | \$252.63 | \$4.55 | \$488.91 | \$746.09 |
| 4 | 1 | \$179.06 | \$72.44 | \$1.30 | \$106.62 | \$180.36 |
| | 2 | \$323.60 | \$110.37 | \$1.99 | \$213.23 | \$325.59 |
| | 3 | \$468.15 | \$148.31 | \$2.67 | \$319.84 | \$470.82 |
| | 4 | \$612.69 | \$186.25 | \$3.35 | \$426.44 | \$616.05 |
| | 5 | \$757.24 | \$224.19 | \$4.04 | \$533.05 | \$761.28 |
| | 6 | \$901.78 | \$262.12 | \$4.72 | \$639.66 | \$906.50 |

Roll off:

| | | | | | | |
|-----------------------------|----------|----------|--------|----------|--------|---------------------------------|
| 10 to 40 cubic yard | \$452.39 | \$274.70 | \$4.94 | \$177.69 | \$0.00 | \$457.33 |
| Compactor | \$392.66 | \$392.66 | \$7.07 | | | \$399.73 per pull plus disposal |
| Minimum Pull Charge | \$274.70 | \$274.70 | \$4.94 | \$0.00 | | \$279.65 |
| Unscheduled Extra Bin Dumps | \$49.08 | \$39.80 | \$0.72 | \$9.28 | \$0.00 | \$49.80 |



| | |
|------------------|-------|
| Tip Fee Increase | 0.00% |
| Fuel Surcharge | 0.0% |
| CPI | 1.8% |

Area 4 B (North of HWY 91)

| | Current Total | Current Service | Adjustment to Service | Current Landfill | Adjustment to Landfill | Adjusted Total |
|------------------------------|---------------|-----------------|-----------------------|------------------|------------------------|----------------|
| Manure Bin rate | | | | | | |
| bin size (cu. yd.) frequency | | | | | | |
| 2 1 | \$124.59 | \$107.09 | \$1.93 | \$17.49 | \$0.00 | \$126.51 |
| 3 1 | \$161.72 | \$135.48 | \$2.44 | \$26.24 | \$0.00 | \$164.16 |

Other Services

Manure Bin rate

| bin size (cu. yd.) | frequency | Current Service | Adjustment to Service | Current Landfill | Adjusted Total |
|--------------------|-----------|-----------------|-----------------------|------------------|----------------|
| 0 to 25' | | \$0.00 | \$0.00 | \$0.00 | \$0.00 |
| 26 to 50 | | \$9.65 | \$0.17 | \$9.82 | \$9.82 |
| 51 to 75 | | \$12.41 | \$0.22 | \$12.64 | \$12.64 |
| 76 to 100 | | \$13.80 | \$0.25 | \$14.05 | \$14.05 |

Commercial Bin Push Charges

| Dismount Distance (in feet) | Current Service | Adjustment to Service | Current Landfill | Adjusted Total |
|-----------------------------|-----------------|-----------------------|------------------|----------------|
| 0 to 25' | \$0.00 | \$0.00 | \$0.00 | \$0.00 |
| 26 to 50 | \$9.65 | \$0.17 | \$9.82 | \$9.82 |
| 51 to 75 | \$12.41 | \$0.22 | \$12.64 | \$12.64 |
| 76 to 100 | \$13.80 | \$0.25 | \$14.05 | \$14.05 |

Additional Roll off fees


| | | | |
|------------|---------|--------|---------|
| Delivery | \$80.25 | \$1.44 | \$81.69 |
| Extra Trip | \$80.25 | \$1.44 | \$81.69 |
| Relocation | \$80.25 | \$1.44 | \$81.69 |

Commercial and Industrial Bulky Item S

| | | | |
|-----------------------|---------|--------|---------|
| first item | \$34.00 | \$0.61 | \$34.62 |
| second and third item | \$20.39 | \$0.37 | \$20.76 |

Unscheduled Extra Bin Dumps

| | | | | |
|-----------------------------|---------|--------|--------|---------|
| While on Site | \$39.86 | \$0.72 | \$6.56 | \$47.13 |
| Separate Trip | \$67.09 | \$1.09 | \$6.56 | \$68.18 |
| Unscheduled Compactor Dumps | \$80.36 | \$1.45 | | \$81.81 |



Tip Fee Increase 0.00%
 Fuel Surcharge 0.0%
 CPI 1.8%

Area 4 B (North of HWY 91)

| | Current Total | Current Service | Adjustment to Service | Current Landfill | Adjustment to Landfill | Adjusted Total |
|---|---------------|-----------------|-----------------------|------------------|------------------------|----------------|
| Commercial Can | \$40.33 | \$38.71 | \$0.70 | \$1.62 | \$0.00 | \$41.03 |
| Temporary bin service | | | | | | |
| Up to Three (3) days: | \$100.28 | \$93.72 | \$1.69 | \$6.56 | \$0.00 | \$101.97 |
| Up to Thirty (30) days: | \$265.13 | \$238.89 | \$4.30 | \$26.24 | \$0.00 | \$269.43 |
| Additional Scout Service | \$68.02 | \$68.02 | \$1.22 | | | \$69.24 |
| Bin Exchange (in excess of 1 per year) | | | | | | |
| Lost or Stolen Bin | \$45.00 | \$45.00 | \$12.24 | | | \$45.00 |
| Lost or Stolen Cart | \$680.06 | \$680.06 | \$1.96 | | | \$692.30 |
| Burned Bin | \$108.83 | \$108.83 | \$6.86 | | | \$110.79 |
| Bin or Cart Repair | \$380.84 | \$380.84 | | | | \$387.70 |
| Actual Cost | | | | | | Actual Cost |
| Locking Lids | \$16.33 | \$16.33 | \$0.29 | | | \$16.62 |
| Replacement Lock | \$34.00 | \$34.00 | \$0.61 | | | \$34.62 |
| Replacement Key | \$6.80 | \$6.80 | \$0.12 | | | \$6.92 |
| Haul or Call Fee | \$25.00 | \$0.00 | | | | \$25.00 |
| Tire Haul Charge | \$350.00 | \$0.00 | | | | \$350.00 |
| Restart fee | | | | | | |
| (Administrative Only, Bin on Site) | \$20.39 | \$20.39 | \$0.37 | | | \$20.76 |
| (Administrative Plus Bin Delivery) | \$102.00 | \$102.00 | \$1.84 | | | \$103.84 |
| "Over Loaded Bin" Fee | \$34.00 | \$34.00 | \$0.61 | | | \$34.62 |



Franchise Area 5

Tip Fee Increase 0.00%

Fuel Surcharge 0.0%

CPI 1.8%

Rate Adjustment Schedule for 2010

Attachment 1

Area 5

| | Current Total | Current Service | Adjustment to Service | Current Landfill | Adjustment to Landfill | Adjusted Total |
|---|---------------|-----------------|-----------------------|------------------|------------------------|---------------------------|
| Residential Services | | | | | | |
| <i>Non- Comprehensive Collection</i> | | | | | | |
| Regular | \$21.56 | \$17.50 | \$0.32 | \$4.06 | \$0.00 | \$21.88 |
| Senior - 60 gallon | \$16.66 | \$12.60 | \$0.23 | \$4.06 | \$0.00 | \$16.88 |
| Senior - 100 gallon | \$19.32 | \$15.26 | \$0.27 | \$4.06 | \$0.00 | \$19.59 |
| Hard to Service | \$37.13 | \$33.07 | \$0.60 | \$4.06 | \$0.00 | \$37.72 |
| Green Waste | \$2.73 | \$2.03 | \$0.04 | \$0.70 | \$0.00 | \$2.77 |
| <i>Comprehensive Collection</i> | | | | | | |
| Regular | \$20.86 | \$16.80 | \$0.30 | \$4.06 | \$0.00 | \$21.16 |
| Senior - 60 gallon | \$16.66 | \$12.60 | \$0.23 | \$4.06 | \$0.00 | \$16.88 |
| Senior - 100 gallon | \$19.32 | \$15.26 | \$0.27 | \$4.06 | \$0.00 | \$19.59 |
| Hard to Service | \$37.13 | \$33.07 | \$0.60 | \$4.06 | \$0.00 | \$37.72 |
| Green Waste | \$2.73 | \$2.03 | \$0.04 | \$0.70 | \$0.00 | \$2.77 |
| Other Residential Services | | | | | | |
| Extra trash container | \$ - | | | | | \$ 8.00 |
| Extra green waste container | \$ - | | | | | \$ 5.00 |
| Extra recycle container | \$ - | | | | | \$ 1.50 |
| Bulky Item Collection | \$21.12 | \$21.12 | \$0.38 | | | \$21.50 |
| Residential clean-up (\$50.00 minimum per below) | | | | | | |
| Labor | \$35.18 | \$35.18 | \$0.63 | | | \$35.81 per man /per hour |
| Equipment | \$91.44 | \$91.44 | \$1.65 | | | \$93.09 per hour |



Franchise Area 5
Residential Bins


Rate Adjustment Schedule for 2010

Attachment 1

| bin size (cu. yd.) | frequency | | | | | | | | |
|--------------------|-----------|----------|----------|--------|---------|--------|----------|--|--|
| 1.5 | 1 | \$85.77 | \$71.81 | \$1.29 | \$13.96 | \$0.00 | \$87.06 | | |
| | 2 | \$171.55 | \$143.65 | \$2.59 | \$27.91 | \$0.00 | \$174.14 | | |
| 2 | 1 | \$91.38 | \$72.78 | \$1.31 | \$18.61 | \$0.00 | \$92.69 | | |
| | 2 | \$182.77 | \$145.55 | \$2.62 | \$37.22 | \$0.00 | \$185.39 | | |
| 3 | 1 | \$101.20 | \$73.30 | \$1.32 | \$27.91 | \$0.00 | \$102.52 | | |
| | 2 | \$193.98 | \$138.16 | \$2.49 | \$55.82 | \$0.00 | \$196.47 | | |
| 4 | 1 | \$109.62 | \$72.41 | \$1.30 | \$37.22 | \$0.00 | \$110.93 | | |
| | 2 | \$219.25 | \$144.81 | \$2.61 | \$74.43 | \$0.00 | \$221.85 | | |

Manure Collection

| bin size (cu. yd.) | frequency | | | | | | |
|------------------------|-----------|----------|----------|--------|---------|--------|----------|
| 2 | 1 | \$119.12 | \$101.26 | \$1.82 | \$17.86 | \$0.00 | \$120.94 |
| Each Additional Pickup | | \$114.12 | \$96.26 | \$1.73 | \$17.86 | \$0.00 | \$115.85 |
| 3 | 1 | \$149.15 | \$122.36 | \$2.20 | \$26.79 | \$0.00 | \$151.35 |
| Each Additional Pickup | | \$144.15 | \$117.36 | \$2.11 | \$26.79 | \$0.00 | \$146.26 |



Rate Adjustment Schedule for 2010

Franchise Area 5

| bin size (cu. yd.) | frequency | (Both Comprehensive and Non-comprehensive) | | | | | |
|--------------------|-----------|--|----------|---------|----------|--------|------------|
| | | 1 | 2 | 3 | 4 | 5 | 6 |
| 1.5 | 1 | \$88.63 | \$74.67 | \$1.34 | \$13.96 | \$0.00 | \$89.97 |
| | 2 | \$177.24 | \$149.33 | \$2.69 | \$27.91 | \$0.00 | \$179.93 |
| | 3 | \$265.87 | \$224.00 | \$4.03 | \$41.87 | \$0.00 | \$269.90 |
| | 4 | \$354.51 | \$298.69 | \$5.38 | \$55.82 | \$0.00 | \$359.89 |
| | 5 | \$443.12 | \$373.34 | \$6.72 | \$69.78 | \$0.00 | \$449.84 |
| | 6 | \$531.75 | \$448.02 | \$8.06 | \$83.73 | \$0.00 | \$539.81 |
| 2 | 1 | \$97.56 | \$78.95 | \$1.42 | \$18.61 | \$0.00 | \$98.98 |
| | 2 | \$195.13 | \$157.91 | \$2.84 | \$37.22 | \$0.00 | \$197.97 |
| | 3 | \$292.72 | \$236.89 | \$4.26 | \$55.82 | \$0.00 | \$296.98 |
| | 4 | \$390.28 | \$315.84 | \$5.69 | \$74.43 | \$0.00 | \$395.96 |
| | 5 | \$487.84 | \$394.80 | \$7.11 | \$93.04 | \$0.00 | \$494.94 |
| | 6 | \$585.41 | \$473.76 | \$8.53 | \$111.65 | \$0.00 | \$593.93 |
| 3 | 1 | \$120.20 | \$92.30 | \$1.66 | \$27.91 | \$0.00 | \$121.86 |
| | 2 | \$240.40 | \$184.57 | \$3.32 | \$55.82 | \$0.00 | \$243.72 |
| | 3 | \$360.60 | \$276.87 | \$4.98 | \$83.73 | \$0.00 | \$365.58 |
| | 4 | \$480.79 | \$369.14 | \$6.64 | \$111.65 | \$0.00 | \$487.44 |
| | 5 | \$600.98 | \$461.43 | \$8.31 | \$139.56 | \$0.00 | \$609.29 |
| | 6 | \$721.18 | \$553.70 | \$9.97 | \$167.47 | \$0.00 | \$731.14 |
| 4 | 1 | \$134.94 | \$97.72 | \$1.76 | \$37.22 | \$0.00 | \$136.70 |
| | 2 | \$269.91 | \$195.47 | \$3.52 | \$74.43 | \$0.00 | \$273.43 |
| | 3 | \$404.85 | \$293.20 | \$5.28 | \$111.65 | \$0.00 | \$410.12 |
| | 4 | \$539.79 | \$390.93 | \$7.04 | \$148.86 | \$0.00 | \$546.83 |
| | 5 | \$674.72 | \$488.64 | \$8.80 | \$186.08 | \$0.00 | \$683.52 |
| | 6 | \$809.70 | \$586.40 | \$10.56 | \$223.30 | \$0.00 | \$820.26 |
| 6 | 1 | \$206.16 | \$150.34 | \$2.71 | \$55.82 | \$0.00 | \$208.87 |
| | 2 | \$365.17 | \$253.52 | \$4.56 | \$111.65 | \$0.00 | \$369.73 |
| | 3 | \$524.16 | \$356.69 | \$6.42 | \$167.47 | \$0.00 | \$530.58 |
| | 4 | \$683.16 | \$459.87 | \$8.28 | \$223.30 | \$0.00 | \$691.44 |
| | 5 | \$842.17 | \$563.05 | \$10.13 | \$279.12 | \$0.00 | \$852.30 |
| | 6 | \$1,001.18 | \$666.24 | \$11.99 | \$334.95 | \$0.00 | \$1,013.18 |

C o m m e r c i a l B i n s



Franchise Area 5

Rate Adjustment Schedule for 2010

Attachment 1

Roll-offs

| | | | | | |
|--------------------------|----------|----------|--------|----------|------------------------|
| Roll-Off Delivery | \$ - | | | | \$ 65.00 |
| 10 cubic yard | \$554.84 | \$211.04 | \$3.80 | \$343.79 | \$0.00 |
| 40 cubic yard | \$417.32 | \$211.04 | \$3.80 | \$206.28 | \$0.00 |
| Regular Roll-off account | \$189.92 | \$189.92 | \$3.42 | | \$193.34 plus disposal |

Roll-off Redelivery

\$ 65.00

Temporary bin service

| | | | | | | |
|---------------|----------|----------|--------|--------|--------|--------------------------|
| 3 cubic yards | \$111.08 | \$104.64 | \$1.88 | \$6.45 | \$0.00 | \$112.97 per load/7 days |
|---------------|----------|----------|--------|--------|--------|--------------------------|

Commercial Container Delivery

\$ 35.00

Commercial Container Redelivery

\$ 35.00

Commercial Container Dump on-site


\$ 55.00

Residential Container Redelivery

\$ 25.00

Locking Container

\$ 10.00 per month




Tip Fee Increase 0.00%
 Fuel Surcharge 0.0%
 CPI 1.8%

Area 6

| | Current Total | Current Service | Adjustment to Service | Current Landfill | Adjustment to Landfill | Adjusted Total |
|--------------------------------------|---------------|-----------------|-----------------------|------------------|------------------------|----------------|
| Residential Services | | | | | | |
| <i>Non- Comprehensive Collection</i> | | | | | | |
| Regular | \$20.08 | \$15.49 | \$0.28 | \$4.59 | \$0.00 | \$20.36 |
| Senior | \$18.19 | \$13.60 | \$0.24 | \$4.59 | \$0.00 | \$18.44 |
| Hard to Service | \$23.13 | \$18.54 | \$0.33 | \$4.59 | \$0.00 | \$23.46 |
| Green Waste | \$1.98 | \$1.31 | \$0.02 | \$0.67 | \$0.00 | \$2.00 |

Other Residential Services

| | | | | | | |
|--|---------|---------|--------|--|--|---------------------------|
| <i>Extra trash container</i> | \$ - | | | | | \$ 8.00 |
| <i>Extra green waste container</i> | \$ - | | | | | \$ 5.00 |
| <i>Extra recycle container</i> | \$ - | | | | | \$ 1.50 |
| Bulky Item Collection | \$20.35 | \$20.35 | \$0.37 | | | \$20.72 |
| Residential clean-up (\$50.00 minimum per below) | | | | | | |
| Labor | \$33.92 | \$33.92 | \$0.61 | | | \$34.53 per man /per hour |
| Equipment | \$88.19 | \$88.19 | \$1.59 | | | \$89.78 per hour |




Commercial Bins

(Both Comprehensive and Non-comprehensive)

| bin size (cu. yd.) | frequency | | | | | | | | | | | |
|---------------------------|-----------|----------|---------|--------|---------|--------|----------|--|--|--|--|--|
| 2 | 1 | \$86.08 | \$67.47 | \$1.21 | \$18.61 | \$0.00 | \$87.30 | | | | | |
| Each Additional Day | | \$56.50 | \$37.89 | \$0.68 | \$18.61 | \$0.00 | \$57.18 | | | | | |
| Each Additional Container | | \$86.08 | \$67.47 | \$1.21 | \$18.61 | \$0.00 | \$87.30 | | | | | |
| 3 | 1 | \$102.29 | \$74.39 | \$1.34 | \$27.91 | \$0.00 | \$103.63 | | | | | |
| Each Additional Day | | \$80.21 | \$52.30 | \$0.94 | \$27.91 | \$0.00 | \$81.15 | | | | | |
| Each Additional Container | | \$98.23 | \$70.32 | \$1.27 | \$27.91 | \$0.00 | \$99.49 | | | | | |
| 4 | 1 | \$130.78 | \$93.57 | \$1.68 | \$37.22 | \$0.00 | \$132.47 | | | | | |
| Each Additional Day | | \$99.97 | \$62.75 | \$1.13 | \$37.22 | \$0.00 | \$101.10 | | | | | |
| Each Additional Container | | \$130.78 | \$93.56 | \$1.68 | \$37.22 | \$0.00 | \$132.46 | | | | | |



| | | | | | | |
|--|----------|----------|--------|--------|--------|---------------------------------|
| Roll-offs | | | | | | |
| New Roll-off Delivery | \$ - | | | | | \$ 65.00 |
| 30 Cu. Yd | \$256.33 | \$256.33 | \$4.61 | | | \$260.94 per pull plus disposal |
| 40 Cu. Yd | \$292.89 | \$292.89 | \$5.27 | | | \$298.16 per pull plus disposal |
| 50 Cu. Yd | \$383.55 | \$383.55 | \$6.90 | | | \$390.46 per pull plus disposal |
| Roll-off Redelivery | \$ - | | | | | \$ 65.00 |
| | | | | | | |
| Unscheduled Extra Bin Dumps | | | | | | |
| | \$52.41 | \$45.96 | \$0.83 | \$6.45 | \$0.00 | \$53.23 |
| | | | | | | |
| Temporary bin service | | | | | | |
| | \$64.39 | \$58.06 | \$1.05 | \$6.33 | \$0.00 | \$65.43 |
| | | | | | | |
| Commercial Container Delivery | \$ - | | | | | \$ 35.00 |
| Commercial Container Redelivery | \$ - | | | | | \$ 35.00 |
| Commercial Container Dump on-site | \$ - | | | | | \$ 55.00 |
| Residential Container Redelivery | \$ - | | | | | \$ 25.00 |
| Locking Container | \$ - | | | | | \$ 10.00 per month |



Franchise Area 7

Rate Adjustment Schedule for 2010

Attachment 1

Tip Fee Increase 0.00%
 Fuel Surcharge 0.0%

CPI 1.8%

Area 7

| | Current Total | Current Service | Adjustment to Service | Current Landfill | Adjustment to Landfill | Adjusted Total |
|---|---------------|-----------------|-----------------------|------------------|------------------------|----------------|
| Residential Services | | | | | | |
| Non-Comprehensive Collection | | | | | | |
| Regular | \$23.22 | \$18.63 | \$0.34 | \$4.59 | \$0.00 | \$23.55 |
| Senior | \$20.80 | \$16.21 | \$0.29 | \$4.59 | \$0.00 | \$21.09 |
| <i>Hard to Service - Recycling Area</i> | | | | | | |
| Regular | \$25.00 | \$20.41 | \$0.37 | \$4.59 | \$0.00 | \$25.37 |
| Senior | \$22.36 | \$17.77 | \$0.32 | \$4.59 | \$0.00 | \$22.68 |
| <i>Hard to Service - Non-Recycling Area</i> | | | | | | |
| Regular | \$22.79 | \$18.20 | \$0.33 | \$4.59 | \$0.00 | \$23.12 |
| Senior | \$20.51 | \$15.92 | \$0.29 | \$4.59 | \$0.00 | \$20.80 |



Area 7

CPI 1.8%

| | Current Total | Current Service | Adjustment to Service | Current Landfill | Adjustment to Landfill | Adjusted Total |
|---|---------------|-----------------|-----------------------|------------------|------------------------|-------------------|
| Comprehensive Collection | | | | | | |
| Regular | \$21.58 | \$16.99 | \$0.31 | \$4.59 | \$0.00 | \$21.89 |
| Senior | \$19.30 | \$14.71 | \$0.26 | \$4.59 | \$0.00 | \$19.57 |
| <i>Hard to Service - Recycling Area</i> | | | | | | |
| Regular | \$23.22 | \$18.63 | \$0.34 | \$4.59 | \$0.00 | \$23.55 |
| Senior | \$20.80 | \$16.21 | \$0.29 | \$4.59 | \$0.00 | \$21.09 |
| <i>Hard to Service - Non- Recycling Area</i> | | | | | | |
| Regular | \$20.37 | \$15.78 | \$0.28 | \$4.59 | \$0.00 | \$20.65 |
| Senior | \$18.37 | \$13.78 | \$0.25 | \$4.59 | \$0.00 | \$18.62 |
| <i>Special Pick-up (other than regular day)</i> | | | | | | |
| Regular | \$11.02 | \$6.43 | \$0.12 | \$4.59 | \$0.00 | \$11.14 |
| Hard to service | \$20.05 | \$15.46 | \$0.28 | \$4.59 | \$0.00 | \$20.32 |
| Other Residential Services | | | | | | |
| Excess amount (can equivalents) | | | | | | |
| 30 Gallon | \$1.96 | \$1.96 | \$0.04 | | | \$2.00 |
| 60 Gallon | \$3.93 | \$3.93 | \$0.07 | | | \$4.00 |
| 90 Gallon | \$5.88 | \$5.88 | \$0.11 | | | \$5.99 |
| Extra Cart | \$5.77 | \$5.77 | \$0.10 | | | \$5.87 |
| Green Waste | \$4.03 | \$4.03 | \$0.07 | | | \$4.10 |
| Wasted trip | \$5.00 | | | | | \$ 5.00 |
| Extra trash container | \$ - | | | | | \$ 8.00 |
| Extra green waste container | \$ - | | | | | \$ 5.00 |
| Extra recycle container | \$ - | | | | | \$ 1.50 |
| Bulky Item Collection | \$20.82 | \$20.82 | \$0.37 | | | \$21.20 |
| Residential clean-up | \$111.04 | \$111.04 | \$2.00 | | | \$113.04 per hour |



Area 7

CPI 1.8%


Current Total Current Service Adjustment to Service Current Landfill Adjustment to Landfill Adjusted Total

Commercial Services

| bin size (cu. yd.) | frequency | Current Total | Current Service | Adjustment to Service | Current Landfill | Adjustment to Landfill | Adjusted Total |
|----------------------|-----------|---------------|-----------------|-----------------------|------------------|------------------------|----------------|
| 1.5 | 1 | \$79.58 | \$66.65 | \$1.20 | \$12.93 | \$0.00 | \$80.78 |
| | 2 | \$152.86 | \$127.01 | \$2.29 | \$25.85 | \$0.00 | \$155.14 |
| | 3 | \$226.12 | \$187.34 | \$3.37 | \$38.78 | \$0.00 | \$229.50 |
| | 4 | \$299.40 | \$247.69 | \$4.46 | \$51.71 | \$0.00 | \$303.86 |
| | 5 | \$372.67 | \$308.02 | \$5.54 | \$64.64 | \$0.00 | \$378.21 |
| Additional Container | | \$79.58 | \$66.65 | \$1.20 | \$12.93 | \$0.00 | \$80.78 |
| 2 | 1 | \$95.70 | \$78.47 | \$1.41 | \$17.24 | \$0.00 | \$97.12 |
| | 2 | \$179.77 | \$145.29 | \$2.62 | \$34.48 | \$0.00 | \$182.38 |
| | 3 | \$263.85 | \$212.13 | \$3.82 | \$51.71 | \$0.00 | \$267.67 |
| | 4 | \$347.92 | \$278.97 | \$5.02 | \$68.95 | \$0.00 | \$352.95 |
| | 5 | \$431.99 | \$345.80 | \$6.22 | \$86.19 | \$0.00 | \$438.21 |
| Additional Container | | \$95.70 | \$78.47 | \$1.41 | \$17.24 | \$0.00 | \$97.12 |
| 3 | 1 | \$120.72 | \$94.87 | \$1.71 | \$25.85 | \$0.00 | \$122.43 |
| | 2 | \$225.15 | \$173.44 | \$3.12 | \$51.71 | \$0.00 | \$228.27 |
| | 3 | \$329.60 | \$252.03 | \$4.54 | \$77.56 | \$0.00 | \$334.13 |
| | 4 | \$434.04 | \$330.61 | \$5.95 | \$103.43 | \$0.00 | \$439.99 |
| | 5 | \$538.47 | \$409.19 | \$7.37 | \$129.28 | \$0.00 | \$545.84 |
| Additional Container | | \$120.72 | \$94.86 | \$1.71 | \$25.85 | \$0.00 | \$122.42 |

Additional Pick-ups

| | | | | | | | |
|-----|----------|---------|---------|--------|--------|--------|---------|
| 1.5 | On Route | \$27.98 | \$24.99 | \$0.45 | \$2.99 | \$0.00 | \$28.43 |
| | On Route | \$32.29 | \$28.31 | \$0.51 | \$3.98 | \$0.00 | \$32.80 |
| | On Route | \$35.29 | \$29.32 | \$0.53 | \$5.97 | \$0.00 | \$35.82 |
| 1.5 | Special | \$41.08 | \$38.10 | \$0.69 | \$2.99 | \$0.00 | \$41.77 |
| | Special | \$46.13 | \$42.15 | \$0.76 | \$3.98 | \$0.00 | \$46.89 |
| | Special | \$46.23 | \$40.26 | \$0.72 | \$5.97 | \$0.00 | \$46.95 |



Area 7

CPI 1.8%

Current Total Current Service Adjustment to Service Current Landfill Adjustment to Landfill Adjusted Total

Commercial Bins - Hard to Service

| | | | | | | | |
|-----|----------------------|------------|----------|---------|----------|--------|------------|
| 1.5 | 1 | \$172.47 | \$159.54 | \$2.87 | \$12.93 | \$0.00 | \$175.34 |
| | 2 | \$346.84 | \$320.99 | \$5.78 | \$25.85 | \$0.00 | \$352.62 |
| | 3 | \$516.97 | \$478.19 | \$8.61 | \$38.78 | \$0.00 | \$525.58 |
| | 4 | \$687.10 | \$635.39 | \$11.44 | \$51.71 | \$0.00 | \$698.54 |
| | 5 | \$857.22 | \$792.57 | \$14.27 | \$64.64 | \$0.00 | \$871.48 |
| | Additional Container | \$172.47 | \$159.54 | \$2.87 | \$12.93 | \$0.00 | \$175.34 |
| 2 | 1 | \$188.43 | \$171.19 | \$3.08 | \$17.24 | \$0.00 | \$191.51 |
| | 2 | \$373.25 | \$338.78 | \$6.10 | \$34.48 | \$0.00 | \$379.35 |
| | 3 | \$553.83 | \$502.12 | \$9.04 | \$51.71 | \$0.00 | \$562.87 |
| | 4 | \$734.42 | \$665.47 | \$11.98 | \$68.95 | \$0.00 | \$746.40 |
| | 5 | \$915.00 | \$828.82 | \$14.92 | \$86.19 | \$0.00 | \$929.92 |
| | Additional Container | \$188.43 | \$171.19 | \$3.08 | \$17.24 | \$0.00 | \$191.51 |
| 3 | 1 | \$215.62 | \$189.77 | \$3.42 | \$25.85 | \$0.00 | \$219.04 |
| | 2 | \$421.61 | \$369.90 | \$6.66 | \$51.71 | \$0.00 | \$428.27 |
| | 3 | \$622.91 | \$545.34 | \$9.82 | \$77.56 | \$0.00 | \$632.72 |
| | 4 | \$824.19 | \$720.76 | \$12.97 | \$103.43 | \$0.00 | \$837.16 |
| | 5 | \$1,025.49 | \$896.21 | \$16.13 | \$129.28 | \$0.00 | \$1,041.62 |
| | Additional Container | \$215.62 | \$189.77 | \$3.42 | \$25.85 | \$0.00 | \$219.04 |



Area 7

CPI 1.8%

| | Current Total | Adjustment to Service | Current Landfill | Adjustment to Landfill | Adjusted Total |
|--|---------------|-----------------------|------------------|------------------------|-------------------------------------|
| Commercial Service - Compacted waste (Added to above bin rates) | | | | | |
| Compression | | | | | |
| 2 :1 | \$2.30 | | \$2.30 | \$0.00 | \$2.30 Per monthly cu yard capacity |
| 3 :1 | \$4.62 | | \$4.62 | \$0.00 | \$4.62 Per monthly cu yard capacity |

Roll-offs

| | Current Service | Adjustment to Service | Current Landfill | Adjustment to Landfill | Adjusted Total |
|--|-----------------|-----------------------|------------------|------------------------|---------------------------------|
| New Roll-off Delivery \$ | | | | | |
| 15 | \$475.03 | \$3.15 | \$300.00 | \$0.00 | \$ 65.00 |
| 30 | \$394.24 | \$3.86 | \$180.00 | \$0.00 | \$478.18 per pull plus disposal |
| 36 | \$427.15 | \$4.45 | \$180.00 | \$0.00 | \$398.09 per pull plus disposal |
| Roll-Off Redelivery \$ | | | | | |
| Demurage | \$10.71 | \$0.19 | | | \$10.90 Each day over 7 |
| Stand-by time | \$30.89 | \$0.56 | | | \$31.45 |
| Request to move | \$30.89 | \$0.56 | | | \$31.45 |
| Sorting Fee (remove trash from yard waste or metal roll-off) | \$30.89 | \$0.56 | | | \$31.45 first 1/2 hour |
| | \$61.79 | \$1.11 | | | \$62.90 each add'l hour |

Temporary bin service

| | Current Service | Adjustment to Service | Current Landfill | Adjustment to Landfill | Adjusted Total |
|---|-----------------|-----------------------|------------------|------------------------|-------------------------|
| 3 Cu. Yd | | | | | |
| One week - one empty | \$59.30 | \$0.95 | \$6.45 | \$0.00 | \$60.25 bin exchange |
| Front Loader Pick-up, placed on route 1.5 cu. Yd (for concrete, sod, dirt stc) | \$146.42 | \$2.13 | \$27.92 | \$0.00 | \$148.55 |
| One week - one empty | \$58.88 | \$1.06 | | | \$59.94 |
| Each additional pick-up | \$58.88 | \$1.06 | | | \$59.94 |
| Steam-clean Bin | \$29.45 | \$0.53 | | | \$29.98 |
| Moving bin to different location | \$26.77 | \$0.48 | | | \$27.25 |
| Locking Lids | \$29.45 | \$0.53 | | | \$29.98 per month |
| Wasted trip (based on distance) | \$6.55 | \$0.12 | | | \$6.66 per wasted trip |
| | \$19.63 | \$0.35 | | | \$19.98 per wasted trip |



Area 7

CPI 1.8%

| | Current Total | Current Service | Adjustment to Service | Current Landfill | Adjustment to Landfill | Adjusted Total |
|-----------------------------------|------------------|--------------------|--------------------------|---------------------|---------------------------|--------------------|
| Commercial Container Delivery | \$ - | | | | | \$ 35.00 |
| Commercial Container Redelivery | \$ - | | | | | \$ 35.00 |
| Commercial Container Dump on-site | \$ - | | | | | \$ 55.00 |
| Residential Container Redelivery | \$ - | | | | | \$ 25.00 |
| Locking Container | \$ - | | | | | \$ 10.00 per month |



Tip Fee Increase 0.00%

Fuel Surcharge 0.0%

CPI 1.8%

Area 8

Residential Services for Waste brought to the Transfer Station


| | Current Total | Current Service | Adjustment to Service | Current Transportation | Adjustment to Transportation | Current Landfill | Adjustment to Landfill | Adjusted Total |
|--------------|---------------|-----------------|-----------------------|------------------------|------------------------------|------------------|------------------------|----------------|
| Monthly rate | \$9.63 | \$5.94 | \$0.11 | \$0.94 | \$0.02 | \$2.74 | \$0.00 | \$9.75 |
| Annual Rate | \$115.40 | \$71.31 | \$1.28 | \$11.32 | \$0.20 | \$32.77 | \$0.00 | \$116.89 |
| Optional Bin | \$100.96 | \$78.94 | \$1.42 | \$12.68 | \$0.23 | \$9.34 | \$0.00 | \$102.61 |



Commercial Services

bin size (cu. yd.) frequency

| | | | | | | | | | |
|-----|---|------------|------------|---------|----------|--------|----------|--------|------------|
| 1.5 | 1 | \$196.14 | \$172.26 | \$3.10 | \$13.43 | \$0.24 | \$10.45 | \$0.00 | \$199.48 |
| | 2 | \$317.43 | \$269.65 | \$4.85 | \$26.88 | \$0.48 | \$20.90 | \$0.00 | \$322.77 |
| | 3 | \$438.70 | \$367.04 | \$6.61 | \$40.31 | \$0.73 | \$31.35 | \$0.00 | \$446.03 |
| | 4 | \$559.99 | \$464.43 | \$8.36 | \$53.76 | \$0.97 | \$41.81 | \$0.00 | \$569.32 |
| | 5 | \$681.29 | \$561.83 | \$10.11 | \$67.20 | \$1.21 | \$52.26 | \$0.00 | \$692.61 |
| | 6 | \$801.59 | \$659.21 | \$11.87 | \$79.67 | \$1.43 | \$62.71 | \$0.00 | \$814.89 |
| 2 | 1 | \$196.14 | \$172.25 | \$3.10 | \$13.43 | \$0.24 | \$10.45 | \$0.00 | \$199.48 |
| | 2 | \$317.43 | \$269.65 | \$4.85 | \$26.87 | \$0.48 | \$20.90 | \$0.00 | \$322.77 |
| | 3 | \$438.70 | \$367.04 | \$6.61 | \$40.31 | \$0.73 | \$31.35 | \$0.00 | \$446.03 |
| | 4 | \$559.99 | \$464.43 | \$8.36 | \$53.76 | \$0.97 | \$41.81 | \$0.00 | \$569.32 |
| | 5 | \$681.29 | \$561.83 | \$10.11 | \$67.20 | \$1.21 | \$52.26 | \$0.00 | \$692.61 |
| | 6 | \$801.59 | \$659.21 | \$11.87 | \$79.67 | \$1.43 | \$62.71 | \$0.00 | \$814.89 |
| 3 | 1 | \$214.13 | \$178.28 | \$3.21 | \$20.17 | \$0.36 | \$15.68 | \$0.00 | \$217.70 |
| | 2 | \$374.17 | \$302.50 | \$5.45 | \$40.31 | \$0.73 | \$31.35 | \$0.00 | \$380.34 |
| | 3 | \$534.24 | \$426.73 | \$7.68 | \$60.48 | \$1.09 | \$47.03 | \$0.00 | \$543.01 |
| | 4 | \$694.29 | \$550.96 | \$9.92 | \$80.62 | \$1.45 | \$62.71 | \$0.00 | \$705.66 |
| | 5 | \$854.33 | \$675.15 | \$12.15 | \$100.79 | \$1.81 | \$78.39 | \$0.00 | \$868.30 |
| | 6 | \$1,012.96 | \$799.38 | \$14.39 | \$119.52 | \$2.15 | \$94.06 | \$0.00 | \$1,029.50 |
| 4 | 1 | \$266.27 | \$218.49 | \$3.93 | \$26.87 | \$0.48 | \$20.90 | \$0.00 | \$270.68 |
| | 2 | \$471.55 | \$375.98 | \$6.77 | \$53.76 | \$0.97 | \$41.81 | \$0.00 | \$479.28 |
| | 3 | \$676.80 | \$533.47 | \$9.60 | \$80.62 | \$1.45 | \$62.71 | \$0.00 | \$687.86 |
| | 4 | \$882.08 | \$690.96 | \$12.44 | \$107.51 | \$1.94 | \$83.61 | \$0.00 | \$896.45 |
| | 5 | \$1,087.35 | \$848.45 | \$15.27 | \$134.39 | \$2.42 | \$104.51 | \$0.00 | \$1,105.04 |
| | 6 | \$1,290.72 | \$1,005.95 | \$18.11 | \$159.36 | \$2.87 | \$125.42 | \$0.00 | \$1,311.70 |
| 6 | 1 | \$329.52 | \$257.86 | \$4.64 | \$40.31 | \$0.73 | \$31.35 | \$0.00 | \$334.89 |
| | 2 | \$591.13 | \$447.80 | \$8.06 | \$80.62 | \$1.45 | \$62.71 | \$0.00 | \$600.64 |
| | 3 | \$852.74 | \$637.73 | \$11.48 | \$120.95 | \$2.18 | \$94.06 | \$0.00 | \$866.40 |
| | 4 | \$1,114.36 | \$827.67 | \$14.90 | \$161.27 | \$2.90 | \$125.42 | \$0.00 | \$1,132.16 |
| | 5 | \$1,375.95 | \$1,017.60 | \$18.32 | \$201.58 | \$3.63 | \$156.77 | \$0.00 | \$1,397.90 |
| | 6 | \$1,634.66 | \$1,207.51 | \$21.74 | \$239.03 | \$4.30 | \$188.12 | \$0.00 | \$1,660.70 |



Compacted Commercial Rates
bin size (cu. yd.) frequency

| | | | | | | | | | |
|-----|---|------------|------------|---------|----------|--------|----------|--------|------------|
| 1.5 | 1 | \$217.04 | \$172.25 | \$3.10 | \$13.43 | \$0.24 | \$31.35 | \$0.00 | \$220.38 |
| | 2 | \$359.23 | \$269.64 | \$4.85 | \$26.87 | \$0.48 | \$62.71 | \$0.00 | \$364.56 |
| | 3 | \$501.40 | \$367.03 | \$6.61 | \$40.31 | \$0.73 | \$94.06 | \$0.00 | \$508.73 |
| | 4 | \$643.62 | \$464.44 | \$8.36 | \$53.76 | \$0.97 | \$125.42 | \$0.00 | \$652.94 |
| | 5 | \$785.79 | \$561.82 | \$10.11 | \$67.20 | \$1.21 | \$156.77 | \$0.00 | \$797.11 |
| | 6 | \$927.00 | \$659.21 | \$11.87 | \$79.67 | \$1.43 | \$188.12 | \$0.00 | \$940.30 |
| 2 | 1 | \$217.04 | \$172.25 | \$3.10 | \$13.43 | \$0.24 | \$31.35 | \$0.00 | \$220.38 |
| | 2 | \$359.23 | \$269.64 | \$4.85 | \$26.87 | \$0.48 | \$62.71 | \$0.00 | \$364.56 |
| | 3 | \$501.40 | \$367.03 | \$6.61 | \$40.31 | \$0.73 | \$94.06 | \$0.00 | \$508.73 |
| | 4 | \$643.62 | \$464.44 | \$8.36 | \$53.76 | \$0.97 | \$125.42 | \$0.00 | \$652.94 |
| | 5 | \$785.79 | \$561.82 | \$10.11 | \$67.20 | \$1.21 | \$156.77 | \$0.00 | \$797.11 |
| | 6 | \$927.00 | \$659.21 | \$11.87 | \$79.67 | \$1.43 | \$188.12 | \$0.00 | \$940.30 |
| 3 | 1 | \$245.49 | \$178.29 | \$3.21 | \$20.17 | \$0.36 | \$47.03 | \$0.00 | \$249.06 |
| | 2 | \$436.89 | \$302.51 | \$5.45 | \$40.31 | \$0.73 | \$94.06 | \$0.00 | \$443.06 |
| | 3 | \$628.30 | \$426.73 | \$7.68 | \$60.48 | \$1.09 | \$141.09 | \$0.00 | \$637.07 |
| | 4 | \$819.70 | \$550.95 | \$9.92 | \$80.62 | \$1.45 | \$188.12 | \$0.00 | \$831.07 |
| | 5 | \$1,011.12 | \$675.18 | \$12.15 | \$100.79 | \$1.81 | \$235.16 | \$0.00 | \$1,025.09 |
| | 6 | \$1,201.08 | \$799.37 | \$14.39 | \$119.52 | \$2.15 | \$282.19 | \$0.00 | \$1,217.62 |
| 4 | 1 | \$308.07 | \$218.49 | \$3.93 | \$26.87 | \$0.48 | \$62.71 | \$0.00 | \$312.49 |
| | 2 | \$555.16 | \$375.98 | \$6.77 | \$53.76 | \$0.97 | \$125.42 | \$0.00 | \$562.89 |
| | 3 | \$802.21 | \$533.46 | \$9.60 | \$80.62 | \$1.45 | \$188.12 | \$0.00 | \$813.26 |
| | 4 | \$1,049.30 | \$690.96 | \$12.44 | \$107.51 | \$1.94 | \$250.83 | \$0.00 | \$1,063.68 |
| | 5 | \$1,296.38 | \$848.45 | \$15.27 | \$134.39 | \$2.42 | \$313.54 | \$0.00 | \$1,314.07 |
| | 6 | \$1,541.55 | \$1,005.94 | \$18.11 | \$159.36 | \$2.87 | \$376.25 | \$0.00 | \$1,562.52 |
| 6 | 1 | \$392.23 | \$257.86 | \$4.64 | \$40.31 | \$0.73 | \$94.06 | \$0.00 | \$397.60 |
| | 2 | \$716.53 | \$447.79 | \$8.06 | \$80.62 | \$1.45 | \$188.12 | \$0.00 | \$726.05 |
| | 3 | \$1,040.86 | \$637.72 | \$11.48 | \$120.95 | \$2.18 | \$282.19 | \$0.00 | \$1,054.51 |
| | 4 | \$1,365.19 | \$827.67 | \$14.90 | \$161.27 | \$2.90 | \$376.25 | \$0.00 | \$1,382.99 |
| | 5 | \$1,689.48 | \$1,017.59 | \$18.32 | \$201.58 | \$3.63 | \$470.31 | \$0.00 | \$1,711.43 |
| | 6 | \$2,010.92 | \$1,207.52 | \$21.74 | \$239.03 | \$4.30 | \$564.37 | \$0.00 | \$2,036.95 |



Other Commercial

| | | | | | | |
|---|----------|----------|--------|----------|--------|----------|
| Punchcard | \$980.62 | \$292.80 | \$5.27 | \$687.81 | \$0.00 | \$985.89 |
| Commercial Can Service per month | \$35.54 | \$34.50 | \$0.62 | \$1.03 | \$0.00 | \$36.16 |
| Restart Fee per bin | \$20.64 | \$20.64 | \$0.37 | | | \$21.01 |
| Overage Fee per bin | \$41.28 | \$41.28 | \$0.74 | | | \$42.02 |
| Extra Empty Fee per bin | \$68.81 | \$68.81 | \$1.24 | | | \$70.05 |
| Redelivery and Restart | \$103.22 | \$103.22 | \$1.86 | | | \$105.08 |
| Hard to Service 1 to 2 miles | \$20.64 | \$20.64 | \$0.37 | | | \$21.01 |
| per month 2-4 miles | \$41.28 | \$41.28 | \$0.74 | | | \$42.02 |
| Bins: Initial Delivery and Relocation Fee | \$103.22 | \$103.22 | \$1.86 | | | \$105.08 |
| Bin Exchange Fee | \$45.00 | \$0.00 | | | | \$45.00 |
| Haul or Call Fee | \$25.00 | \$0.00 | | | | \$25.00 |
| Tire Haul Charge | \$350.00 | \$0.00 | | | | \$350.00 |

Roll-off Rates:

| | | | | | | |
|----------------------------------|----------|----------|--------|--|--|------------------------|
| 10, 20 30 and 40 Cubic Yard Bins | \$531.46 | \$531.46 | \$9.57 | | | \$541.03 Plus Landfill |
| Delinquent Fee per month | 1.5% | | | | | 1.5% |



Tip Fee Increase 0.00%

Fuel Surcharge 0.0%

CPI 1.8%

Area 9

| | Current Total | Current Service | Adjustment to Service | Current Landfill | Adjustment to Landfill | Adjusted Total |
|--|---------------|-----------------|-----------------------|------------------|------------------------|----------------|
| Residential Services | | | | | | |
| Non- Comprehensive Collection | | | | | | |
| Regular | \$22.51 | \$17.92 | \$0.32 | \$4.59 | \$0.00 | \$22.83 |
| Senior | \$20.02 | \$15.52 | \$0.28 | \$4.50 | \$0.00 | \$20.30 |
| <i>Hard to Service - Non- Recycling Area</i> | | | | | | |
| Regular | \$21.08 | \$16.49 | \$0.30 | \$4.59 | \$0.00 | \$21.38 |
| Senior | \$18.87 | \$14.28 | \$0.26 | \$4.59 | \$0.00 | \$19.13 |
| Disabled | | | | | | |
| Walk in service | \$21.37 | \$16.78 | \$0.30 | \$4.59 | \$0.00 | \$21.67 |
| Drive-in service | \$22.79 | \$18.20 | \$0.33 | \$4.59 | \$0.00 | \$23.12 |



Comprehensive Collection


| | | | | | | |
|--|---------|---------|--------|--------|--------|---------|
| Regular | \$18.94 | \$14.35 | \$0.26 | \$4.59 | \$0.00 | \$19.20 |
| Senior | \$17.09 | \$12.50 | \$0.22 | \$4.59 | \$0.00 | \$17.31 |
| <i>Hard to Service - Non- Recycling Area</i> | | | | | | |
| Regular | \$19.66 | \$15.07 | \$0.27 | \$4.59 | \$0.00 | \$19.93 |
| Senior | \$17.52 | \$12.93 | \$0.23 | \$4.59 | \$0.00 | \$17.75 |
| <i>Disabled</i> | | | | | | |
| Walk in service | \$20.72 | \$16.13 | \$0.29 | \$4.59 | \$0.00 | \$21.01 |
| Drive-in service | \$22.15 | \$17.56 | \$0.32 | \$4.59 | \$0.00 | \$22.47 |

Other Residential Services

| | | | | | | |
|---|----------|----------|--------|--|--|-------------------|
| <i>Excess rate (Over 3 cans or Bags)</i> | | | | | | |
| Per 32 gallon can or equivalent in Bags | \$1.04 | \$1.04 | \$0.02 | | | \$1.06 |
| Bindled branches 2x4 - per bundle | \$0.69 | \$0.69 | \$0.01 | | | \$0.71 |
| <i>Extra trash container</i> | \$ - | | | | | \$ 8.00 |
| <i>Extra green waste container</i> | \$ - | | | | | \$ 5.00 |
| <i>Extra recycle container</i> | \$ - | | | | | \$ 1.50 |
| Bulky Item Collection | \$20.82 | \$20.82 | \$0.37 | | | \$21.19 |
| Residential clean-up | \$111.04 | \$111.04 | \$2.00 | | | \$113.03 per hour |
| <i>Special Pick-up other than regular day</i> | | | | | | |
| Regular | \$11.10 | \$11.10 | \$0.20 | | | \$11.30 |
| Hard to service | \$20.82 | \$20.82 | \$0.37 | | | \$21.19 |
| Wasted Trip | \$5.00 | \$5.00 | | | | \$5.00 |

Commercial Services

| bin size (cu. yd.) | frequency | | | | | |
|--------------------|----------------------|----------|----------|--------|---------|----------|
| 1.5 | 1 | \$71.97 | \$58.01 | \$1.04 | \$13.96 | \$73.02 |
| | 2 | \$143.94 | \$116.04 | \$2.09 | \$27.91 | \$146.03 |
| | 3 | \$215.92 | \$174.05 | \$3.13 | \$41.87 | \$219.05 |
| | 4 | \$287.89 | \$232.06 | \$4.18 | \$55.82 | \$292.06 |
| | 5 | \$359.86 | \$290.07 | \$5.22 | \$69.78 | \$365.08 |
| | Additional Container | \$71.97 | \$58.01 | \$1.04 | \$13.96 | \$73.02 |



| | | | | | | | |
|---|----------------------|----------|----------|--------|----------|--------|----------|
| 3 | 1 | \$110.73 | \$82.83 | \$1.49 | \$27.91 | \$0.00 | \$112.22 |
| | 2 | \$199.87 | \$144.04 | \$2.59 | \$55.82 | \$0.00 | \$202.46 |
| | 3 | \$289.00 | \$205.27 | \$3.69 | \$83.73 | \$0.00 | \$292.70 |
| | 4 | \$378.14 | \$266.49 | \$4.80 | \$111.65 | \$0.00 | \$382.94 |
| | 5 | \$467.28 | \$327.72 | \$5.90 | \$139.56 | \$0.00 | \$473.18 |
| | Additional Container | \$110.73 | \$82.83 | \$1.49 | \$27.91 | \$0.00 | \$112.22 |
| 4 | 1 | \$144.91 | \$107.69 | \$1.94 | \$37.22 | \$0.00 | \$146.85 |
| | 2 | \$258.46 | \$184.03 | \$3.31 | \$74.43 | \$0.00 | \$261.77 |
| | 3 | \$372.01 | \$260.36 | \$4.69 | \$111.65 | \$0.00 | \$376.70 |
| | 4 | \$485.56 | \$336.70 | \$6.06 | \$148.86 | \$0.00 | \$491.62 |
| | 5 | \$599.11 | \$413.03 | \$7.43 | \$186.08 | \$0.00 | \$606.55 |
| | Additional Container | \$144.91 | \$107.69 | \$1.94 | \$37.22 | \$0.00 | \$146.85 |

Additional Pick-ups

| | | | | | | | |
|---------------|----------|---------|---------|--------|---------|--------|---------|
| 1.5 cu yd | On Route | \$28.20 | \$24.98 | \$0.45 | \$3.22 | \$0.00 | \$28.65 |
| 3 cu yd | On Route | \$45.50 | \$39.05 | \$0.70 | \$6.44 | \$0.00 | \$46.20 |
| 3 (compacted) | On Route | \$37.18 | \$27.52 | \$0.50 | \$9.67 | \$0.00 | \$37.68 |
| 4 cu yd | On Route | \$37.19 | \$24.30 | \$0.44 | \$12.89 | \$0.00 | \$37.63 |
| 1.5 cu yd | Special | \$40.29 | \$24.17 | \$0.44 | \$16.12 | \$0.00 | \$40.73 |
| 3 cu yd | Special | \$46.51 | \$43.28 | \$0.78 | \$3.22 | \$0.00 | \$47.29 |
| 3 (compacted) | Special | \$51.83 | \$45.38 | \$0.82 | \$6.44 | \$0.00 | \$52.65 |
| 4 cu yd | Special | \$48.98 | \$36.09 | \$0.65 | \$12.89 | \$0.00 | \$49.63 |

Commercial Service - Compacted waste

(Added to above bin rates)

Compression

| | | | | | |
|------|--------|--------|--------|--------|------------------------------|
| 2 :1 | \$2.30 | \$2.30 | \$0.00 | \$2.30 | Per monthly cu yard capacity |
| 3 :1 | \$4.62 | \$4.62 | \$0.00 | \$4.62 | Per monthly cu yard capacity |

Roll-offs

| | | | | | |
|--------------------------|----------|----------|--------|----------|---------------------------------|
| Roll-off Delivery | \$0.00 | \$0.00 | \$3.15 | \$300.00 | \$ 65.00 |
| 15 | \$475.03 | \$174.85 | \$3.15 | \$300.00 | \$478.00 per pull plus disposal |



| | | | | | |
|---|-------------|----------|--------|----------|---------------------------------|
| 30 | \$533.53 | \$233.30 | \$4.20 | \$300.00 | \$537.50 per pull plus disposal |
| 36 | \$562.04 | \$261.78 | \$4.71 | \$300.00 | \$566.49 per pull plus disposal |
| Roll-off Redelivery | \$ - | | | | \$ 65.00 |
| Demurage | \$11.10 | \$11.10 | \$0.20 | | \$11.30 Each day over 7 |
| Stand-by time | \$32.71 | \$32.71 | \$0.59 | | \$33.30 |
| Request to move | \$32.71 | \$32.71 | \$0.59 | | \$33.30 |
| Sorting Fee (remove trash from yard waste or metal roll-off) | \$32.71 | \$32.71 | \$0.59 | | \$33.30 first 1/2 hour |
| | \$65.42 | \$65.42 | \$1.18 | | \$66.59 each add'l hour |



Temporary bin service

| | | | | | | | | | |
|---|-----------------|----------|----------|--------|---------|--------|----------|-----------------|-----------|
| | 3 Cu. Yd | | | | | | | | |
| One week - one empty | | \$58.91 | \$55.68 | \$1.00 | \$3.22 | \$0.00 | \$59.91 | Total 1 empty | |
| Each additional pick-up | | \$45.03 | \$41.80 | \$0.75 | \$3.22 | \$0.00 | \$45.78 | | |
| Front Loader Pick-up, placed on route | | \$168.78 | \$140.88 | \$2.54 | \$27.91 | \$0.00 | \$171.32 | | |
| 1.5 cu. Yd (for concrete, sod, dirt stc) | | | | | | | | | |
| One week - one empty | | \$59.68 | \$59.68 | \$1.07 | | | \$60.76 | | |
| Each additional pick-up | | \$55.52 | \$55.52 | \$1.00 | | | \$56.52 | | |
| Steam-clean Bin | | \$30.53 | \$30.53 | \$0.55 | | | \$31.08 | | |
| Moving bin to different location | | \$27.76 | \$27.76 | \$0.50 | | | \$28.26 | | |
| Wasted trip | | \$6.78 | \$6.78 | \$0.12 | | | \$6.91 | per wasted trip | |
| Commercial Container Delivery | \$ | - | | | | | \$ | 35.00 | |
| Commercial Container Redelivery | \$ | - | | | | | \$ | 35.00 | |
| Commercial Container Dump on-site | \$ | - | | | | | \$ | 55.00 | |
| Residential Container Redelivery | \$ | - | | | | | \$ | 25.00 | |
| Locking container | \$ | - | | | | | \$ | 10.00 | per month |



Tip Fee Increase 0.00%

CPI 1.8%

Area 10

| | Current Total | Current Service | Adjustment to Service | Current Landfill | Adjustment to Landfill | Adjusted Total |
|--------------------------------------|------------------|--------------------|--------------------------|---------------------|---------------------------|-------------------|
| Residential Services | | | | | | |
| <i>Non- Comprehensive Collection</i> | | | | | | |
| Regular | \$21.27 | \$16.44 | \$0.30 | \$4.83 | \$0.00 | \$21.57 |
| Low Volume | \$17.98 | \$16.43 | \$0.30 | \$1.54 | \$0.00 | \$18.27 |
| <i>Comprehensive Collection</i> | | | | | | |
| Regular | \$19.61 | \$14.78 | \$0.27 | \$4.83 | \$0.00 | \$19.88 |
| Low Volume | \$16.69 | \$15.14 | \$0.27 | \$1.54 | \$0.00 | \$16.96 |
| Other Residential Services | | | | | | |
| Green Waste | \$3.19 | \$2.39 | \$0.04 | \$0.80 | | \$3.24 |
| Automated | \$3.86 | \$3.86 | \$0.07 | | | \$3.93 |
| Reinstatement Fee | \$35.00 | \$35.00 | \$0.00 | | | \$35.00 |
| Bulky Item Collection | \$19.75 | \$19.75 | \$0.36 | | | \$20.11 |
| Delinquent fees | 1.5% | 1.5% | | | | 1.5% times rate |
| Residential clean-up | | | | | | |
| (\$50.00 minimum per below) | | | | | | |
| 2 men with truck | \$52.64 | \$52.64 | \$0.95 | | | \$53.59 per hour |
| additional laborer | \$19.75 | \$19.75 | \$0.36 | | | \$20.11 per hour |
| equipment operator | \$26.34 | \$26.34 | \$0.47 | | | \$26.81 per hour |



Commercial services

(Both Comprehensive and Non-comprehensive)
bin size (cu. yd.) frequency

| | | | | | | | |
|---|---|------------|----------|---------|----------|--------|------------|
| 2 | 1 | \$88.77 | \$64.67 | \$1.16 | \$24.09 | \$0.00 | \$89.93 |
| | 2 | \$177.55 | \$129.38 | \$2.33 | \$48.18 | \$0.00 | \$179.88 |
| | 3 | \$266.32 | \$194.05 | \$3.49 | \$72.27 | \$0.00 | \$269.81 |
| | 4 | \$355.11 | \$258.75 | \$4.66 | \$96.35 | \$0.00 | \$359.76 |
| | 5 | \$443.88 | \$323.32 | \$5.82 | \$120.56 | \$0.00 | \$449.70 |
| | 6 | \$532.65 | \$388.12 | \$6.99 | \$144.53 | \$0.00 | \$539.63 |
| 3 | 1 | \$115.62 | \$79.15 | \$1.42 | \$36.48 | \$0.00 | \$117.05 |
| | 2 | \$231.25 | \$158.30 | \$2.85 | \$72.95 | \$0.00 | \$234.10 |
| | 3 | \$346.87 | \$237.43 | \$4.27 | \$109.44 | \$0.00 | \$351.14 |
| | 4 | \$462.49 | \$316.57 | \$5.70 | \$145.92 | \$0.00 | \$468.19 |
| | 5 | \$578.13 | \$395.74 | \$7.12 | \$182.39 | \$0.00 | \$585.25 |
| | 6 | \$693.75 | \$474.88 | \$8.55 | \$218.87 | \$0.00 | \$702.30 |
| 4 | 1 | \$144.82 | \$97.80 | \$1.76 | \$47.02 | \$0.00 | \$146.58 |
| | 2 | \$289.63 | \$195.60 | \$3.52 | \$94.03 | \$0.00 | \$293.15 |
| | 3 | \$434.44 | \$293.39 | \$5.28 | \$141.05 | \$0.00 | \$439.72 |
| | 4 | \$579.24 | \$391.17 | \$7.04 | \$188.07 | \$0.00 | \$586.28 |
| | 5 | \$724.06 | \$488.98 | \$8.80 | \$235.08 | \$0.00 | \$732.86 |
| | 6 | \$868.87 | \$586.77 | \$10.56 | \$282.10 | \$0.00 | \$879.43 |
| 6 | 1 | \$217.61 | \$147.10 | \$2.65 | \$70.51 | \$0.00 | \$220.26 |
| | 2 | \$435.24 | \$294.22 | \$5.30 | \$141.02 | \$0.00 | \$440.54 |
| | 3 | \$652.97 | \$436.64 | \$7.86 | \$216.33 | \$0.00 | \$660.83 |
| | 4 | \$870.46 | \$588.42 | \$10.59 | \$282.04 | \$0.00 | \$881.05 |
| | 5 | \$1,088.08 | \$735.53 | \$13.24 | \$352.56 | \$0.00 | \$1,101.32 |
| | 6 | \$1,305.69 | \$882.63 | \$15.89 | \$423.07 | \$0.00 | \$1,321.58 |

| | | | | | | |
|----------------|---------|---------|--------|--------|--------|---------|
| Bin delivery | \$39.49 | \$39.49 | \$0.71 | | | \$40.20 |
| Commercial Can | \$21.27 | \$16.55 | \$0.30 | \$4.72 | \$0.00 | \$21.57 |



| | | | | | | | | | |
|--|----------|----------|--------|----------|--------|----------|-----------------------|--|--|
| Comprehensive Commercial Can Roll-offs. | | | | | | | | | |
| 13 | \$97.80 | \$14.89 | \$0.27 | \$4.72 | \$0.00 | \$19.88 | | | |
| 20 | \$228.11 | \$97.80 | \$1.76 | | | \$99.56 | | | |
| 30 | \$330.90 | \$97.92 | \$1.76 | \$130.19 | \$0.00 | \$229.88 | | | |
| 40 | \$422.57 | \$135.67 | \$2.44 | \$195.24 | \$0.00 | \$333.34 | | | |
| | | \$162.26 | \$2.92 | \$260.30 | \$0.00 | \$425.49 | | | |
| Construction roll-offs | | | | | | | | | |
| 13 | \$97.80 | \$97.80 | \$1.76 | | | \$99.56 | Plus landfill at cost | | |
| 20 | \$228.11 | \$97.81 | \$1.76 | \$130.31 | \$0.00 | \$229.88 | | | |
| 30 | \$330.81 | \$135.40 | \$2.44 | \$195.41 | \$0.00 | \$333.25 | | | |
| 40 | \$422.57 | \$162.03 | \$2.92 | \$260.54 | \$0.00 | \$425.48 | | | |




Tip Fee Increase 0.00%

CPI 1.8%

Area 12

| | Current Total | Current Service | Adjustment to Service | Current Landfill | Adjustment to Landfill | Adjusted Total |
|--------------------------------------|---------------|-----------------|-----------------------|------------------|------------------------|-----------------------------|
| Residential Services | | | | | | |
| Thousand Palms | \$ 16.19 | \$11.37 | \$0.20 | \$4.81 | \$0.00 | \$16.39 |
| Bermuda Dunes | \$ 18.47 | \$13.66 | | \$4.81 | \$0.00 | \$18.47 |
| Extra Container | \$ 4.35 | \$2.85 | \$0.05 | \$1.50 | \$0.00 | \$4.41 |
| Green Waste | \$ 3.63 | \$2.72 | \$0.05 | \$0.91 | \$0.00 | \$3.68 |
| Comprehensive | | | | | | |
| Thousand Palms | \$ 14.97 | \$10.16 | \$0.18 | \$4.81 | \$0.00 | \$15.16 |
| Bermuda Dunes | \$ 17.34 | \$12.53 | | \$4.81 | \$0.00 | \$17.34 |
| Extra Container | \$ 4.35 | \$2.85 | \$0.05 | \$1.50 | \$0.00 | \$4.41 |
| Green Waste | \$ 3.63 | \$2.72 | \$0.05 | \$0.91 | \$0.00 | \$3.68 |
| Residential Services | | | | | | |
| Non- Comprehensive Collection | | | | | | |
| Regular | \$ 21.49 | \$16.55 | \$0.30 | \$4.94 | \$0.00 | \$21.79 |
| Hard to Service | \$ 29.00 | \$24.06 | \$0.43 | \$4.94 | \$0.00 | \$29.43 |
| Comprehensive Collection | | | | | | |
| Regular | \$ 19.65 | \$14.71 | \$0.26 | \$4.94 | \$0.00 | \$19.91 |
| Hard to Service | \$ 25.79 | \$20.84 | \$0.38 | \$4.94 | \$0.00 | \$26.16 |
| Other Residential Services | | | | | | |
| Extra Recycling Basket | \$ 7.20 | \$7.20 | \$0.13 | | | \$7.33 per month |
| Scout Service | | | | | | 1.5% times residential rate |
| Bulky Item Collection | \$ 20.16 | \$20.16 | \$0.36 | | | \$20.52 per item |
| CFC Removal Fee | \$ 33.60 | \$33.60 | \$0.60 | | | \$34.21 |
| Back Yard/Side Yard Collection | \$ 13.43 | \$13.43 | \$0.24 | | | \$13.68 per month |
| Cart deposit | \$ 13.43 | \$13.43 | \$0.24 | | | \$13.68 per month |
| Reinstatement Fee | \$ 20.16 | \$20.16 | \$0.36 | | | \$20.52 |
| Residential clean-up | \$ 80.53 | \$80.53 | \$1.45 | | | \$81.98 per hour |
| Electronic Waste Collection | \$ 30.00 | \$30.00 | \$0.54 | | | \$30.54 |



Comprehensive Commercial Services- Thousand Palms

bin size (cu. yd.) frequency

| | | | | | | | | |
|---|---|----|----------|----------|---------|----------|--------|------------|
| 2 | 1 | \$ | 70.46 | \$49.60 | \$0.89 | \$20.86 | \$0.00 | \$71.35 |
| | 2 | \$ | 131.21 | \$89.50 | \$1.61 | \$41.71 | \$0.00 | \$132.82 |
| | 3 | \$ | 192.33 | \$129.76 | \$2.34 | \$62.57 | \$0.00 | \$194.66 |
| | 4 | \$ | 253.77 | \$169.80 | \$3.06 | \$83.96 | \$0.00 | \$256.82 |
| | 5 | \$ | 313.11 | \$208.85 | \$3.76 | \$104.27 | \$0.00 | \$316.87 |
| | 6 | \$ | 367.51 | \$242.39 | \$4.36 | \$125.12 | \$0.00 | \$371.88 |
| 3 | 1 | \$ | 108.97 | \$77.68 | \$1.40 | \$31.28 | \$0.00 | \$110.36 |
| | 2 | \$ | 197.08 | \$134.51 | \$2.42 | \$62.57 | \$0.00 | \$199.50 |
| | 3 | \$ | 265.86 | \$172.02 | \$3.10 | \$93.84 | \$0.00 | \$268.95 |
| | 4 | \$ | 350.24 | \$225.11 | \$4.05 | \$125.12 | \$0.00 | \$354.29 |
| | 5 | \$ | 434.63 | \$278.21 | \$5.01 | \$156.42 | \$0.00 | \$439.64 |
| | 6 | \$ | 519.00 | \$331.30 | \$5.96 | \$187.70 | \$0.00 | \$524.96 |
| 4 | 1 | \$ | 139.95 | \$98.23 | \$1.77 | \$41.71 | \$0.00 | \$141.71 |
| | 2 | \$ | 250.88 | \$167.47 | \$3.01 | \$83.41 | \$0.00 | \$253.90 |
| | 3 | \$ | 328.70 | \$203.57 | \$3.66 | \$125.12 | \$0.00 | \$332.36 |
| | 4 | \$ | 433.28 | \$266.43 | \$4.80 | \$166.84 | \$0.00 | \$438.07 |
| | 5 | \$ | 537.94 | \$329.38 | \$5.93 | \$208.56 | \$0.00 | \$543.87 |
| | 6 | \$ | 642.60 | \$392.34 | \$7.06 | \$250.26 | \$0.00 | \$649.66 |
| 6 | 1 | \$ | 226.44 | \$163.87 | \$2.95 | \$62.57 | \$0.00 | \$229.39 |
| | 2 | \$ | 398.23 | \$273.10 | \$4.92 | \$125.12 | \$0.00 | \$403.14 |
| | 3 | \$ | 571.76 | \$384.06 | \$6.91 | \$187.70 | \$0.00 | \$578.68 |
| | 4 | \$ | 719.68 | \$469.43 | \$8.45 | \$250.26 | \$0.00 | \$728.13 |
| | 5 | \$ | 865.92 | \$553.10 | \$9.96 | \$312.82 | \$0.00 | \$875.88 |
| | 6 | \$ | 1,012.10 | \$636.72 | \$11.46 | \$375.38 | \$0.00 | \$1,023.56 |



Commercial Services

Bermuda Dunes

bin size (cu. yd.) frequency

| | | | | | | | | |
|---|---|----|----------|----------|---------|----------|--------|------------|
| 2 | 1 | \$ | 73.54 | \$52.69 | \$0.95 | \$20.86 | \$0.00 | \$74.49 |
| | 2 | \$ | 136.93 | \$95.22 | \$1.71 | \$41.71 | \$0.00 | \$138.65 |
| | 3 | \$ | 200.71 | \$138.15 | \$2.49 | \$62.57 | \$0.00 | \$203.20 |
| | 4 | \$ | 264.26 | \$180.84 | \$3.26 | \$83.41 | \$0.00 | \$267.51 |
| | 5 | \$ | 326.78 | \$222.51 | \$4.01 | \$104.27 | \$0.00 | \$330.78 |
| | 6 | \$ | 383.54 | \$258.42 | \$4.65 | \$125.12 | \$0.00 | \$388.19 |
| 3 | 1 | \$ | 113.74 | \$82.46 | \$1.48 | \$31.28 | \$0.00 | \$115.22 |
| | 2 | \$ | 205.69 | \$143.12 | \$2.58 | \$62.57 | \$0.00 | \$208.27 |
| | 3 | \$ | 277.43 | \$183.59 | \$3.30 | \$93.84 | \$0.00 | \$280.73 |
| | 4 | \$ | 365.48 | \$240.36 | \$4.33 | \$125.12 | \$0.00 | \$369.81 |
| | 5 | \$ | 453.54 | \$297.12 | \$5.35 | \$156.42 | \$0.00 | \$458.89 |
| | 6 | \$ | 541.57 | \$353.87 | \$6.37 | \$187.70 | \$0.00 | \$547.94 |
| 4 | 1 | \$ | 146.06 | \$104.35 | \$1.88 | \$41.71 | \$0.00 | \$147.94 |
| | 2 | \$ | 261.83 | \$178.42 | \$3.21 | \$83.41 | \$0.00 | \$265.04 |
| | 3 | \$ | 342.97 | \$217.85 | \$3.92 | \$125.12 | \$0.00 | \$346.89 |
| | 4 | \$ | 452.08 | \$285.24 | \$5.13 | \$166.84 | \$0.00 | \$457.22 |
| | 5 | \$ | 561.27 | \$352.71 | \$6.35 | \$208.56 | \$0.00 | \$567.62 |
| | 6 | \$ | 670.46 | \$420.21 | \$7.56 | \$250.26 | \$0.00 | \$678.03 |
| 6 | 1 | \$ | 237.43 | \$173.80 | \$3.13 | \$63.63 | \$0.00 | \$240.56 |
| | 2 | \$ | 415.63 | \$290.51 | \$5.23 | \$125.12 | \$0.00 | \$420.86 |
| | 3 | \$ | 596.72 | \$409.02 | \$7.36 | \$187.70 | \$0.00 | \$604.08 |
| | 4 | \$ | 751.03 | \$500.77 | \$9.01 | \$250.26 | \$0.00 | \$760.04 |
| | 5 | \$ | 903.59 | \$590.77 | \$10.63 | \$312.82 | \$0.00 | \$914.23 |
| | 6 | \$ | 1,056.09 | \$680.71 | \$12.25 | \$375.38 | \$0.00 | \$1,068.34 |



Commercial Services

Other Areas

bin size (cu. yd.) frequency

| | | | | | | | | |
|---|---|----|--------|----------|---------|----------|--------|----------|
| 2 | 1 | \$ | 88.97 | \$68.11 | \$1.23 | \$20.86 | \$0.00 | \$90.19 |
| | 2 | \$ | 164.70 | \$122.99 | \$2.21 | \$41.71 | \$0.00 | \$166.91 |
| | 3 | \$ | 246.74 | \$184.17 | \$3.32 | \$62.57 | \$0.00 | \$250.06 |
| | 4 | \$ | 329.35 | \$245.94 | \$4.43 | \$83.41 | \$0.00 | \$333.78 |
| | 5 | \$ | 411.67 | \$307.40 | \$5.53 | \$104.27 | \$0.00 | \$417.20 |
| | 6 | \$ | 525.52 | \$400.40 | \$7.21 | \$125.12 | \$0.00 | \$532.73 |
| 3 | 1 | \$ | 122.64 | \$91.36 | \$1.64 | \$31.28 | \$0.00 | \$124.28 |
| | 2 | \$ | 224.82 | \$162.25 | \$2.92 | \$62.57 | \$0.00 | \$227.74 |
| | 3 | \$ | 320.72 | \$226.88 | \$4.08 | \$93.84 | \$0.00 | \$324.80 |
| | 4 | \$ | 427.64 | \$302.52 | \$5.45 | \$125.12 | \$0.00 | \$433.09 |
| | 5 | \$ | 534.55 | \$378.13 | \$6.81 | \$156.42 | \$0.00 | \$541.35 |
| | 6 | \$ | 641.46 | \$453.76 | \$8.17 | \$187.70 | \$0.00 | \$649.63 |
| 4 | 1 | \$ | 163.83 | \$122.12 | \$2.20 | \$41.71 | \$0.00 | \$166.03 |
| | 2 | \$ | 272.34 | \$188.93 | \$3.40 | \$83.41 | \$0.00 | \$275.74 |
| | 3 | \$ | 386.77 | \$261.65 | \$4.71 | \$125.12 | \$0.00 | \$391.48 |
| | 4 | \$ | 515.69 | \$348.84 | \$6.28 | \$166.84 | \$0.00 | \$521.97 |
| | 5 | \$ | 644.64 | \$436.09 | \$7.85 | \$208.56 | \$0.00 | \$652.49 |
| | 6 | \$ | 773.47 | \$523.21 | \$9.42 | \$250.26 | \$0.00 | \$782.89 |
| 6 | 1 | \$ | 225.01 | \$162.44 | \$2.92 | \$62.57 | \$0.00 | \$227.93 |
| | 2 | \$ | 379.38 | \$254.25 | \$4.58 | \$125.12 | \$0.00 | \$383.95 |
| | 3 | \$ | 544.35 | \$356.65 | \$6.42 | \$187.70 | \$0.00 | \$550.76 |
| | 4 | \$ | 703.01 | \$452.75 | \$8.15 | \$250.26 | \$0.00 | \$711.16 |
| | 5 | \$ | 852.21 | \$539.39 | \$9.71 | \$312.82 | \$0.00 | \$861.92 |
| | 6 | \$ | 982.33 | \$606.95 | \$10.93 | \$375.38 | \$0.00 | \$993.26 |



Thousand Palms and Bermuda Dunes

| Roll-offs | size | | | | |
|-----------|------|----|--------|----------|--------|
| | 20 | \$ | 189.44 | \$189.44 | \$3.41 |
| | 30 | \$ | 189.44 | \$189.44 | \$3.41 |
| | 40 | \$ | 244.84 | \$244.84 | \$4.41 |

\$192.85 per pull plus disposal
 \$192.85 per pull plus disposal
 \$249.25 per pull plus disposal

Roll-offs other Areas

| | | | | |
|---------------------|----|--------|----------|--------|
| 10 to 40 cubic yard | \$ | 231.69 | \$231.69 | \$4.17 |
| Roll off compactor: | \$ | 258.95 | \$258.95 | \$4.66 |

\$235.86 per pull plus disposal
 \$263.61 per pull plus disposal

Additional Roll off fees

| | | | | |
|-------------------------|----|-------|----------|--------|
| Delivery | \$ | 67.21 | \$ 67.21 | \$1.21 |
| Extra Trip | \$ | 67.21 | \$ 67.21 | \$1.21 |
| Relocation | \$ | 67.21 | \$ 67.21 | \$1.21 |
| Extra Pickup Compactors | \$ | 82.00 | \$ 82.00 | \$1.48 |

\$68.42
 \$68.42
 \$68.42
 \$83.48

Roll off Retrieval

| | | | | |
|-----------|----|-------|----------|--------|
| 0-25 ft | \$ | - | \$ - | \$0.00 |
| 26-50 ft | \$ | 10.00 | \$ 10.00 | \$0.18 |
| 51-75 ft | \$ | 15.00 | \$ 15.00 | \$0.27 |
| 76-100 ft | \$ | 20.00 | \$ 20.00 | \$0.36 |

\$0.00
 \$10.18 per month
 \$15.27 per month
 20.36 per month

Other Commercial Services

| | | | | |
|-----------------------------|----|-----------------|--------------------|--------|
| Pull-out fee | \$ | 6.58 | \$ 6.58 | \$0.42 |
| Overloaded Bin Fee | \$ | 19.72 | \$ 19.72 | \$0.35 |
| Unscheduled extra bin dumps | | | | |
| While on site | \$ | 45.73 | \$ 45.73 | \$0.82 |
| Extra trip | \$ | 65.43 | \$ 65.43 | \$1.18 |
| Bin Steam Cleaning | \$ | 35.00 | \$ - | \$0.00 |

\$ ~~6.69~~ Delete per hauler
 \$ 20.07 per month
 \$ 46.55
 \$ 66.60
 \$ 35.00

Commercial and Industrial Bulky Item Service


| | | | | |
|-----------------------|----|-------|----------|--------|
| first item | \$ | 32.84 | \$ 32.84 | \$0.59 |
| second and third item | \$ | 19.71 | \$ 19.71 | \$0.35 |

\$ 33.43
 \$ 20.06



Temporary bin service

| | | | | |
|---------------------------------|-------------|----------|---------|-----------------------|
| 3 yd, 3 days, 1 empty | \$ 99.43 | \$99.43 | \$1.79 | \$101.22 |
| 3 yd extra empty | \$ 98.51 | \$98.51 | \$1.77 | \$100.28 |
| 4 yd, 30 days, 3 dumps | \$ 265.17 | \$265.17 | \$4.77 | \$269.95 plus removal |
| 4 yard, extra empty | \$ 98.46 | \$98.46 | \$1.77 | \$100.23 |
| Bin Exchange | \$ 78.42 | \$78.42 | \$1.41 | \$79.83 |
| Lost or Stolen Bin | \$ 664.49 | \$664.49 | \$11.96 | \$676.45 |
| Burned Bin | \$ 372.11 | \$372.11 | \$6.70 | \$378.81 |
| Bin or cart repair | actual cost | | | actual cost |
| Locking Bin/lids | \$ 13.30 | 13.3033 | \$0.24 | \$13.54 per month |
| Re-Start fee, Bin on site | \$ 19.94 | 19.9399 | \$0.36 | \$20.30 |
| Re-start fee, Plus bin delivery | \$ 99.67 | 99.6696 | \$1.79 | \$101.46 |
| Delinquent/Late Fee | | | | 1.5% per month |



Tip Fee Increase 0.00%

CPI 1.8%

Area 13

| | Current Total | Current Service | Adjustment to Service | Current Landfill | Adjustment to Landfill | Adjusted Total |
|-----------------------------------|------------------|--------------------|--------------------------|---------------------|---------------------------|-------------------|
| Residential Services | | | | | | |
| Regular | \$31.99 | \$27.24 | \$0.49 | \$4.76 | \$0.00 | \$32.48 |
| Senior | \$29.05 | \$24.29 | \$0.44 | \$4.76 | \$0.00 | \$29.49 |
| Hard to Service | | | | | | |
| Regular | \$34.03 | \$29.28 | \$0.53 | \$4.76 | \$0.00 | \$34.56 |
| Senior | \$31.36 | \$26.61 | \$0.48 | \$4.76 | \$0.00 | \$31.84 |
| Comprehensive Services | | | | | | |
| Regular | \$30.24 | \$25.48 | \$0.46 | \$4.76 | \$0.00 | \$30.70 |
| Senior | \$27.71 | \$22.95 | \$0.41 | \$4.76 | \$0.00 | \$28.12 |
| Hard to Service | | | | | | |
| Regular | \$32.56 | \$27.81 | \$0.50 | \$4.76 | \$0.00 | \$33.06 |
| Senior | \$30.03 | \$25.27 | \$0.45 | \$4.76 | \$0.00 | \$30.49 |
| Desert Center (See below) | | | | | | |
| Regular | \$18.29 | \$13.53 | \$0.24 | \$4.76 | \$0.00 | \$18.53 |
| Ripley/ Mesa Comprehensive | | | | | | |
| Regular | \$21.32 | \$16.57 | \$0.30 | \$4.76 | \$0.00 | \$21.62 |

Note: All residential Rates for the Desert Center area are established by separate agreement with the County in the document entitled Agreement for Remote Area Residential Allowance - Desert Center, Executed on **April 10, 2001**.

| | | | | | | |
|-----------------------------|---------|---------|--------|--|--|---------|
| Deposit per Cart | \$12.26 | \$12.26 | \$0.22 | | | \$12.48 |
| Additional cart (per month) | \$4.36 | \$4.36 | \$0.08 | | | \$4.44 |
| Desert Center Add'l Cart | \$3.97 | \$3.97 | \$0.07 | | | \$4.05 |







Commercial Services Ripley

bin size (cu. yd.) frequency

| | | | | | | | |
|-----|---|----------|----------|--------|----------|--------|----------|
| 1.5 | 1 | \$70.39 | \$56.43 | \$1.02 | \$13.96 | \$0.00 | \$71.41 |
| | 2 | \$122.76 | \$94.85 | \$1.71 | \$27.91 | \$0.00 | \$124.46 |
| | 3 | \$174.80 | \$132.93 | \$2.39 | \$41.87 | \$0.00 | \$177.19 |
| | 4 | \$226.86 | \$171.04 | \$3.08 | \$55.82 | \$0.00 | \$229.94 |
| | 5 | \$278.93 | \$209.14 | \$3.76 | \$69.78 | \$0.00 | \$282.69 |
| 2 | 1 | \$92.22 | \$73.62 | \$1.33 | \$18.61 | \$0.00 | \$93.55 |
| | 2 | \$147.56 | \$110.34 | \$1.99 | \$37.22 | \$0.00 | \$149.55 |
| | 3 | \$202.92 | \$147.09 | \$2.65 | \$55.82 | \$0.00 | \$205.57 |
| | 4 | \$258.27 | \$183.83 | \$3.31 | \$74.43 | \$0.00 | \$261.57 |
| | 5 | \$313.62 | \$220.58 | \$3.97 | \$93.04 | \$0.00 | \$317.59 |
| 3 | 1 | \$127.10 | \$99.19 | \$1.79 | \$27.91 | \$0.00 | \$128.89 |
| | 2 | \$212.85 | \$157.02 | \$2.83 | \$55.82 | \$0.00 | \$215.67 |
| | 3 | \$291.12 | \$207.39 | \$3.73 | \$83.73 | \$0.00 | \$294.85 |
| | 4 | \$355.78 | \$244.13 | \$4.39 | \$111.65 | \$0.00 | \$360.17 |
| | 5 | \$419.76 | \$280.21 | \$5.04 | \$139.56 | \$0.00 | \$424.81 |
| 4 | 1 | \$151.13 | \$113.92 | \$2.05 | \$37.22 | \$0.00 | \$153.19 |
| | 2 | \$235.32 | \$160.89 | \$2.90 | \$74.43 | \$0.00 | \$238.22 |
| | 3 | \$319.50 | \$207.85 | \$3.74 | \$111.65 | \$0.00 | \$323.24 |
| | 4 | \$403.68 | \$254.81 | \$4.59 | \$148.86 | \$0.00 | \$408.26 |
| | 5 | \$487.86 | \$301.77 | \$5.43 | \$186.08 | \$0.00 | \$493.29 |
| 6 | 1 | \$186.88 | \$131.06 | \$2.36 | \$55.82 | \$0.00 | \$189.24 |
| | 2 | \$285.60 | \$173.95 | \$3.13 | \$111.65 | \$0.00 | \$288.73 |
| | 3 | \$384.31 | \$216.84 | \$3.90 | \$167.47 | \$0.00 | \$388.21 |
| | 4 | \$483.04 | \$259.75 | \$4.68 | \$223.30 | \$0.00 | \$487.72 |
| | 5 | \$581.77 | \$302.65 | \$5.45 | \$279.12 | \$0.00 | \$587.22 |





Desert Center: Regular (see note below)

| bin size (cu. yd.) | frequency | | | | | | | |
|--------------------|-----------|----------|----------|--------|---------|--------|----------|--|
| 1.5 | 1 | \$67.57 | \$53.61 | \$0.96 | \$13.96 | \$0.00 | \$68.53 | |
| 2 | 1 | \$90.08 | \$71.47 | \$1.29 | \$18.61 | \$0.00 | \$91.37 | |
| 3 | 1 | \$114.35 | \$86.44 | \$1.56 | \$27.91 | \$0.00 | \$115.90 | |
| 4 | 1 | \$147.12 | \$109.90 | \$1.98 | \$37.22 | \$0.00 | \$149.10 | |

Note: All commercial Rates for the Desert Center area (regular) shall match the Blythe Area rates including annual adjustments after July 1 2002. These rates shall be subject to renegotiation if the Eagle Mountain Landfill begins operations.

Desert Center: State Agencies

| bin size (cu. yd.) | frequency | | | | | | | |
|--------------------|-----------|----------|----------|--------|---------|--------|----------|--|
| 3 | 1 | \$190.28 | \$162.38 | \$2.92 | \$27.91 | \$0.00 | \$193.21 | |
| 4 | 1 | \$224.88 | \$187.66 | \$3.38 | \$37.22 | \$0.00 | \$228.26 | |

Comprehensive

| | | | | | | | | |
|---|---|----------|----------|--------|---------|--------|----------|--|
| 3 | 1 | \$183.60 | \$155.69 | \$2.80 | \$27.91 | \$0.00 | \$186.40 | |
| 4 | 1 | \$217.39 | \$180.17 | \$3.24 | \$37.22 | \$0.00 | \$220.63 | |

| | | | | | | | | |
|-------------------------|----------|----------|----------|--------|--|--|-----------------|---------------|
| Commercial Bin | Delivery | \$50.00 | \$50.00 | \$0.90 | | | \$50.00 | |
| Roll Off Service | Delivery | \$106.18 | \$106.18 | \$1.91 | | | \$108.09 | |
| | 10 yd | \$354.83 | \$354.83 | \$6.39 | | | \$361.22 | Plus landfill |
| | 30 yd | \$354.83 | \$354.83 | \$6.39 | | | \$361.22 | Plus landfill |
| | 40 yd | \$354.83 | \$354.83 | \$6.39 | | | \$361.22 | Plus landfill |



| | | | | | | |
|---|----------|----------|----------|--------|---------|------------------------|
| Compactor | | \$423.39 | \$423.39 | \$7.62 | | \$431.01 Plus landfill |
| Extra Pick-ups | | | | | | |
| truck on site | 3yd | \$45.94 | \$39.49 | \$0.71 | \$6.45 | \$46.65 |
| truck on site | 4 yd | \$59.00 | \$50.40 | \$0.91 | \$8.59 | \$59.91 |
| special trip | 3yd | \$66.09 | \$59.64 | \$1.07 | \$6.45 | \$67.16 |
| special trip | 4yd | \$79.14 | \$70.55 | \$1.27 | \$8.59 | \$80.41 |
| Clean Up Containers | | | | | | |
| Delivery charge | | \$19.67 | \$16.80 | \$0.30 | \$2.86 | \$19.97 |
| 3yd, 2wks, 2 pick ups | | \$98.58 | \$85.66 | \$1.54 | \$12.92 | \$100.12 |
| 4yd, 2wks, 2 pick ups | | \$131.43 | \$114.20 | \$2.06 | \$17.23 | \$133.49 |
| Bin Locking | | | | | | |
| Bin Locking devise Install | | \$47.04 | \$47.04 | \$0.85 | | \$47.88 |
| Bin exchange per customer | | \$67.22 | \$67.22 | \$1.21 | | \$68.43 |
| Bin exchange required maintenance | | \$67.22 | \$67.22 | \$1.21 | | \$68.43 |
| Weekly Locking Bin Service Charges | | | | | | |
| 1 | per week | \$11.65 | \$11.65 | \$0.21 | | \$11.86 |
| 2 | per week | \$23.27 | \$23.27 | \$0.42 | | \$23.69 |
| 3 | per week | \$34.93 | \$34.93 | \$0.63 | | \$35.56 |
| 4 | per week | \$46.56 | \$46.56 | \$0.84 | | \$47.39 |
| 5 | per week | \$58.20 | \$58.20 | \$1.05 | | \$59.25 |
| 6 | per week | \$69.83 | \$69.83 | \$1.26 | | \$71.09 |

