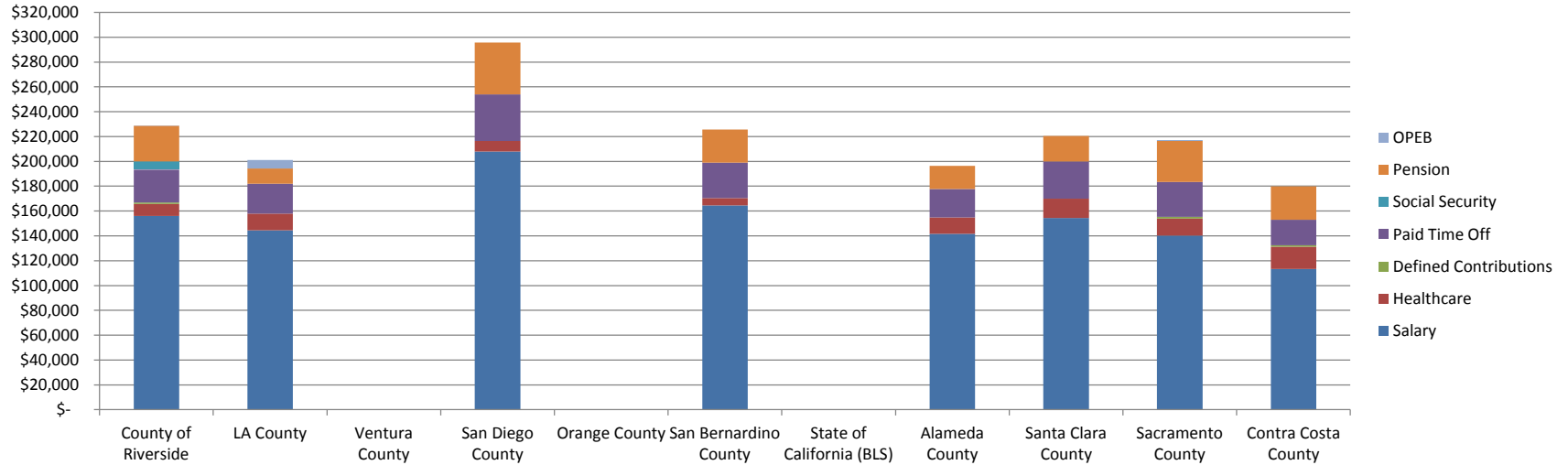


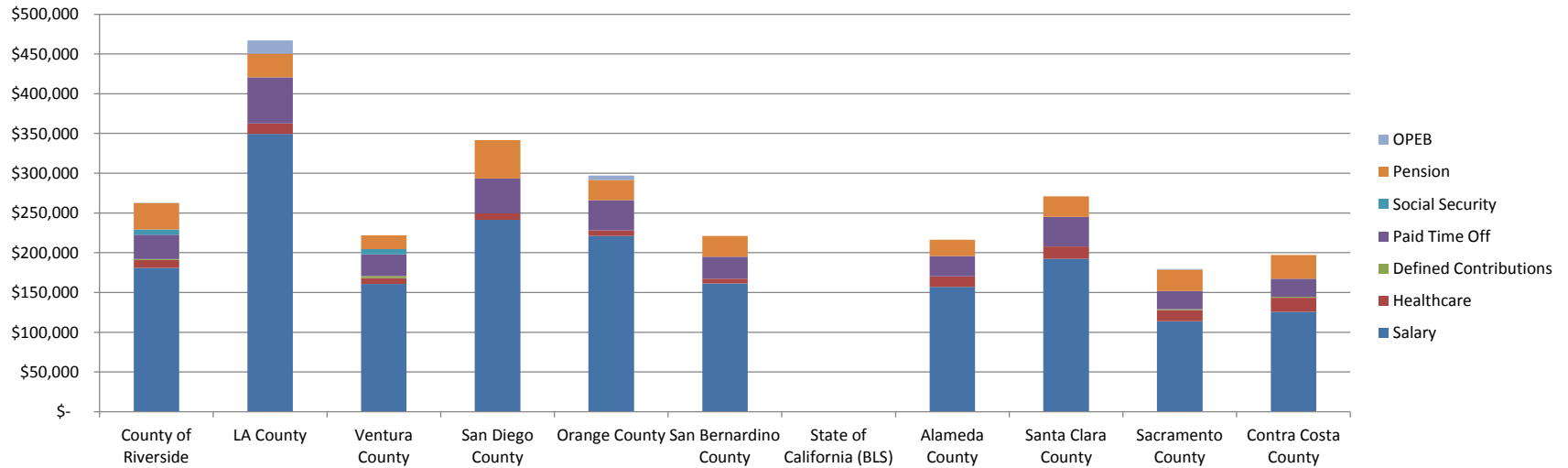
**DIR OF ENVIRONMENTAL HEALTH**

	County of Riverside	LA County	Ventura County	San Diego County	Orange County	San Bernardino County	State of California (BLS)	Alameda County	Santa Clara County	Sacramento County	Contra Costa County
Salary	\$ 155,923	\$ 144,551	\$ -	\$ 208,000	\$ -	\$ 164,604	\$ -	\$ 141,690	\$ 154,319	\$ 140,126	\$ 113,355
Healthcare	\$ 9,767	\$ 13,462	\$ -	\$ 8,346	\$ -	\$ 5,899	\$ -	\$ 13,208	\$ 15,620	\$ 13,786	\$ 17,992
Defined Contributions	\$ 1,300	\$ -	\$ -	\$ -	\$ -	\$ -	\$ -	\$ -	\$ -	\$ 1,401	\$ 1,020
Paid Time Off	\$ 26,387	\$ 23,907	\$ -	\$ 37,600	\$ -	\$ 28,501	\$ -	\$ 22,888	\$ 29,965	\$ 28,186	\$ 20,505
Social Security	\$ 6,622	\$ -	\$ -	\$ -	\$ -	\$ -	\$ -	\$ -	\$ -	\$ -	\$ -
Pension	\$ 28,643	\$ 12,330	\$ -	\$ 41,725	\$ -	\$ 26,748	\$ -	\$ 18,490	\$ 20,577	\$ 32,944	\$ 26,945
OPEB	\$ 312	\$ 6,938	\$ -	\$ -	\$ -	\$ -	\$ -	\$ -	\$ -	\$ 650	\$ -
Total Benefits	\$ 73,030	\$ 56,637	\$ -	\$ 87,671	\$ -	\$ 61,149	\$ -	\$ 54,587	\$ 66,162	\$ 76,967	\$ 66,462
Total Compensation	\$ 228,953	\$ 201,188	\$ -	\$ 295,671	\$ -	\$ 225,753	\$ -	\$ 196,277	\$ 220,481	\$ 217,092	\$ 179,817




**DIR OF PUBLIC HEALTH**

	County of Riverside	LA County	Ventura County	San Diego County	Orange County	San Bernardino County	State of California (BLS)	Alameda County	Santa Clara County	Sacramento County	Contra Costa County
Salary	\$ 180,971	\$ 349,320	\$ 160,699	\$ 241,280	\$ 220,956	\$ 161,234	\$ -	\$ 157,123	\$ 192,190	\$ 114,005	\$ 125,526
Healthcare	\$ 9,767	\$ 13,462	\$ 7,222	\$ 8,346	\$ 7,252	\$ 5,899	\$ -	\$ 13,208	\$ 15,620	\$ 13,786	\$ 17,992
Defined Contributions	\$ 1,300	\$ -	\$ 2,812	\$ -	\$ -	\$ -	\$ -	\$ -	\$ -	\$ 1,140	\$ 1,020
Paid Time Off	\$ 30,626	\$ 57,772	\$ 27,202	\$ 43,616	\$ 37,756	\$ 27,918	\$ -	\$ 25,381	\$ 37,318	\$ 22,932	\$ 22,705
Social Security	\$ 6,622	\$ -	\$ 6,622	\$ -	\$ -	\$ -	\$ -	\$ -	\$ -	\$ -	\$ -
Pension	\$ 33,244	\$ 29,797	\$ 17,195	\$ 48,401	\$ 25,653	\$ 26,201	\$ -	\$ 20,505	\$ 25,627	\$ 26,803	\$ 29,838
OPEB	\$ 362	\$ 16,767	\$ -	\$ -	\$ 5,524	\$ -	\$ -	\$ -	\$ -	\$ 650	\$ -
Total Benefits	\$ 81,920	\$ 117,799	\$ 61,053	\$ 100,363	\$ 76,185	\$ 60,018	\$ -	\$ 59,094	\$ 78,565	\$ 65,310	\$ 71,554
Total Compensation	\$ 262,891	\$ 467,119	\$ 221,752	\$ 341,643	\$ 297,140	\$ 221,252	\$ -	\$ 216,217	\$ 270,755	\$ 179,315	\$ 197,080



**MANAGING DIRECTOR OF EDA**

	County of Riverside	LA County	Ventura County	San Diego County	Orange County	San Bernardino County	State of California (BLS)	Alameda County	Santa Clara County	Sacramento County	Contra Costa County
Salary	\$ 171,615	\$ -	\$ -	\$ -	\$ -	\$ -	\$ -	\$ -	\$ -	\$ -	\$ -
Healthcare	\$ 9,767	\$ -	\$ -	\$ -	\$ -	\$ -	\$ -	\$ -	\$ -	\$ -	\$ -
Defined Contributions	\$ 1,300	\$ -	\$ -	\$ -	\$ -	\$ -	\$ -	\$ -	\$ -	\$ -	\$ -
Paid Time Off	\$ 29,043	\$ -	\$ -	\$ -	\$ -	\$ -	\$ -	\$ -	\$ -	\$ -	\$ -
Social Security	\$ 6,622	\$ -	\$ -	\$ -	\$ -	\$ -	\$ -	\$ -	\$ -	\$ -	\$ -
Pension	\$ 31,526	\$ -	\$ -	\$ -	\$ -	\$ -	\$ -	\$ -	\$ -	\$ -	\$ -
OPEB	\$ 343	\$ -	\$ -	\$ -	\$ -	\$ -	\$ -	\$ -	\$ -	\$ -	\$ -
Total Benefits	\$ 78,600	\$ -	\$ -	\$ -	\$ -	\$ -	\$ -	\$ -	\$ -	\$ -	\$ -
Total Compensation	\$ 250,215	\$ -	\$ -	\$ -	\$ -	\$ -	\$ -	\$ -	\$ -	\$ -	\$ -



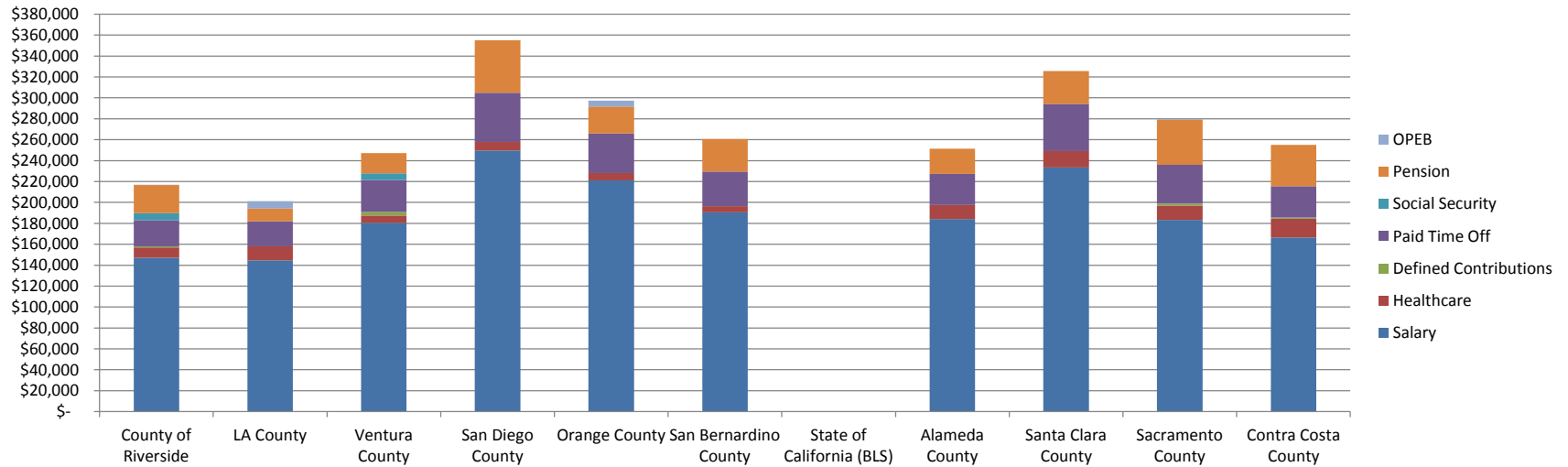
**PLANNING DIRECTOR**

	County of Riverside	LA County	Ventura County	San Diego County	Orange County	San Bernardino County	State of California (BLS)	Alameda County	Santa Clara County	Sacramento County	Contra Costa County
Salary	\$ 164,444	\$ 144,551	\$ 133,348	\$ 208,000	\$ -	\$ -	\$ -	\$ -	\$ 178,335	\$ 150,044	\$ 130,727
Healthcare	\$ 9,767	\$ 13,462	\$ 7,222	\$ 8,346	\$ -	\$ -	\$ -	\$ -	\$ 15,620	\$ 13,786	\$ 17,992
Defined Contributions	\$ 1,300	\$ -	\$ 2,334	\$ -	\$ -	\$ -	\$ -	\$ -	\$ -	\$ 1,500	\$ 1,020
Paid Time Off	\$ 27,829	\$ 23,907	\$ 22,572	\$ 39,200	\$ -	\$ -	\$ -	\$ -	\$ 34,628	\$ 30,181	\$ 23,645
Social Security	\$ 6,622	\$ -	\$ 6,622	\$ -	\$ -	\$ -	\$ -	\$ -	\$ -	\$ -	\$ -
Pension	\$ 30,208	\$ 12,330	\$ 14,268	\$ 41,725	\$ -	\$ -	\$ -	\$ -	\$ 23,779	\$ 35,275	\$ 31,074
OPEB	\$ 329	\$ 6,938	\$ -	\$ -	\$ -	\$ -	\$ -	\$ -	\$ -	\$ 650	\$ -
Total Benefits	\$ 76,054	\$ 56,637	\$ 53,018	\$ 89,271	\$ -	\$ -	\$ -	\$ -	\$ 74,027	\$ 81,393	\$ 73,731
Total Compensation	\$ 240,498	\$ 201,188	\$ 186,366	\$ 297,271	\$ -	\$ -	\$ -	\$ -	\$ 252,362	\$ 231,436	\$ 204,457



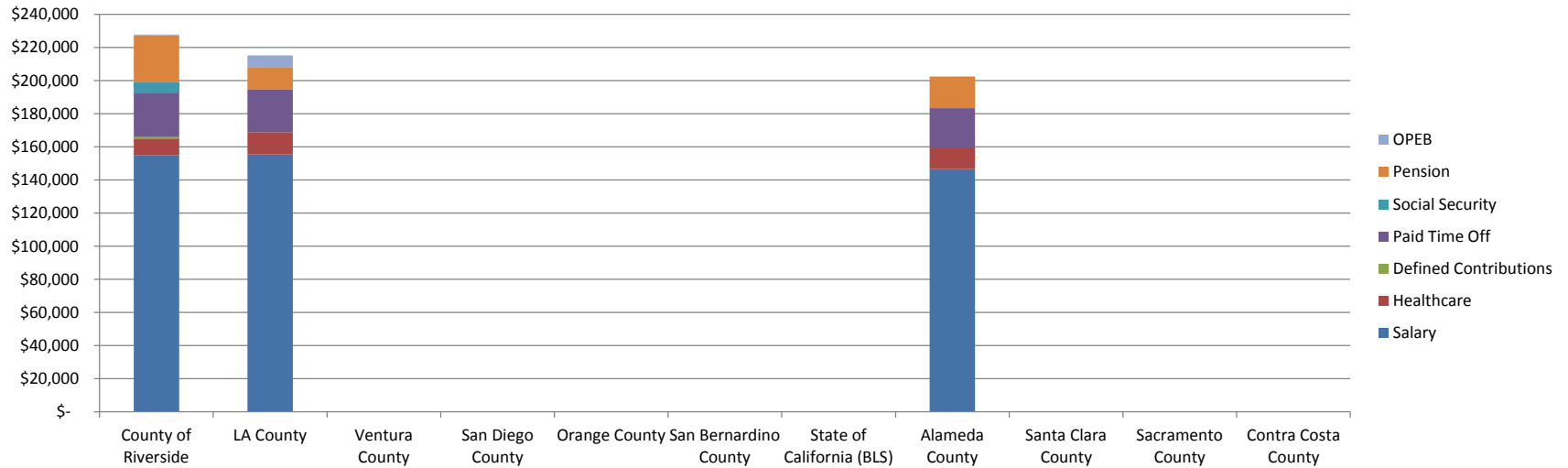
**CHF TECHNOLOGY OFFICER**

	County of Riverside	LA County	Ventura County	San Diego County	Orange County	San Bernardino County	State of California (BLS)	Alameda County	Santa Clara County	Sacramento County	Contra Costa County
Salary	\$ 147,076	\$ 144,551	\$ 180,372	\$ 249,600	\$ 220,997	\$ 190,685	\$ -	\$ 184,246	\$ 233,422	\$ 183,368	\$ 166,451
Healthcare	\$ 9,767	\$ 13,462	\$ 7,222	\$ 8,346	\$ 7,252	\$ 5,899	\$ -	\$ 13,208	\$ 15,620	\$ 13,786	\$ 17,992
Defined Contributions	\$ 1,300	\$ -	\$ 3,157	\$ -	\$ -	\$ -	\$ -	\$ -	\$ -	\$ 1,834	\$ 1,020
Paid Time Off	\$ 24,890	\$ 23,907	\$ 30,532	\$ 47,040	\$ 37,763	\$ 33,018	\$ -	\$ 29,763	\$ 45,325	\$ 36,884	\$ 30,101
Social Security	\$ 6,622	\$ -	\$ 6,622	\$ -	\$ -	\$ -	\$ -	\$ -	\$ -	\$ -	\$ -
Pension	\$ 27,018	\$ 12,330	\$ 19,300	\$ 50,070	\$ 25,658	\$ 30,986	\$ -	\$ 24,044	\$ 31,124	\$ 43,110	\$ 39,565
OPEB	\$ 294	\$ 6,938	\$ -	\$ -	\$ 5,525	\$ -	\$ -	\$ -	\$ -	\$ 650	\$ -
Total Benefits	\$ 69,890	\$ 56,637	\$ 66,833	\$ 105,456	\$ 76,198	\$ 69,903	\$ -	\$ 67,015	\$ 92,069	\$ 96,264	\$ 88,678
Total Compensation	\$ 216,965	\$ 201,188	\$ 247,205	\$ 355,056	\$ 297,194	\$ 260,588	\$ -	\$ 251,262	\$ 325,491	\$ 279,632	\$ 255,129



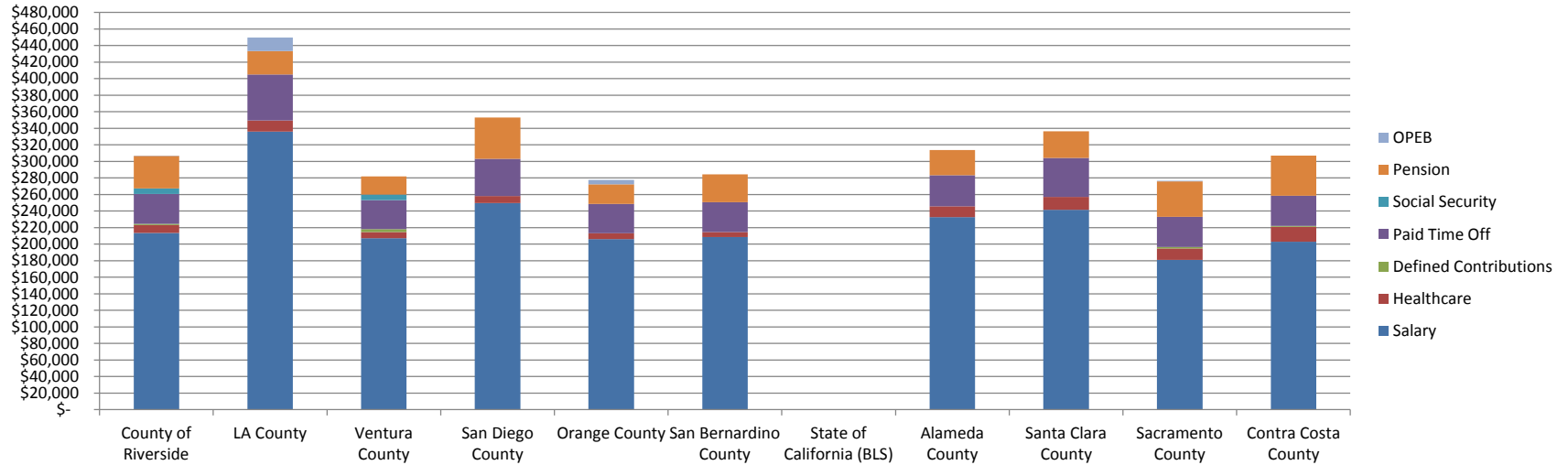
**ASST DIR OF PUBLIC SOCIAL SVCS**

	County of Riverside	LA County	Ventura County	San Diego County	Orange County	San Bernardino County	State of California (BLS)	Alameda County	Santa Clara County	Sacramento County	Contra Costa County
Salary	\$ 155,106	\$ 155,393	\$ -	\$ -	\$ -	\$ -	\$ -	\$ 146,557	\$ -	\$ -	\$ -
Healthcare	\$ 9,767	\$ 13,462	\$ -	\$ -	\$ -	\$ -	\$ -	\$ 13,208	\$ -	\$ -	\$ -
Defined Contributions	\$ 1,300	\$ -	\$ -	\$ -	\$ -	\$ -	\$ -	\$ -	\$ -	\$ -	\$ -
Paid Time Off	\$ 26,249	\$ 25,700	\$ -	\$ -	\$ -	\$ -	\$ -	\$ 23,675	\$ -	\$ -	\$ -
Social Security	\$ 6,622	\$ -	\$ -	\$ -	\$ -	\$ -	\$ -	\$ -	\$ -	\$ -	\$ -
Pension	\$ 28,493	\$ 13,255	\$ -	\$ -	\$ -	\$ -	\$ -	\$ 19,126	\$ -	\$ -	\$ -
OPEB	\$ 310	\$ 7,459	\$ -	\$ -	\$ -	\$ -	\$ -	\$ -	\$ -	\$ -	\$ -
Total Benefits	\$ 72,740	\$ 59,876	\$ -	\$ -	\$ -	\$ -	\$ -	\$ 56,008	\$ -	\$ -	\$ -
Total Compensation	\$ 227,846	\$ 215,269	\$ -	\$ -	\$ -	\$ -	\$ -	\$ 202,565	\$ -	\$ -	\$ -



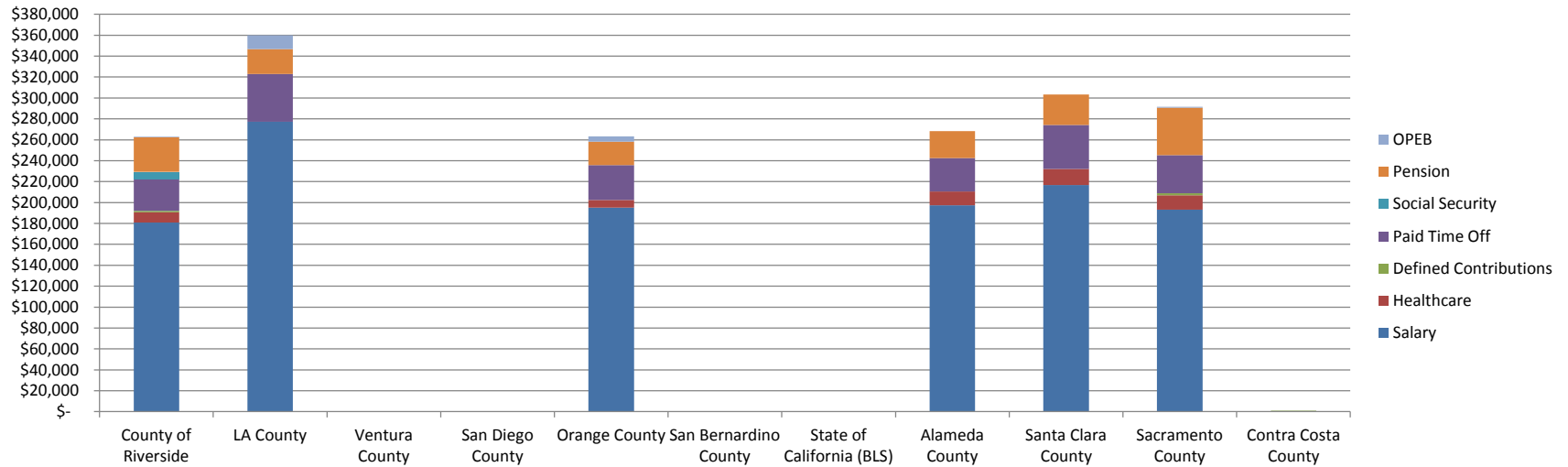
**PUBLIC DEFENDER**

	County of Riverside	LA County	Ventura County	San Diego County	Orange County	San Bernardino County	State of California (BLS)	Alameda County	Santa Clara County	Sacramento County	Contra Costa County
Salary	\$ 213,427	\$ 335,819	\$ 207,215	\$ 249,600	\$ 205,979	\$ 208,553	\$ -	\$ 232,606	\$ 241,456	\$ 181,092	\$ 202,903
Healthcare	\$ 9,767	\$ 13,462	\$ 7,222	\$ 8,346	\$ 7,252	\$ 5,899	\$ -	\$ 13,208	\$ 15,620	\$ 13,786	\$ 17,992
Defined Contributions	\$ 1,300	\$ -	\$ 3,626	\$ -	\$ -	\$ -	\$ -	\$ -	\$ -	\$ 1,811	\$ 1,020
Paid Time Off	\$ 36,118	\$ 55,539	\$ 35,074	\$ 45,120	\$ 35,196	\$ 36,111	\$ -	\$ 37,575	\$ 46,885	\$ 36,427	\$ 36,692
Social Security	\$ 6,622	\$ -	\$ 6,622	\$ -	\$ -	\$ -	\$ -	\$ -	\$ -	\$ -	\$ -
Pension	\$ 39,206	\$ 28,645	\$ 22,172	\$ 50,070	\$ 23,914	\$ 33,890	\$ -	\$ 30,355	\$ 32,196	\$ 42,575	\$ 48,230
OPEB	\$ 427	\$ 16,119	\$ -	\$ -	\$ 5,149	\$ -	\$ -	\$ -	\$ -	\$ 650	\$ -
Total Benefits	\$ 93,440	\$ 113,766	\$ 74,716	\$ 103,536	\$ 71,512	\$ 75,900	\$ -	\$ 81,138	\$ 94,700	\$ 95,248	\$ 103,934
Total Compensation	\$ 306,867	\$ 449,585	\$ 281,931	\$ 353,136	\$ 277,492	\$ 284,453	\$ -	\$ 313,745	\$ 336,156	\$ 276,340	\$ 306,837



**DIR OF PUBLIC SOCIAL SERVICES**

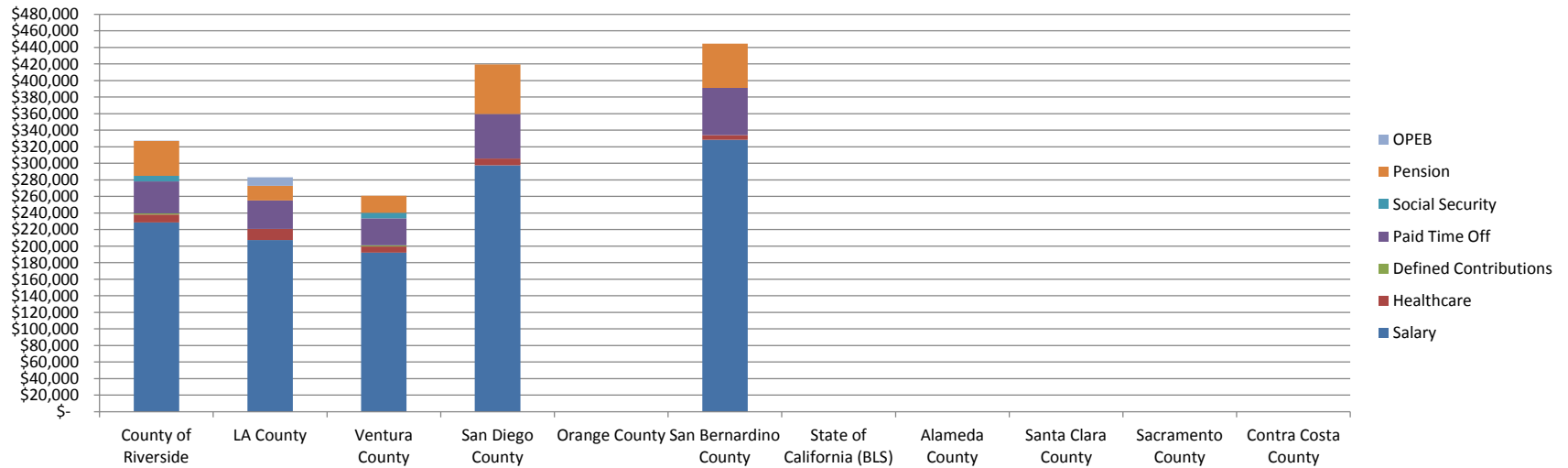
	County of Riverside	LA County	Ventura County	San Diego County	Orange County	San Bernardino County	State of California (BLS)	Alameda County	Santa Clara County	Sacramento County	Contra Costa County
Salary	\$ 180,942	\$ 277,141	\$ -	\$ -	\$ 195,061	\$ -	\$ -	\$ 197,371	\$ 216,611	\$ 193,176	\$ -
Healthcare	\$ 9,767	\$ -	\$ -	\$ -	\$ 7,252	\$ -	\$ -	\$ 13,208	\$ 15,620	\$ 13,786	\$ -
Defined Contributions	\$ 1,300	\$ -	\$ -	\$ -	\$ -	\$ -	\$ -	\$ -	\$ -	\$ 1,932	\$ 1,020
Paid Time Off	\$ 30,621	\$ 45,835	\$ -	\$ -	\$ 33,331	\$ -	\$ -	\$ 31,883	\$ 42,060	\$ 36,443	\$ -
Social Security	\$ 6,622	\$ -	\$ -	\$ -	\$ -	\$ -	\$ -	\$ -	\$ -	\$ -	\$ -
Pension	\$ 33,239	\$ 23,640	\$ -	\$ -	\$ 22,647	\$ -	\$ -	\$ 25,757	\$ 28,883	\$ 45,416	\$ -
OPEB	\$ 362	\$ 13,303	\$ -	\$ -	\$ 4,877	\$ -	\$ -	\$ -	\$ -	\$ 650	\$ -
Total Benefits	\$ 81,910	\$ 82,778	\$ -	\$ -	\$ 68,106	\$ -	\$ -	\$ 70,848	\$ 86,563	\$ 98,226	\$ 1,020
Total Compensation	\$ 262,852	\$ 359,918	\$ -	\$ -	\$ 263,168	\$ -	\$ -	\$ 268,219	\$ 303,174	\$ 291,402	\$ 1,020





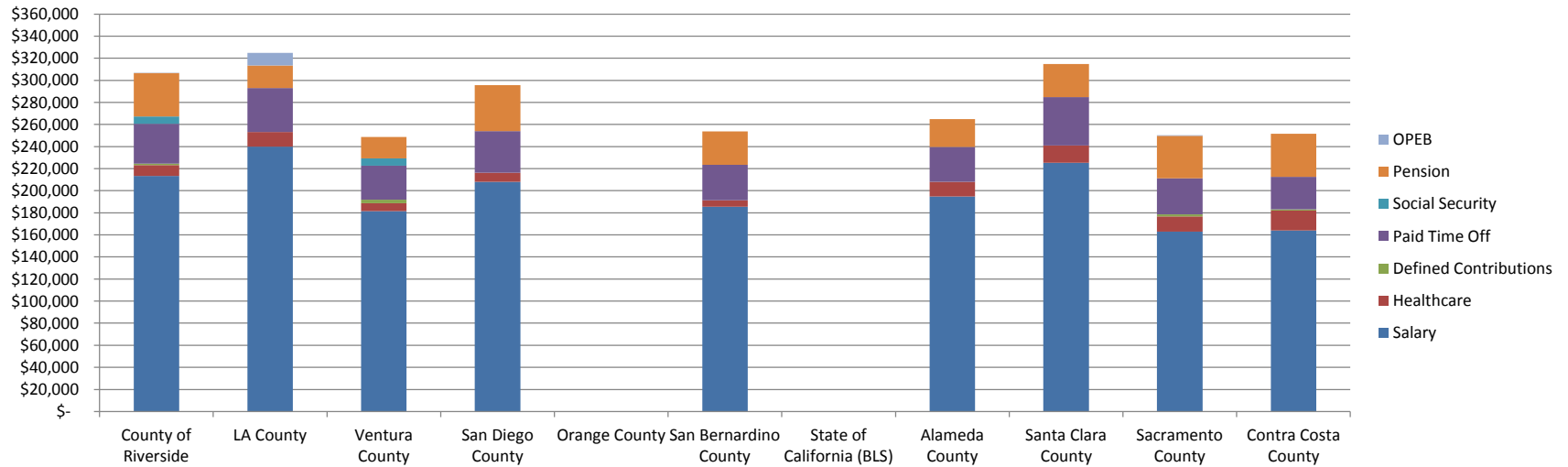
**HOSPITAL ADMINISTRATOR**

	County of Riverside	LA County	Ventura County	San Diego County	Orange County	San Bernardino County	State of California (BLS)	Alameda County	Santa Clara County	Sacramento County	Contra Costa County
Salary	\$ 228,582	\$ 207,523	\$ 192,337	\$ 297,598	\$ -	\$ 328,328	\$ -	\$ -	\$ -	\$ -	\$ -
Healthcare	\$ 9,767	\$ 13,462	\$ 7,222	\$ 8,346	\$ -	\$ 5,899	\$ -	\$ -	\$ -	\$ -	\$ -
Defined Contributions	\$ 1,300	\$ -	\$ 1,443	\$ -	\$ -	\$ -	\$ -	\$ -	\$ -	\$ -	\$ -
Paid Time Off	\$ 38,683	\$ 34,321	\$ 32,557	\$ 53,797	\$ -	\$ 56,848	\$ -	\$ -	\$ -	\$ -	\$ -
Social Security	\$ 6,622	\$ -	\$ 6,622	\$ -	\$ -	\$ -	\$ -	\$ -	\$ -	\$ -	\$ -
Pension	\$ 41,990	\$ 17,702	\$ 20,580	\$ 59,698	\$ -	\$ 53,353	\$ -	\$ -	\$ -	\$ -	\$ -
OPEB	\$ 457	\$ 9,961	\$ -	\$ -	\$ -	\$ -	\$ -	\$ -	\$ -	\$ -	\$ -
Total Benefits	\$ 98,819	\$ 75,446	\$ 68,423	\$ 121,841	\$ -	\$ 116,101	\$ -	\$ -	\$ -	\$ -	\$ -
Total Compensation	\$ 327,401	\$ 282,969	\$ 260,761	\$ 419,439	\$ -	\$ 444,429	\$ -	\$ -	\$ -	\$ -	\$ -



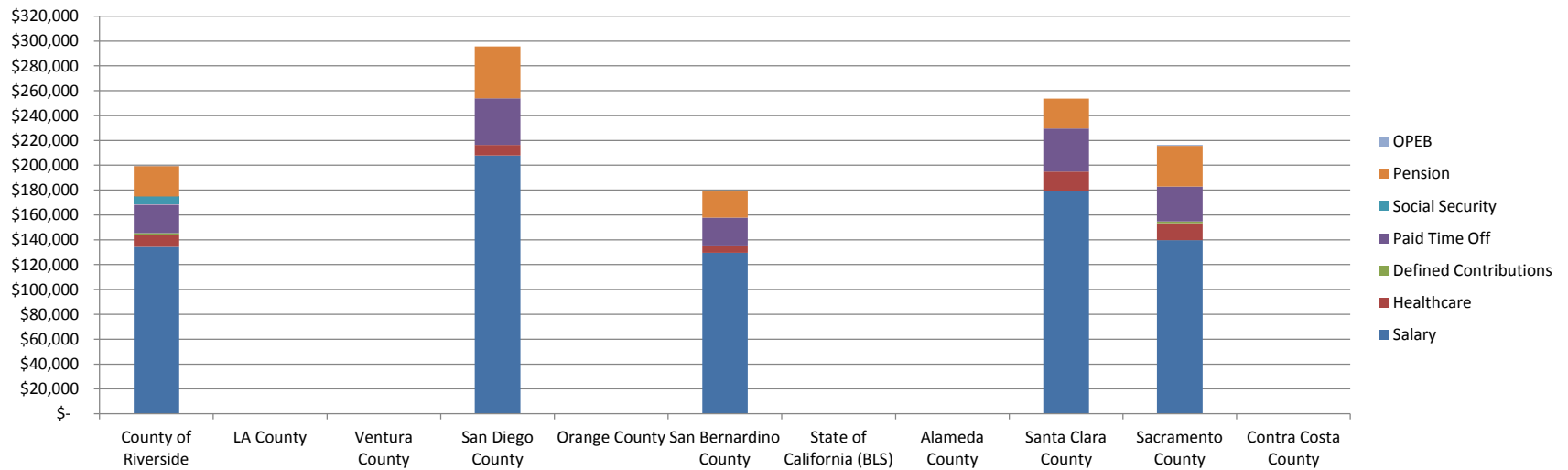
**ASST PUBLIC DEFENDER**

	County of Riverside	LA County	Ventura County	San Diego County	Orange County	San Bernardino County	State of California (BLS)	Alameda County	Santa Clara County	Sacramento County	Contra Costa County
Salary	\$ 213,482	\$ 239,819	\$ 181,555	\$ 208,000	\$ -	\$ 185,515	\$ -	\$ 194,854	\$ 225,420	\$ 163,073	\$ 163,997
Healthcare	\$ 9,767	\$ 13,462	\$ 7,222	\$ 8,346	\$ -	\$ 5,899	\$ -	\$ 13,208	\$ 15,620	\$ 13,786	\$ 17,992
Defined Contributions	\$ 1,300	\$ -	\$ 3,177	\$ -	\$ -	\$ -	\$ -	\$ -	\$ -	\$ 1,631	\$ 1,020
Paid Time Off	\$ 36,128	\$ 39,662	\$ 30,733	\$ 37,600	\$ -	\$ 32,121	\$ -	\$ 31,476	\$ 43,771	\$ 32,802	\$ 29,657
Social Security	\$ 6,622	\$ -	\$ 6,622	\$ -	\$ -	\$ -	\$ -	\$ -	\$ -	\$ -	\$ -
Pension	\$ 39,217	\$ 20,457	\$ 19,426	\$ 41,725	\$ -	\$ 30,146	\$ -	\$ 25,428	\$ 30,058	\$ 38,338	\$ 38,982
OPEB	\$ 427	\$ 11,511	\$ -	\$ -	\$ -	\$ -	\$ -	\$ -	\$ -	\$ 650	\$ -
Total Benefits	\$ 93,460	\$ 85,092	\$ 67,181	\$ 87,671	\$ -	\$ 68,166	\$ -	\$ 70,113	\$ 89,448	\$ 87,207	\$ 87,651
Total Compensation	\$ 306,941	\$ 324,911	\$ 248,736	\$ 295,671	\$ -	\$ 253,681	\$ -	\$ 264,968	\$ 314,868	\$ 250,280	\$ 251,648



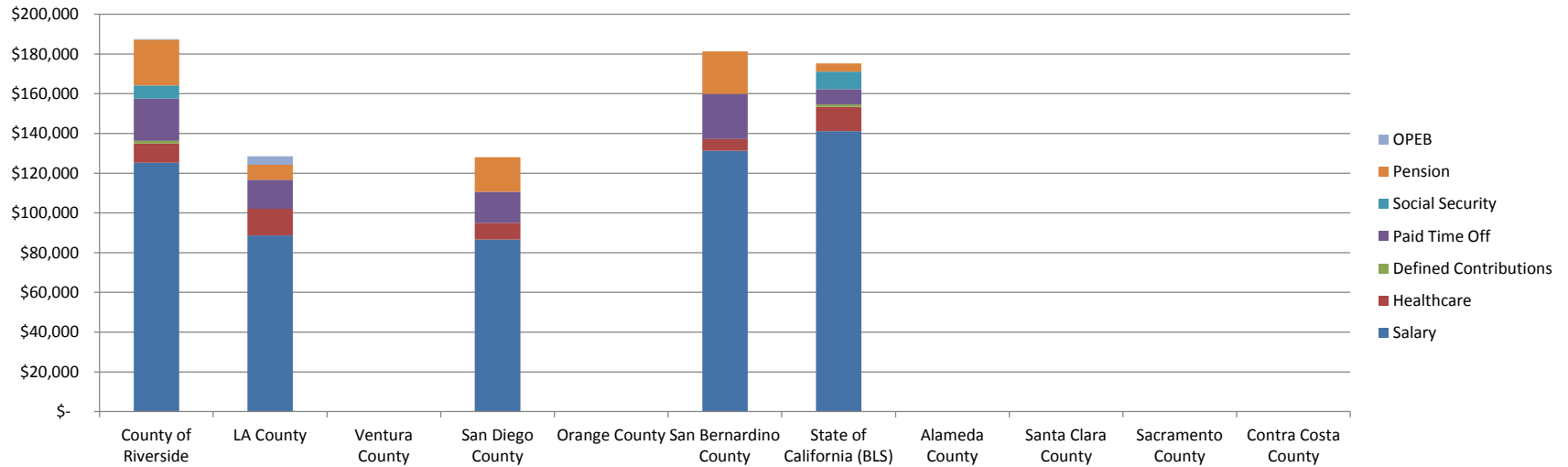
**PARKS DIRECTOR - PARKS**

	County of Riverside	LA County	Ventura County	San Diego County	Orange County	San Bernardino County	State of California (BLS)	Alameda County	Santa Clara County	Sacramento County	Contra Costa County
Salary	\$ 134,341	\$ -	\$ -	\$ 208,000	\$ -	\$ 129,467	\$ -	\$ -	\$ 179,227	\$ 139,583	\$ -
Healthcare	\$ 9,767	\$ -	\$ -	\$ 8,346	\$ -	\$ 5,899	\$ -	\$ -	\$ 15,620	\$ 13,786	\$ -
Defined Contributions	\$ 1,300	\$ -	\$ -	\$ -	\$ -	\$ -	\$ -	\$ -	\$ -	\$ 1,396	\$ -
Paid Time Off	\$ 22,735	\$ -	\$ -	\$ 37,600	\$ -	\$ 22,415	\$ -	\$ -	\$ 34,801	\$ 28,077	\$ -
Social Security	\$ 6,622	\$ -	\$ -	\$ -	\$ -	\$ -	\$ -	\$ -	\$ -	\$ -	\$ -
Pension	\$ 24,678	\$ -	\$ -	\$ 41,725	\$ -	\$ 21,038	\$ -	\$ -	\$ 23,898	\$ 32,816	\$ -
OPEB	\$ 269	\$ -	\$ -	\$ -	\$ -	\$ -	\$ -	\$ -	\$ -	\$ 650	\$ -
Total Benefits	\$ 65,370	\$ -	\$ -	\$ 87,671	\$ -	\$ 49,353	\$ -	\$ -	\$ 74,320	\$ 76,724	\$ -
Total Compensation	\$ 199,711	\$ -	\$ -	\$ 295,671	\$ -	\$ 178,820	\$ -	\$ -	\$ 253,547	\$ 216,307	\$ -



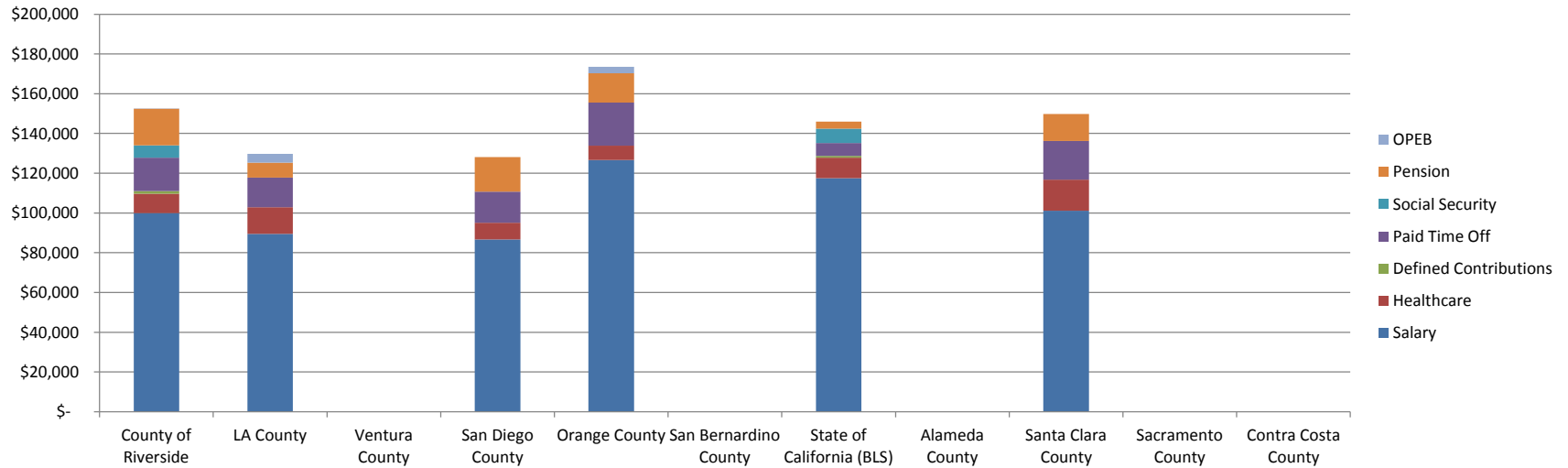
**ASST HOSPITAL ADMINISTRATOR II**

	County of Riverside	LA County	Ventura County	San Diego County	Orange County	San Bernardino County	State of California (BLS)	Alameda County	Santa Clara County	Sacramento County	Contra Costa County
Salary	\$ 125,268	\$ 88,606	\$ -	\$ 86,674	\$ -	\$ 131,331	\$ 141,137	\$ -	\$ -	\$ -	\$ -
Healthcare	\$ 9,767	\$ 13,462	\$ -	\$ 8,346	\$ -	\$ 5,899	\$ 12,279	\$ -	\$ -	\$ -	\$ -
Defined Contributions	\$ 1,300	\$ -	\$ -	\$ -	\$ -	\$ -	\$ 1,129	\$ -	\$ -	\$ -	\$ -
Paid Time Off	\$ 21,199	\$ 14,654	\$ -	\$ 15,668	\$ -	\$ 22,739	\$ 7,763	\$ -	\$ -	\$ -	\$ -
Social Security	\$ 6,622	\$ -	\$ -	\$ -	\$ -	\$ -	\$ 8,750	\$ -	\$ -	\$ -	\$ -
Pension	\$ 23,012	\$ 7,558	\$ -	\$ 17,387	\$ -	\$ 21,341	\$ 4,234	\$ -	\$ -	\$ -	\$ -
OPEB	\$ 251	\$ 4,253	\$ -	\$ -	\$ -	\$ -	\$ -	\$ -	\$ -	\$ -	\$ -
Total Benefits	\$ 62,150	\$ 39,927	\$ -	\$ 41,401	\$ -	\$ 49,980	\$ 34,155	\$ -	\$ -	\$ -	\$ -
Total Compensation	\$ 187,418	\$ 128,533	\$ -	\$ 128,074	\$ -	\$ 181,311	\$ 175,292	\$ -	\$ -	\$ -	\$ -



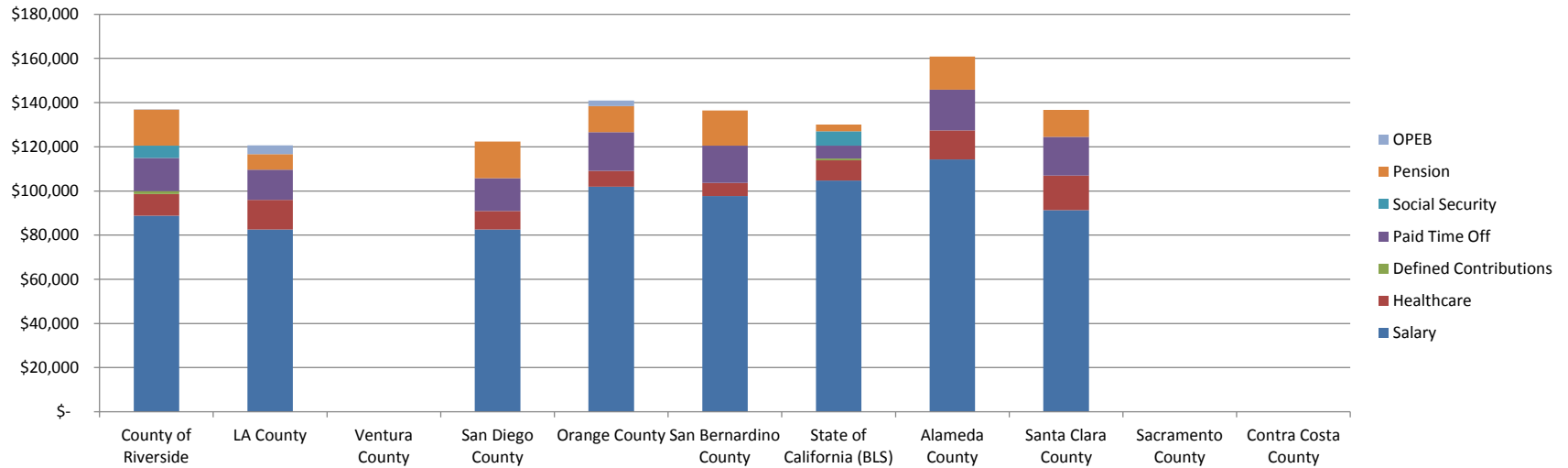
**ADMIN SVCS MGR II**

	County of Riverside	LA County	Ventura County	San Diego County	Orange County	San Bernardino County	State of California (BLS)	Alameda County	Santa Clara County	Sacramento County	Contra Costa County
Salary	\$ 99,903	\$ 89,485	\$ -	\$ 86,674	\$ 126,690	\$ -	\$ 117,529	\$ -	\$ 101,188	\$ -	\$ -
Healthcare	\$ 9,767	\$ 13,462	\$ -	\$ 8,346	\$ 7,252	\$ -	\$ 10,225	\$ -	\$ 15,620	\$ -	\$ -
Defined Contributions	\$ 1,300	\$ -	\$ -	\$ -	\$ -	\$ -	\$ 940	\$ -	\$ -	\$ -	\$ -
Paid Time Off	\$ 16,907	\$ 14,799	\$ -	\$ 15,668	\$ 21,648	\$ -	\$ 6,464	\$ -	\$ 19,460	\$ -	\$ -
Social Security	\$ 6,194	\$ -	\$ -	\$ -	\$ -	\$ -	\$ 7,287	\$ -	\$ -	\$ -	\$ -
Pension	\$ 18,352	\$ 7,633	\$ -	\$ 17,387	\$ 14,709	\$ -	\$ 3,526	\$ -	\$ 13,492	\$ -	\$ -
OPEB	\$ 200	\$ 4,295	\$ -	\$ -	\$ 3,167	\$ -	\$ -	\$ -	\$ -	\$ -	\$ -
Total Benefits	\$ 52,719	\$ 40,190	\$ -	\$ 41,401	\$ 46,776	\$ -	\$ 28,442	\$ -	\$ 48,572	\$ -	\$ -
Total Compensation	\$ 152,622	\$ 129,675	\$ -	\$ 128,074	\$ 173,466	\$ -	\$ 145,972	\$ -	\$ 149,760	\$ -	\$ -



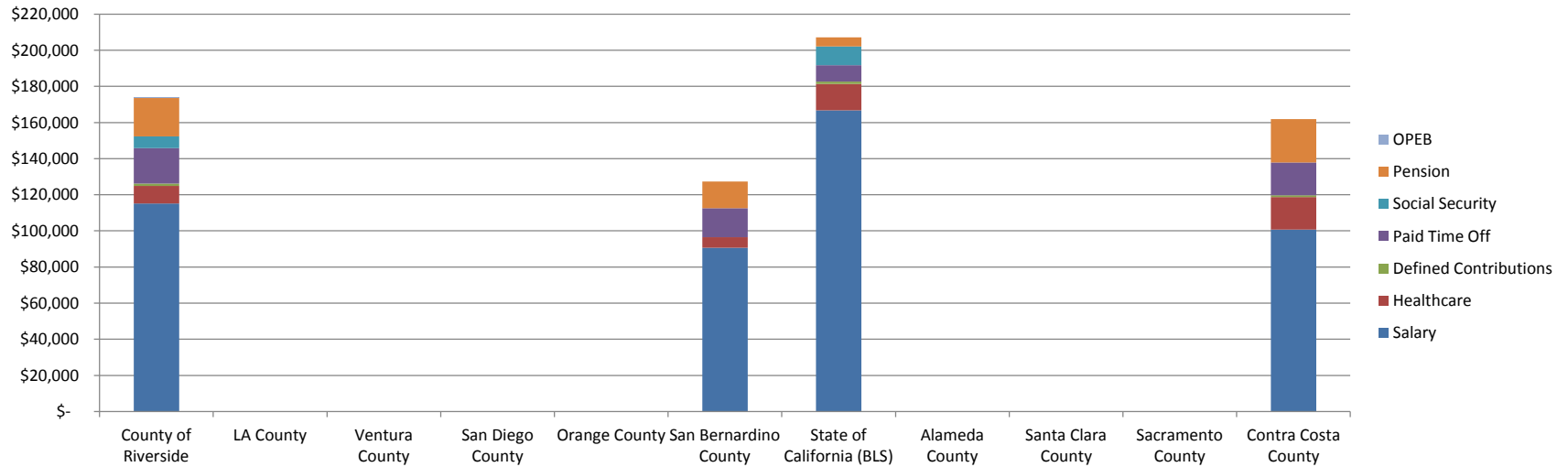
**ADMIN SVCS MGR I**

	County of Riverside	LA County	Ventura County	San Diego County	Orange County	San Bernardino County	State of California (BLS)	Alameda County	Santa Clara County	Sacramento County	Contra Costa County
Salary	\$ 88,853	\$ 82,490	\$ -	\$ 82,534	\$ 101,888	\$ 97,718	\$ 104,774	\$ 114,254	\$ 91,360	\$ -	\$ -
Healthcare	\$ 9,767	\$ 13,462	\$ -	\$ 8,346	\$ 7,252	\$ 5,899	\$ 9,115	\$ 13,208	\$ 15,620	\$ -	\$ -
Defined Contributions	\$ 1,300	\$ -	\$ -	\$ -	\$ -	\$ -	\$ 838	\$ -	\$ -	\$ -	\$ -
Paid Time Off	\$ 15,037	\$ 13,643	\$ -	\$ 14,920	\$ 17,410	\$ 16,919	\$ 5,763	\$ 18,456	\$ 17,568	\$ -	\$ -
Social Security	\$ 5,509	\$ -	\$ -	\$ -	\$ -	\$ -	\$ 6,496	\$ -	\$ -	\$ -	\$ -
Pension	\$ 16,322	\$ 7,036	\$ -	\$ 16,556	\$ 11,829	\$ 15,879	\$ 3,143	\$ 14,910	\$ 12,182	\$ -	\$ -
OPEB	\$ 178	\$ 3,960	\$ -	\$ -	\$ 2,547	\$ -	\$ -	\$ -	\$ -	\$ -	\$ -
Total Benefits	\$ 48,112	\$ 38,101	\$ -	\$ 39,822	\$ 39,039	\$ 38,698	\$ 25,355	\$ 46,575	\$ 45,370	\$ -	\$ -
Total Compensation	\$ 136,965	\$ 120,591	\$ -	\$ 122,356	\$ 140,926	\$ 136,416	\$ 130,129	\$ 160,829	\$ 136,730	\$ -	\$ -



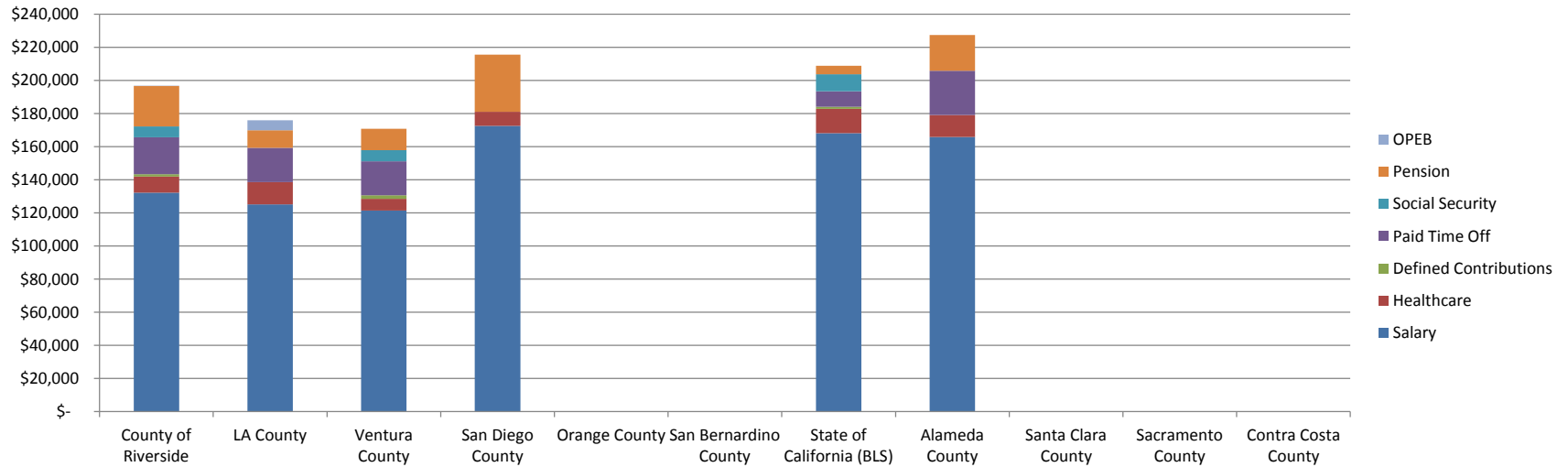
**ENGINEERING PROJECT MGR**

	County of Riverside	LA County	Ventura County	San Diego County	Orange County	San Bernardino County	State of California (BLS)	Alameda County	Santa Clara County	Sacramento County	Contra Costa County
Salary	\$ 115,192	\$ -	\$ -	\$ -	\$ -	\$ 90,667	\$ 166,754	\$ -	\$ -	\$ -	\$ 100,656
Healthcare	\$ 9,767	\$ -	\$ -	\$ -	\$ -	\$ 5,899	\$ 14,508	\$ -	\$ -	\$ -	\$ 17,992
Defined Contributions	\$ 1,300	\$ -	\$ -	\$ -	\$ -	\$ -	\$ 1,334	\$ -	\$ -	\$ -	\$ 1,020
Paid Time Off	\$ 19,494	\$ -	\$ -	\$ -	\$ -	\$ 16,039	\$ 9,171	\$ -	\$ -	\$ -	\$ 18,208
Social Security	\$ 6,622	\$ -	\$ -	\$ -	\$ -	\$ -	\$ 10,339	\$ -	\$ -	\$ -	\$ -
Pension	\$ 21,161	\$ -	\$ -	\$ -	\$ -	\$ 14,733	\$ 5,003	\$ -	\$ -	\$ -	\$ 23,926
OPEB	\$ 230	\$ -	\$ -	\$ -	\$ -	\$ -	\$ -	\$ -	\$ -	\$ -	\$ -
Total Benefits	\$ 58,573	\$ -	\$ -	\$ -	\$ -	\$ 36,671	\$ 40,354	\$ -	\$ -	\$ -	\$ 61,146
Total Compensation	\$ 173,765	\$ -	\$ -	\$ -	\$ -	\$ 127,338	\$ 207,108	\$ -	\$ -	\$ -	\$ 161,802



**ENGINEERING DIVISION MANAGER**

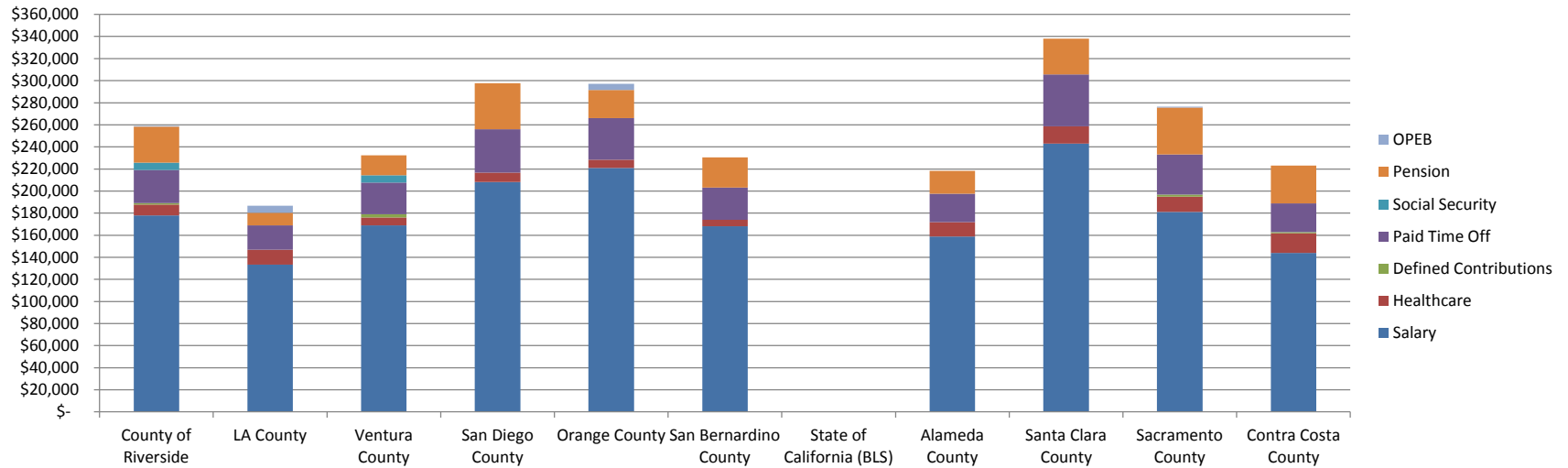
	County of Riverside	LA County	Ventura County	San Diego County	Orange County	San Bernardino County	State of California (BLS)	Alameda County	Santa Clara County	Sacramento County	Contra Costa County
Salary	\$ 132,223	\$ 125,081	\$ 121,355	\$ 172,640	\$ -	\$ -	\$ 168,150	\$ 165,838	\$ -	\$ -	\$ -
Healthcare	\$ 9,767	\$ 13,462	\$ 7,222	\$ 8,346	\$ -	\$ -	\$ 14,629	\$ 13,208	\$ -	\$ -	\$ -
Defined Contributions	\$ 1,300	\$ -	\$ 2,124	\$ -	\$ -	\$ -	\$ 1,345	\$ -	\$ -	\$ -	\$ -
Paid Time Off	\$ 22,376	\$ 20,686	\$ 20,540	\$ -	\$ -	\$ -	\$ 9,248	\$ 26,789	\$ -	\$ -	\$ -
Social Security	\$ 6,622	\$ -	\$ 6,622	\$ -	\$ -	\$ -	\$ 10,425	\$ -	\$ -	\$ -	\$ -
Pension	\$ 24,289	\$ 10,669	\$ 12,985	\$ 34,632	\$ -	\$ -	\$ 5,044	\$ 21,642	\$ -	\$ -	\$ -
OPEB	\$ 264	\$ 6,004	\$ -	\$ -	\$ -	\$ -	\$ -	\$ -	\$ -	\$ -	\$ -
Total Benefits	\$ 64,618	\$ 50,822	\$ 49,493	\$ 42,978	\$ -	\$ -	\$ 40,692	\$ 61,639	\$ -	\$ -	\$ -
Total Compensation	\$ 196,841	\$ 175,902	\$ 170,848	\$ 215,618	\$ -	\$ -	\$ 208,842	\$ 227,478	\$ -	\$ -	\$ -





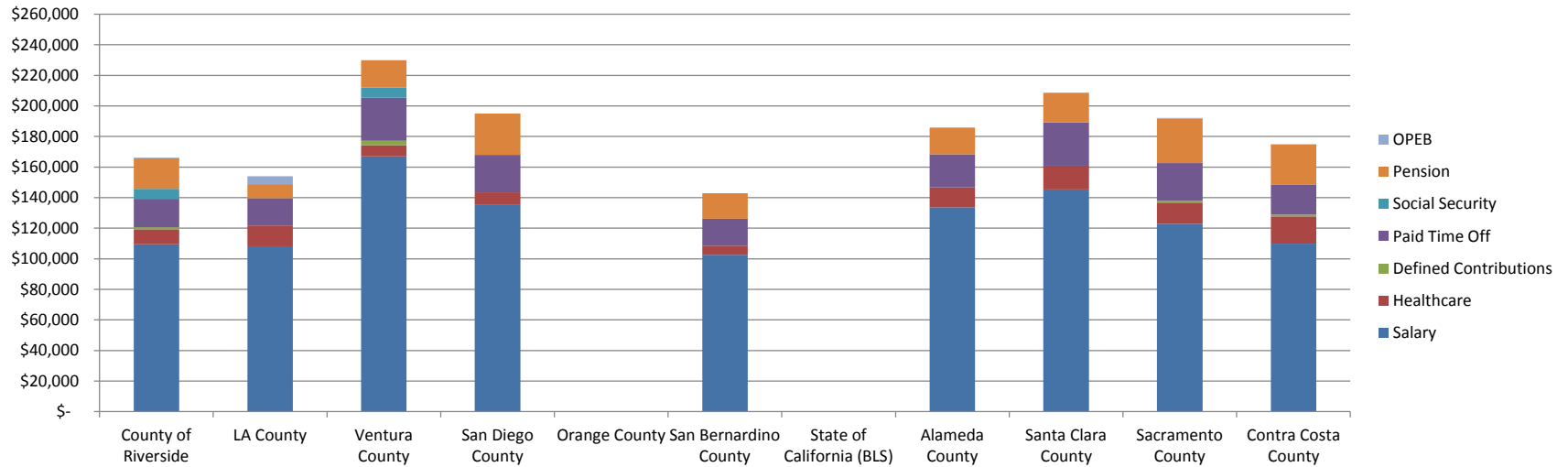
**CHF DEP DISTRICT ATTORNEY**

	County of Riverside	LA County	Ventura County	San Diego County	Orange County	San Bernardino County	State of California (BLS)	Alameda County	Santa Clara County	Sacramento County	Contra Costa County
Salary	\$ 177,960	\$ 133,415	\$ 168,889	\$ 208,333	\$ 220,997	\$ 168,126	\$ -	\$ 158,725	\$ 242,917	\$ 181,092	\$ 143,849
Healthcare	\$ 9,767	\$ 13,462	\$ 7,222	\$ 8,346	\$ 7,252	\$ 5,899	\$ -	\$ 13,208	\$ 15,620	\$ 13,786	\$ 17,992
Defined Contributions	\$ 1,300	\$ -	\$ 2,956	\$ -	\$ -	\$ -	\$ -	\$ -	\$ -	\$ 1,811	\$ 1,020
Paid Time Off	\$ 30,116	\$ 22,065	\$ 28,589	\$ 39,263	\$ 37,763	\$ 29,110	\$ -	\$ 25,640	\$ 47,168	\$ 36,427	\$ 26,017
Social Security	\$ 6,622	\$ -	\$ 6,622	\$ -	\$ -	\$ -	\$ -	\$ -	\$ -	\$ -	\$ -
Pension	\$ 32,691	\$ 11,380	\$ 18,071	\$ 41,792	\$ 25,658	\$ 27,321	\$ -	\$ 20,714	\$ 32,391	\$ 42,575	\$ 34,193
OPEB	\$ 356	\$ 6,404	\$ -	\$ -	\$ 5,525	\$ -	\$ -	\$ -	\$ -	\$ 650	\$ -
Total Benefits	\$ 80,852	\$ 53,311	\$ 63,459	\$ 89,400	\$ 76,198	\$ 62,330	\$ -	\$ 59,562	\$ 95,179	\$ 95,248	\$ 79,222
Total Compensation	\$ 258,812	\$ 186,726	\$ 232,348	\$ 297,733	\$ 297,194	\$ 230,456	\$ -	\$ 218,287	\$ 338,096	\$ 276,340	\$ 223,071



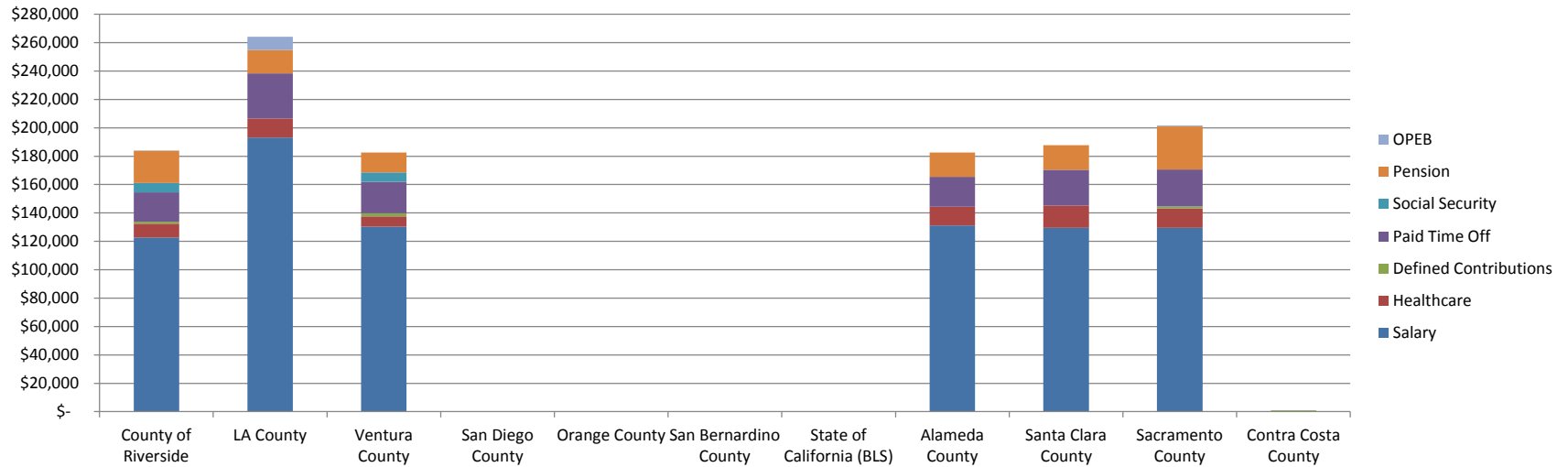
**PROBATION DIVISION DIRECTOR**

	County of Riverside	LA County	Ventura County	San Diego County	Orange County	San Bernardino County	State of California (BLS)	Alameda County	Santa Clara County	Sacramento County	Contra Costa County
Salary	\$ 109,599	\$ 108,239	\$ 167,008	\$ 135,200	\$ -	\$ 102,606	\$ -	\$ 133,598	\$ 145,357	\$ 122,941	\$ 109,820
Healthcare	\$ 9,767	\$ 13,462	\$ 7,222	\$ 8,346	\$ -	\$ 5,899	\$ -	\$ 13,208	\$ 15,620	\$ 13,786	\$ 17,992
Defined Contributions	\$ 1,300	\$ -	\$ 2,923	\$ -	\$ -	\$ -	\$ -	\$ -	\$ -	\$ 1,229	\$ 1,020
Paid Time Off	\$ 18,548	\$ 17,901	\$ 28,269	\$ 24,440	\$ -	\$ 17,766	\$ -	\$ 21,581	\$ 28,225	\$ 24,730	\$ 19,866
Social Security	\$ 6,622	\$ -	\$ 6,622	\$ -	\$ -	\$ -	\$ -	\$ -	\$ -	\$ -	\$ -
Pension	\$ 20,133	\$ 9,233	\$ 17,870	\$ 27,121	\$ -	\$ 16,674	\$ -	\$ 17,435	\$ 19,382	\$ 28,904	\$ 26,104
OPEB	\$ 219	\$ 5,195	\$ -	\$ -	\$ -	\$ -	\$ -	\$ -	\$ -	\$ 650	\$ -
Total Benefits	\$ 56,588	\$ 45,791	\$ 62,905	\$ 59,907	\$ -	\$ 40,338	\$ -	\$ 52,224	\$ 63,226	\$ 69,298	\$ 64,982
Total Compensation	\$ 166,187	\$ 154,031	\$ 229,913	\$ 195,107	\$ -	\$ 142,945	\$ -	\$ 185,822	\$ 208,583	\$ 192,240	\$ 174,803



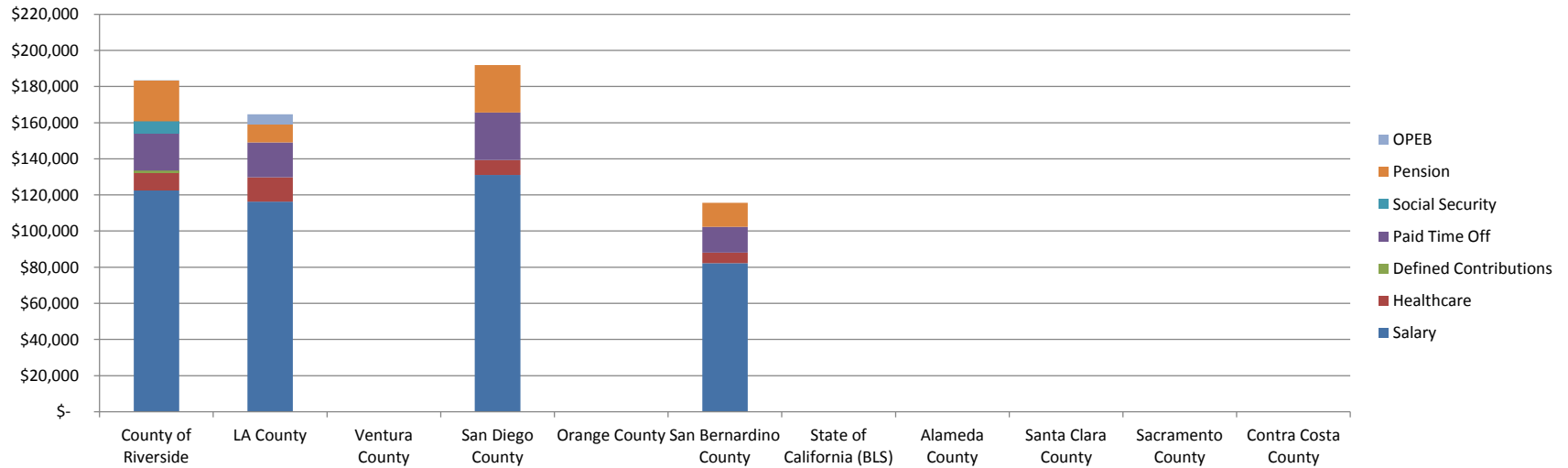
DEP DIR OF PUBLIC SOCIAL SVCS

	County of Riverside	LA County	Ventura County	San Diego County	Orange County	San Bernardino County	State of California (BLS)	Alameda County	Santa Clara County	Sacramento County	Contra Costa County
Salary	\$ 122,769	\$ 193,045	\$ 130,413	\$ -	\$ -	\$ -	\$ -	\$ 131,138	\$ 129,609	\$ 129,456	\$ -
Healthcare	\$ 9,767	\$ 13,462	\$ 7,222	\$ -	\$ -	\$ -	\$ -	\$ 13,208	\$ 15,620	\$ 13,786	\$ -
Defined Contributions	\$ 1,300	\$ -	\$ 2,282	\$ -	\$ -	\$ -	\$ -	\$ -	\$ -	\$ 1,295	\$ 1,020
Paid Time Off	\$ 20,776	\$ 31,927	\$ 22,075	\$ -	\$ -	\$ -	\$ -	\$ 21,184	\$ 25,167	\$ 26,040	\$ -
Social Security	\$ 6,622	\$ -	\$ 6,622	\$ -	\$ -	\$ -	\$ -	\$ -	\$ -	\$ -	\$ -
Pension	\$ 22,553	\$ 16,467	\$ 13,954	\$ -	\$ -	\$ -	\$ -	\$ 17,113	\$ 17,282	\$ 30,435	\$ -
OPEB	\$ 246	\$ 9,266	\$ -	\$ -	\$ -	\$ -	\$ -	\$ -	\$ -	\$ 650	\$ -
Total Benefits	\$ 61,263	\$ 71,122	\$ 52,156	\$ -	\$ -	\$ -	\$ -	\$ 51,505	\$ 58,069	\$ 72,205	\$ 1,020
Total Compensation	\$ 184,032	\$ 264,166	\$ 182,569	\$ -	\$ -	\$ -	\$ -	\$ 182,643	\$ 187,678	\$ 201,661	\$ 1,020



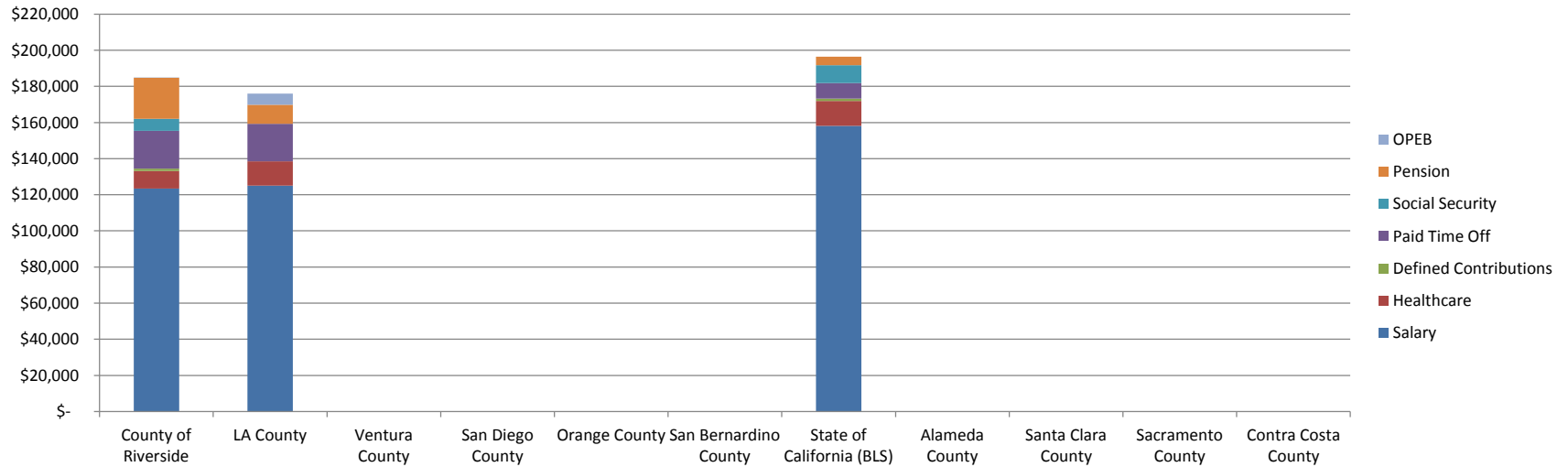
**BUREAU CHIEF - PARKS**

	County of Riverside	LA County	Ventura County	San Diego County	Orange County	San Bernardino County	State of California (BLS)	Alameda County	Santa Clara County	Sacramento County	Contra Costa County
Salary	\$ 122,390	\$ 116,356	\$ -	\$ 131,040	\$ -	\$ 82,160	\$ -	\$ -	\$ -	\$ -	\$ -
Healthcare	\$ 9,767	\$ 13,462	\$ -	\$ 8,346	\$ -	\$ 5,899	\$ -	\$ -	\$ -	\$ -	\$ -
Defined Contributions	\$ 1,300	\$ -	\$ -	\$ -	\$ -	\$ -	\$ -	\$ -	\$ -	\$ -	\$ -
Paid Time Off	\$ 20,712	\$ 19,244	\$ -	\$ 26,208	\$ -	\$ 14,226	\$ -	\$ -	\$ -	\$ -	\$ -
Social Security	\$ 6,622	\$ -	\$ -	\$ -	\$ -	\$ -	\$ -	\$ -	\$ -	\$ -	\$ -
Pension	\$ 22,483	\$ 9,925	\$ -	\$ 26,287	\$ -	\$ 13,351	\$ -	\$ -	\$ -	\$ -	\$ -
OPEB	\$ 245	\$ 5,585	\$ -	\$ -	\$ -	\$ -	\$ -	\$ -	\$ -	\$ -	\$ -
Total Benefits	\$ 61,128	\$ 48,216	\$ -	\$ 60,841	\$ -	\$ 33,476	\$ -	\$ -	\$ -	\$ -	\$ -
Total Compensation	\$ 183,518	\$ 164,572	\$ -	\$ 191,881	\$ -	\$ 115,636	\$ -	\$ -	\$ -	\$ -	\$ -



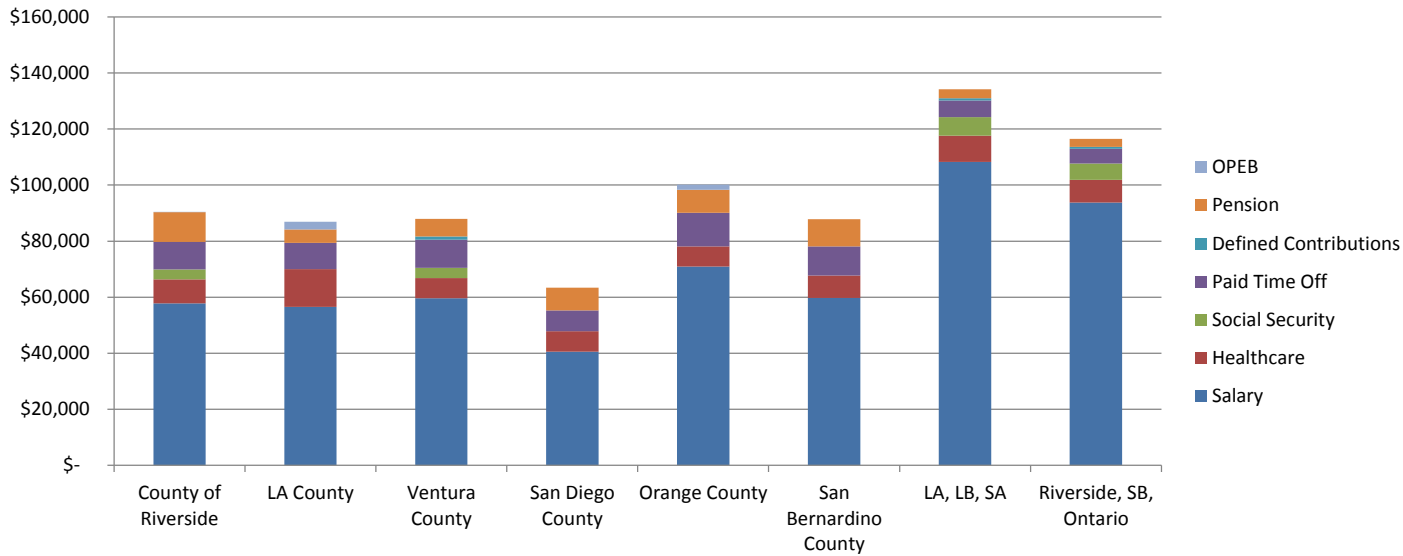
**IT OFFICER II**

	County of Riverside	LA County	Ventura County	San Diego County	Orange County	San Bernardino County	State of California (BLS)	Alameda County	Santa Clara County	Sacramento County	Contra Costa County
Salary	\$ 123,437	\$ 125,081	\$ -	\$ -	\$ -	\$ -	\$ 158,165	\$ -	\$ -	\$ -	\$ -
Healthcare	\$ 9,767	\$ 13,462	\$ -	\$ -	\$ -	\$ -	\$ 13,760	\$ -	\$ -	\$ -	\$ -
Defined Contributions	\$ 1,300	\$ -	\$ -	\$ -	\$ -	\$ -	\$ 1,265	\$ -	\$ -	\$ -	\$ -
Paid Time Off	\$ 20,889	\$ 20,686	\$ -	\$ -	\$ -	\$ -	\$ 8,699	\$ -	\$ -	\$ -	\$ -
Social Security	\$ 6,622	\$ -	\$ -	\$ -	\$ -	\$ -	\$ 9,806	\$ -	\$ -	\$ -	\$ -
Pension	\$ 22,675	\$ 10,669	\$ -	\$ -	\$ -	\$ -	\$ 4,745	\$ -	\$ -	\$ -	\$ -
OPEB	\$ 247	\$ 6,004	\$ -	\$ -	\$ -	\$ -	\$ -	\$ -	\$ -	\$ -	\$ -
Total Benefits	\$ 61,500	\$ 50,822	\$ -	\$ -	\$ -	\$ -	\$ 38,276	\$ -	\$ -	\$ -	\$ -
Total Compensation	\$ 184,937	\$ 175,902	\$ -	\$ -	\$ -	\$ -	\$ 196,442	\$ -	\$ -	\$ -	\$ -



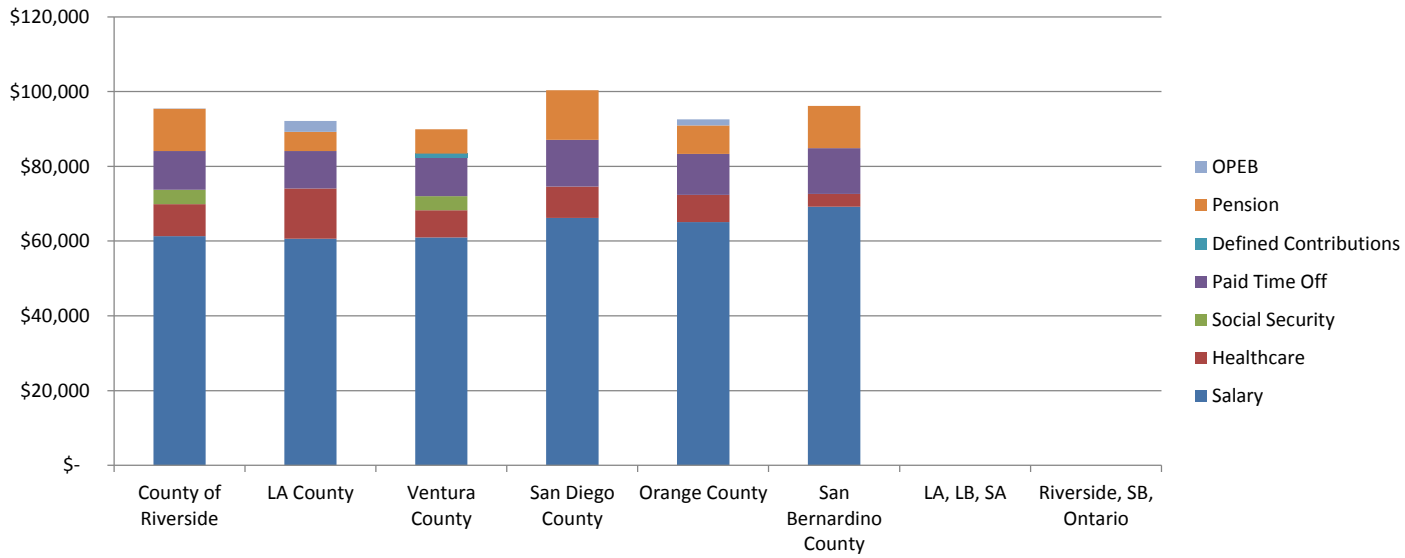
**ACCOUNTANT II**

								BLS DATA	
	County of Riverside	LA County	Ventura County	San Diego County	Orange County	San Bernardino County	LA, LB, SA	Riverside, SB, Ontario	
Salary	\$ 57,752	\$ 56,570	\$ 59,581	\$ 40,518	\$ 70,932	\$ 59,758	\$ 108,328	\$ 93,774	
Healthcare	\$ 8,585	\$ 13,462	\$ 7,222	\$ 7,397	\$ 7,252	\$ 7,976	\$ 9,267	\$ 8,158	
Social Security	\$ 3,581	\$ -	\$ 3,694	\$ -	\$ -	\$ -	\$ 6,716	\$ 5,814	
Paid Time Off	\$ 9,773	\$ 9,356	\$ 10,084	\$ 7,324	\$ 11,975	\$ 10,347	\$ 5,858	\$ 5,158	
Defined Contributions	\$ -	\$ -	\$ 1,043	\$ -	\$ -	\$ -	\$ 852	\$ 750	
Pension	\$ 10,609	\$ 4,825	\$ 6,375	\$ 8,128	\$ 8,235	\$ 9,711	\$ 3,196	\$ 2,813	
OPEB	\$ 116	\$ 2,715	\$ -	\$ -	\$ 1,773	\$ -	\$ -	\$ -	
Total Benefits	\$ 32,664	\$ 30,359	\$ 28,418	\$ 22,849	\$ 29,236	\$ 28,034	\$ 25,889	\$ 22,693	
Total Compensation	\$ 90,416	\$ 86,929	\$ 87,998	\$ 63,368	\$ 100,168	\$ 87,792	\$ 134,217	\$ 116,467	



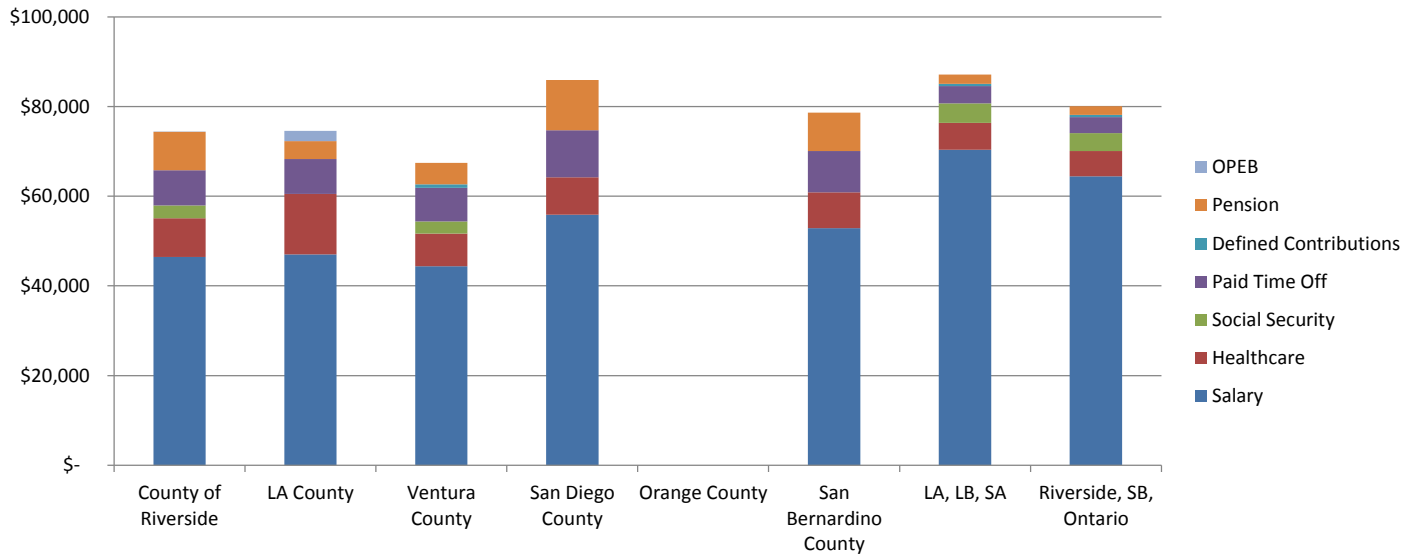
**ADMIN SVCS ANALYST II**

							BLS DATA	
	County of Riverside	LA County	Ventura County	San Diego County	Orange County	San Bernardino County	LA, LB, SA	Riverside, SB, Ontario
Salary	\$ 61,336	\$ 60,615	\$ 60,999	\$ 66,248	\$ 65,100	\$ 69,222	\$ -	\$ -
Healthcare	\$ 8,585	\$ 13,462	\$ 7,222	\$ 8,346	\$ 7,252	\$ 3,424	\$ -	\$ -
Social Security	\$ 3,803	\$ -	\$ 3,782	\$ -	\$ -	\$ -	\$ -	\$ -
Paid Time Off	\$ 10,380	\$ 10,025	\$ 10,327	\$ 12,485	\$ 11,018	\$ 12,245	\$ -	\$ -
Defined Contributions	\$ -	\$ -	\$ 1,067	\$ -	\$ -	\$ -	\$ -	\$ -
Pension	\$ 11,267	\$ 5,170	\$ 6,527	\$ 13,289	\$ 7,558	\$ 11,249	\$ -	\$ -
OPEB	\$ 123	\$ 2,910	\$ -	\$ -	\$ 1,628	\$ -	\$ -	\$ -
Total Benefits	\$ 34,158	\$ 31,567	\$ 28,925	\$ 34,121	\$ 27,456	\$ 26,918	\$ -	\$ -
Total Compensation	\$ 95,494	\$ 92,182	\$ 89,924	\$ 100,369	\$ 92,556	\$ 96,140	\$ -	\$ -



**ADMIN SVCS ASST**

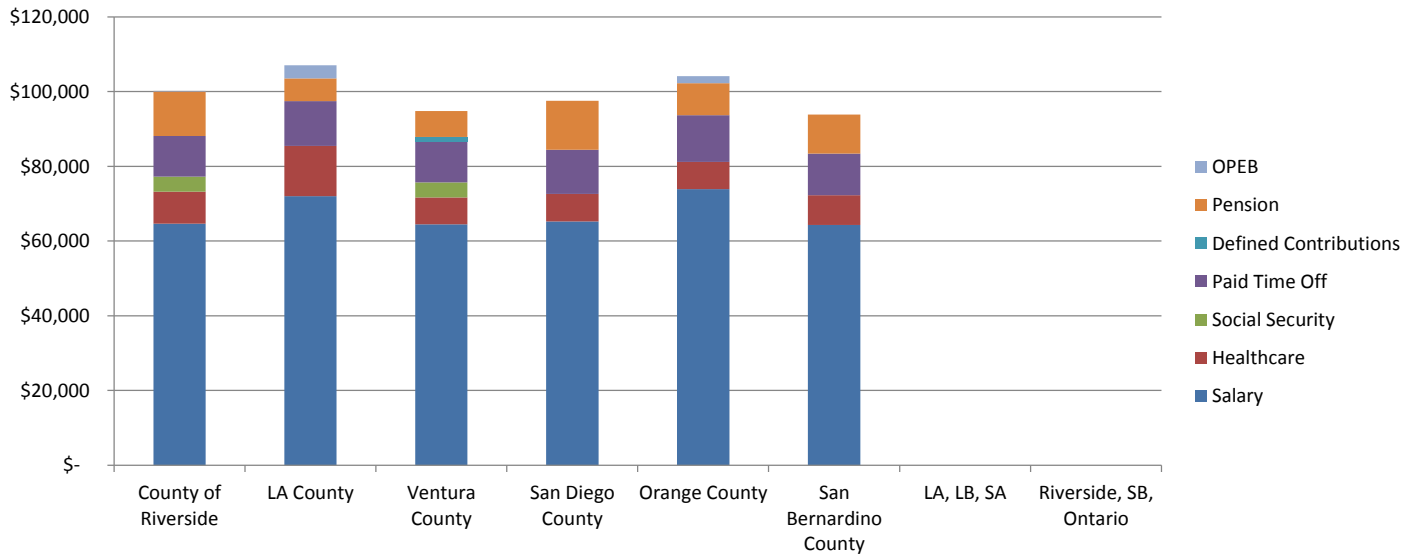
								BLS DATA	
	County of Riverside	LA County	Ventura County	San Diego County	Orange County	San Bernardino County	LA, LB, SA	Riverside, SB, Ontario	
Salary	\$ 46,491	\$ 47,037	\$ 44,415	\$ 55,869	\$ -	\$ 52,915	\$ 70,357	\$ 64,476	
Healthcare	\$ 8,585	\$ 13,462	\$ 7,222	\$ 8,346	\$ -	\$ 7,976	\$ 6,019	\$ 5,609	
Social Security	\$ 2,882	\$ -	\$ 2,754	\$ -	\$ -	\$ -	\$ 4,362	\$ 3,998	
Paid Time Off	\$ 7,868	\$ 7,779	\$ 7,517	\$ 10,529	\$ -	\$ 9,162	\$ 3,805	\$ 3,546	
Defined Contributions	\$ -	\$ -	\$ 777	\$ -	\$ -	\$ -	\$ 553	\$ 516	
Pension	\$ 8,540	\$ 4,012	\$ 4,752	\$ 11,207	\$ -	\$ 8,599	\$ 2,075	\$ 1,934	
OPEB	\$ 93	\$ 2,258	\$ -	\$ -	\$ -	\$ -	\$ -	\$ -	
Total Benefits	\$ 27,969	\$ 27,511	\$ 23,022	\$ 30,082	\$ -	\$ 25,737	\$ 16,815	\$ 15,603	
Total Compensation	\$ 74,459	\$ 74,548	\$ 67,437	\$ 85,951	\$ -	\$ 78,652	\$ 87,172	\$ 80,079	





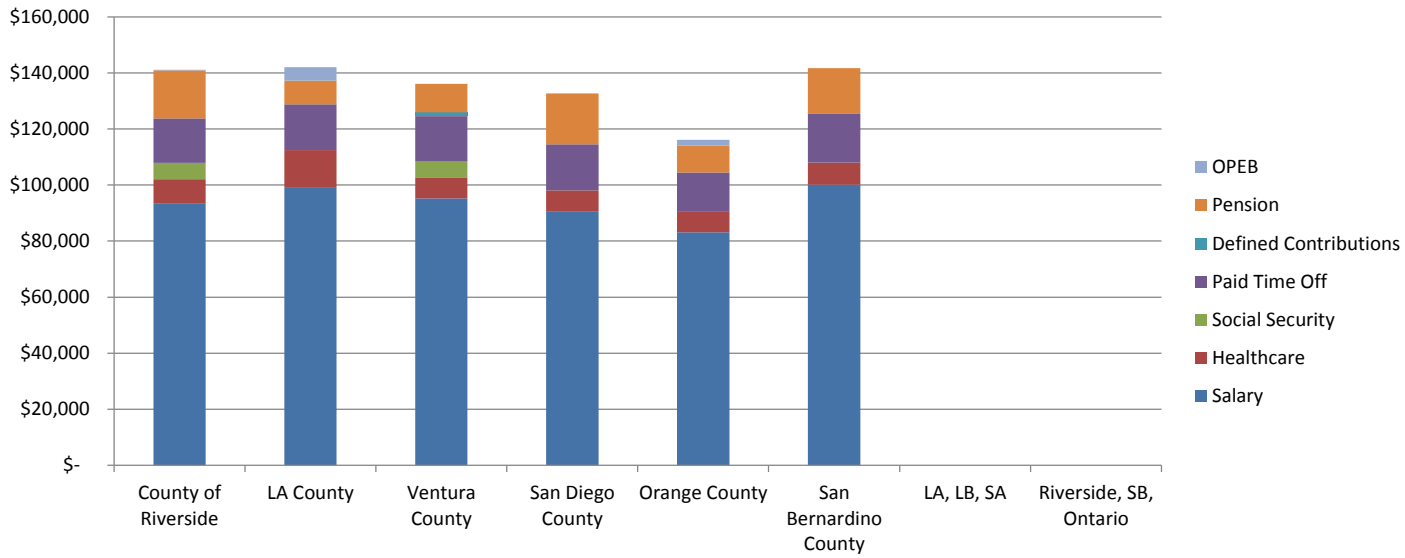
**APPRAISER II**

	County of Riverside	LA County	Ventura County	San Diego County	Orange County	San Bernardino County	BLS DATA	
							LA, LB, SA	Riverside, SB, Ontario
Salary	\$ 64,622	\$ 72,034	\$ 64,456	\$ 65,250	\$ 73,934	\$ 64,314	\$ -	\$ -
Healthcare	\$ 8,585	\$ 13,462	\$ 7,222	\$ 7,397	\$ 7,252	\$ 7,976	\$ -	\$ -
Social Security	\$ 4,007	\$ -	\$ 3,996	\$ -	\$ -	\$ -	\$ -	\$ -
Paid Time Off	\$ 10,936	\$ 11,913	\$ 10,911	\$ 11,795	\$ 12,482	\$ 11,136	\$ -	\$ -
Defined Contributions	\$ -	\$ -	\$ 1,289	\$ -	\$ -	\$ -	\$ -	\$ -
Pension	\$ 11,871	\$ 6,144	\$ 6,897	\$ 13,089	\$ 8,584	\$ 10,451	\$ -	\$ -
OPEB	\$ 129	\$ 3,458	\$ -	\$ -	\$ 1,848	\$ -	\$ -	\$ -
Total Benefits	\$ 35,528	\$ 34,977	\$ 30,315	\$ 32,281	\$ 30,166	\$ 29,563	\$ -	\$ -
Total Compensation	\$ 100,150	\$ 107,011	\$ 94,771	\$ 97,531	\$ 104,100	\$ 93,876	\$ -	\$ -



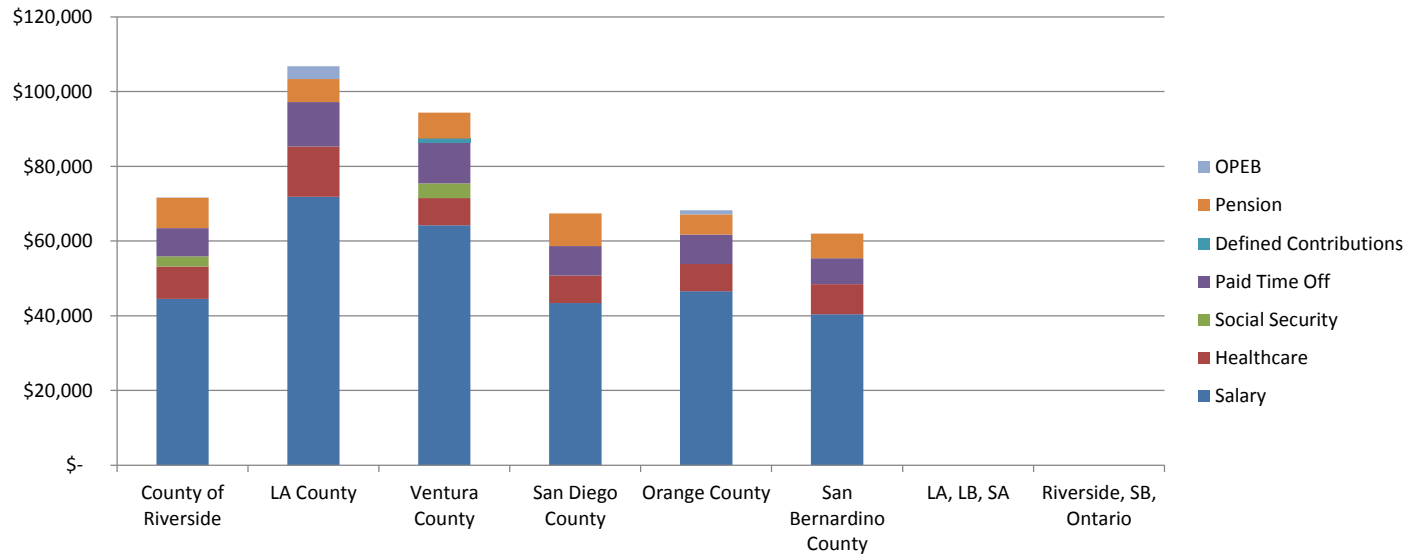
**ASSOC CIVIL ENGINEER**

	County of Riverside	LA County	Ventura County	San Diego County	Orange County	San Bernardino County	BLS DATA	
							LA, LB, SA	Riverside, SB, Ontario
Salary	\$ 93,567	\$ 98,999	\$ 95,278	\$ 90,709	\$ 83,150	\$ 100,110	\$ -	\$ -
Healthcare	\$ 8,585	\$ 13,462	\$ 7,222	\$ 7,397	\$ 7,252	\$ 7,976	\$ -	\$ -
Social Security	\$ 5,801	\$ -	\$ 5,907	\$ -	\$ -	\$ -	\$ -	\$ -
Paid Time Off	\$ 15,834	\$ 16,373	\$ 16,129	\$ 16,397	\$ 14,038	\$ 17,334	\$ -	\$ -
Defined Contributions	\$ -	\$ -	\$ 1,429	\$ -	\$ -	\$ -	\$ -	\$ -
Pension	\$ 17,188	\$ 8,445	\$ 10,195	\$ 18,196	\$ 9,654	\$ 16,268	\$ -	\$ -
OPEB	\$ 187	\$ 4,752	\$ -	\$ -	\$ 2,079	\$ -	\$ -	\$ -
Total Benefits	\$ 47,596	\$ 43,032	\$ 40,882	\$ 41,991	\$ 33,023	\$ 41,577	\$ -	\$ -
Total Compensation	\$ 141,163	\$ 142,030	\$ 136,160	\$ 132,699	\$ 116,172	\$ 141,688	\$ -	\$ -



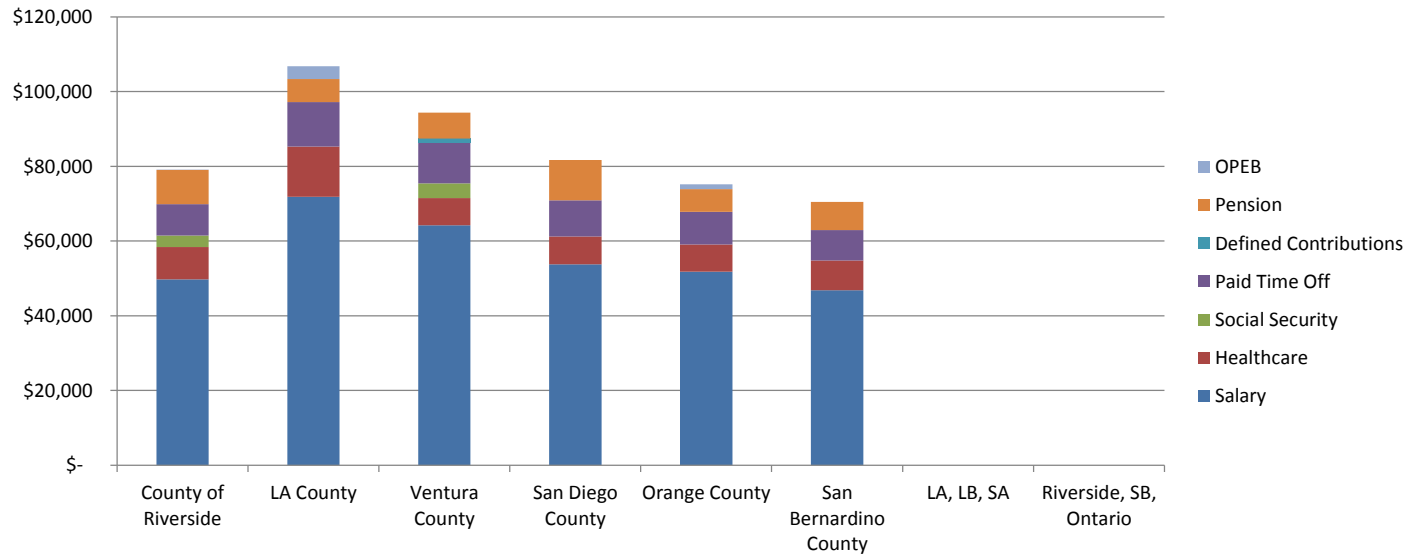
**BEHAVIORAL HLTH SPECIALIST II**

							BLS DATA	
	County of Riverside	LA County	Ventura County	San Diego County	Orange County	San Bernardino County	LA, LB, SA	Riverside, SB, Ontario
Salary	\$ 44,555	\$ 71,855	\$ 64,258	\$ 43,410	\$ 46,600	\$ 40,456	\$ -	\$ -
Healthcare	\$ 8,585	\$ 13,462	\$ 7,222	\$ 7,397	\$ 7,252	\$ 7,976	\$ -	\$ -
Social Security	\$ 2,762	\$ -	\$ 3,984	\$ -	\$ -	\$ -	\$ -	\$ -
Paid Time Off	\$ 7,540	\$ 11,884	\$ 10,876	\$ 7,847	\$ 7,867	\$ 7,005	\$ -	\$ -
Defined Contributions	\$ -	\$ -	\$ 1,125	\$ -	\$ -	\$ -	\$ -	\$ -
Pension	\$ 8,185	\$ 6,129	\$ 6,876	\$ 8,708	\$ 5,410	\$ 6,574	\$ -	\$ -
OPEB	\$ 89	\$ 3,449	\$ -	\$ -	\$ 1,165	\$ -	\$ -	\$ -
Total Benefits	\$ 27,162	\$ 34,924	\$ 30,082	\$ 23,952	\$ 21,695	\$ 21,555	\$ -	\$ -
Total Compensation	\$ 71,717	\$ 106,779	\$ 94,341	\$ 67,362	\$ 68,294	\$ 62,011	\$ -	\$ -



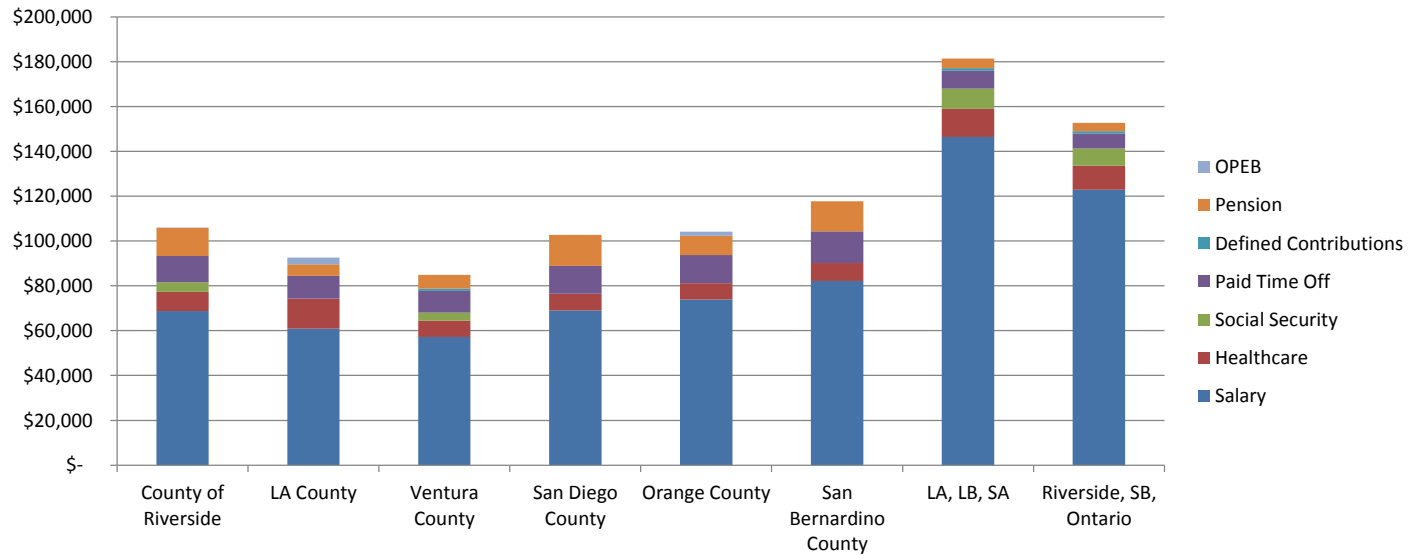
**BEHAVIORAL HLTH SPECIALIST III**

	County of Riverside	LA County	Ventura County	San Diego County	Orange County	San Bernardino County	BLS DATA	
							LA, LB, SA	Riverside, SB, Ontario
Salary	\$ 49,783	\$ 71,855	\$ 64,258	\$ 53,810	\$ 51,833	\$ 46,821	\$ -	\$ -
Healthcare	\$ 8,585	\$ 13,462	\$ 7,222	\$ 7,397	\$ 7,252	\$ 7,976	\$ -	\$ -
Social Security	\$ 3,087	\$ -	\$ 3,984	\$ -	\$ -	\$ -	\$ -	\$ -
Paid Time Off	\$ 8,425	\$ 11,884	\$ 10,876	\$ 9,727	\$ 8,751	\$ 8,107	\$ -	\$ -
Defined Contributions	\$ -	\$ -	\$ 1,125	\$ -	\$ -	\$ -	\$ -	\$ -
Pension	\$ 9,145	\$ 6,129	\$ 6,876	\$ 10,794	\$ 6,018	\$ 7,608	\$ -	\$ -
OPEB	\$ 100	\$ 3,449	\$ -	\$ -	\$ 1,296	\$ -	\$ -	\$ -
Total Benefits	\$ 29,341	\$ 34,924	\$ 30,082	\$ 27,918	\$ 23,317	\$ 23,691	\$ -	\$ -
Total Compensation	\$ 79,124	\$ 106,779	\$ 94,341	\$ 81,728	\$ 75,150	\$ 70,512	\$ -	\$ -



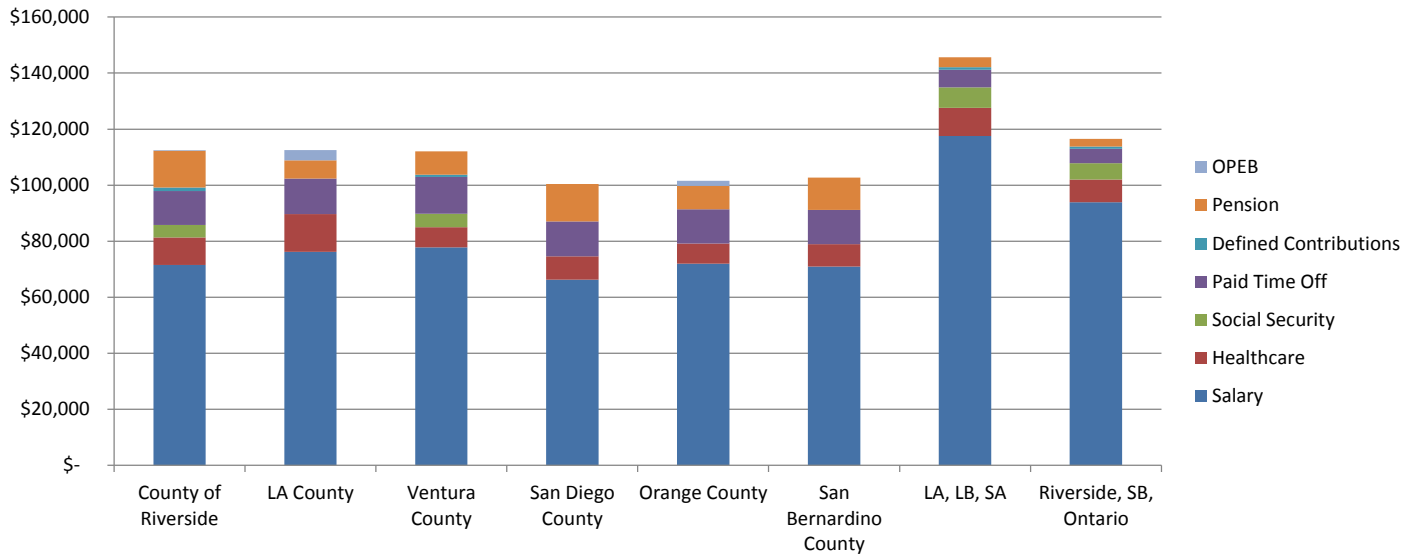
**BLDG SERVICES ENGINEER**

								BLS DATA	
	County of Riverside	LA County	Ventura County	San Diego County	Orange County	San Bernardino County	LA, LB, SA	Riverside, SB, Ontario	
Salary	\$ 68,776	\$ 60,912	\$ 57,263	\$ 69,035	\$ 73,934	\$ 82,160	\$ 146,425	\$ 122,924	
Healthcare	\$ 8,585	\$ 13,462	\$ 7,222	\$ 7,397	\$ 7,252	\$ 7,976	\$ 12,526	\$ 10,694	
Social Security	\$ 4,264	\$ -	\$ 3,550	\$ -	\$ -	\$ -	\$ 9,078	\$ 7,621	
Paid Time Off	\$ 11,639	\$ 10,074	\$ 9,693	\$ 12,479	\$ 12,482	\$ 14,226	\$ 7,919	\$ 6,761	
Defined Contributions	\$ -	\$ -	\$ 1,002	\$ -	\$ -	\$ -	\$ 1,152	\$ 983	
Pension	\$ 12,634	\$ 5,196	\$ 6,127	\$ 13,848	\$ 8,584	\$ 13,351	\$ 4,319	\$ 3,688	
OPEB	\$ 138	\$ 2,924	\$ -	\$ -	\$ 1,848	\$ -	\$ -	\$ -	
Total Benefits	\$ 37,260	\$ 31,656	\$ 27,595	\$ 33,725	\$ 30,166	\$ 35,553	\$ 34,994	\$ 29,748	
Total Compensation	\$ 106,036	\$ 92,568	\$ 84,857	\$ 102,760	\$ 104,100	\$ 117,713	\$ 181,420	\$ 152,671	



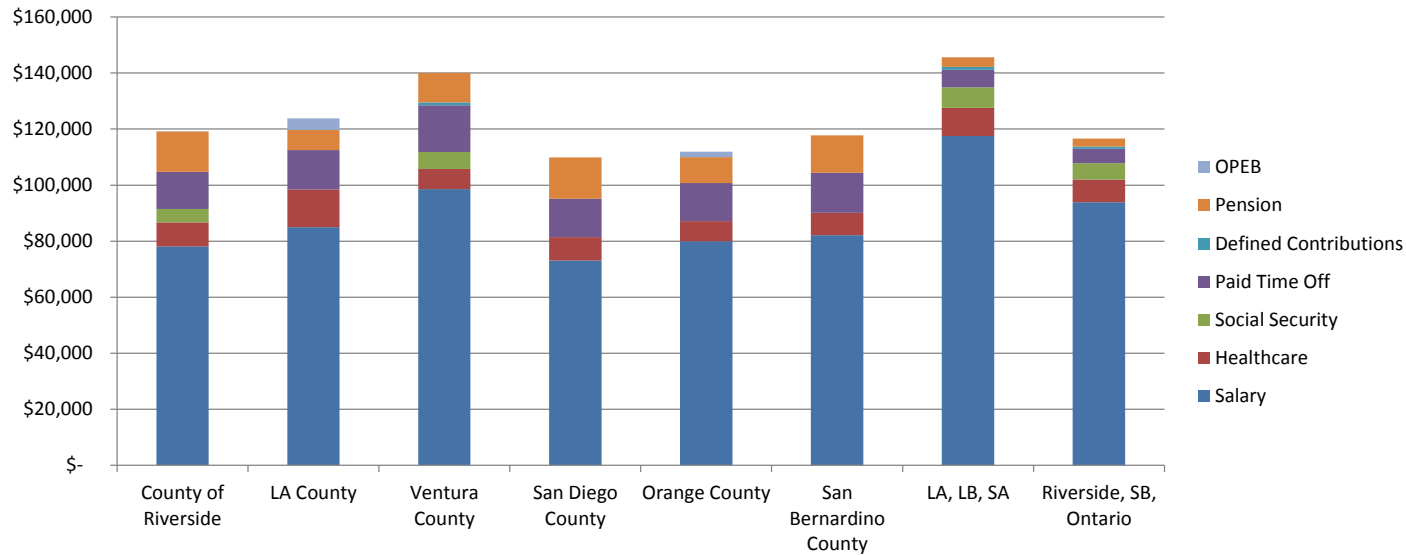
**BUSINESS PROCESS ANALYST I - C**

								BLS DATA	
	County of Riverside	LA County	Ventura County	San Diego County	Orange County	San Bernardino County	LA, LB, SA	Riverside, SB, Ontario	
Salary	\$ 71,575	\$ 76,238	\$ 77,758	\$ 66,248	\$ 71,953	\$ 70,928	\$ 117,529	\$ 93,859	
Healthcare	\$ 9,767	\$ 13,462	\$ 7,222	\$ 8,346	\$ 7,252	\$ 7,976	\$ 10,054	\$ 8,166	
Social Security	\$ 4,438	\$ -	\$ 4,821	\$ -	\$ -	\$ -	\$ 7,287	\$ 5,819	
Paid Time Off	\$ 12,113	\$ 12,609	\$ 13,161	\$ 12,485	\$ 12,148	\$ 12,281	\$ 6,356	\$ 5,162	
Defined Contributions	\$ 1,300	\$ -	\$ 778	\$ -	\$ -	\$ -	\$ 925	\$ 751	
Pension	\$ 13,148	\$ 6,503	\$ 8,320	\$ 13,289	\$ 8,354	\$ 11,526	\$ 3,467	\$ 2,816	
OPEB	\$ 143	\$ 3,659	\$ -	\$ -	\$ 1,799	\$ -	\$ -	\$ -	
Total Benefits	\$ 40,909	\$ 36,233	\$ 34,302	\$ 34,121	\$ 29,552	\$ 31,783	\$ 28,088	\$ 22,714	
Total Compensation	\$ 112,484	\$ 112,471	\$ 112,060	\$ 100,369	\$ 101,506	\$ 102,711	\$ 145,618	\$ 116,572	



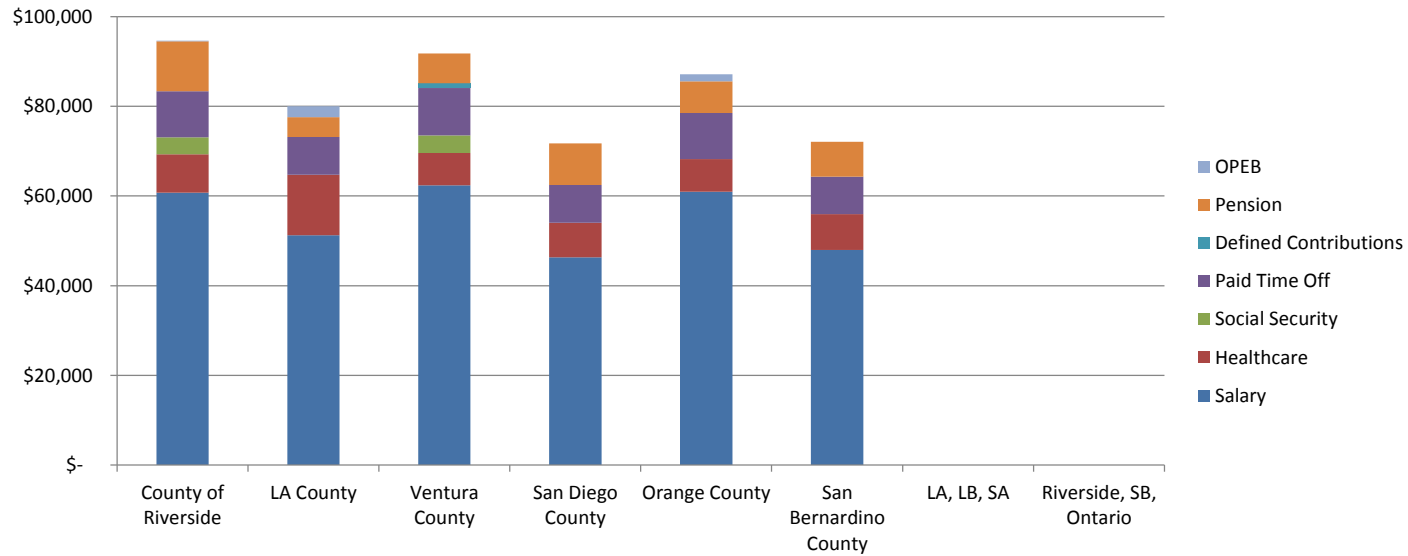
**BUSINESS PROCESS ANALYST II**

								BLS DATA	
	County of Riverside	LA County	Ventura County	San Diego County	Orange County	San Bernardino County	LA, LB, SA	Riverside, SB, Ontario	
Salary	\$ 78,104	\$ 84,968	\$ 98,528	\$ 73,070	\$ 79,960	\$ 82,160	\$ 117,529	\$ 93,859	
Healthcare	\$ 8,585	\$ 13,462	\$ 7,222	\$ 8,346	\$ 7,252	\$ 7,976	\$ 10,054	\$ 8,166	
Social Security	\$ 4,842	\$ -	\$ 6,109	\$ -	\$ -	\$ -	\$ 7,287	\$ 5,819	
Paid Time Off	\$ 13,218	\$ 14,052	\$ 16,678	\$ 13,771	\$ 13,499	\$ 14,226	\$ 6,356	\$ 5,162	
Defined Contributions	\$ -	\$ -	\$ 985	\$ -	\$ -	\$ -	\$ 925	\$ 751	
Pension	\$ 14,348	\$ 7,248	\$ 10,542	\$ 14,658	\$ 9,283	\$ 13,351	\$ 3,467	\$ 2,816	
OPEB	\$ 156	\$ 4,078	\$ -	\$ -	\$ 1,999	\$ -	\$ -	\$ -	
Total Benefits	\$ 41,149	\$ 38,841	\$ 41,537	\$ 36,775	\$ 32,034	\$ 35,553	\$ 28,088	\$ 22,714	
Total Compensation	\$ 119,253	\$ 123,808	\$ 140,064	\$ 109,845	\$ 111,994	\$ 117,713	\$ 145,618	\$ 116,572	



**CHILDREN'S SOCIAL SVC WKR III**

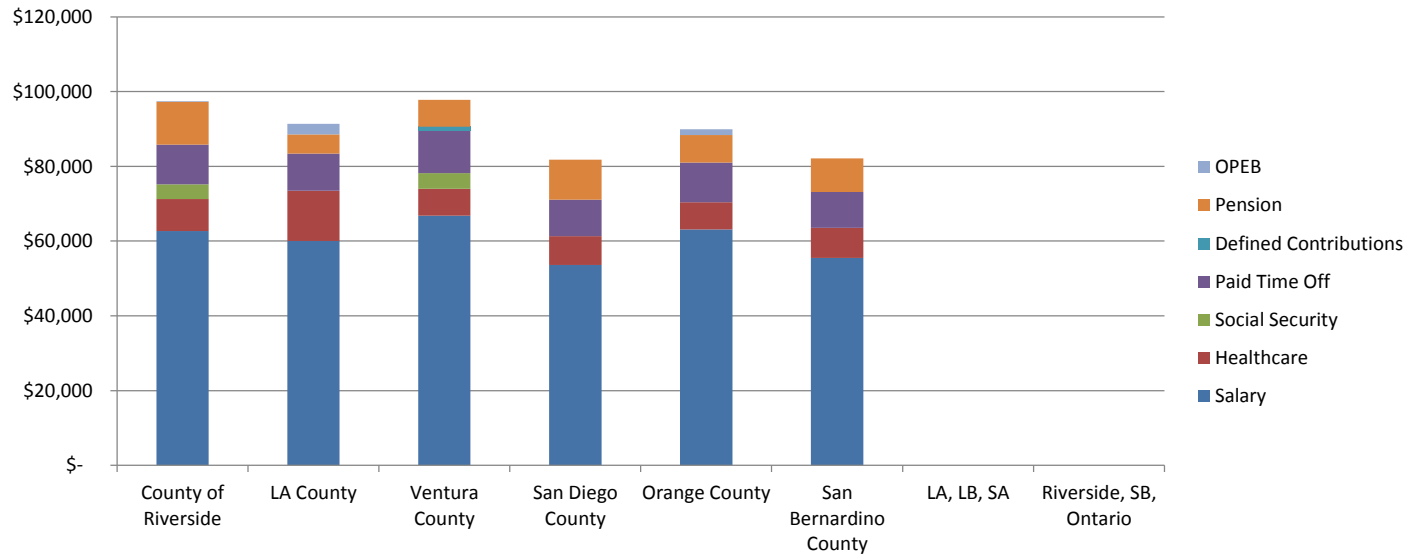
								BLS DATA	
	County of Riverside	LA County	Ventura County	San Diego County	Orange County	San Bernardino County	LA, LB, SA	Riverside, SB, Ontario	
Salary	\$ 60,735	\$ 51,254	\$ 62,398	\$ 46,301	\$ 60,986	\$ 48,006	\$ -	\$ -	
Healthcare	\$ 8,585	\$ 13,462	\$ 7,222	\$ 7,761	\$ 7,252	\$ 7,976	\$ -	\$ -	
Social Security	\$ 3,766	\$ -	\$ 3,869	\$ -	\$ -	\$ -	\$ -	\$ -	
Paid Time Off	\$ 10,278	\$ 8,477	\$ 10,562	\$ 8,370	\$ 10,296	\$ 8,312	\$ -	\$ -	
Defined Contributions	\$ -	\$ -	\$ 1,092	\$ -	\$ -	\$ -	\$ -	\$ -	
Pension	\$ 11,157	\$ 4,372	\$ 6,677	\$ 9,288	\$ 7,081	\$ 7,801	\$ -	\$ -	
OPEB	\$ 121	\$ 2,460	\$ -	\$ -	\$ 1,525	\$ -	\$ -	\$ -	
Total Benefits	\$ 33,908	\$ 28,771	\$ 29,422	\$ 25,419	\$ 26,153	\$ 24,089	\$ -	\$ -	
Total Compensation	\$ 94,643	\$ 80,025	\$ 91,820	\$ 71,720	\$ 87,140	\$ 72,095	\$ -	\$ -	





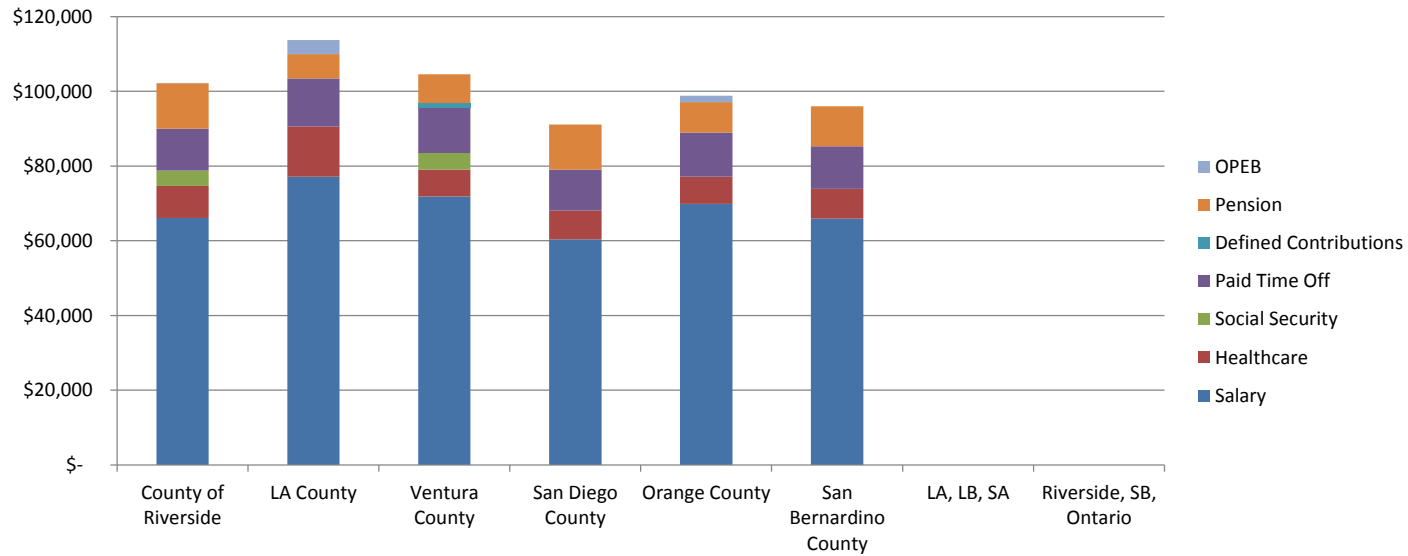
**CHILDREN'S SOCIAL SVC WKR IV**

	County of Riverside	LA County	Ventura County	San Diego County	Orange County	San Bernardino County	BLS DATA	
							LA, LB, SA	Riverside, SB, Ontario
Salary	\$ 62,708	\$ 60,022	\$ 66,813	\$ 53,602	\$ 63,107	\$ 55,536	\$ -	\$ -
Healthcare	\$ 8,585	\$ 13,462	\$ 7,222	\$ 7,761	\$ 7,252	\$ 7,976	\$ -	\$ -
Social Security	\$ 3,888	\$ -	\$ 4,142	\$ -	\$ -	\$ -	\$ -	\$ -
Paid Time Off	\$ 10,612	\$ 9,927	\$ 11,309	\$ 9,690	\$ 10,680	\$ 9,616	\$ -	\$ -
Defined Contributions	\$ -	\$ -	\$ 1,169	\$ -	\$ -	\$ -	\$ -	\$ -
Pension	\$ 11,519	\$ 5,120	\$ 7,149	\$ 10,752	\$ 7,327	\$ 9,025	\$ -	\$ -
OPEB	\$ 125	\$ 2,881	\$ -	\$ -	\$ 1,578	\$ -	\$ -	\$ -
Total Benefits	\$ 34,730	\$ 31,390	\$ 30,992	\$ 28,203	\$ 26,836	\$ 26,616	\$ -	\$ -
Total Compensation	\$ 97,438	\$ 91,412	\$ 97,804	\$ 81,805	\$ 89,944	\$ 82,152	\$ -	\$ -



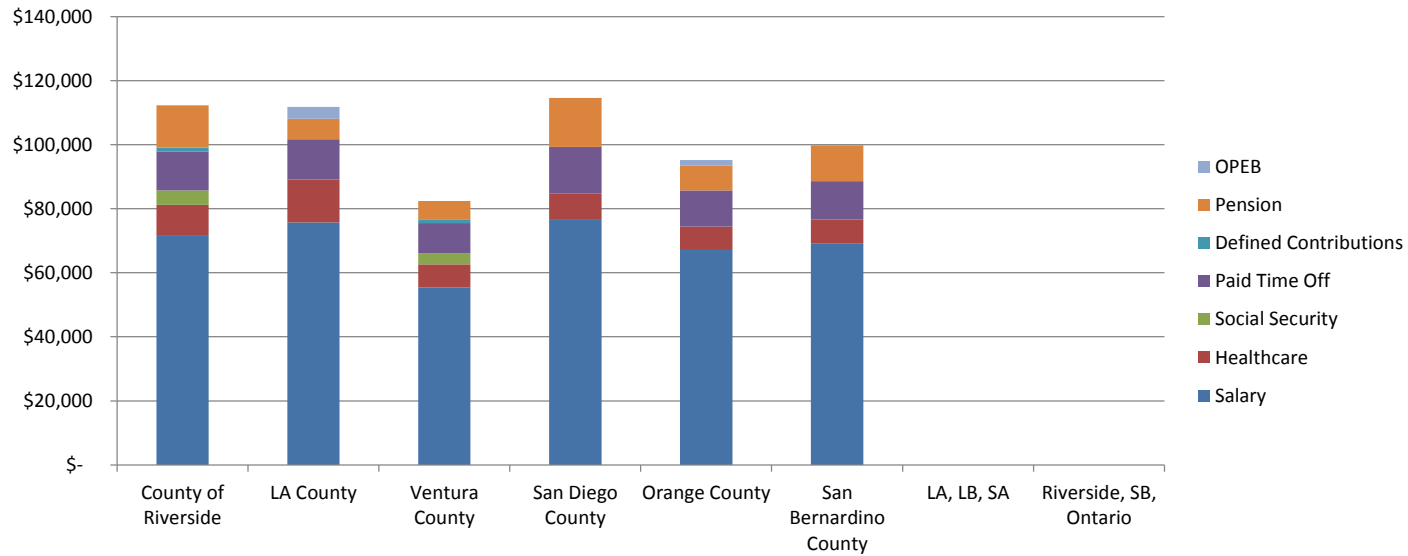
**CHILDREN'S SOCIAL SVC WKR V**

							BLS DATA	
	County of Riverside	LA County	Ventura County	San Diego County	Orange County	San Bernardino County	LA, LB, SA	Riverside, SB, Ontario
Salary	\$ 66,116	\$ 77,182	\$ 71,812	\$ 60,341	\$ 69,910	\$ 65,915	\$ -	\$ -
Healthcare	\$ 8,585	\$ 13,462	\$ 7,222	\$ 7,761	\$ 7,252	\$ 7,976	\$ -	\$ -
Social Security	\$ 4,099	\$ -	\$ 4,452	\$ -	\$ -	\$ -	\$ -	\$ -
Paid Time Off	\$ 11,189	\$ 12,765	\$ 12,154	\$ 10,908	\$ 11,803	\$ 11,413	\$ -	\$ -
Defined Contributions	\$ -	\$ -	\$ 1,257	\$ -	\$ -	\$ -	\$ -	\$ -
Pension	\$ 12,146	\$ 6,584	\$ 7,684	\$ 12,104	\$ 8,117	\$ 10,711	\$ -	\$ -
OPEB	\$ 132	\$ 3,705	\$ -	\$ -	\$ 1,748	\$ -	\$ -	\$ -
Total Benefits	\$ 36,151	\$ 36,515	\$ 32,769	\$ 30,773	\$ 28,919	\$ 30,100	\$ -	\$ -
Total Compensation	\$ 102,267	\$ 113,697	\$ 104,581	\$ 91,114	\$ 98,829	\$ 96,015	\$ -	\$ -



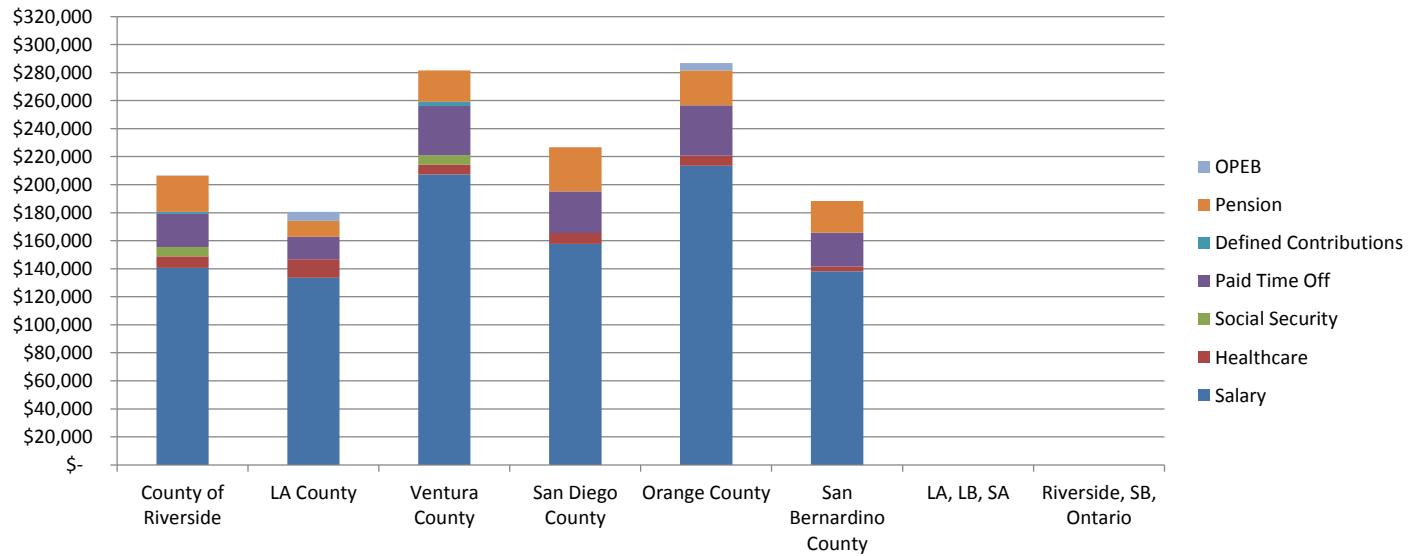
**CLAIMS ADJUSTER II**

								BLS DATA	
	County of Riverside	LA County	Ventura County	San Diego County	Orange County	San Bernardino County	LA, LB, SA	Riverside, SB, Ontario	
Salary	\$ 71,493	\$ 75,672	\$ 55,455	\$ 76,502	\$ 67,137	\$ 69,222	\$ -	\$ -	
Healthcare	\$ 9,767	\$ 13,462	\$ 7,222	\$ 8,346	\$ 7,252	\$ 7,348	\$ -	\$ -	
Social Security	\$ 4,433	\$ -	\$ 3,438	\$ -	\$ -	\$ -	\$ -	\$ -	
Paid Time Off	\$ 12,099	\$ 12,515	\$ 9,386	\$ 14,418	\$ 11,334	\$ 11,985	\$ -	\$ -	
Defined Contributions	\$ 1,300	\$ -	\$ 970	\$ -	\$ -	\$ -	\$ -	\$ -	
Pension	\$ 13,133	\$ 6,455	\$ 5,934	\$ 15,346	\$ 7,795	\$ 11,249	\$ -	\$ -	
OPEB	\$ 143	\$ 3,632	\$ -	\$ -	\$ 1,678	\$ -	\$ -	\$ -	
Total Benefits	\$ 40,874	\$ 36,064	\$ 26,951	\$ 38,110	\$ 28,060	\$ 30,582	\$ -	\$ -	
Total Compensation	\$ 112,367	\$ 111,736	\$ 82,405	\$ 114,613	\$ 95,197	\$ 99,805	\$ -	\$ -	



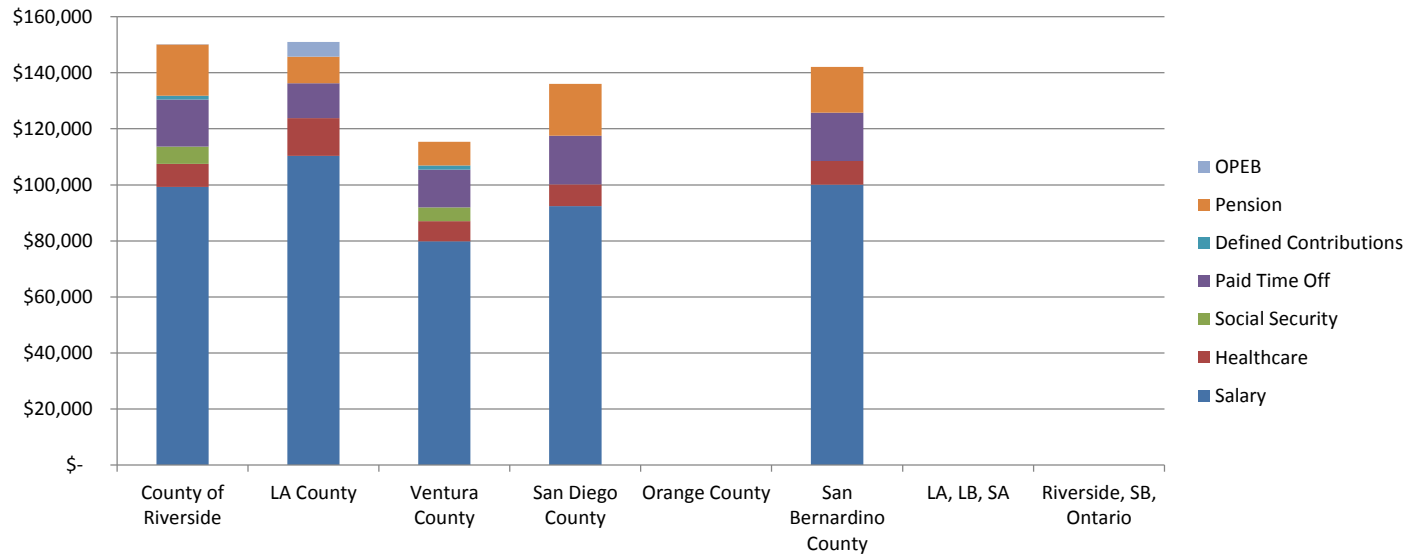
DEP COUNTY COUNSEL IV

							BLS DATA	
	County of Riverside	LA County	Ventura County	San Diego County	Orange County	San Bernardino County	LA, LB, SA	Riverside, SB, Ontario
Salary	\$ 140,587	\$ 133,415	\$ 207,215	\$ 157,643	\$ 213,421	\$ 137,987	\$ -	\$ -
Healthcare	\$ 8,260	\$ 13,462	\$ 7,222	\$ 7,761	\$ 7,252	\$ 3,424	\$ -	\$ -
Social Security	\$ 6,622	\$ -	\$ 6,622	\$ -	\$ -	\$ -	\$ -	\$ -
Paid Time Off	\$ 23,792	\$ 15,935	\$ 35,074	\$ 29,710	\$ 36,031	\$ 24,409	\$ -	\$ -
Defined Contributions	\$ 1,300	\$ -	\$ 3,108	\$ -	\$ -	\$ -	\$ -	\$ -
Pension	\$ 25,826	\$ 11,380	\$ 22,172	\$ 31,623	\$ 24,778	\$ 22,423	\$ -	\$ -
OPEB	\$ 281	\$ 6,404	\$ -	\$ -	\$ 5,336	\$ -	\$ -	\$ -
Total Benefits	\$ 66,080	\$ 47,182	\$ 74,198	\$ 69,094	\$ 73,397	\$ 50,256	\$ -	\$ -
Total Compensation	\$ 206,667	\$ 180,597	\$ 281,413	\$ 226,737	\$ 286,817	\$ 188,243	\$ -	\$ -



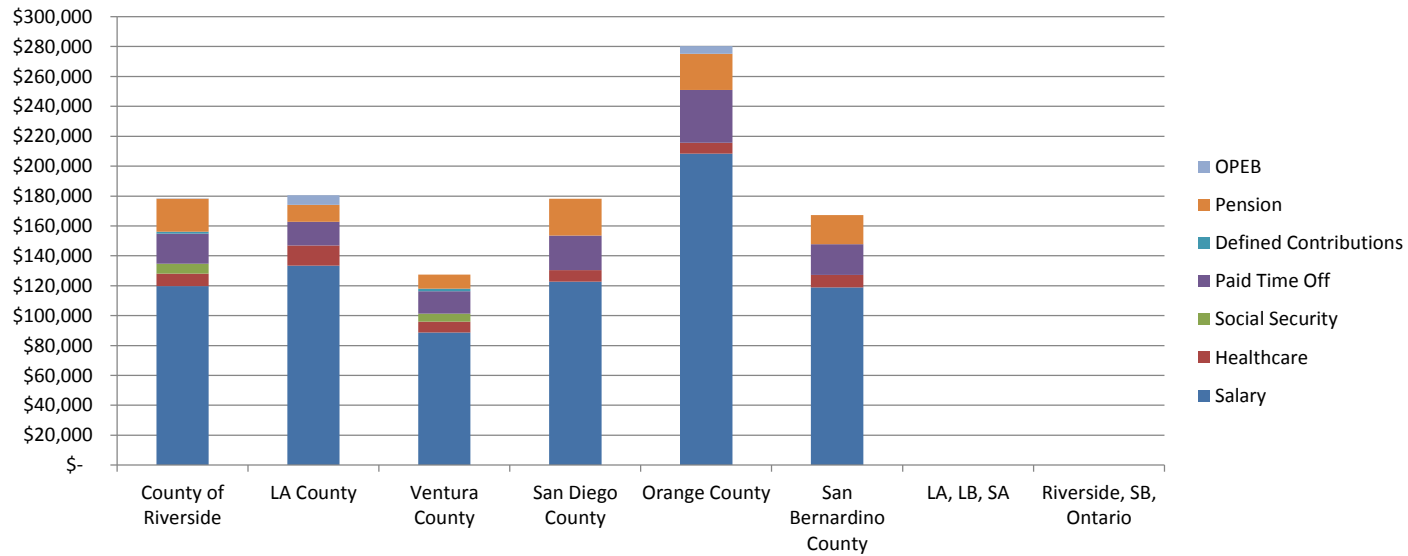
**DEP PUBLIC DEFENDER II**

								BLS DATA	
	County of Riverside	LA County	Ventura County	San Diego County	Orange County	San Bernardino County	LA, LB, SA	Riverside, SB, Ontario	
Salary	\$ 99,283	\$ 110,347	\$ 79,807	\$ 92,373	\$ -	\$ 100,048	\$ -	\$ -	
Healthcare	\$ 8,260	\$ 13,462	\$ 7,222	\$ 7,761	\$ -	\$ 8,435	\$ -	\$ -	
Social Security	\$ 6,156	\$ -	\$ 4,948	\$ -	\$ -	\$ -	\$ -	\$ -	
Paid Time Off	\$ 16,802	\$ 12,485	\$ 13,509	\$ 17,409	\$ -	\$ 17,323	\$ -	\$ -	
Defined Contributions	\$ 1,300	\$ -	\$ 1,397	\$ -	\$ -	\$ -	\$ -	\$ -	
Pension	\$ 18,238	\$ 9,413	\$ 8,539	\$ 18,530	\$ -	\$ 16,258	\$ -	\$ -	
OPEB	\$ 199	\$ 5,297	\$ -	\$ -	\$ -	\$ -	\$ -	\$ -	
Total Benefits	\$ 50,954	\$ 40,656	\$ 35,616	\$ 43,700	\$ -	\$ 42,015	\$ -	\$ -	
Total Compensation	\$ 150,237	\$ 151,002	\$ 115,422	\$ 136,073	\$ -	\$ 142,063	\$ -	\$ -	



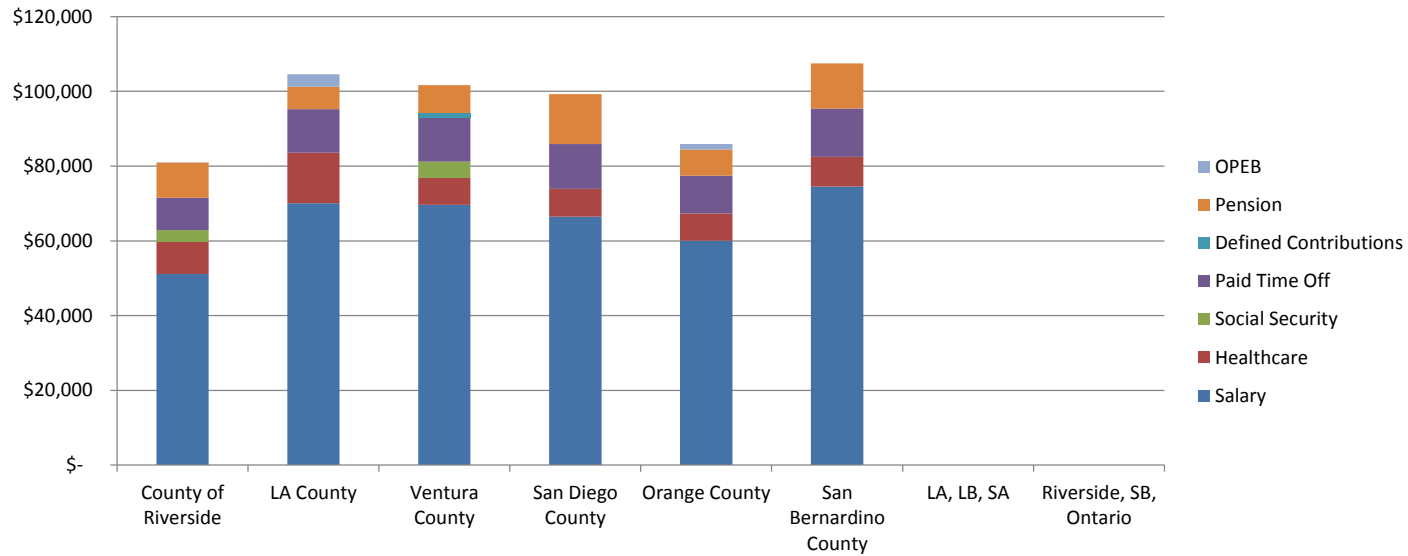
**DEP PUBLIC DEFENDER III**

							BLS DATA	
	County of Riverside	LA County	Ventura County	San Diego County	Orange County	San Bernardino County	LA, LB, SA	Riverside, SB, Ontario
Salary	\$ 119,748	\$ 133,415	\$ 88,673	\$ 122,699	\$ 208,479	\$ 118,872	\$ -	\$ -
Healthcare	\$ 8,260	\$ 13,462	\$ 7,222	\$ 7,761	\$ 7,252	\$ 8,435	\$ -	\$ -
Social Security	\$ 6,622	\$ -	\$ 5,498	\$ -	\$ -	\$ -	\$ -	\$ -
Paid Time Off	\$ 20,265	\$ 15,935	\$ 15,009	\$ 23,124	\$ 35,196	\$ 20,582	\$ -	\$ -
Defined Contributions	\$ 1,300	\$ -	\$ 1,552	\$ -	\$ -	\$ -	\$ -	\$ -
Pension	\$ 21,998	\$ 11,380	\$ 9,488	\$ 24,613	\$ 24,204	\$ 19,317	\$ -	\$ -
OPEB	\$ 239	\$ 6,404	\$ -	\$ -	\$ 5,212	\$ -	\$ -	\$ -
Total Benefits	\$ 58,684	\$ 47,182	\$ 38,769	\$ 55,499	\$ 71,865	\$ 48,333	\$ -	\$ -
Total Compensation	\$ 178,432	\$ 180,597	\$ 127,442	\$ 178,198	\$ 280,344	\$ 167,205	\$ -	\$ -



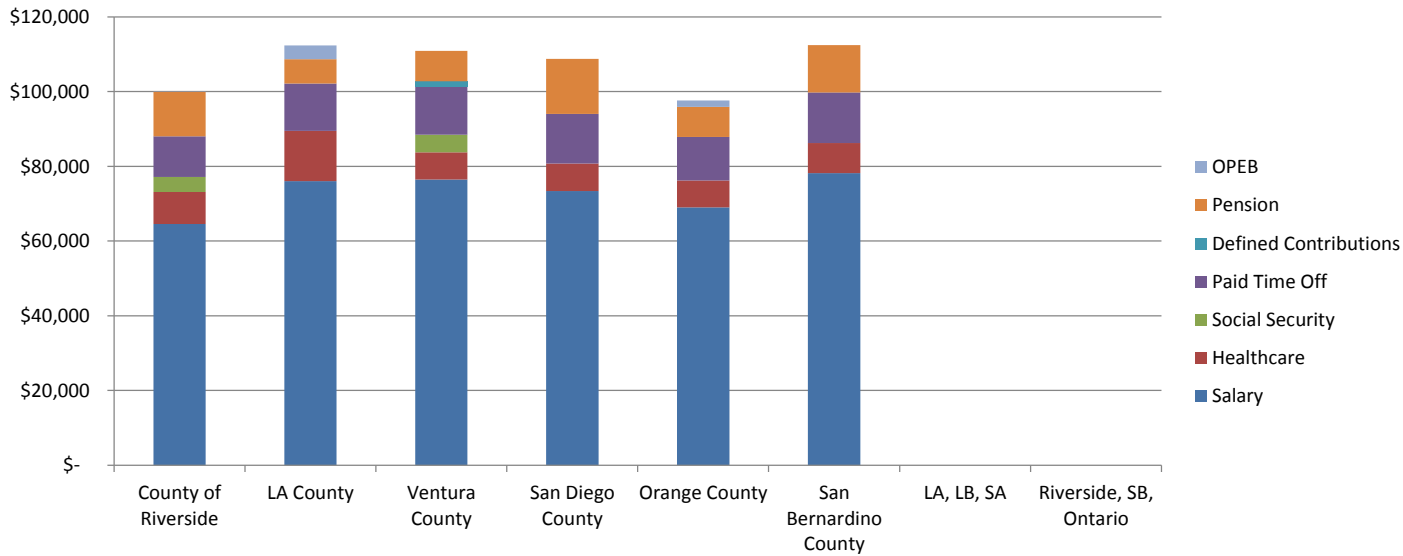
**DEVELOPMENT SPECIALIST II**

								BLS DATA	
	County of Riverside	LA County	Ventura County	San Diego County	Orange County	San Bernardino County	LA, LB, SA	Riverside, SB, Ontario	
Salary	\$ 51,116	\$ 70,104	\$ 69,631	\$ 66,498	\$ 60,069	\$ 74,506	\$ -	\$ -	
Healthcare	\$ 8,585	\$ 13,462	\$ 7,222	\$ 7,397	\$ 7,252	\$ 7,976	\$ -	\$ -	
Social Security	\$ 3,169	\$ -	\$ 4,317	\$ -	\$ -	\$ -	\$ -	\$ -	
Paid Time Off	\$ 8,650	\$ 11,707	\$ 11,788	\$ 12,021	\$ 10,141	\$ 12,900	\$ -	\$ -	
Defined Contributions	\$ -	\$ -	\$ 1,219	\$ -	\$ -	\$ -	\$ -	\$ -	
Pension	\$ 9,390	\$ 5,980	\$ 7,450	\$ 13,339	\$ 6,974	\$ 12,107	\$ -	\$ -	
OPEB	\$ 102	\$ 3,365	\$ -	\$ -	\$ 1,502	\$ -	\$ -	\$ -	
Total Benefits	\$ 29,897	\$ 34,514	\$ 31,996	\$ 32,757	\$ 25,869	\$ 32,983	\$ -	\$ -	
Total Compensation	\$ 81,013	\$ 104,618	\$ 101,627	\$ 99,255	\$ 85,938	\$ 107,489	\$ -	\$ -	



**DEVELOPMENT SPECIALIST III**

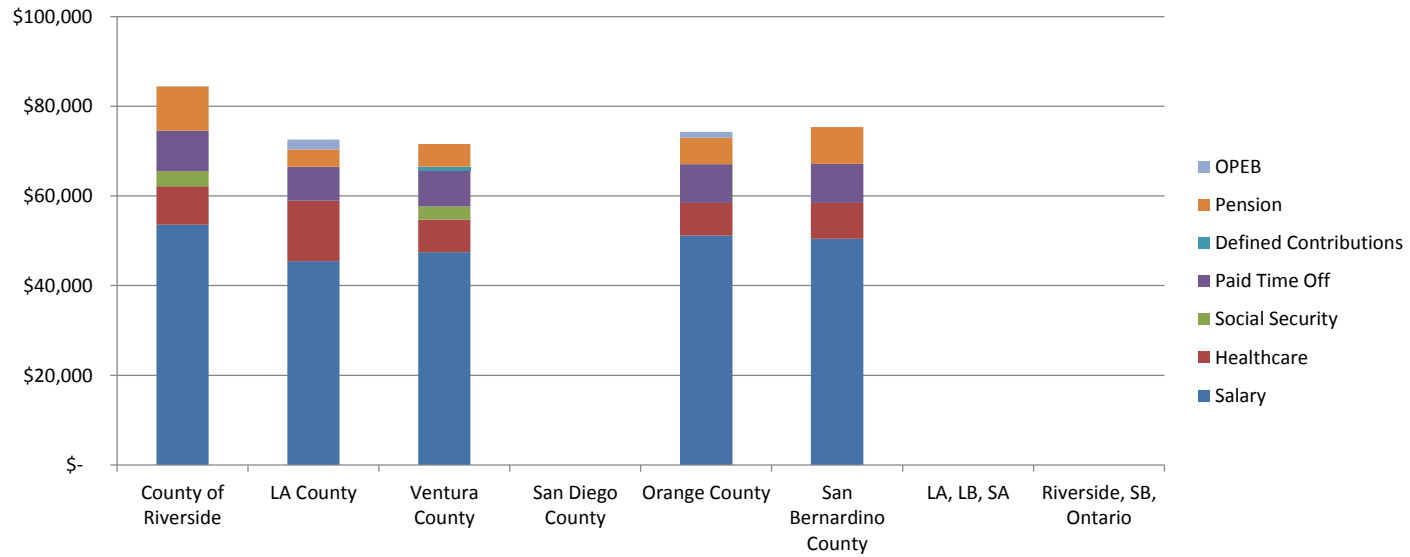
	County of Riverside	LA County	Ventura County	San Diego County	Orange County	San Bernardino County	BLS DATA	
							LA, LB, SA	Riverside, SB, Ontario
Salary	\$ 64,539	\$ 76,049	\$ 76,500	\$ 73,403	\$ 68,993	\$ 78,229	\$ -	\$ -
Healthcare	\$ 8,585	\$ 13,462	\$ 7,222	\$ 7,397	\$ 7,252	\$ 7,976	\$ -	\$ -
Social Security	\$ 4,001	\$ -	\$ 4,743	\$ -	\$ -	\$ -	\$ -	\$ -
Paid Time Off	\$ 10,922	\$ 12,700	\$ 12,950	\$ 13,269	\$ 11,648	\$ 13,545	\$ -	\$ -
Defined Contributions	\$ -	\$ -	\$ 1,339	\$ -	\$ -	\$ -	\$ -	\$ -
Pension	\$ 11,856	\$ 6,487	\$ 8,185	\$ 14,725	\$ 8,010	\$ 12,712	\$ -	\$ -
OPEB	\$ 129	\$ 3,650	\$ -	\$ -	\$ 1,725	\$ -	\$ -	\$ -
Total Benefits	\$ 35,493	\$ 36,299	\$ 34,439	\$ 35,391	\$ 28,635	\$ 34,233	\$ -	\$ -
Total Compensation	\$ 100,032	\$ 112,348	\$ 110,939	\$ 108,794	\$ 97,628	\$ 112,462	\$ -	\$ -





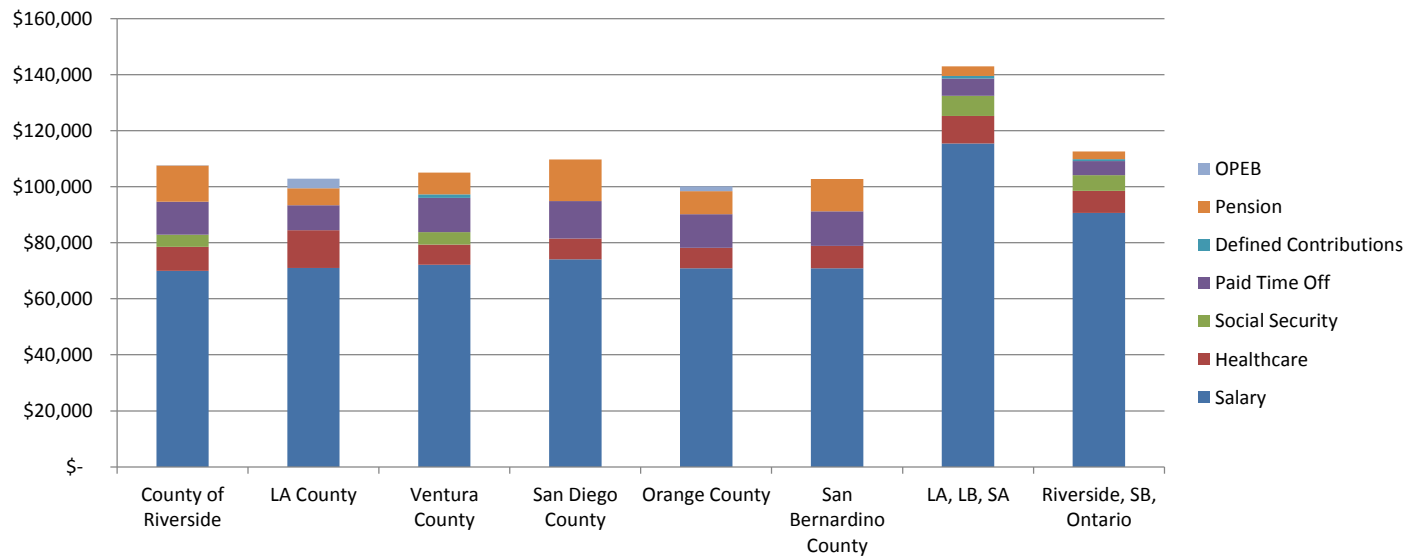
**EMPLOYMENT SVCS COUNSELOR II**

								BLS DATA	
	County of Riverside	LA County	Ventura County	San Diego County	Orange County	San Bernardino County	LA, LB, SA	Riverside, SB, Ontario	
Salary	\$ 53,579	\$ 45,463	\$ 47,475	\$ -	\$ 51,187	\$ 50,440	\$ -	\$ -	
Healthcare	\$ 8,585	\$ 13,462	\$ 7,222	\$ -	\$ 7,252	\$ 7,976	\$ -	\$ -	
Social Security	\$ 3,322	\$ -	\$ 2,943	\$ -	\$ -	\$ -	\$ -	\$ -	
Paid Time Off	\$ 9,067	\$ 7,592	\$ 8,034	\$ -	\$ 8,642	\$ 8,733	\$ -	\$ -	
Defined Contributions	\$ -	\$ -	\$ 831	\$ -	\$ -	\$ -	\$ -	\$ -	
Pension	\$ 9,842	\$ 3,878	\$ 5,080	\$ -	\$ 5,943	\$ 8,197	\$ -	\$ -	
OPEB	\$ 107	\$ 2,182	\$ -	\$ -	\$ 1,280	\$ -	\$ -	\$ -	
Total Benefits	\$ 30,924	\$ 27,114	\$ 24,111	\$ -	\$ 23,116	\$ 24,906	\$ -	\$ -	
Total Compensation	\$ 84,503	\$ 72,577	\$ 71,586	\$ -	\$ 74,303	\$ 75,346	\$ -	\$ -	



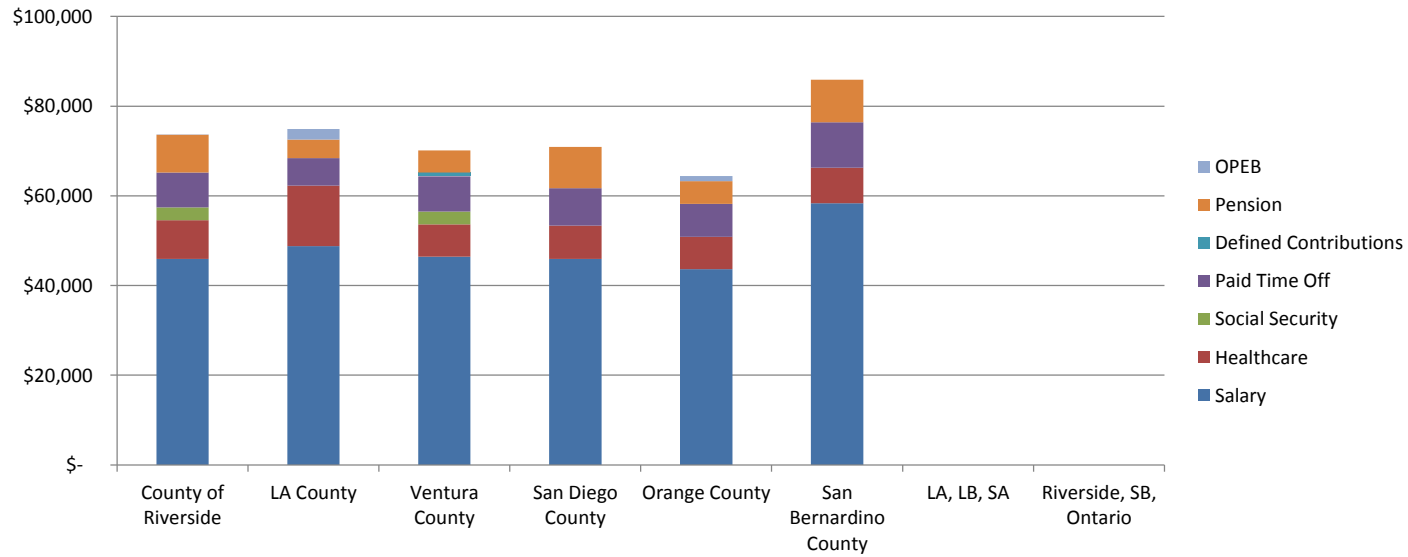
ENV HEALTH SPEC III

								BLS DATA	
	County of Riverside	LA County	Ventura County	San Diego County	Orange County	San Bernardino County	LA, LB, SA	Riverside, SB, Ontario	
Salary	\$ 69,916	\$ 70,978	\$ 72,140	\$ 74,090	\$ 70,932	\$ 70,928	\$ 115,372	\$ 90,601	
Healthcare	\$ 8,585	\$ 13,462	\$ 7,222	\$ 7,397	\$ 7,252	\$ 7,976	\$ 9,870	\$ 7,882	
Social Security	\$ 4,335	\$ -	\$ 4,473	\$ -	\$ -	\$ -	\$ 7,153	\$ 5,617	
Paid Time Off	\$ 11,832	\$ 8,950	\$ 12,210	\$ 13,393	\$ 11,975	\$ 12,281	\$ 6,239	\$ 4,983	
Defined Contributions	\$ -	\$ -	\$ 1,262	\$ -	\$ -	\$ -	\$ 908	\$ 725	
Pension	\$ 12,844	\$ 6,054	\$ 7,719	\$ 14,862	\$ 8,235	\$ 11,526	\$ 3,403	\$ 2,718	
OPEB	\$ 140	\$ 3,407	\$ -	\$ -	\$ 1,773	\$ -	\$ -	\$ -	
Total Benefits	\$ 37,735	\$ 31,873	\$ 32,886	\$ 35,652	\$ 29,236	\$ 31,783	\$ 27,573	\$ 21,925	
Total Compensation	\$ 107,651	\$ 102,851	\$ 105,026	\$ 109,742	\$ 100,168	\$ 102,711	\$ 142,945	\$ 112,526	



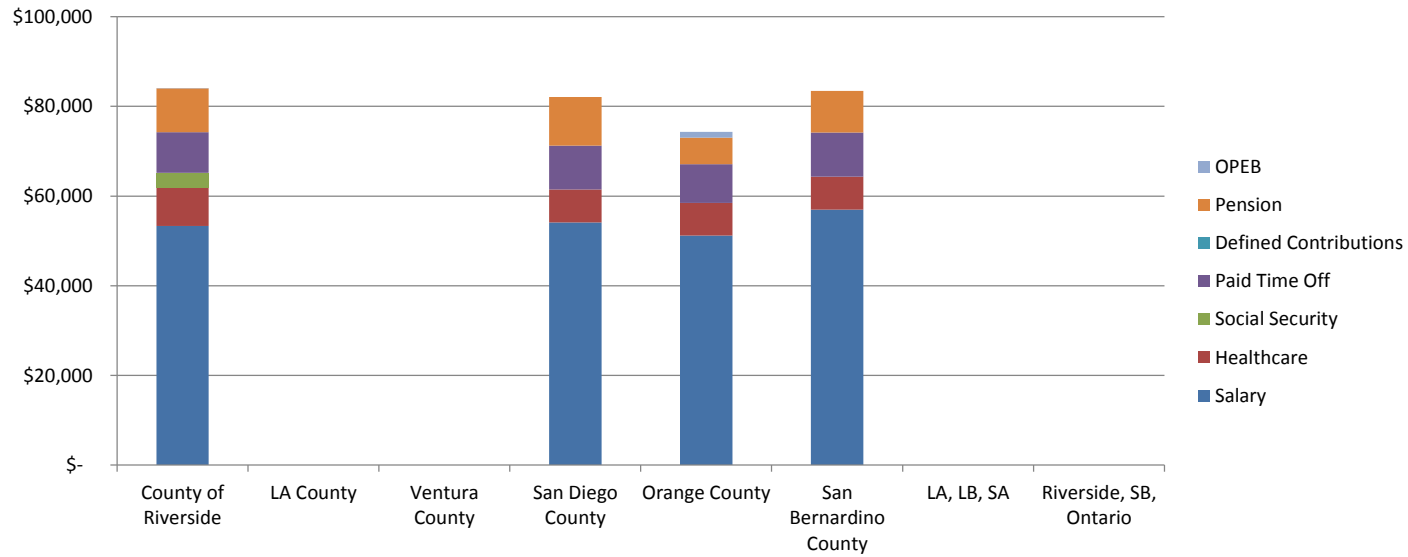
**HEALTH EDUCATION ASST II**

								BLS DATA	
	County of Riverside	LA County	Ventura County	San Diego County	Orange County	San Bernardino County	LA, LB, SA	Riverside, SB, Ontario	
Salary	\$ 45,963	\$ 48,794	\$ 46,404	\$ 45,968	\$ 43,618	\$ 58,323	\$ -	\$ -	
Healthcare	\$ 8,585	\$ 13,462	\$ 7,222	\$ 7,397	\$ 7,252	\$ 7,976	\$ -	\$ -	
Social Security	\$ 2,850	\$ -	\$ 2,877	\$ -	\$ -	\$ -	\$ -	\$ -	
Paid Time Off	\$ 7,778	\$ 6,172	\$ 7,855	\$ 8,310	\$ 7,364	\$ 10,098	\$ -	\$ -	
Defined Contributions	\$ -	\$ -	\$ 812	\$ -	\$ -	\$ -	\$ -	\$ -	
Pension	\$ 8,443	\$ 4,162	\$ 4,965	\$ 9,221	\$ 5,064	\$ 9,478	\$ -	\$ -	
OPEB	\$ 92	\$ 2,342	\$ -	\$ -	\$ 1,090	\$ -	\$ -	\$ -	
Total Benefits	\$ 27,749	\$ 26,139	\$ 23,731	\$ 24,928	\$ 20,771	\$ 27,552	\$ -	\$ -	
Total Compensation	\$ 73,712	\$ 74,933	\$ 70,135	\$ 70,896	\$ 64,389	\$ 85,875	\$ -	\$ -	



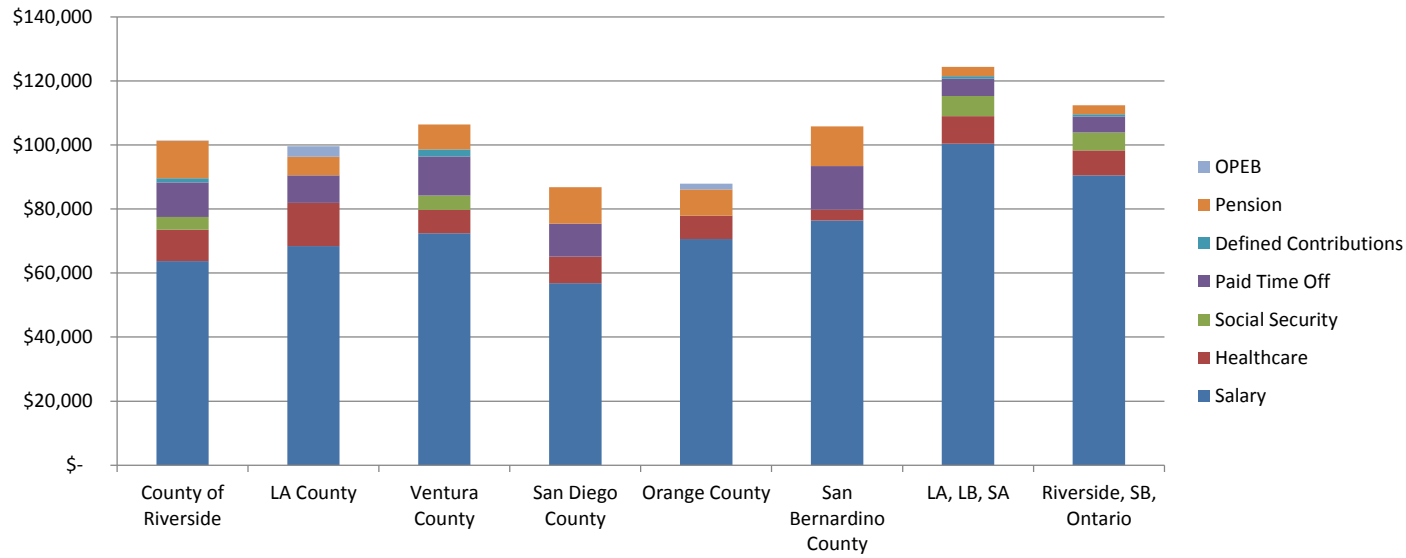
**HOUSING SPECIALIST II**

								BLS DATA	
	County of Riverside	LA County	Ventura County	San Diego County	Orange County	San Bernardino County	LA, LB, SA	Riverside, SB, Ontario	
Salary	\$ 53,303	\$ -	\$ -	\$ 54,101	\$ 51,187	\$ 56,971	\$ -	\$ -	
Healthcare	\$ 8,585	\$ -	\$ -	\$ 7,397	\$ 7,252	\$ 7,348	\$ -	\$ -	
Social Security	\$ 3,305	\$ -	\$ -	\$ -	\$ -	\$ -	\$ -	\$ -	
Paid Time Off	\$ 9,020	\$ -	\$ -	\$ 9,780	\$ 8,642	\$ 9,864	\$ -	\$ -	
Defined Contributions	\$ -	\$ -	\$ -	\$ -	\$ -	\$ -	\$ -	\$ -	
Pension	\$ 9,792	\$ -	\$ -	\$ 10,853	\$ 5,943	\$ 9,258	\$ -	\$ -	
OPEB	\$ 107	\$ -	\$ -	\$ -	\$ 1,280	\$ -	\$ -	\$ -	
Total Benefits	\$ 30,809	\$ -	\$ -	\$ 28,029	\$ 23,116	\$ 26,470	\$ -	\$ -	
Total Compensation	\$ 84,112	\$ -	\$ -	\$ 82,130	\$ 74,303	\$ 83,441	\$ -	\$ -	



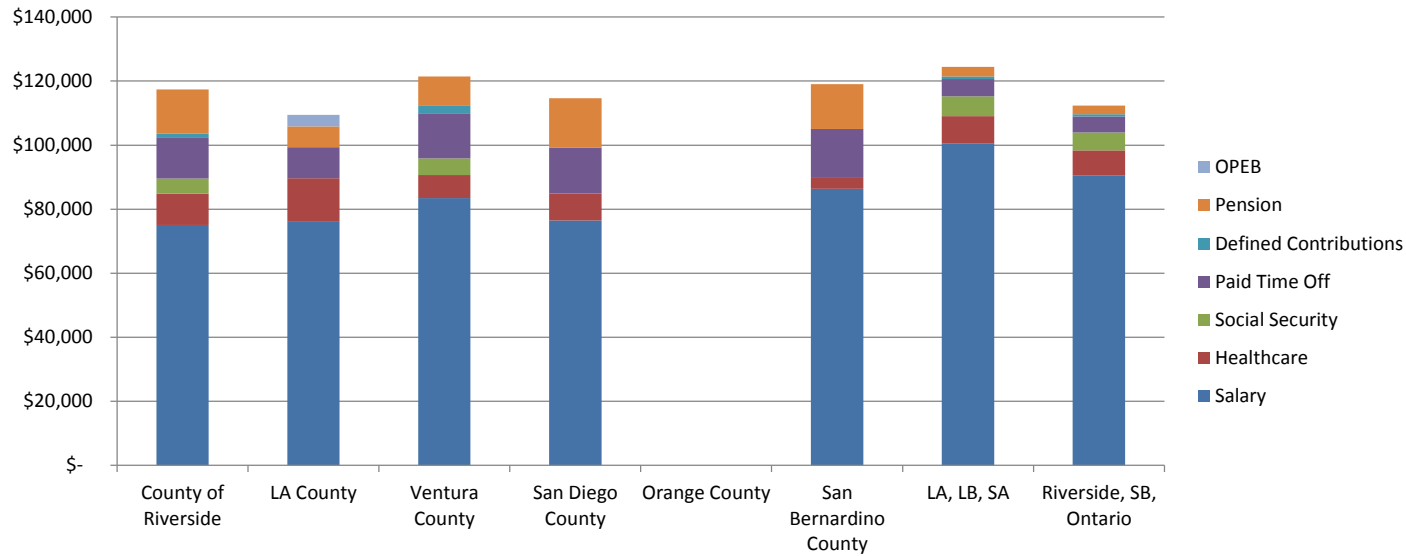
**HUMAN RESOURCES ANALYST I**

	County of Riverside	LA County	Ventura County	San Diego County	Orange County	San Bernardino County	BLS DATA	
							LA, LB, SA	Riverside, SB, Ontario
Salary	\$ 63,768	\$ 68,395	\$ 72,440	\$ 56,805	\$ 70,661	\$ 76,419	\$ 100,416	\$ 90,453
Healthcare	\$ 9,767	\$ 13,462	\$ 7,222	\$ 8,346	\$ 7,252	\$ 3,424	\$ 8,590	\$ 7,869
Social Security	\$ 3,954	\$ -	\$ 4,491	\$ -	\$ -	\$ -	\$ 6,226	\$ 5,608
Paid Time Off	\$ 10,792	\$ 8,624	\$ 12,263	\$ 10,269	-	\$ 13,518	\$ 5,431	\$ 4,975
Defined Contributions	\$ 1,300	\$ -	\$ 2,173	\$ -	\$ -	\$ -	\$ 790	\$ 724
Pension	\$ 11,714	\$ 5,834	\$ 7,751	\$ 11,395	\$ 8,204	\$ 12,418	\$ 2,962	\$ 2,714
OPEB	\$ 128	\$ 3,283	\$ -	\$ -	\$ 1,767	\$ -	\$ -	\$ -
Total Benefits	\$ 37,654	\$ 31,203	\$ 33,901	\$ 30,010	\$ 17,223	\$ 29,360	\$ 23,999	\$ 21,890
Total Compensation	\$ 101,422	\$ 99,598	\$ 106,341	\$ 86,814	\$ 87,883	\$ 105,779	\$ 124,415	\$ 112,342



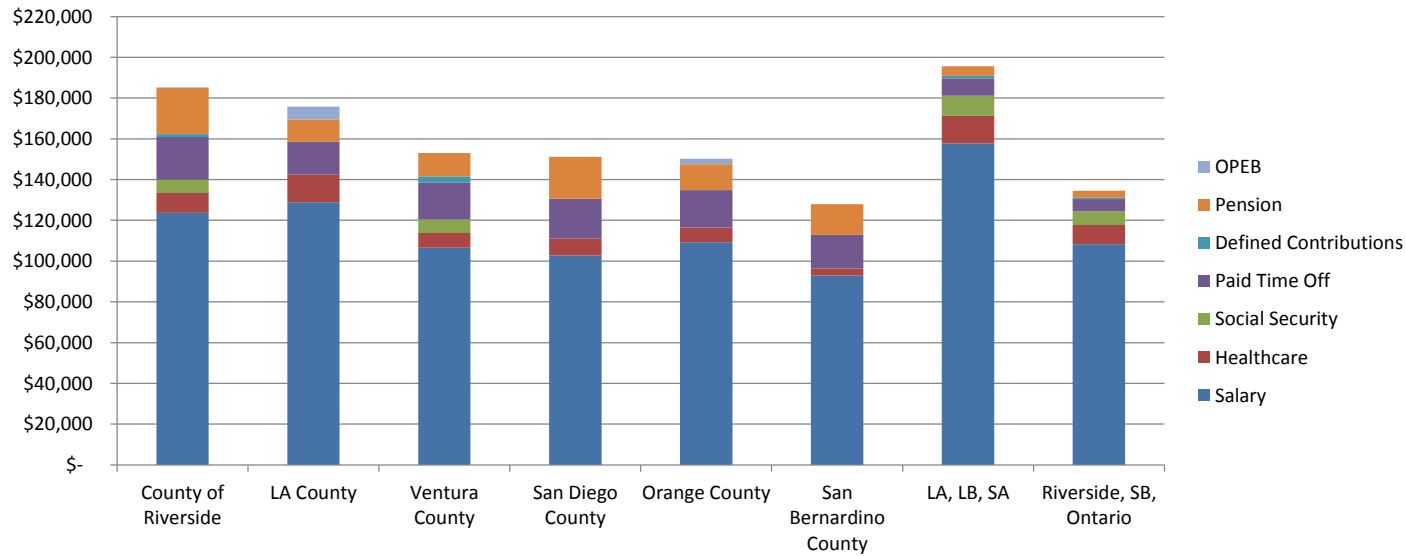
**HUMAN RESOURCES ANALYST II**

	County of Riverside	LA County	Ventura County	San Diego County	Orange County	San Bernardino County	BLS DATA	
							LA, LB, SA	Riverside, SB, Ontario
Salary	\$ 75,101	\$ 76,238	\$ 83,452	\$ 76,502	\$ -	\$ 86,320	\$ 100,416	\$ 90,453
Healthcare	\$ 9,767	\$ 13,462	\$ 7,222	\$ 8,346	\$ -	\$ 3,424	\$ 8,590	\$ 7,869
Social Security	\$ 4,656	\$ -	\$ 5,174	\$ -	\$ -	\$ -	\$ 6,226	\$ 5,608
Paid Time Off	\$ 12,709	\$ 9,613	\$ 14,125	\$ 14,418	\$ -	\$ 15,270	\$ 5,431	\$ 4,975
Defined Contributions	\$ 1,300	\$ -	\$ 2,504	\$ -	\$ -	\$ -	\$ 790	\$ 724
Pension	\$ 13,796	\$ 6,503	\$ 8,929	\$ 15,346	\$ -	\$ 14,027	\$ 2,962	\$ 2,714
OPEB	\$ 150	\$ 3,659	\$ -	\$ -	\$ -	\$ -	\$ -	\$ -
Total Benefits	\$ 42,379	\$ 33,238	\$ 37,955	\$ 38,110	\$ -	\$ 32,720	\$ 23,999	\$ 21,890
Total Compensation	\$ 117,480	\$ 109,476	\$ 121,407	\$ 114,613	\$ -	\$ 119,040	\$ 124,415	\$ 112,342



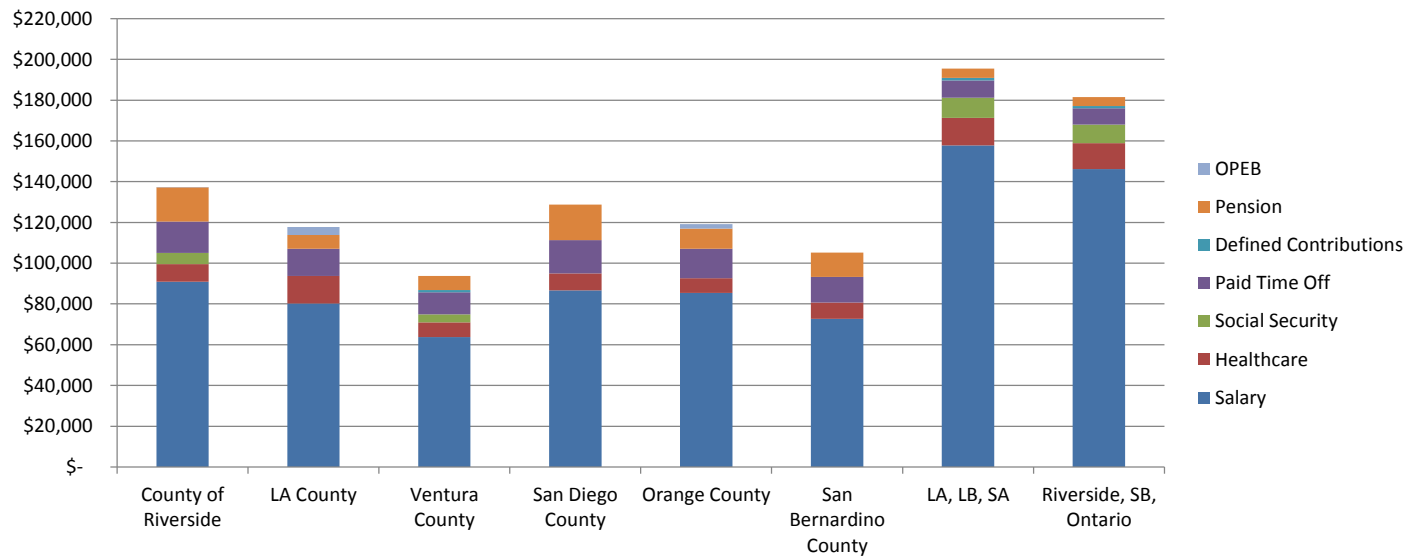
**INFO SECURITY ANALYST III**

								BLS DATA	
	County of Riverside	LA County	Ventura County	San Diego County	Orange County	San Bernardino County	LA, LB, SA	Riverside, SB, Ontario	
Salary	\$ 123,658	\$ 128,899	\$ 106,554	\$ 102,773	\$ 109,171	\$ 92,955	\$ 157,827	\$ 108,328	
Healthcare	\$ 9,767	\$ 13,462	\$ 7,222	\$ 8,346	\$ 7,252	\$ 3,424	\$ 13,501	\$ 9,424	
Social Security	\$ 6,622	\$ -	\$ 6,606	\$ -	\$ -	\$ -	\$ 9,785	\$ 6,716	
Paid Time Off	\$ 20,927	\$ 16,253	\$ 18,037	\$ 19,447	\$ 18,431	\$ 16,443	\$ 8,535	\$ 5,958	
Defined Contributions	\$ 1,300	\$ -	\$ 3,197	\$ -	\$ -	\$ -	\$ 1,242	\$ 867	
Pension	\$ 22,716	\$ 10,995	\$ 11,401	\$ 20,616	\$ 12,675	\$ 15,105	\$ 4,656	\$ 3,250	
OPEB	\$ 247	\$ 6,187	\$ -	\$ -	\$ 2,729	\$ -	\$ -	\$ -	
Total Benefits	\$ 61,578	\$ 46,898	\$ 46,464	\$ 48,409	\$ 41,087	\$ 34,972	\$ 37,719	\$ 26,215	
Total Compensation	\$ 185,236	\$ 175,796	\$ 153,018	\$ 151,182	\$ 150,258	\$ 127,928	\$ 195,546	\$ 134,543	



**IT APPS DEVELOPER III**

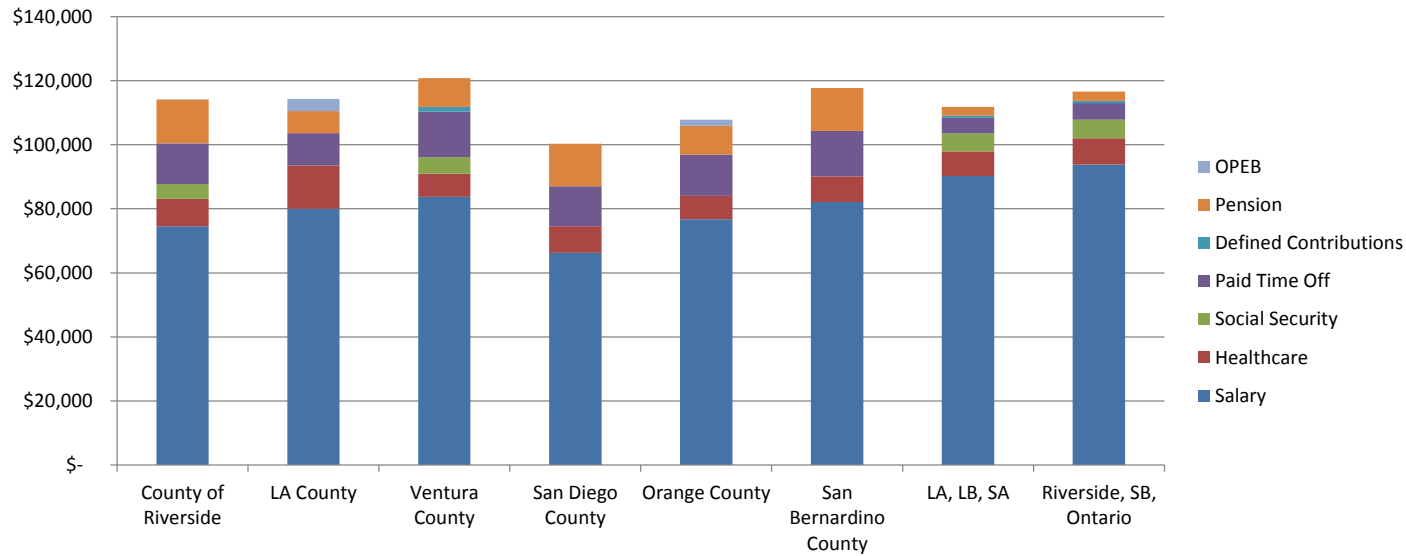
								BLS DATA	
	County of Riverside	LA County	Ventura County	San Diego County	Orange County	San Bernardino County	LA, LB, SA	Riverside, SB, Ontario	
Salary	\$ 90,877	\$ 80,283	\$ 63,752	\$ 86,674	\$ 85,368	\$ 72,738	\$ 157,827	\$ 146,171	
Healthcare	\$ 8,585	\$ 13,462	\$ 7,222	\$ 8,346	\$ 7,252	\$ 7,976	\$ 13,501	\$ 12,717	
Social Security	\$ 5,634	\$ -	\$ 3,953	\$ -	\$ -	\$ -	\$ 9,785	\$ 9,063	
Paid Time Off	\$ 15,379	\$ 13,278	\$ 10,791	\$ 16,335	\$ 14,446	\$ 12,594	\$ 8,535	\$ 8,039	
Defined Contributions	\$ -	\$ -	\$ 1,116	\$ -	\$ -	\$ -	\$ 1,242	\$ 1,169	
Pension	\$ 16,694	\$ 6,848	\$ 6,821	\$ 17,387	\$ 9,911	\$ 11,820	\$ 4,656	\$ 4,385	
OPEB	\$ 182	\$ 3,854	\$ -	\$ -	\$ 2,134	\$ -	\$ -	\$ -	
Total Benefits	\$ 46,475	\$ 37,441	\$ 29,903	\$ 42,067	\$ 33,744	\$ 32,390	\$ 37,719	\$ 35,373	
Total Compensation	\$ 137,352	\$ 117,725	\$ 93,655	\$ 128,741	\$ 119,112	\$ 105,128	\$ 195,546	\$ 181,545	





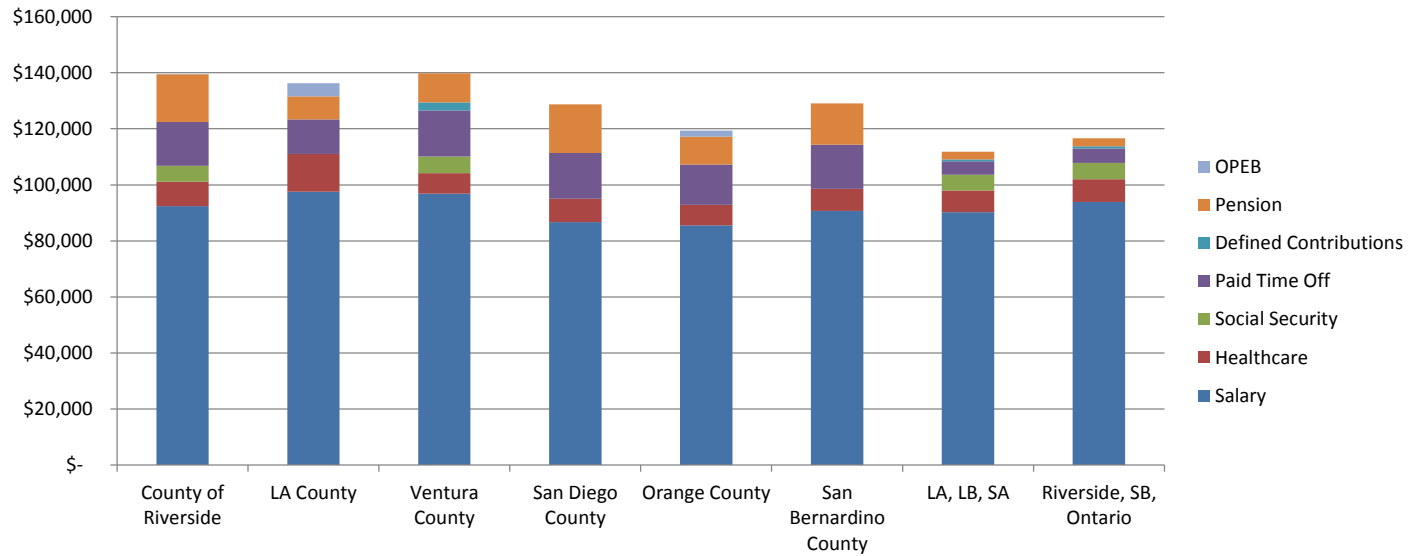
**IT BUSINESS SYS ANALYST II**

								BLS DATA	
	County of Riverside	LA County	Ventura County	San Diego County	Orange County	San Bernardino County	LA, LB, SA	Riverside, SB, Ontario	
Salary	\$ 74,570	\$ 80,084	\$ 83,755	\$ 66,248	\$ 76,770	\$ 82,160	\$ 90,241	\$ 93,859	
Healthcare	\$ 8,585	\$ 13,462	\$ 7,222	\$ 8,346	\$ 7,252	\$ 7,976	\$ 7,720	\$ 8,166	
Social Security	\$ 4,623	\$ -	\$ 5,193	\$ -	\$ -	\$ -	\$ 5,595	\$ 5,819	
Paid Time Off	\$ 12,620	\$ 10,099	\$ 14,178	\$ 12,485	\$ 12,961	\$ 14,226	\$ 4,880	\$ 5,162	
Defined Contributions	\$ -	\$ -	\$ 1,466	\$ -	\$ -	\$ -	\$ 710	\$ 751	
Pension	\$ 13,699	\$ 6,831	\$ 8,962	\$ 13,289	\$ 8,913	\$ 13,351	\$ 2,662	\$ 2,816	
OPEB	\$ 149	\$ 3,844	\$ -	\$ -	\$ 1,919	\$ -	\$ -	\$ -	
Total Benefits	\$ 39,676	\$ 34,236	\$ 37,021	\$ 34,121	\$ 31,045	\$ 35,553	\$ 21,567	\$ 22,714	
Total Compensation	\$ 114,246	\$ 114,320	\$ 120,775	\$ 100,369	\$ 107,815	\$ 117,713	\$ 111,808	\$ 116,572	



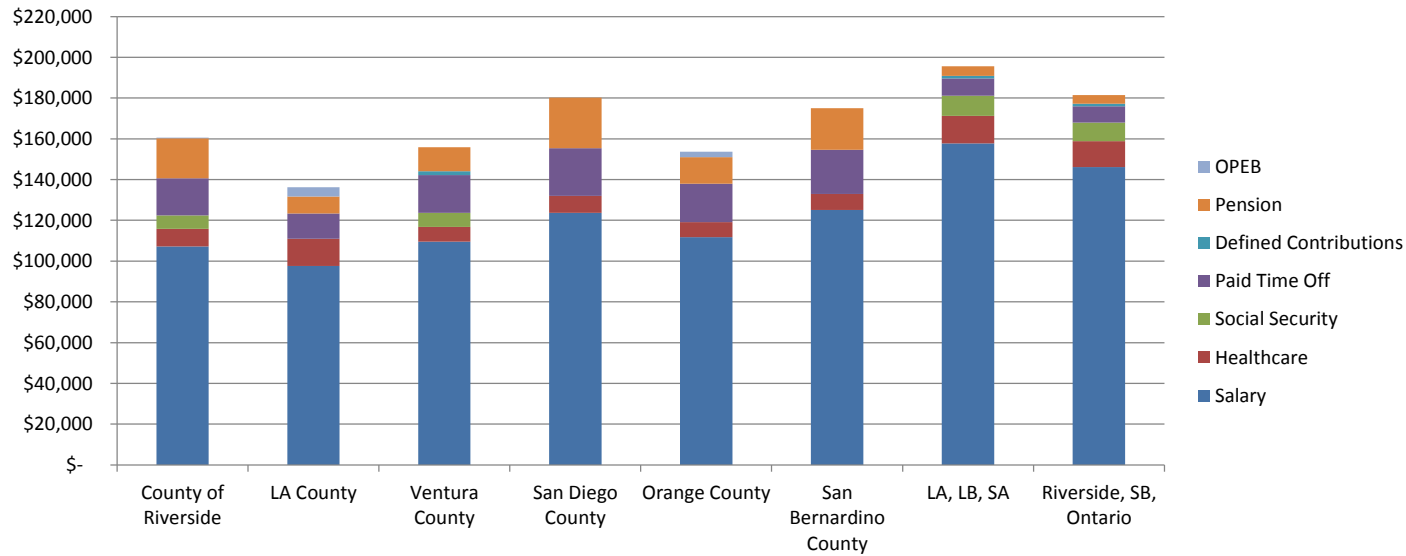
**IT BUSINESS SYS ANALYST III**

								BLS DATA	
	County of Riverside	LA County	Ventura County	San Diego County	Orange County	San Bernardino County	LA, LB, SA	Riverside, SB, Ontario	
Salary	\$ 92,466	\$ 97,552	\$ 96,916	\$ 86,674	\$ 85,568	\$ 90,667	\$ 90,241	\$ 93,859	
Healthcare	\$ 8,585	\$ 13,462	\$ 7,222	\$ 8,346	\$ 7,252	\$ 7,976	\$ 7,720	\$ 8,166	
Social Security	\$ 5,733	\$ -	\$ 6,009	\$ -	\$ -	\$ -	\$ 5,595	\$ 5,819	
Paid Time Off	\$ 15,648	\$ 12,302	\$ 16,403	\$ 16,335	\$ 14,446	\$ 15,699	\$ 4,880	\$ 5,162	
Defined Contributions	\$ -	\$ -	\$ 2,907	\$ -	\$ -	\$ -	\$ 710	\$ 751	
Pension	\$ 16,986	\$ 8,321	\$ 10,370	\$ 17,387	\$ 9,934	\$ 14,733	\$ 2,662	\$ 2,816	
OPEB	\$ 185	\$ 4,683	\$ -	\$ -	\$ 2,139	\$ -	\$ -	\$ -	
Total Benefits	\$ 47,137	\$ 38,767	\$ 42,912	\$ 42,067	\$ 33,772	\$ 38,408	\$ 21,567	\$ 22,714	
Total Compensation	\$ 139,603	\$ 136,320	\$ 139,828	\$ 128,741	\$ 119,341	\$ 129,075	\$ 111,808	\$ 116,572	



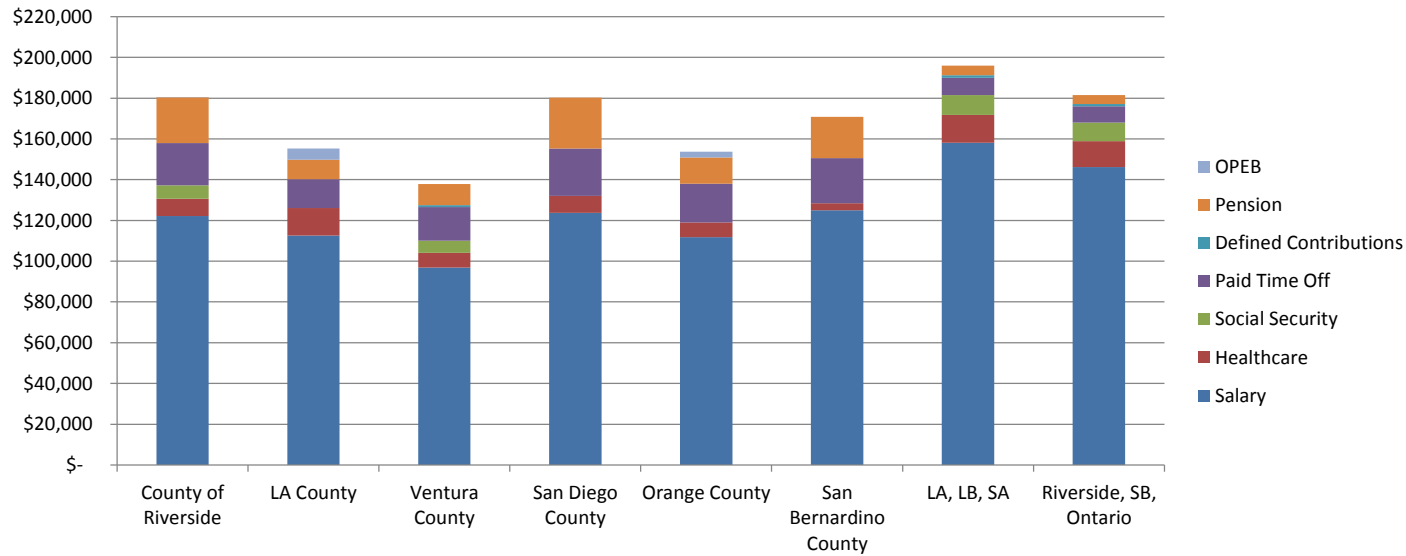
**IT SUPV BUSINESS SYS ANALYST**

								BLS DATA	
	County of Riverside	LA County	Ventura County	San Diego County	Orange County	San Bernardino County	LA, LB, SA	Riverside, SB, Ontario	
Salary	\$ 107,261	\$ 97,552	\$ 109,609	\$ 123,697	\$ 111,819	\$ 125,029	\$ 157,827	\$ 146,171	
Healthcare	\$ 8,585	\$ 13,462	\$ 7,222	\$ 8,346	\$ 7,252	\$ 7,976	\$ 13,501	\$ 12,717	
Social Security	\$ 6,622	\$ -	\$ 6,796	\$ -	\$ -	\$ -	\$ 9,785	\$ 9,063	
Paid Time Off	\$ 18,152	\$ 12,302	\$ 18,555	\$ 23,312	\$ 18,878	\$ 21,648	\$ 8,535	\$ 8,039	
Defined Contributions	\$ -	\$ -	\$ 1,918	\$ -	\$ -	\$ -	\$ 1,242	\$ 1,169	
Pension	\$ 19,704	\$ 8,321	\$ 11,728	\$ 24,814	\$ 12,982	\$ 20,317	\$ 4,656	\$ 4,385	
OPEB	\$ 215	\$ 4,683	\$ -	\$ -	\$ 2,795	\$ -	\$ -	\$ -	
Total Benefits	\$ 53,277	\$ 38,767	\$ 46,219	\$ 56,472	\$ 41,908	\$ 49,941	\$ 37,719	\$ 35,373	
Total Compensation	\$ 160,538	\$ 136,320	\$ 155,827	\$ 180,169	\$ 153,726	\$ 174,970	\$ 195,546	\$ 181,545	



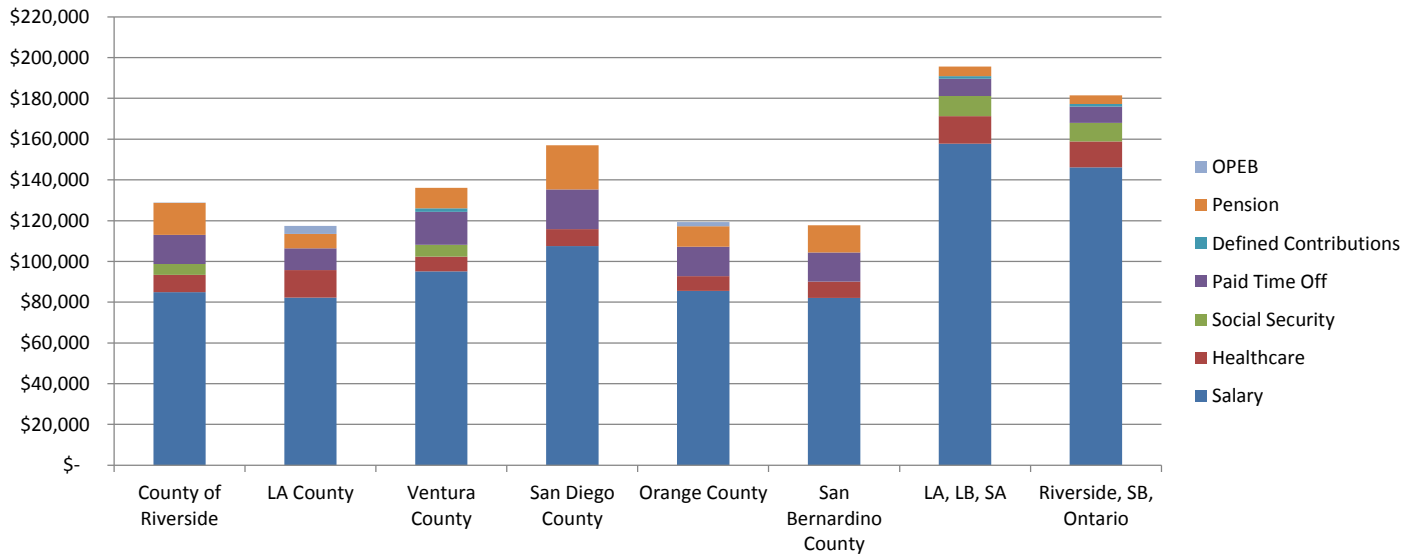
**IT SUPV SYSTEMS ADMINISTRATOR**

								BLS DATA	
	County of Riverside	LA County	Ventura County	San Diego County	Orange County	San Bernardino County	LA, LB, SA	Riverside, SB, Ontario	
Salary	\$ 122,089	\$ 112,548	\$ 96,907	\$ 123,698	\$ 111,819	\$ 125,029	\$ 158,165	\$ 146,171	
Healthcare	\$ 8,585	\$ 13,462	\$ 7,222	\$ 8,346	\$ 7,252	\$ 3,424	\$ 13,530	\$ 12,717	
Social Security	\$ 6,622	\$ -	\$ 6,008	\$ -	\$ -	\$ -	\$ 9,806	\$ 9,063	
Paid Time Off	\$ 20,661	\$ 14,192	\$ 16,403	\$ 23,312	\$ 18,878	\$ 22,117	\$ 8,554	\$ 8,039	
Defined Contributions	\$ -	\$ -	\$ 969	\$ -	\$ -	\$ -	\$ 1,244	\$ 1,169	
Pension	\$ 22,428	\$ 9,600	\$ 10,369	\$ 24,814	\$ 12,982	\$ 20,317	\$ 4,666	\$ 4,385	
OPEB	\$ 244	\$ 5,402	\$ -	\$ -	\$ 2,795	\$ -	\$ -	\$ -	
Total Benefits	\$ 58,540	\$ 42,656	\$ 40,972	\$ 56,472	\$ 41,908	\$ 45,858	\$ 37,800	\$ 35,373	
Total Compensation	\$ 180,629	\$ 155,204	\$ 137,879	\$ 180,170	\$ 153,726	\$ 170,887	\$ 195,966	\$ 181,545	



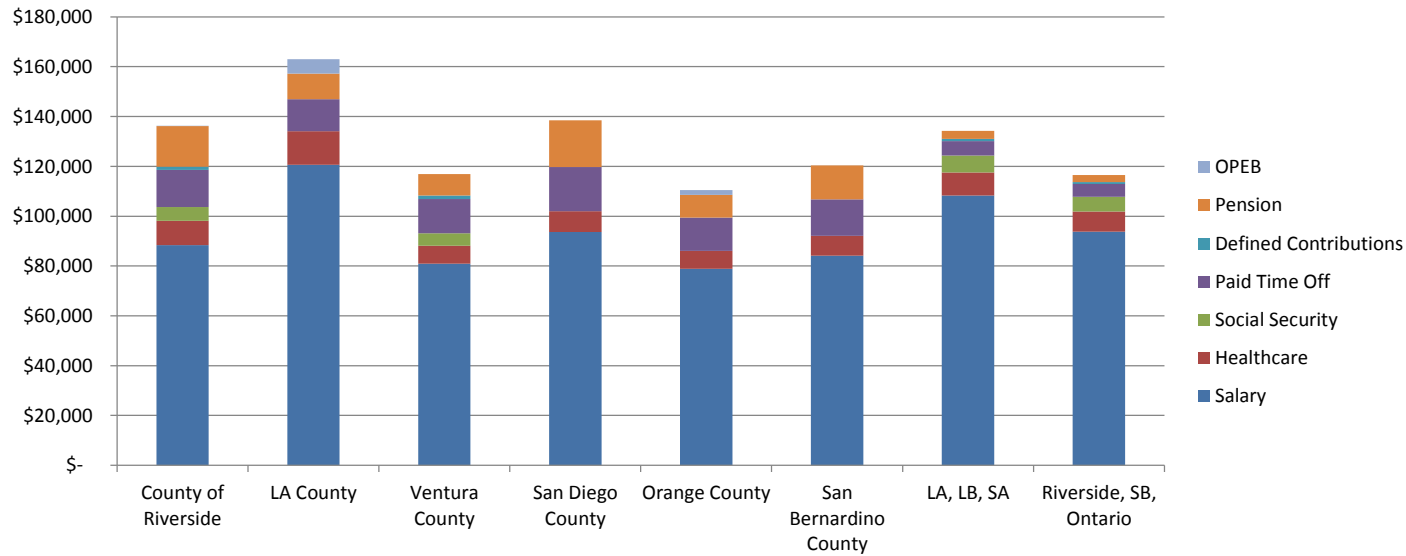
**IT SYSTEMS ADMINISTRATOR II**

							BLS DATA	
	County of Riverside	LA County	Ventura County	San Diego County	Orange County	San Bernardino County	LA, LB, SA	Riverside, SB, Ontario
Salary	\$ 84,878	\$ 82,230	\$ 95,100	\$ 107,557	\$ 85,568	\$ 82,160	\$ 157,827	\$ 146,171
Healthcare	\$ 8,585	\$ 13,462	\$ 7,222	\$ 8,346	\$ 7,252	\$ 7,976	\$ 13,501	\$ 12,717
Social Security	\$ 5,262	\$ -	\$ 5,896	\$ -	\$ -	\$ -	\$ 9,785	\$ 9,063
Paid Time Off	\$ 14,364	\$ 10,768	\$ 16,097	\$ 19,443	\$ 14,446	\$ 14,226	\$ 8,535	\$ 8,039
Defined Contributions	\$ -	\$ -	\$ 1,664	\$ -	\$ -	\$ -	\$ 1,242	\$ 1,169
Pension	\$ 15,592	\$ 7,014	\$ 10,176	\$ 21,576	\$ 9,934	\$ 13,351	\$ 4,656	\$ 4,385
OPEB	\$ 170	\$ 3,947	\$ -	\$ -	\$ 2,139	\$ -	\$ -	\$ -
Total Benefits	\$ 43,973	\$ 35,192	\$ 41,056	\$ 49,365	\$ 33,772	\$ 35,553	\$ 37,719	\$ 35,373
Total Compensation	\$ 128,851	\$ 117,422	\$ 136,156	\$ 156,922	\$ 119,341	\$ 117,713	\$ 195,546	\$ 181,545



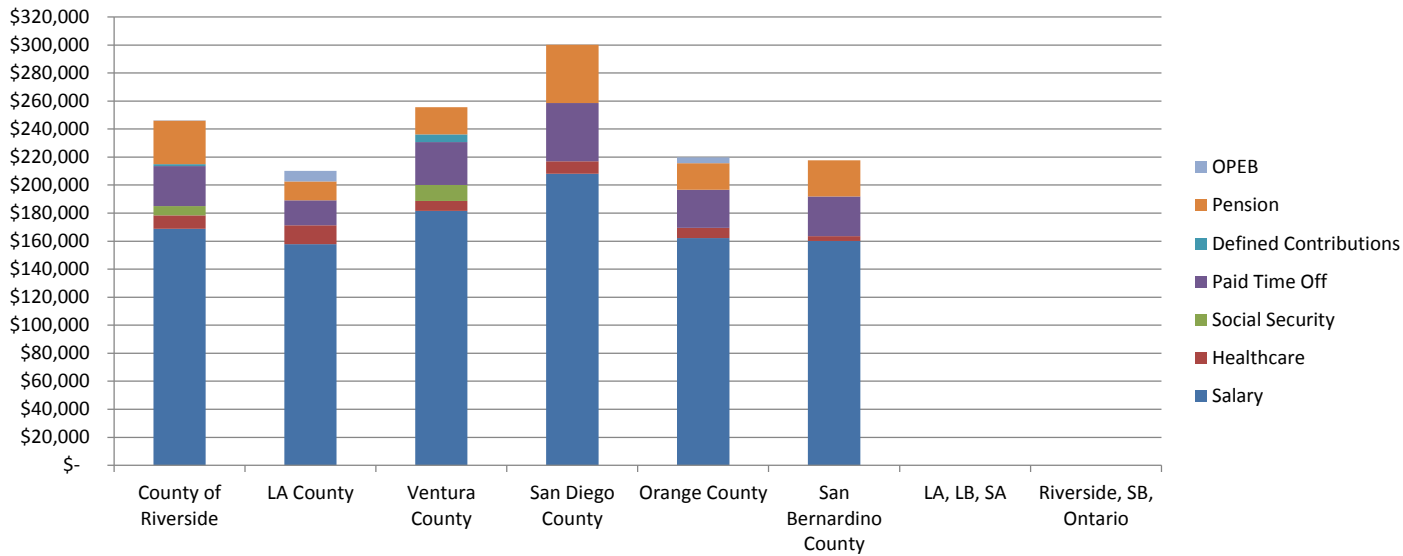
**PRINCIPAL ACCOUNTANT**

								BLS DATA	
	County of Riverside	LA County	Ventura County	San Diego County	Orange County	San Bernardino County	LA, LB, SA	Riverside, SB, Ontario	
Salary	\$ 88,373	\$ 120,588	\$ 80,938	\$ 93,704	\$ 78,834	\$ 84,157	\$ 108,328	\$ 93,774	
Healthcare	\$ 9,767	\$ 13,462	\$ 7,222	\$ 8,346	\$ 7,252	\$ 7,976	\$ 9,267	\$ 8,158	
Social Security	\$ 5,479	\$ -	\$ 5,018	\$ -	\$ -	\$ -	\$ 6,716	\$ 5,814	
Paid Time Off	\$ 14,955	\$ 12,923	\$ 13,699	\$ 17,660	\$ 13,309	\$ 14,571	\$ 5,858	\$ 5,158	
Defined Contributions	\$ 1,300	\$ -	\$ 1,416	\$ -	\$ -	\$ -	\$ 852	\$ 750	
Pension	\$ 16,234	\$ 10,286	\$ 8,660	\$ 18,797	\$ 9,153	\$ 13,675	\$ 3,196	\$ 2,813	
OPEB	\$ 177	\$ 5,788	\$ -	\$ -	\$ 1,971	\$ -	\$ -	\$ -	
Total Benefits	\$ 47,912	\$ 42,459	\$ 36,017	\$ 44,803	\$ 31,685	\$ 36,223	\$ 25,889	\$ 22,693	
Total Compensation	\$ 136,285	\$ 163,047	\$ 116,955	\$ 138,507	\$ 110,519	\$ 120,380	\$ 134,217	\$ 116,467	



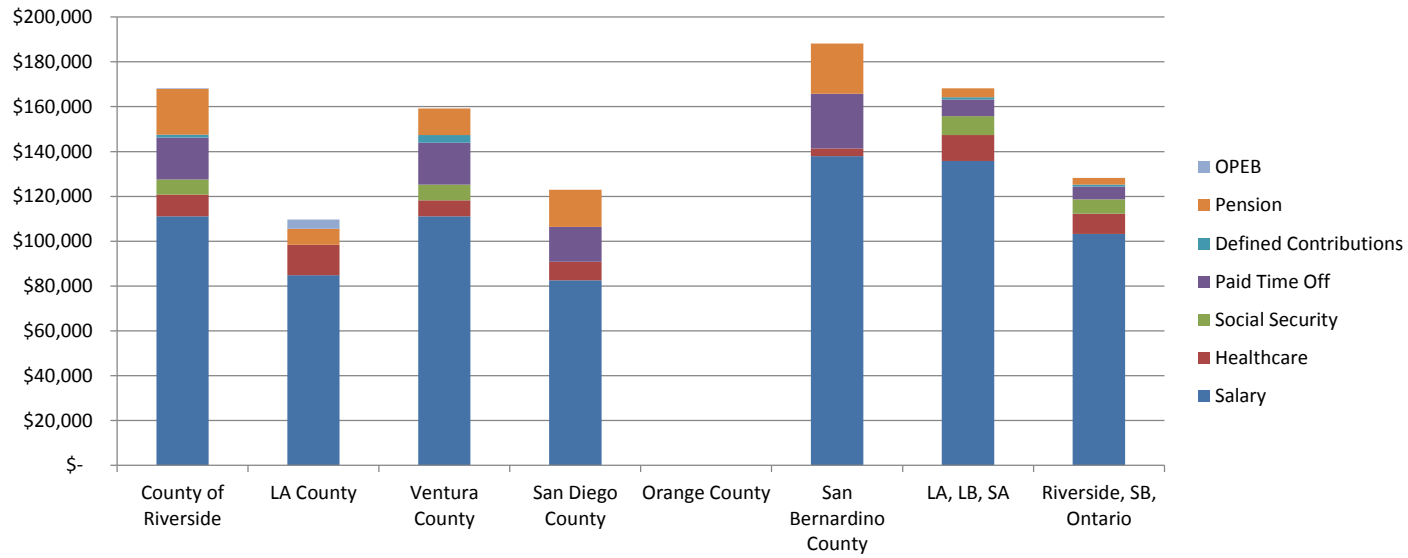
**PRINCIPAL DEP COUNTY COUNSEL**

	County of Riverside	LA County	Ventura County	San Diego County	Orange County	San Bernardino County	BLS DATA	
							LA, LB, SA	Riverside, SB, Ontario
Salary	\$ 168,705	\$ 157,762	\$ 181,555	\$ 208,000	\$ 162,150	\$ 160,035	\$ -	\$ -
Healthcare	\$ 9,767	\$ 13,462	\$ 7,222	\$ 8,918	\$ 7,252	\$ 3,424	\$ -	\$ -
Social Security	\$ 6,622	\$ -	\$ 11,256	\$ -	\$ -	\$ -	\$ -	\$ -
Paid Time Off	\$ 28,550	\$ 17,849	\$ 30,733	\$ 41,600	\$ 27,375	\$ 28,309	\$ -	\$ -
Defined Contributions	\$ 1,300	\$ -	\$ 5,447	\$ -	\$ -	\$ -	\$ -	\$ -
Pension	\$ 30,991	\$ 13,457	\$ 19,426	\$ 41,725	\$ 18,826	\$ 26,006	\$ -	\$ -
OPEB	\$ 337	\$ 7,573	\$ -	\$ -	\$ 4,054	\$ -	\$ -	\$ -
Total Benefits	\$ 77,567	\$ 52,340	\$ 74,085	\$ 92,243	\$ 57,507	\$ 57,739	\$ -	\$ -
Total Compensation	\$ 246,272	\$ 210,102	\$ 255,640	\$ 300,243	\$ 219,657	\$ 217,774	\$ -	\$ -



**PRINCIPAL MGMT ANALYST**

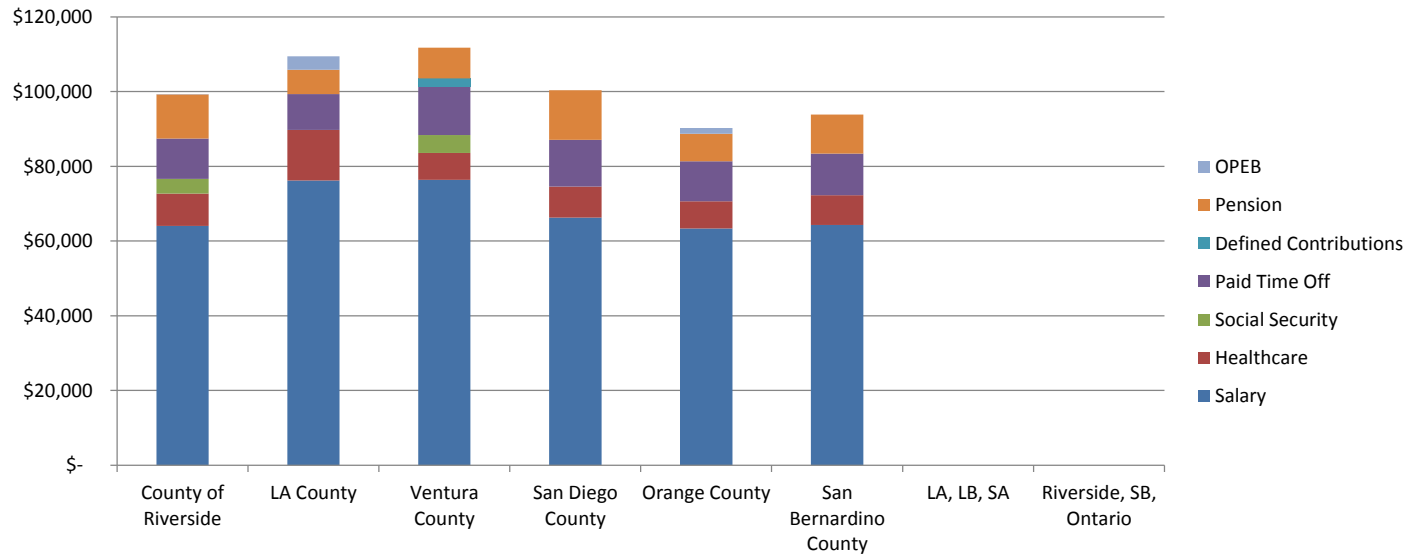
								BLS DATA	
	County of Riverside	LA County	Ventura County	San Diego County	Orange County	San Bernardino County	LA, LB, SA	Riverside, SB, Ontario	
Salary	\$ 111,070	\$ 84,872	\$ 111,088	\$ 82,534	\$ -	\$ 137,987	\$ 135,806	\$ 103,272	
Healthcare	\$ 9,767	\$ 13,462	\$ 7,222	\$ 8,346	\$ -	\$ 3,424	\$ 11,618	\$ 8,985	
Social Security	\$ 6,622	\$ -	\$ 6,887	\$ -	\$ -	\$ -	\$ 8,420	\$ 6,403	
Paid Time Off	\$ 18,796	\$ -	\$ 18,805	\$ 15,555	\$ -	\$ 24,409	\$ 7,344	\$ 5,680	
Defined Contributions	\$ 1,300	\$ -	\$ 3,333	\$ -	\$ -	\$ -	\$ 1,068	\$ 826	
Pension	\$ 20,404	\$ 7,240	\$ 11,886	\$ 16,556	\$ -	\$ 22,423	\$ 4,006	\$ 3,098	
OPEB	\$ 222	\$ 4,074	\$ -	\$ -	\$ -	\$ -	\$ -	\$ -	
Total Benefits	\$ 57,110	\$ 24,776	\$ 48,133	\$ 40,457	\$ -	\$ 50,256	\$ 32,456	\$ 24,992	
Total Compensation	\$ 168,180	\$ 109,648	\$ 159,222	\$ 122,991	\$ -	\$ 188,243	\$ 168,263	\$ 128,264	





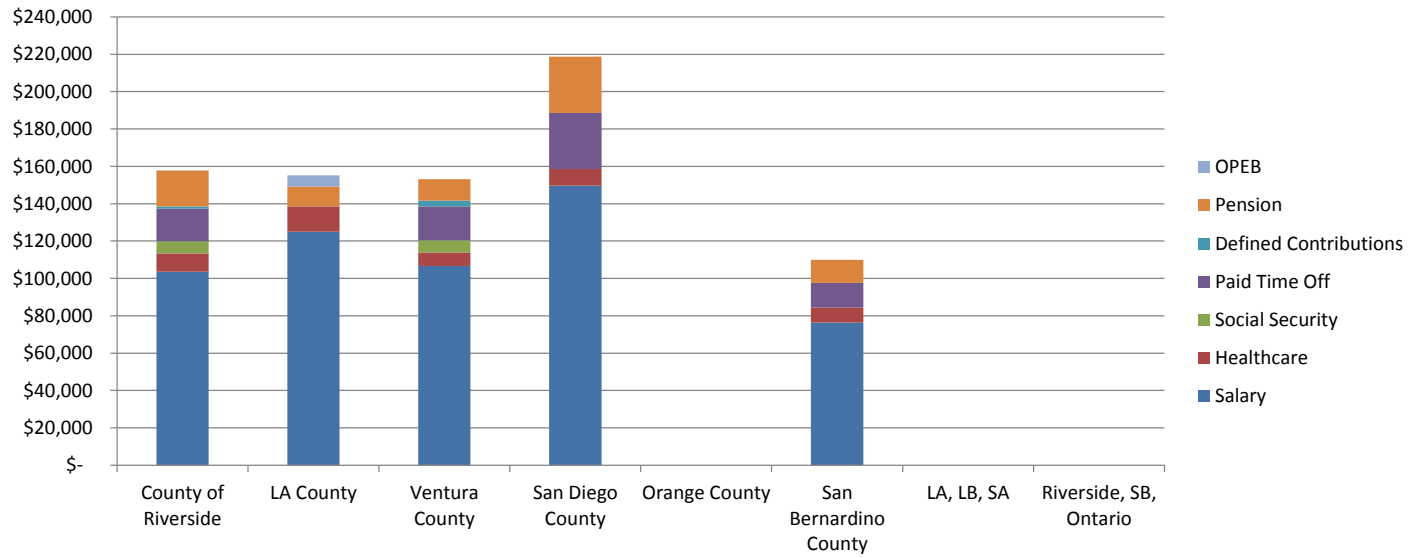
**PROGRAM SPECIALIST II**

	County of Riverside	LA County	Ventura County	San Diego County	Orange County	San Bernardino County	BLS DATA	
							LA, LB, SA	Riverside, SB, Ontario
Salary	\$ 64,065	\$ 76,238	\$ 76,372	\$ 66,248	\$ 63,384	\$ 64,314	\$ -	\$ -
Healthcare	\$ 8,585	\$ 13,462	\$ 7,222	\$ 8,346	\$ 7,252	\$ 7,976	\$ -	\$ -
Social Security	\$ 3,972	\$ -	\$ 4,735	\$ -	\$ -	\$ -	\$ -	\$ -
Paid Time Off	\$ 10,842	\$ 9,613	\$ 12,928	\$ 12,485	\$ 10,701	\$ 11,136	\$ -	\$ -
Defined Contributions	\$ -	\$ -	\$ 2,291	\$ -	\$ -	\$ -	\$ -	\$ -
Pension	\$ 11,769	\$ 6,503	\$ 8,172	\$ 13,289	\$ 7,359	\$ 10,451	\$ -	\$ -
OPEB	\$ 128	\$ 3,659	\$ -	\$ -	\$ 1,585	\$ -	\$ -	\$ -
Total Benefits	\$ 35,296	\$ 33,238	\$ 35,349	\$ 34,121	\$ 26,897	\$ 29,563	\$ -	\$ -
Total Compensation	\$ 99,361	\$ 109,476	\$ 111,721	\$ 100,369	\$ 90,281	\$ 93,876	\$ -	\$ -



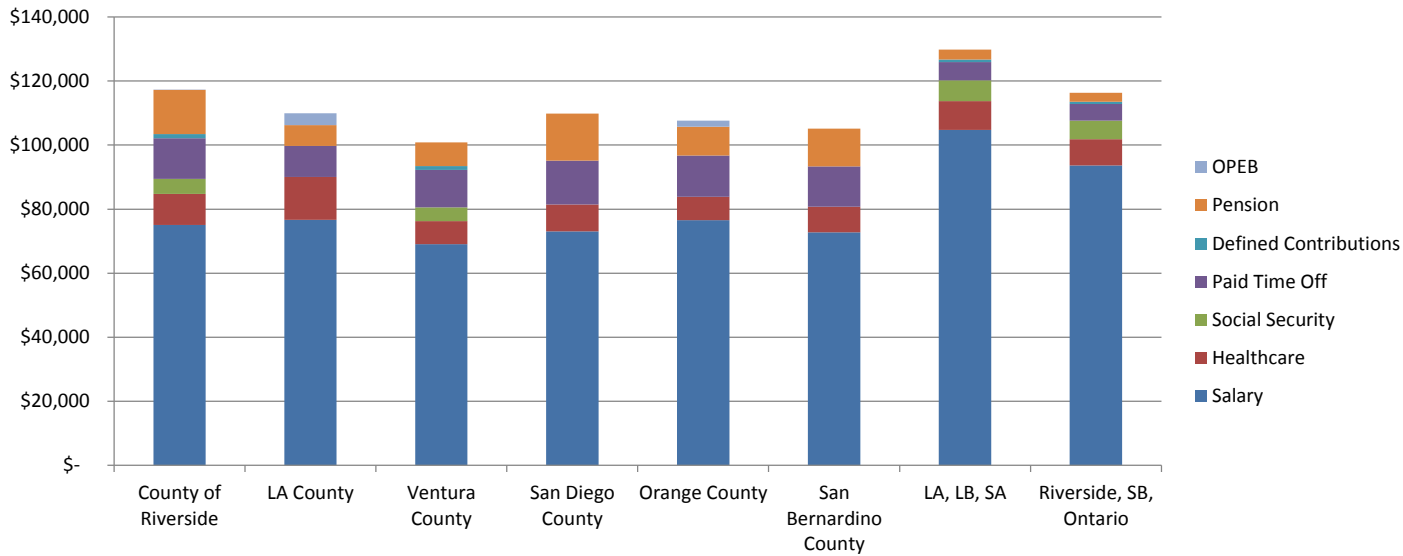
**REGIONAL MGR, CHILD SOC SVCS**

							BLS DATA	
	County of Riverside	LA County	Ventura County	San Diego County	Orange County	San Bernardino County	LA, LB, SA	Riverside, SB, Ontario
Salary	\$ 103,622	\$ 125,081	\$ 106,644	\$ 149,760	\$ -	\$ 76,419	\$ -	\$ -
Healthcare	\$ 9,767	\$ 13,462	\$ 7,222	\$ 8,918	\$ -	\$ 7,976	\$ -	\$ -
Social Security	\$ 6,425	\$ -	\$ 6,612	\$ -	\$ -	\$ -	\$ -	\$ -
Paid Time Off	\$ 17,536	\$ -	\$ 18,051	\$ 29,952	\$ -	\$ 13,232	\$ -	\$ -
Defined Contributions	\$ 1,300	\$ -	\$ 3,199	\$ -	\$ -	\$ -	\$ -	\$ -
Pension	\$ 19,035	\$ 10,669	\$ 11,411	\$ 30,042	\$ -	\$ 12,418	\$ -	\$ -
OPEB	\$ 207	\$ 6,004	\$ -	\$ -	\$ -	\$ -	\$ -	\$ -
Total Benefits	\$ 54,270	\$ 30,135	\$ 46,496	\$ 68,912	\$ -	\$ 33,626	\$ -	\$ -
Total Compensation	\$ 157,892	\$ 155,216	\$ 153,140	\$ 218,672	\$ -	\$ 110,045	\$ -	\$ -



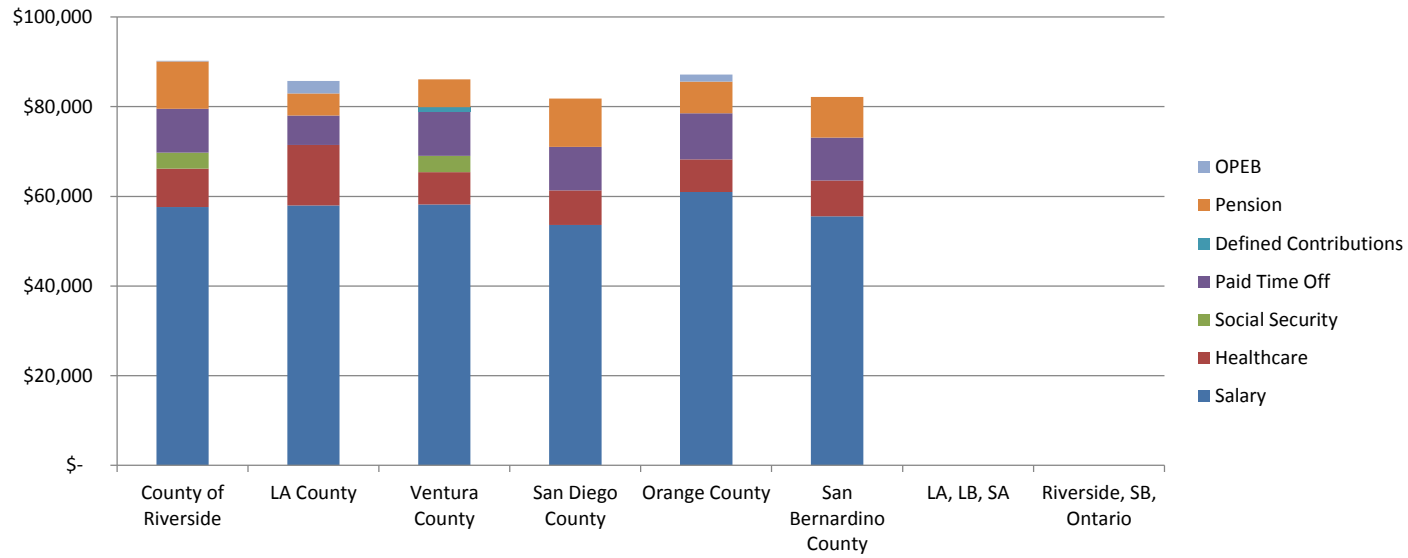
**SAFETY COORDINATOR - C**

							BLS DATA	
	County of Riverside	LA County	Ventura County	San Diego County	Orange County	San Bernardino County	LA, LB, SA	Riverside, SB, Ontario
Salary	\$ 75,020	\$ 76,616	\$ 69,051	\$ 73,070	\$ 76,603	\$ 72,738	\$ 104,774	\$ 93,689
Healthcare	\$ 9,767	\$ 13,462	\$ 7,222	\$ 8,346	\$ 7,252	\$ 7,976	\$ 8,963	\$ 8,151
Social Security	\$ 4,651	\$ -	\$ 4,281	\$ -	\$ -	\$ -	\$ 6,496	\$ 5,809
Paid Time Off	\$ 12,696	\$ 9,661	\$ 11,689	\$ 13,771	\$ 12,932	\$ 12,594	\$ 5,666	\$ 5,153
Defined Contributions	\$ 1,300	\$ -	\$ 1,208	\$ -	\$ -	\$ -	\$ 824	\$ 750
Pension	\$ 13,781	\$ 6,535	\$ 7,388	\$ 14,658	\$ 8,894	\$ 11,820	\$ 3,091	\$ 2,811
OPEB	\$ 150	\$ 3,678	\$ -	\$ -	\$ 1,915	\$ -	\$ -	\$ -
Total Benefits	\$ 42,345	\$ 33,336	\$ 31,789	\$ 36,775	\$ 30,993	\$ 32,390	\$ 25,040	\$ 22,673
Total Compensation	\$ 117,365	\$ 109,952	\$ 100,841	\$ 109,845	\$ 107,596	\$ 105,128	\$ 129,814	\$ 116,362



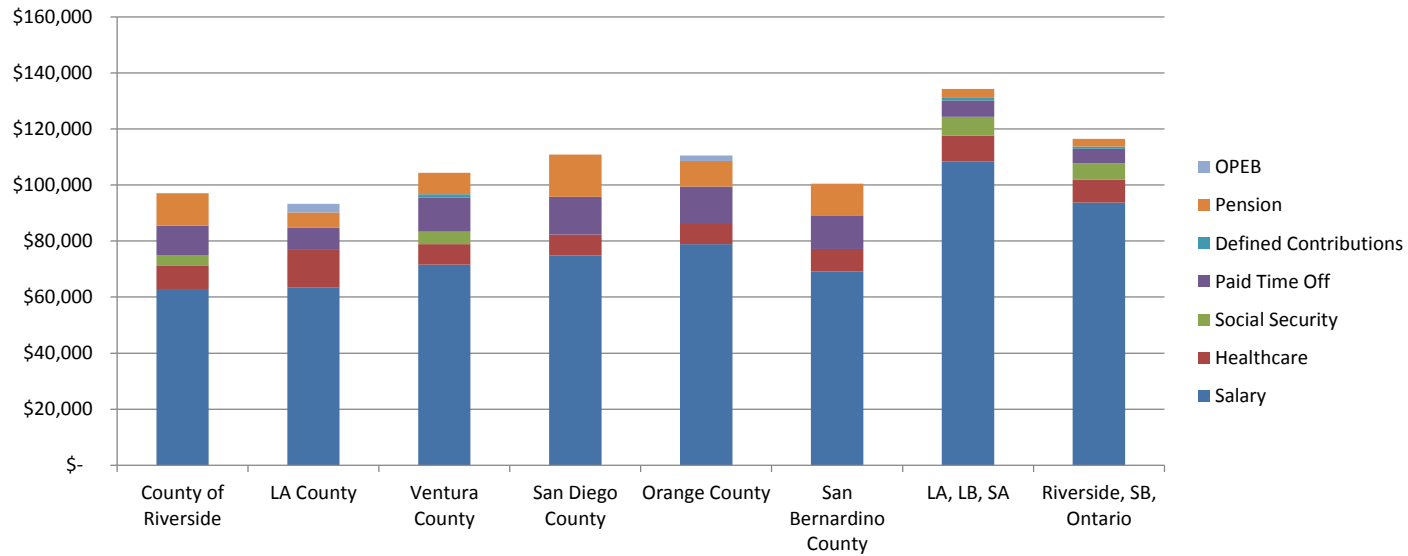
**SOCIAL SERVICES WORKER III**

	County of Riverside	LA County	Ventura County	San Diego County	Orange County	San Bernardino County	BLS DATA	
							LA, LB, SA	Riverside, SB, Ontario
Salary	\$ 57,610	\$ 57,984	\$ 58,178	\$ 53,602	\$ 60,986	\$ 55,536	\$ -	\$ -
Healthcare	\$ 8,585	\$ 13,462	\$ 7,222	\$ 7,761	\$ 7,252	\$ 7,976	\$ -	\$ -
Social Security	\$ 3,572	\$ -	\$ 3,607	\$ -	\$ -	\$ -	\$ -	\$ -
Paid Time Off	\$ 9,749	\$ 6,576	\$ 9,848	\$ 9,690	\$ 10,296	\$ 9,616	\$ -	\$ -
Defined Contributions	\$ -	\$ -	\$ 1,018	\$ -	\$ -	\$ -	\$ -	\$ -
Pension	\$ 10,583	\$ 4,946	\$ 6,225	\$ 10,752	\$ 7,081	\$ 9,025	\$ -	\$ -
OPEB	\$ 115	\$ 2,783	\$ -	\$ -	\$ 1,525	\$ -	\$ -	\$ -
Total Benefits	\$ 32,605	\$ 27,767	\$ 27,920	\$ 28,203	\$ 26,153	\$ 26,616	\$ -	\$ -
Total Compensation	\$ 90,215	\$ 85,751	\$ 86,098	\$ 81,805	\$ 87,140	\$ 82,152	\$ -	\$ -



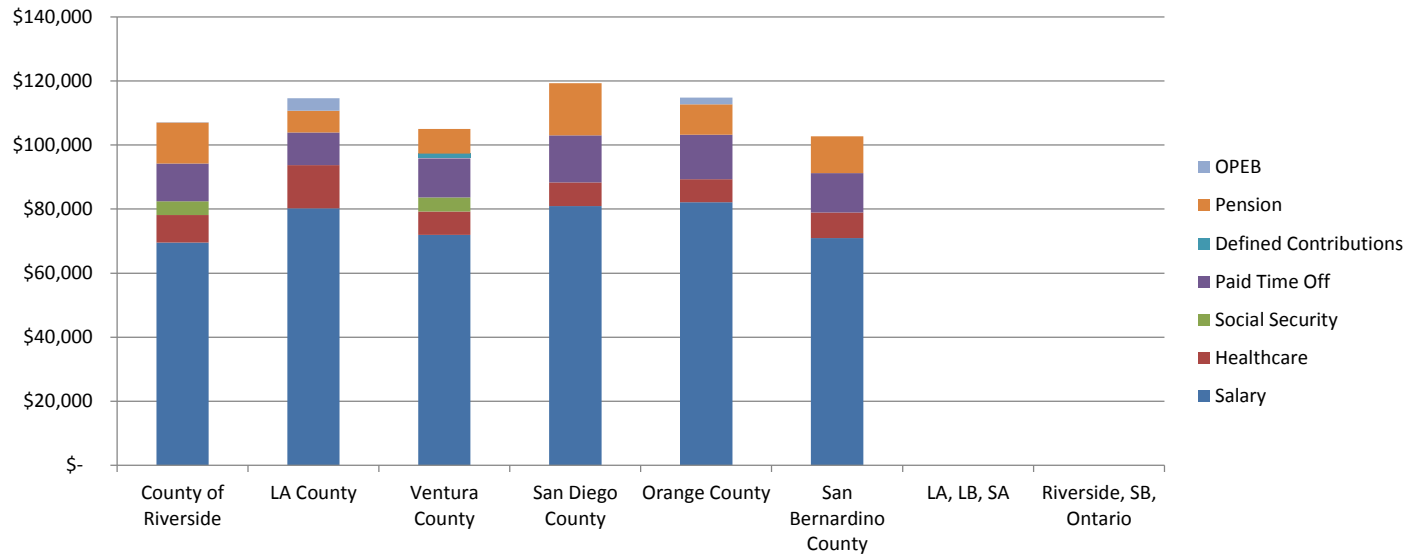
**SR ACCOUNTANT**

								BLS DATA	
	County of Riverside	LA County	Ventura County	San Diego County	Orange County	San Bernardino County	LA, LB, SA	Riverside, SB, Ontario	
Salary	\$ 62,503	\$ 63,372	\$ 71,623	\$ 74,859	\$ 78,834	\$ 69,222	\$ 108,328	\$ 93,774	
Healthcare	\$ 8,585	\$ 13,462	\$ 7,222	\$ 7,397	\$ 7,252	\$ 7,976	\$ 9,267	\$ 8,158	
Social Security	\$ 3,875	\$ -	\$ 4,441	\$ -	\$ -	\$ -	\$ 6,716	\$ 5,814	
Paid Time Off	\$ 10,577	\$ 7,991	\$ 12,122	\$ 13,532	\$ 13,309	\$ 11,985	\$ 5,858	\$ 5,158	
Defined Contributions	\$ -	\$ -	\$ 1,253	\$ -	\$ -	\$ -	\$ 852	\$ 750	
Pension	\$ 11,482	\$ 5,406	\$ 7,664	\$ 15,017	\$ 9,153	\$ 11,249	\$ 3,196	\$ 2,813	
OPEB	\$ 125	\$ 3,042	\$ -	\$ -	\$ 1,971	\$ -	\$ -	\$ -	
Total Benefits	\$ 34,645	\$ 29,901	\$ 32,702	\$ 35,946	\$ 31,685	\$ 31,210	\$ 25,889	\$ 22,693	
Total Compensation	\$ 97,148	\$ 93,273	\$ 104,325	\$ 110,805	\$ 110,519	\$ 100,433	\$ 134,217	\$ 116,467	



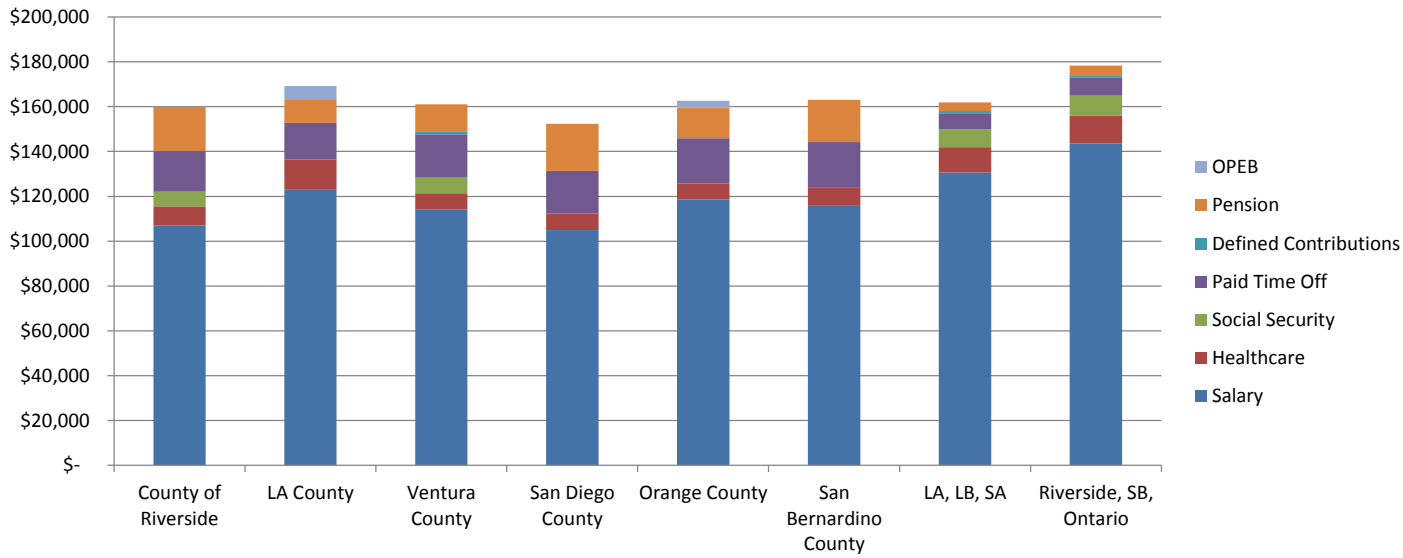
**SR APPRAISER**

	County of Riverside	LA County	Ventura County	San Diego County	Orange County	San Bernardino County	BLS DATA	
							LA, LB, SA	Riverside, SB, Ontario
Salary	\$ 69,538	\$ 80,283	\$ 71,969	\$ 80,974	\$ 82,086	\$ 70,928	\$ -	\$ -
Healthcare	\$ 8,585	\$ 13,462	\$ 7,222	\$ 7,397	\$ 7,252	\$ 7,976	\$ -	\$ -
Social Security	\$ 4,311	\$ -	\$ 4,462	\$ -	\$ -	\$ -	\$ -	\$ -
Paid Time Off	\$ 11,768	\$ 10,124	\$ 12,182	\$ 14,638	\$ 13,858	\$ 12,281	\$ -	\$ -
Defined Contributions	\$ -	\$ -	\$ 1,439	\$ -	\$ -	\$ -	\$ -	\$ -
Pension	\$ 12,774	\$ 6,848	\$ 7,701	\$ 16,243	\$ 9,530	\$ 11,526	\$ -	\$ -
OPEB	\$ 139	\$ 3,854	\$ -	\$ -	\$ 2,052	\$ -	\$ -	\$ -
Total Benefits	\$ 37,578	\$ 34,288	\$ 33,006	\$ 38,278	\$ 32,693	\$ 31,783	\$ -	\$ -
Total Compensation	\$ 107,116	\$ 114,571	\$ 104,976	\$ 119,253	\$ 114,779	\$ 102,711	\$ -	\$ -



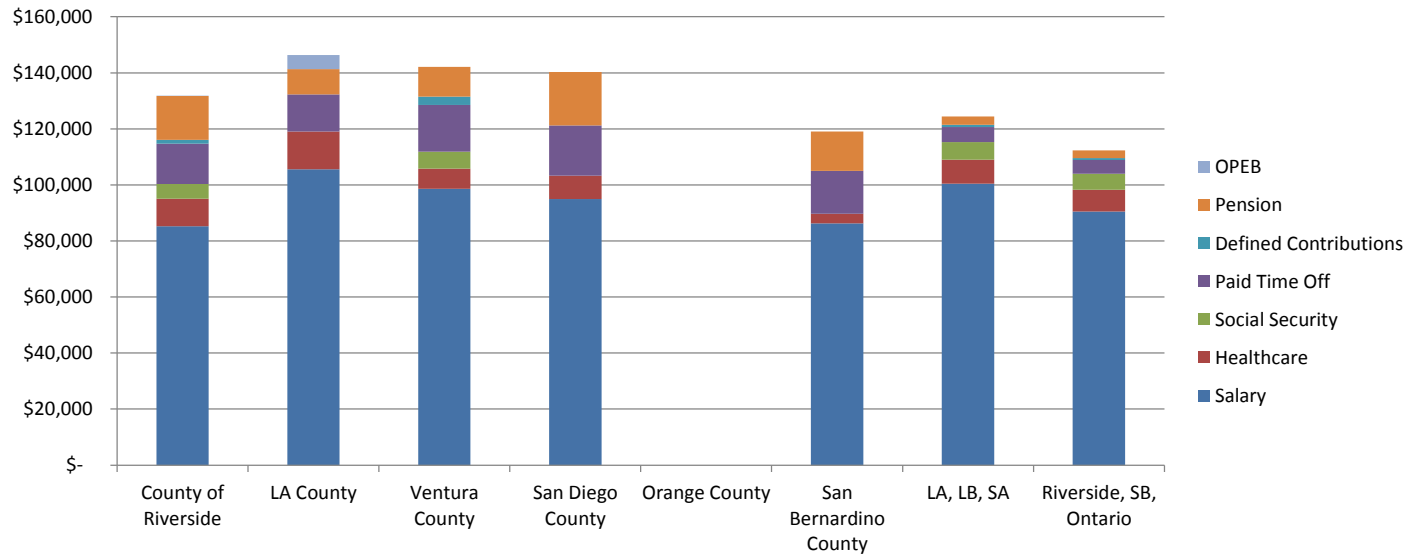
**SR CIVIL ENGINEER**

								BLS DATA	
	County of Riverside	LA County	Ventura County	San Diego County	Orange County	San Bernardino County	LA, LB, SA	Riverside, SB, Ontario	
Salary	\$ 106,918	\$ 122,988	\$ 114,073	\$ 104,957	\$ 118,574	\$ 116,106	\$ 130,666	\$ 143,569	
Healthcare	\$ 8,585	\$ 13,462	\$ 7,222	\$ 7,397	\$ 7,252	\$ 7,976	\$ 11,178	\$ 12,491	
Social Security	\$ 6,622	\$ -	\$ 7,073	\$ -	\$ -	\$ -	\$ 8,101	\$ 8,901	
Paid Time Off	\$ 18,094	\$ 16,373	\$ 19,308	\$ 18,973	\$ 20,018	\$ 20,103	\$ 7,066	\$ 7,896	
Defined Contributions	\$ -	\$ -	\$ 1,141	\$ -	\$ -	\$ -	\$ 1,028	\$ 1,149	
Pension	\$ 19,641	\$ 10,491	\$ 12,206	\$ 21,054	\$ 13,766	\$ 18,867	\$ 3,854	\$ 4,307	
OPEB	\$ 214	\$ 5,903	\$ -	\$ -	\$ 2,964	\$ -	\$ -	\$ -	
Total Benefits	\$ 53,155	\$ 46,229	\$ 46,949	\$ 47,424	\$ 44,001	\$ 46,946	\$ 31,228	\$ 34,744	
Total Compensation	\$ 160,073	\$ 169,217	\$ 161,022	\$ 152,381	\$ 162,575	\$ 163,052	\$ 161,894	\$ 178,313	



**SR HUMAN RESOURCES ANALYST**

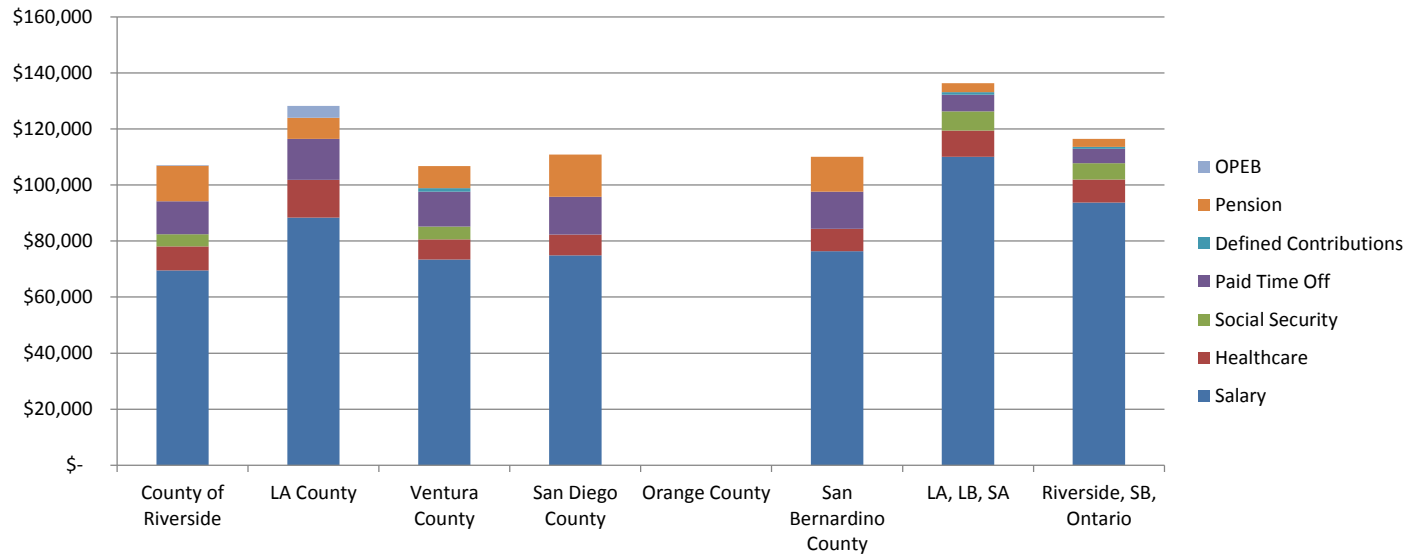
	County of Riverside	LA County	Ventura County	San Diego County	Orange County	San Bernardino County	BLS DATA	
							LA, LB, SA	Riverside, SB, Ontario
Salary	\$ 85,253	\$ 105,557	\$ 98,568	\$ 94,952	\$ -	\$ 86,320	\$ 100,416	\$ 90,453
Healthcare	\$ 9,767	\$ 13,462	\$ 7,222	\$ 8,346	\$ -	\$ 3,424	\$ 8,590	\$ 7,869
Social Security	\$ 5,286	\$ -	\$ 6,111	\$ -	\$ -	\$ -	\$ 6,226	\$ 5,608
Paid Time Off	\$ 14,427	\$ 13,311	\$ 16,685	\$ 17,895	\$ -	\$ 15,270	\$ 5,431	\$ 4,975
Defined Contributions	\$ 1,300	\$ -	\$ 2,957	\$ -	\$ -	\$ -	\$ 790	\$ 724
Pension	\$ 15,661	\$ 9,004	\$ 10,547	\$ 19,047	\$ -	\$ 14,027	\$ 2,962	\$ 2,714
OPEB	\$ 171	\$ 5,067	\$ -	\$ -	\$ -	\$ -	\$ -	\$ -
Total Benefits	\$ 46,611	\$ 40,844	\$ 43,522	\$ 45,288	\$ -	\$ 32,720	\$ 23,999	\$ 21,890
Total Compensation	\$ 131,864	\$ 146,401	\$ 142,091	\$ 140,240	\$ -	\$ 119,040	\$ 124,415	\$ 112,342





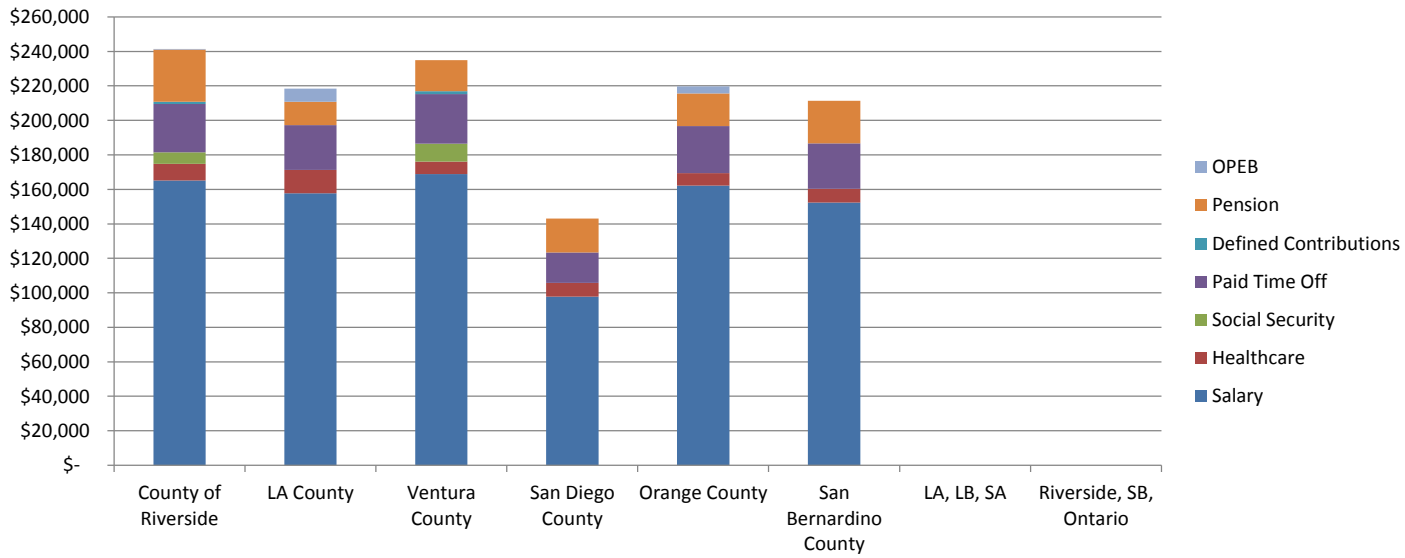
**SUPV ACCOUNTANT**

								BLS DATA	
	County of Riverside	LA County	Ventura County	San Diego County	Orange County	San Bernardino County	LA, LB, SA	Riverside, SB, Ontario	
Salary	\$ 69,491	\$ 88,389	\$ 73,414	\$ 74,859	\$ -	\$ 76,419	\$ 110,041	\$ 93,774	
Healthcare	\$ 8,585	\$ 13,462	\$ 7,222	\$ 7,397	\$ -	\$ 7,976	\$ 9,414	\$ 8,158	
Social Security	\$ 4,308	\$ -	\$ 4,552	\$ -	\$ -	\$ -	\$ 6,823	\$ 5,814	
Paid Time Off	\$ 11,760	\$ 14,618	\$ 12,428	\$ 13,532	\$ -	\$ 13,232	\$ 5,951	\$ 5,158	
Defined Contributions	\$ -	\$ -	\$ 1,285	\$ -	\$ -	\$ -	\$ 866	\$ 750	
Pension	\$ 12,765	\$ 7,540	\$ 7,855	\$ 15,017	\$ -	\$ 12,418	\$ 3,246	\$ 2,813	
OPEB	\$ 139	\$ 4,243	\$ -	\$ -	\$ -	\$ -	\$ -	\$ -	
Total Benefits	\$ 37,558	\$ 39,862	\$ 33,342	\$ 35,946	\$ -	\$ 33,626	\$ 26,299	\$ 22,693	
Total Compensation	\$ 107,049	\$ 128,251	\$ 106,756	\$ 110,805	\$ -	\$ 110,045	\$ 136,340	\$ 116,467	



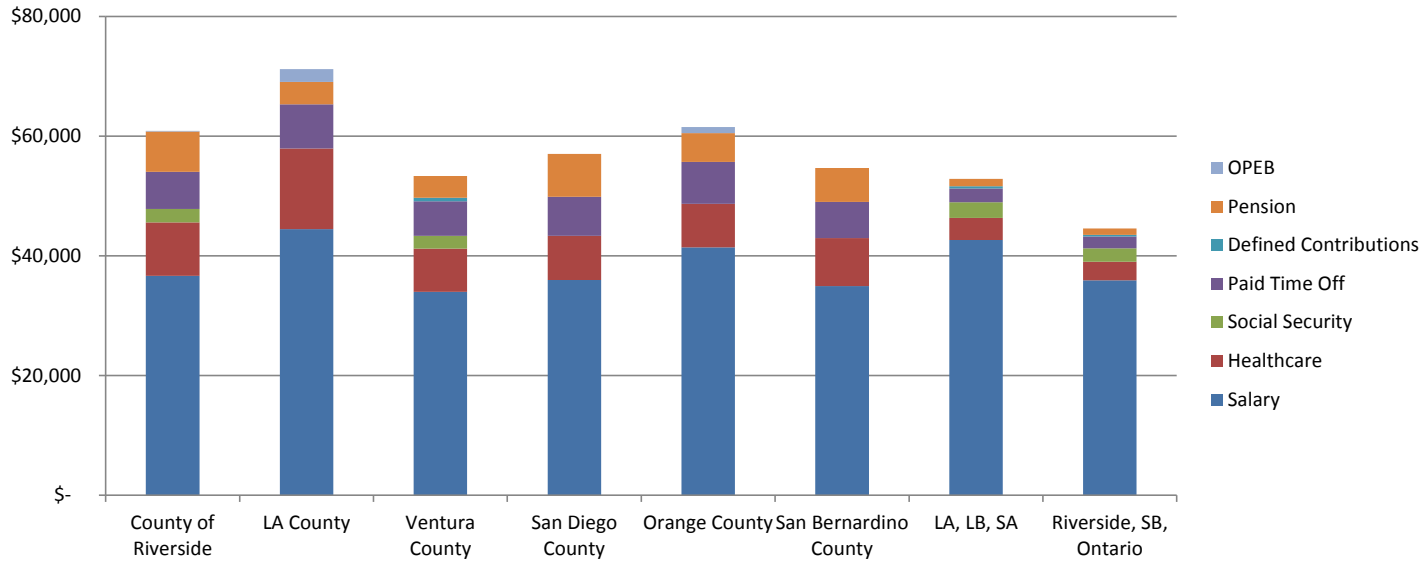
**SUPV DEP DISTRICT ATTORNEY**

							BLS DATA	
	County of Riverside	LA County	Ventura County	San Diego County	Orange County	San Bernardino County	LA, LB, SA	Riverside, SB, Ontario
Salary	\$ 165,089	\$ 157,762	\$ 168,889	\$ 97,718	\$ 162,150	\$ 152,318	\$ -	\$ -
Healthcare	\$ 9,767	\$ 13,462	\$ 7,222	\$ 8,099	\$ 7,252	\$ 7,976	\$ -	\$ -
Social Security	\$ 6,622	\$ -	\$ 10,471	\$ -	\$ -	\$ -	\$ -	\$ -
Paid Time Off	\$ 27,938	\$ 26,091	\$ 28,589	\$ 17,664	\$ 27,375	\$ 26,373	\$ -	\$ -
Defined Contributions	\$ 1,300	\$ -	\$ 1,689	\$ -	\$ -	\$ -	\$ -	\$ -
Pension	\$ 30,327	\$ 13,457	\$ 18,071	\$ 19,602	\$ 18,826	\$ 24,752	\$ -	\$ -
OPEB	\$ 330	\$ 7,573	\$ -	\$ -	\$ 4,054	\$ -	\$ -	\$ -
Total Benefits	\$ 76,283	\$ 60,583	\$ 66,042	\$ 45,366	\$ 57,507	\$ 59,101	\$ -	\$ -
Total Compensation	\$ 241,372	\$ 218,345	\$ 234,931	\$ 143,084	\$ 219,657	\$ 211,419	\$ -	\$ -



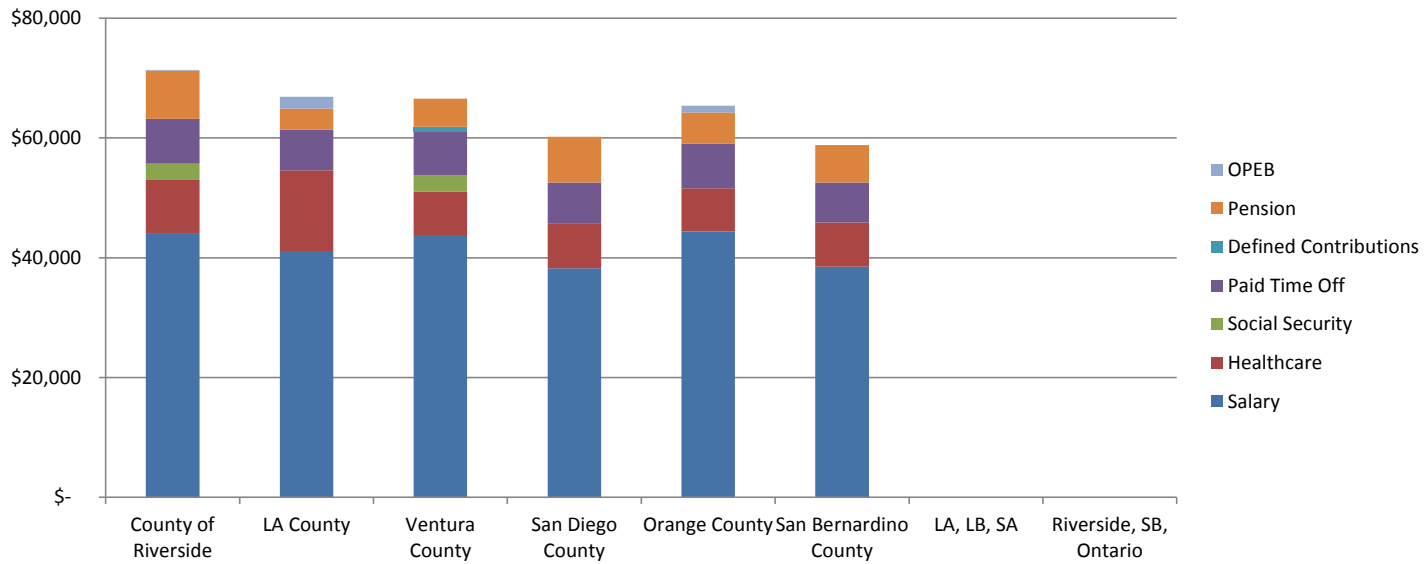
**CERTIFIED MEDICAL ASSISTANT**

								BLS DATA	
	County of Riverside	LA County	Ventura County	San Diego County	Orange County	San Bernardino County	LA, LB, SA	Riverside, SB, Ontario	
Salary	\$ 36,680	\$ 44,469	\$ 33,999	\$ 35,942	\$ 41,429	\$ 34,965	\$ 42,667	\$ 35,898	
Healthcare	\$ 8,877	\$ 13,462	\$ 7,222	\$ 7,397	\$ 7,252	\$ 7,976	\$ 3,650	\$ 3,123	
Social Security	\$ 2,274	\$ -	\$ 2,108	\$ -	\$ -	\$ -	\$ 2,645	\$ 2,226	
Paid Time Off	\$ 6,207	\$ 7,354	\$ 5,757	\$ 6,497	\$ 6,994	\$ 6,054	\$ 2,307	\$ 1,974	
Defined Contributions	\$ -	\$ -	\$ 595	\$ -	\$ -	\$ -	\$ 336	\$ 287	
Pension	\$ 6,738	\$ 3,793	\$ 3,638	\$ 7,210	\$ 4,810	\$ 5,682	\$ 1,259	\$ 1,077	
OPEB	\$ 73	\$ 2,135	\$ -	\$ -	\$ 1,036	\$ -	\$ -	\$ -	
Total Benefits	\$ 24,170	\$ 26,744	\$ 19,320	\$ 21,104	\$ 20,092	\$ 19,712	\$ 10,197	\$ 8,687	
Total Compensation	\$ 60,850	\$ 71,213	\$ 53,318	\$ 57,047	\$ 61,521	\$ 54,677	\$ 52,864	\$ 44,585	



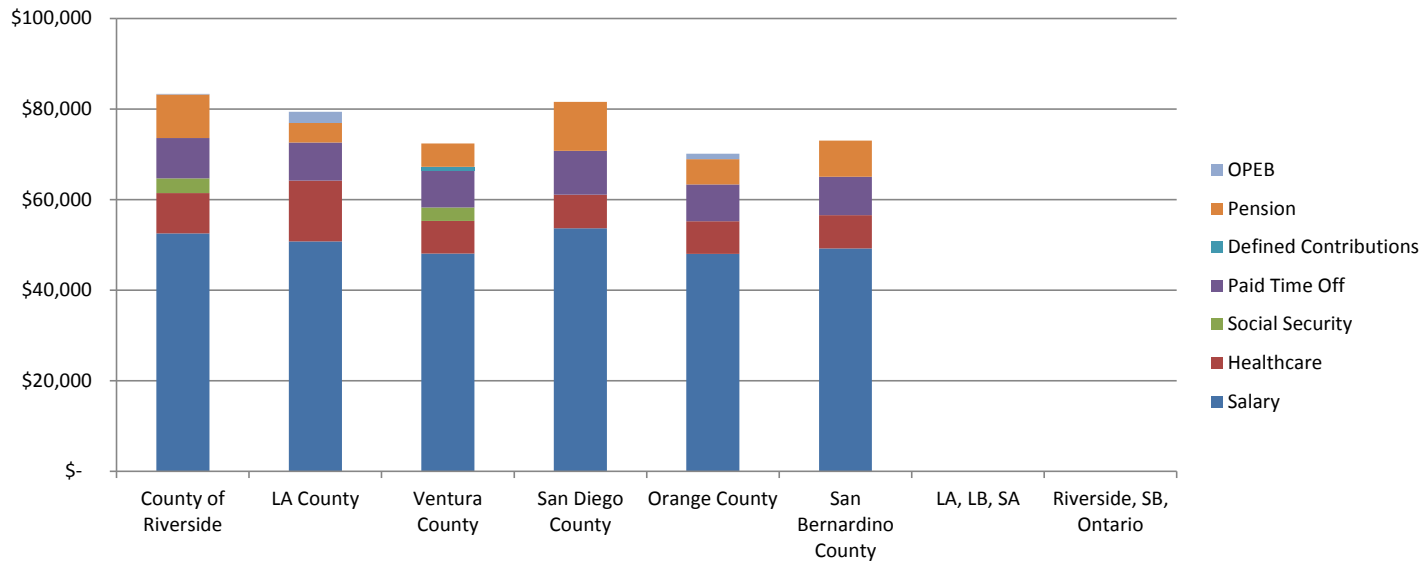
**CHILD SUPPORT INTERVIEWER**

	County of Riverside	LA County	Ventura County	San Diego County	Orange County	San Bernardino County	BLS DATA	
							LA, LB, SA	Riverside, SB, Ontario
Salary	\$ 44,104	\$ 41,140	\$ 43,779	\$ 38,251	\$ 44,369	\$ 38,522	-	-
Healthcare	\$ 8,877	\$ 13,462	\$ 7,222	\$ 7,397	\$ 7,252	\$ 7,348	-	-
Social Security	\$ 2,734	\$ -	\$ 2,714	\$ -	\$ -	\$ -	\$ -	\$ -
Paid Time Off	\$ 7,464	\$ 6,804	\$ 7,411	\$ 6,915	\$ 7,491	\$ 6,670	-	-
Defined Contributions	\$ -	\$ -	\$ 766	\$ -	\$ -	\$ -	-	-
Pension	\$ 8,102	\$ 3,509	\$ 4,684	\$ 7,673	\$ 5,151	\$ 6,260	-	-
OPEB	\$ 88	\$ 1,975	\$ -	\$ -	\$ 1,109	\$ -	\$ -	\$ -
Total Benefits	\$ 27,266	\$ 25,750	\$ 22,798	\$ 21,985	\$ 21,003	\$ 20,278	\$ -	\$ -
Total Compensation	\$ 71,370	\$ 66,890	\$ 66,577	\$ 60,236	\$ 65,372	\$ 58,799	\$ -	\$ -



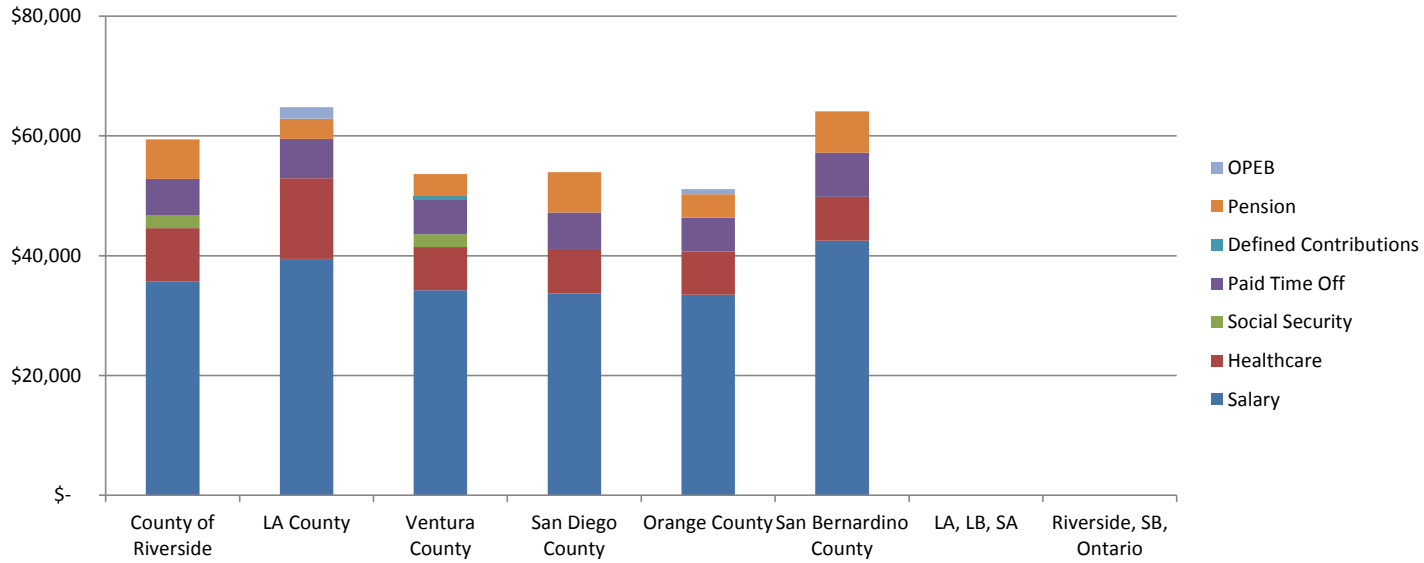
**CHILD SUPPORT SPECIALIST**

	County of Riverside	LA County	Ventura County	San Diego County	Orange County	San Bernardino County	BLS DATA	
							LA, LB, SA	Riverside, SB, Ontario
Salary	\$ 52,546	\$ 50,752	\$ 48,047	\$ 53,685	\$ 47,976	\$ 49,171	-	-
Healthcare	\$ 8,877	\$ 13,462	\$ 7,222	\$ 7,397	\$ 7,252	\$ 7,348	-	-
Social Security	\$ 3,258	\$ -	\$ 2,979	\$ -	\$ -	\$ -	\$ -	\$ -
Paid Time Off	\$ 8,892	\$ 8,394	\$ 8,133	\$ 9,705	\$ 8,100	\$ 8,514	-	-
Defined Contributions	\$ -	\$ -	\$ 841	\$ -	\$ -	\$ -	-	-
Pension	\$ 9,653	\$ 4,329	\$ 5,141	\$ 10,769	\$ 5,570	\$ 7,990	-	-
OPEB	\$ 105	\$ 2,436	\$ -	\$ -	\$ 1,199	\$ -	\$ -	\$ -
Total Benefits	\$ 30,786	\$ 28,621	\$ 24,316	\$ 27,871	\$ 22,121	\$ 23,852	\$ -	\$ -
Total Compensation	\$ 83,332	\$ 79,373	\$ 72,363	\$ 81,556	\$ 70,097	\$ 73,023	\$ -	\$ -



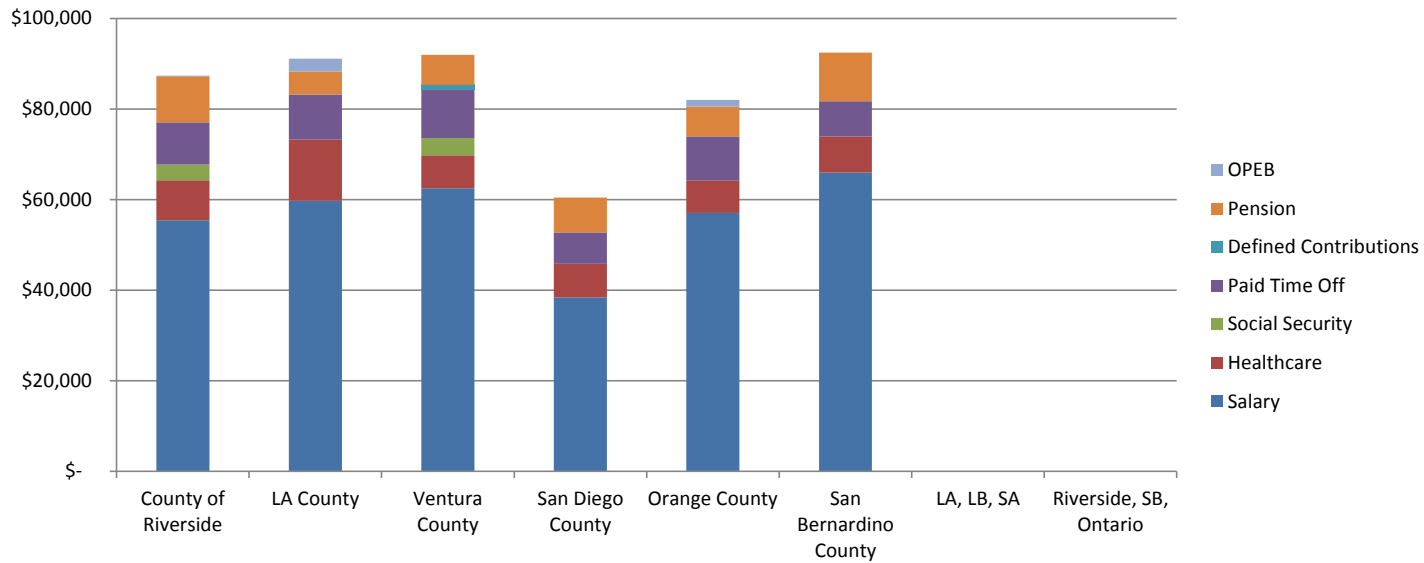
**COMMUNITY SERVICES ASSISTANT**

	County of Riverside	LA County	Ventura County	San Diego County	Orange County	San Bernardino County	BLS DATA	
							LA, LB, SA	Riverside, SB, Ontario
Salary	\$ 35,716	\$ 39,469	\$ 34,233	\$ 33,716	\$ 33,468	\$ 42,494	-	-
Healthcare	\$ 8,877	\$ 13,462	\$ 7,222	\$ 7,397	\$ 7,252	\$ 7,348	-	-
Social Security	\$ 2,214	\$ -	\$ 2,122	\$ -	\$ -	\$ -	\$ -	\$ -
Paid Time Off	\$ 6,044	\$ 6,591	\$ 5,795	\$ 6,095	\$ 5,664	\$ 7,358	-	-
Defined Contributions	\$ -	\$ -	\$ 599	\$ -	\$ -	\$ -	-	-
Pension	\$ 6,561	\$ 3,367	\$ 3,663	\$ 6,763	\$ 3,886	\$ 6,905	-	-
OPEB	\$ 71	\$ 1,895	\$ -	\$ -	\$ 837	\$ -	\$ -	\$ -
Total Benefits	\$ 23,768	\$ 25,314	\$ 19,402	\$ 20,255	\$ 17,638	\$ 21,611	\$ -	\$ -
Total Compensation	\$ 59,484	\$ 64,783	\$ 53,634	\$ 53,971	\$ 51,106	\$ 64,106	\$ -	\$ -



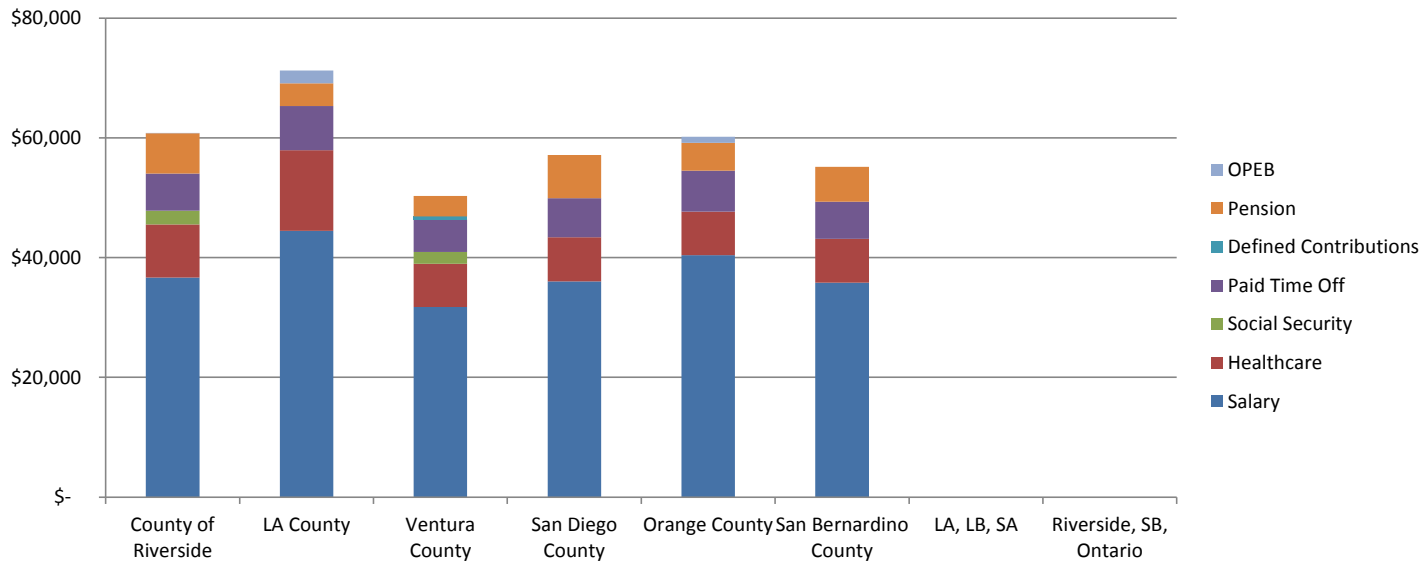
**COMMUNITY SERVICES OFFICER II**

	County of Riverside	LA County	Ventura County	San Diego County	Orange County	San Bernardino County	BLS DATA	
							LA, LB, SA	Riverside, SB, Ontario
Salary	\$ 55,380	\$ 59,725	\$ 62,504	\$ 38,397	\$ 57,025	\$ 65,915	-	-
Healthcare	\$ 8,877	\$ 13,462	\$ 7,222	\$ 7,397	\$ 7,252	\$ 7,976	-	-
Social Security	\$ 3,434	\$ -	\$ 3,875	\$ -	\$ -	\$ -	\$ -	\$ -
Paid Time Off	\$ 9,372	\$ 9,974	\$ 10,580	\$ 6,941	\$ 9,627	\$ 7,811	-	-
Defined Contributions	\$ -	\$ -	\$ 1,094	\$ -	\$ -	\$ -	-	-
Pension	\$ 10,173	\$ 5,095	\$ 6,688	\$ 7,702	\$ 6,621	\$ 10,711	-	-
OPEB	\$ 111	\$ 2,867	\$ -	\$ -	\$ 1,426	\$ -	\$ -	\$ -
Total Benefits	\$ 31,967	\$ 31,397	\$ 29,459	\$ 22,040	\$ 24,926	\$ 26,499	\$ -	\$ -
Total Compensation	\$ 87,347	\$ 91,122	\$ 91,963	\$ 60,437	\$ 81,950	\$ 92,414	\$ -	\$ -



**HEALTH SERVICES ASSISTANT**

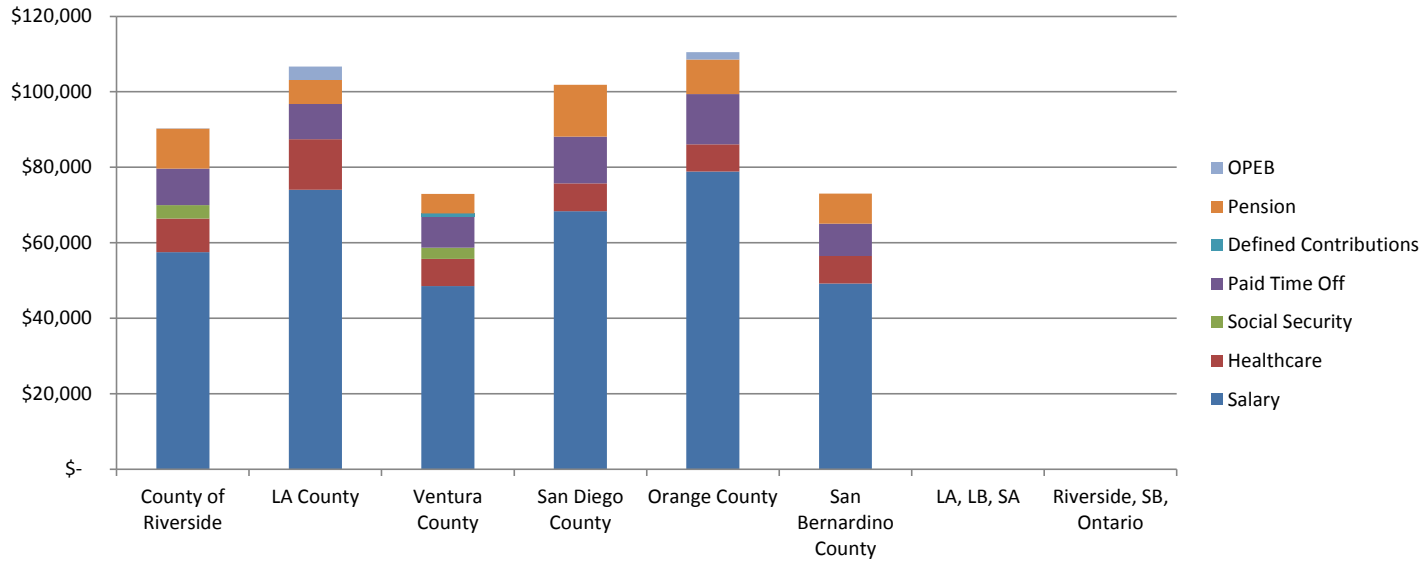
	County of Riverside	LA County	Ventura County	San Diego County	Orange County	San Bernardino County	BLS DATA	
							LA, LB, SA	Riverside, SB, Ontario
Salary	\$ 36,680	\$ 44,469	\$ 31,772	\$ 36,026	\$ 40,428	\$ 35,818	-	-
Healthcare	\$ 8,877	\$ 13,462	\$ 7,222	\$ 7,397	\$ 7,252	\$ 7,348	-	-
Social Security	\$ 2,274	\$ -	\$ 1,970	\$ -	\$ -	\$ -	\$ -	\$ -
Paid Time Off	\$ 6,207	\$ 7,426	\$ 5,376	\$ 6,512	\$ 6,825	\$ 6,202	-	-
Defined Contributions	\$ -	\$ -	\$ 556	\$ -	\$ -	\$ -	-	-
Pension	\$ 6,738	\$ 3,793	\$ 3,400	\$ 7,227	\$ 4,694	\$ 5,820	-	-
OPEB	\$ 73	\$ 2,135	\$ -	\$ -	\$ 1,011	\$ -	\$ -	\$ -
Total Benefits	\$ 24,170	\$ 26,816	\$ 18,524	\$ 21,136	\$ 19,782	\$ 19,370	\$ -	\$ -
Total Compensation	\$ 60,850	\$ 71,284	\$ 50,296	\$ 57,162	\$ 60,210	\$ 55,188	\$ -	\$ -





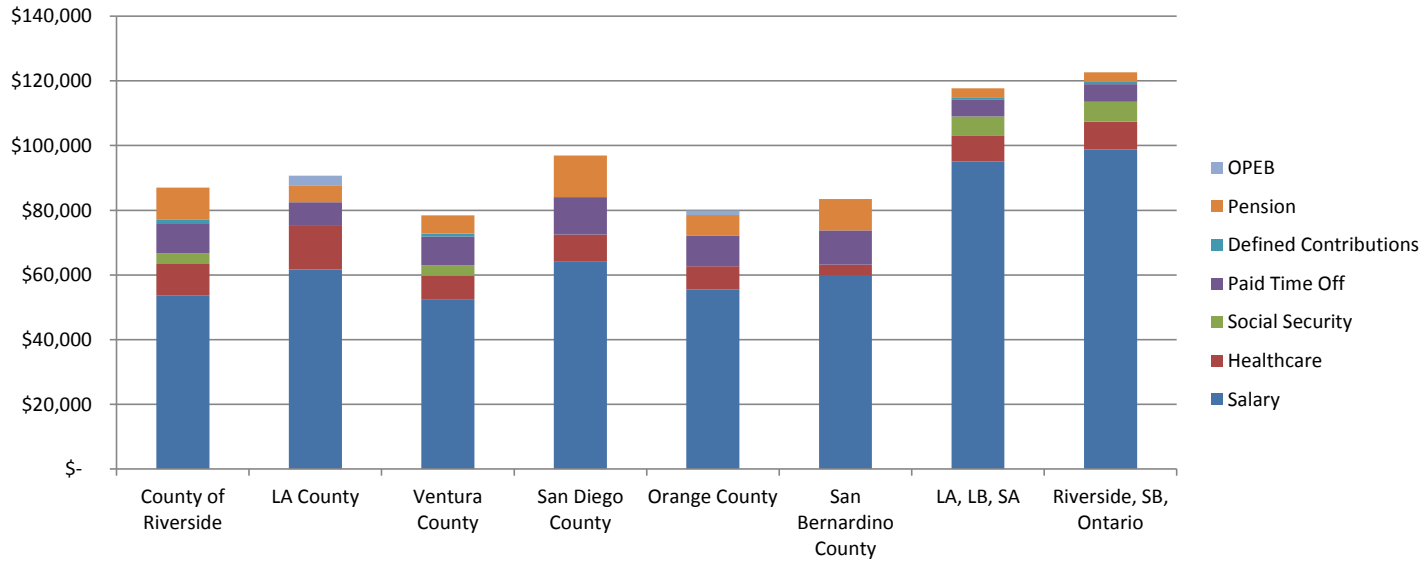
**INVESTIGATIVE TECH II**

	County of Riverside	LA County	Ventura County	San Diego County	Orange County	San Bernardino County	BLS DATA	
							LA, LB, SA	Riverside, SB, Ontario
Salary	\$ 57,497	\$ 74,013	\$ 48,473	\$ 68,370	\$ 78,834	\$ 49,171	-	-
Healthcare	\$ 8,877	\$ 13,462	\$ 7,222	\$ 7,397	\$ 7,252	\$ 7,348	-	-
Social Security	\$ 3,565	\$ -	\$ 3,005	\$ -	\$ -	\$ -	\$ -	\$ -
Paid Time Off	\$ 9,730	\$ 9,333	\$ 8,203	\$ 12,359	\$ 13,309	\$ 8,514	-	-
Defined Contributions	\$ -	\$ -	\$ 848	\$ -	\$ -	\$ -	-	-
Pension	\$ 10,562	\$ 6,313	\$ 5,187	\$ 13,715	\$ 9,153	\$ 7,990	-	-
OPEB	\$ 115	\$ 3,553	\$ -	\$ -	\$ 1,971	\$ -	\$ -	\$ -
Total Benefits	\$ 32,850	\$ 32,661	\$ 24,466	\$ 33,471	\$ 31,685	\$ 23,852	\$ -	\$ -
Total Compensation	\$ 90,347	\$ 106,673	\$ 72,939	\$ 101,841	\$ 110,519	\$ 73,023	\$ -	\$ -



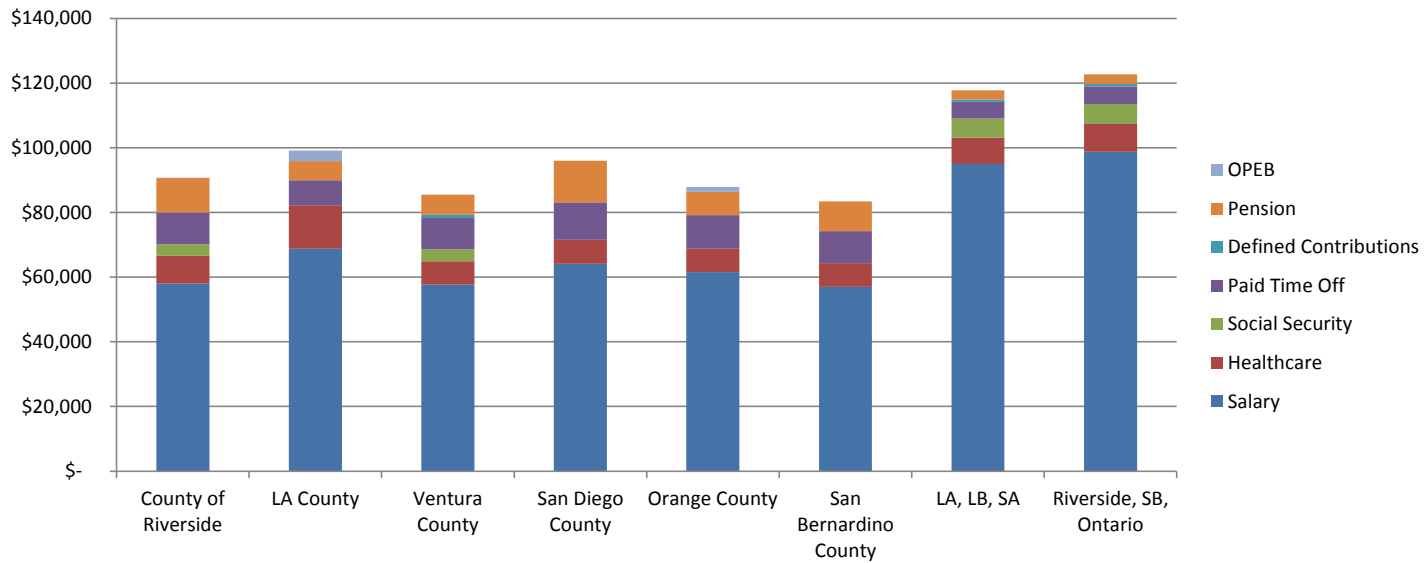
**PARALEGAL I - C**

								BLS DATA	
	County of Riverside	LA County	Ventura County	San Diego County	Orange County	San Bernardino County	LA, LB, SA	Riverside, SB, Ontario	
Salary	\$ 53,603	\$ 61,676	\$ 52,522	\$ 64,126	\$ 55,461	\$ 59,758	\$ 95,001	\$ 98,787	
Healthcare	\$ 9,767	\$ 13,462	\$ 7,222	\$ 8,346	\$ 7,252	\$ 3,424	\$ 8,127	\$ 8,594	
Social Security	\$ 3,323	\$ -	\$ 3,256	\$ -	\$ -	\$ -	\$ 5,890	\$ 6,125	
Paid Time Off	\$ 9,071	\$ 7,373	\$ 8,890	\$ 11,592	\$ 9,363	\$ 10,571	\$ 5,138	\$ 5,433	
Defined Contributions	\$ 1,300	\$ -	\$ 919	\$ -	\$ -	\$ -	\$ 747	\$ 790	
Pension	\$ 9,847	\$ 5,261	\$ 5,620	\$ 12,864	\$ 6,439	\$ 9,711	\$ 2,802	\$ 2,964	
OPEB	\$ 107	\$ 2,960	\$ -	\$ -	\$ 1,387	\$ -	\$ -	\$ -	
Total Benefits	\$ 33,415	\$ 29,056	\$ 25,908	\$ 32,802	\$ 24,441	\$ 23,706	\$ 22,704	\$ 23,907	
Total Compensation	\$ 87,018	\$ 90,732	\$ 78,429	\$ 96,928	\$ 79,902	\$ 83,464	\$ 117,705	\$ 122,694	



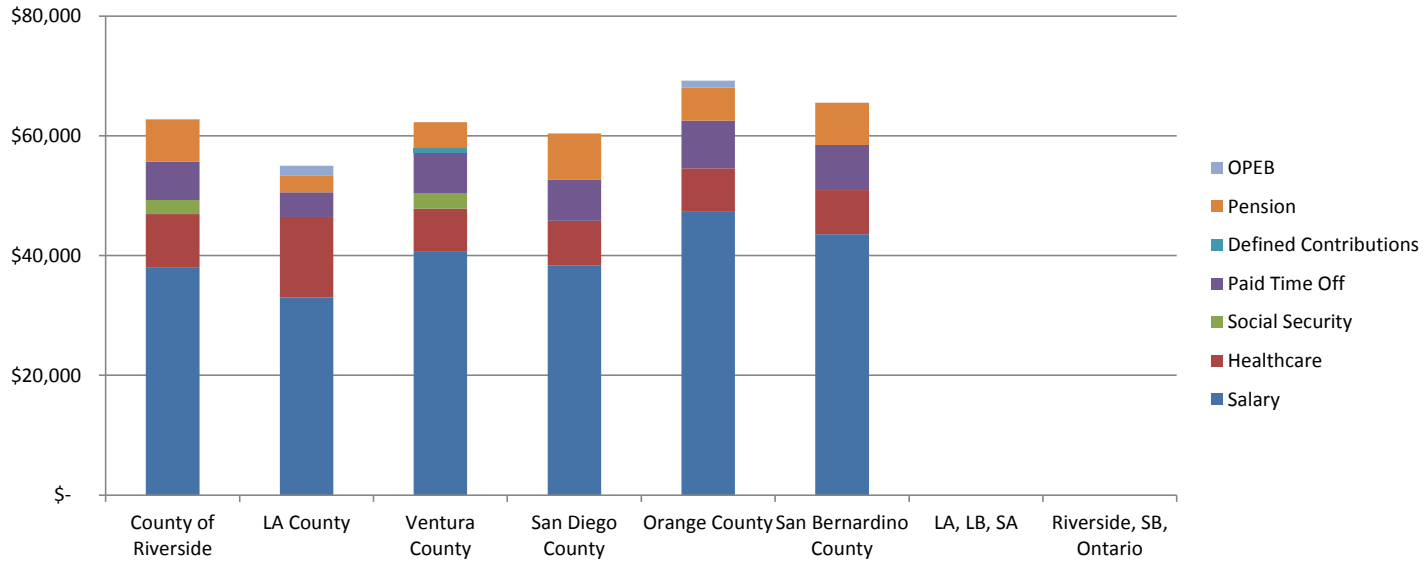
**PARALEGAL II**

	County of Riverside	LA County	Ventura County	San Diego County	Orange County	San Bernardino County	BLS DATA	
							LA, LB, SA	Riverside, SB, Ontario
Salary	\$ 57,981	\$ 68,735	\$ 57,719	\$ 64,126	\$ 61,549	\$ 56,971	\$ 95,001	\$ 98,787
Healthcare	\$ 8,585	\$ 13,462	\$ 7,222	\$ 7,397	\$ 7,252	\$ 7,348	\$ 8,127	\$ 8,594
Social Security	\$ 3,595	\$ -	\$ 3,579	\$ -	\$ -	\$ -	\$ 5,890	\$ 6,125
Paid Time Off	\$ 9,812	\$ 7,779	\$ 9,770	\$ 11,592	\$ 10,391	\$ 9,864	\$ 5,138	\$ 5,433
Defined Contributions	\$ -	\$ -	\$ 1,010	\$ -	\$ -	\$ -	\$ 747	\$ 790
Pension	\$ 10,651	\$ 5,863	\$ 6,176	\$ 12,864	\$ 7,146	\$ 9,258	\$ 2,802	\$ 2,964
OPEB	\$ 116	\$ 3,299	\$ -	\$ -	\$ 1,539	\$ -	\$ -	\$ -
Total Benefits	\$ 32,759	\$ 30,404	\$ 27,757	\$ 31,853	\$ 26,328	\$ 26,470	\$ 22,704	\$ 23,907
Total Compensation	\$ 90,740	\$ 99,139	\$ 85,476	\$ 95,979	\$ 87,877	\$ 83,441	\$ 117,705	\$ 122,694



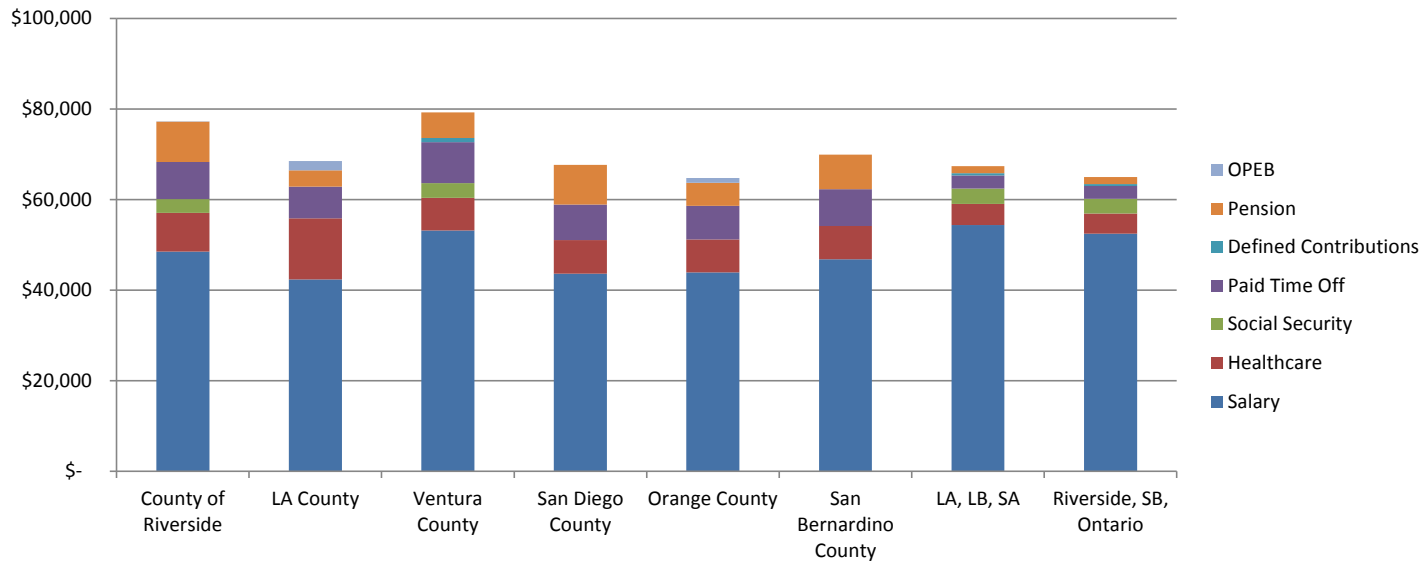
**SHERIFF SERVICE OFFICER II**

	County of Riverside	LA County	Ventura County	San Diego County	Orange County	San Bernardino County	BLS DATA	
							LA, LB, SA	Riverside, SB, Ontario
Salary	\$ 38,054	\$ 32,979	\$ 40,608	\$ 38,397	\$ 47,330	\$ 43,576	-	-
Healthcare	\$ 8,877	\$ 13,462	\$ 7,222	\$ 7,397	\$ 7,252	\$ 7,348	-	-
Social Security	\$ 2,359	\$ -	\$ 2,518	\$ -	\$ -	\$ -	\$ -	\$ -
Paid Time Off	\$ 6,440	\$ 4,157	\$ 6,873	\$ 6,941	\$ 7,990	\$ 7,545	-	-
Defined Contributions	\$ -	\$ -	\$ 711	\$ -	\$ -	\$ -	-	-
Pension	\$ 6,991	\$ 2,813	\$ 4,345	\$ 7,702	\$ 5,495	\$ 7,081	-	-
OPEB	\$ 76	\$ 1,583	\$ -	\$ -	\$ 1,183	\$ -	\$ -	\$ -
Total Benefits	\$ 24,743	\$ 22,015	\$ 21,668	\$ 22,040	\$ 21,921	\$ 21,974	\$ -	\$ -
Total Compensation	\$ 62,797	\$ 54,994	\$ 62,276	\$ 60,437	\$ 69,250	\$ 65,550	\$ -	\$ -



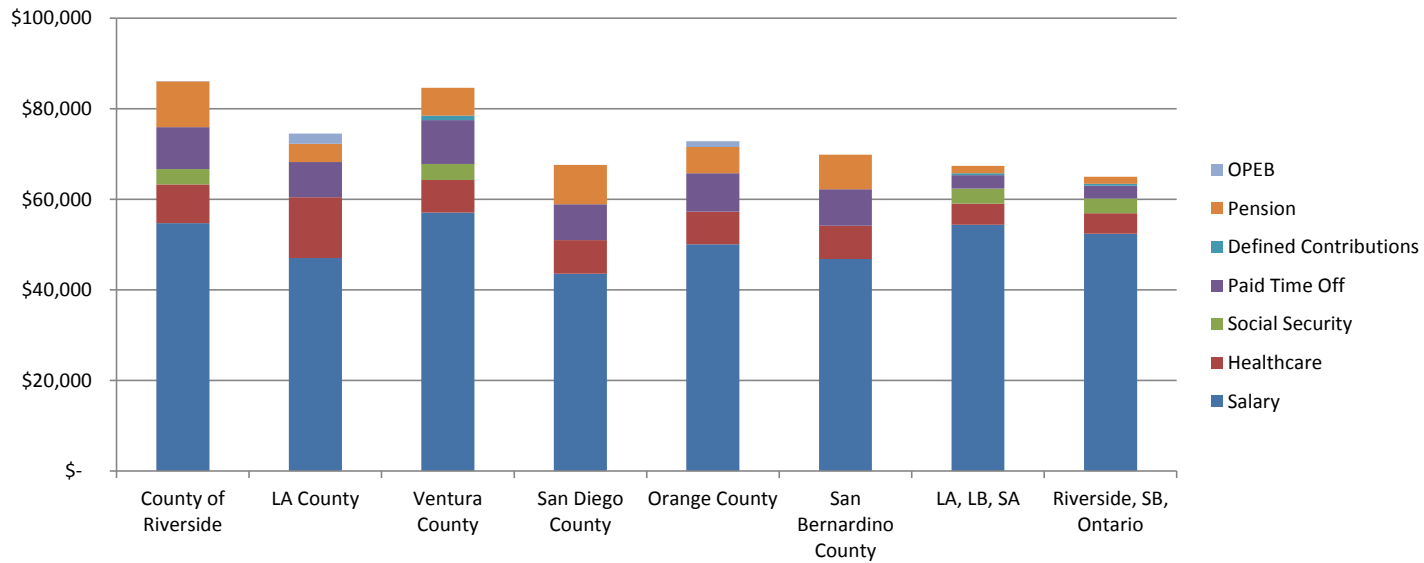
**ACCOUNTING TECHNICIAN I**

	County of Riverside	LA County	Ventura County	San Diego County	Orange County	San Bernardino County	BLS DATA	
							LA, LB, SA	Riverside, SB, Ontario
Salary	\$ 48,476	\$ 42,358	\$ 53,136	\$ 43,618	\$ 43,910	\$ 46,821	\$ 54,386	\$ 52,440
Healthcare	\$ 8,585	\$ 13,462	\$ 7,222	\$ 7,397	\$ 7,252	\$ 7,348	\$ 4,652	\$ 4,486
Social Security	\$ 3,006	\$ -	\$ 3,294	\$ -	\$ -	\$ -	\$ 3,372	\$ 3,251
Paid Time Off	\$ 8,204	\$ 7,005	\$ 8,996	\$ 7,885	\$ 7,413	\$ 8,107	\$ 2,941	\$ 2,836
Defined Contributions	\$ -	\$ -	\$ 930	\$ -	\$ -	\$ -	\$ 428	\$ 413
Pension	\$ 8,905	\$ 3,613	\$ 5,686	\$ 8,750	\$ 5,098	\$ 7,608	\$ 1,604	\$ 1,547
OPEB	\$ 97	\$ 2,033	\$ -	\$ -	\$ 1,098	\$ -	\$ -	\$ -
Total Benefits	\$ 28,796	\$ 26,114	\$ 26,128	\$ 24,031	\$ 20,861	\$ 23,063	\$ 12,998	\$ 12,533
Total Compensation	\$ 77,272	\$ 68,472	\$ 79,263	\$ 67,649	\$ 64,771	\$ 69,884	\$ 67,384	\$ 64,972



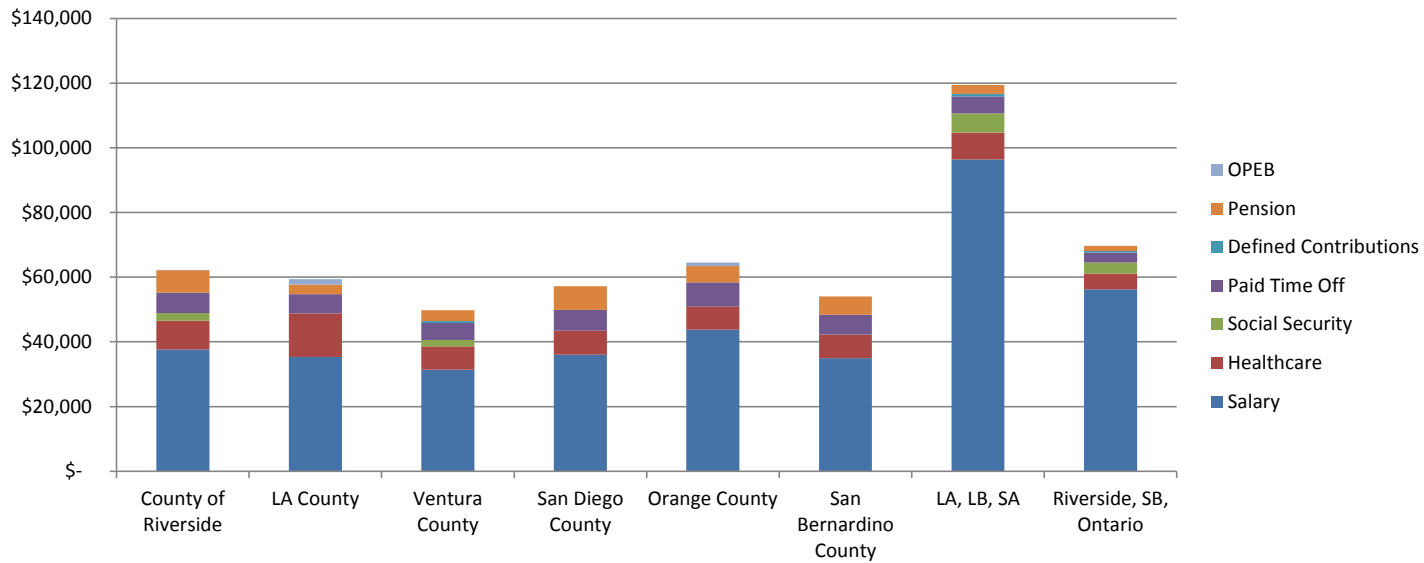
**ACCOUNTING TECHNICIAN II**

	County of Riverside	LA County	Ventura County	San Diego County	Orange County	San Bernardino County	BLS DATA	
							LA, LB, SA	Riverside, SB, Ontario
Salary	\$ 54,747	\$ 47,037	\$ 57,090	\$ 43,618	\$ 50,082	\$ 46,821	\$ 54,386	\$ 52,440
Healthcare	\$ 8,585	\$ 13,462	\$ 7,222	\$ 7,397	\$ 7,252	\$ 7,348	\$ 4,652	\$ 4,486
Social Security	\$ 3,394	\$ -	\$ 3,540	\$ -	\$ -	\$ -	\$ 3,372	\$ 3,251
Paid Time Off	\$ 9,265	\$ 7,779	\$ 9,665	\$ 7,885	\$ 8,455	\$ 8,107	\$ 2,941	\$ 2,836
Defined Contributions	\$ -	\$ -	\$ 999	\$ -	\$ -	\$ -	\$ 428	\$ 413
Pension	\$ 10,057	\$ 4,012	\$ 6,109	\$ 8,750	\$ 5,814	\$ 7,608	\$ 1,604	\$ 1,547
OPEB	\$ 109	\$ 2,258	\$ -	\$ -	\$ 1,252	\$ -	\$ -	\$ -
Total Benefits	\$ 31,411	\$ 27,511	\$ 27,534	\$ 24,031	\$ 22,774	\$ 23,063	\$ 12,998	\$ 12,533
Total Compensation	\$ 86,158	\$ 74,548	\$ 84,625	\$ 67,649	\$ 72,856	\$ 69,884	\$ 67,384	\$ 64,972



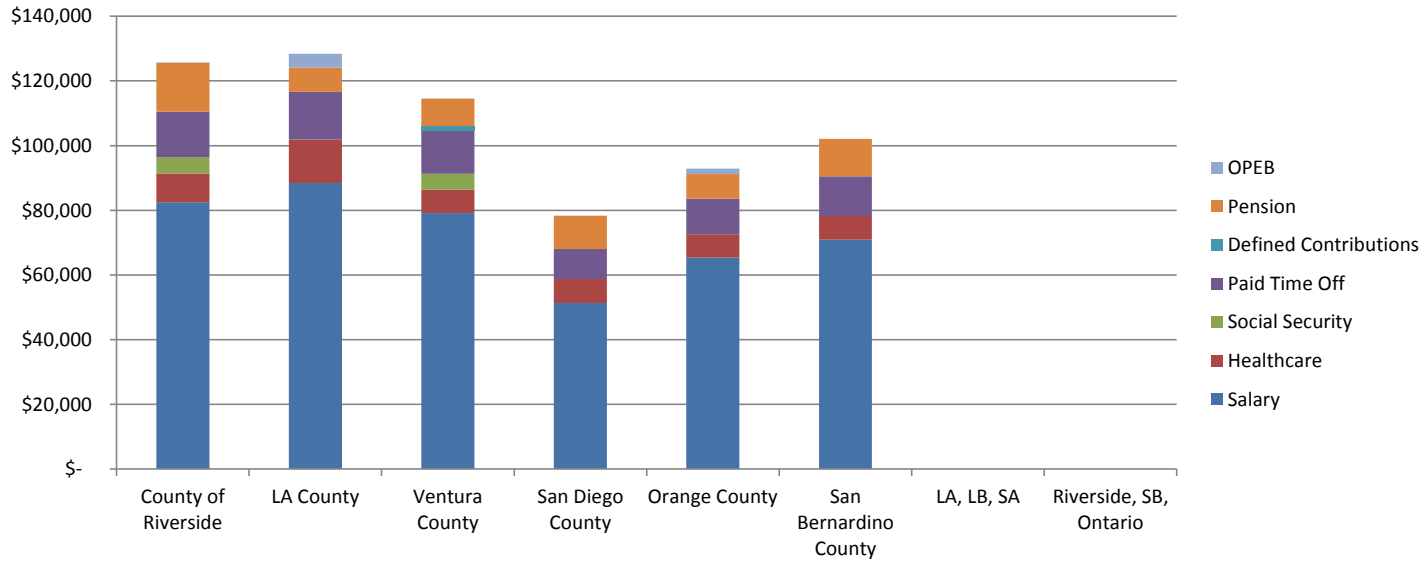
**CLINICAL LAB ASSISTANT**

	County of Riverside	LA County	Ventura County	San Diego County	Orange County	San Bernardino County	BLS DATA	
							LA, LB, SA	Riverside, SB, Ontario
Salary	\$ 37,641	\$ 35,376	\$ 31,380	\$ 36,026	\$ 43,722	\$ 34,965	\$ 96,439	\$ 56,269
Healthcare	\$ 8,877	\$ 13,462	\$ 7,222	\$ 7,397	\$ 7,252	\$ 7,348	\$ 8,250	\$ 4,814
Social Security	\$ 2,334	\$ -	\$ 1,946	\$ -	\$ -	\$ -	\$ 5,979	\$ 3,489
Paid Time Off	\$ 6,370	\$ 5,851	\$ 5,313	\$ 6,512	\$ 7,381	\$ 6,054	\$ 5,215	\$ 3,043
Defined Contributions	\$ -	\$ -	\$ 549	\$ -	\$ -	\$ -	\$ 759	\$ 443
Pension	\$ 6,915	\$ 3,018	\$ 3,358	\$ 7,227	\$ 5,076	\$ 5,682	\$ 2,845	\$ 1,660
OPEB	\$ 75	\$ 1,698	\$ -	\$ -	\$ 1,093	\$ -	\$ -	\$ -
Total Benefits	\$ 24,571	\$ 24,028	\$ 18,388	\$ 21,136	\$ 20,803	\$ 19,084	\$ 23,048	\$ 13,448
Total Compensation	\$ 62,212	\$ 59,404	\$ 49,768	\$ 57,162	\$ 64,525	\$ 54,049	\$ 119,487	\$ 69,716



**CODE ENFORCEMENT OFFICER III**

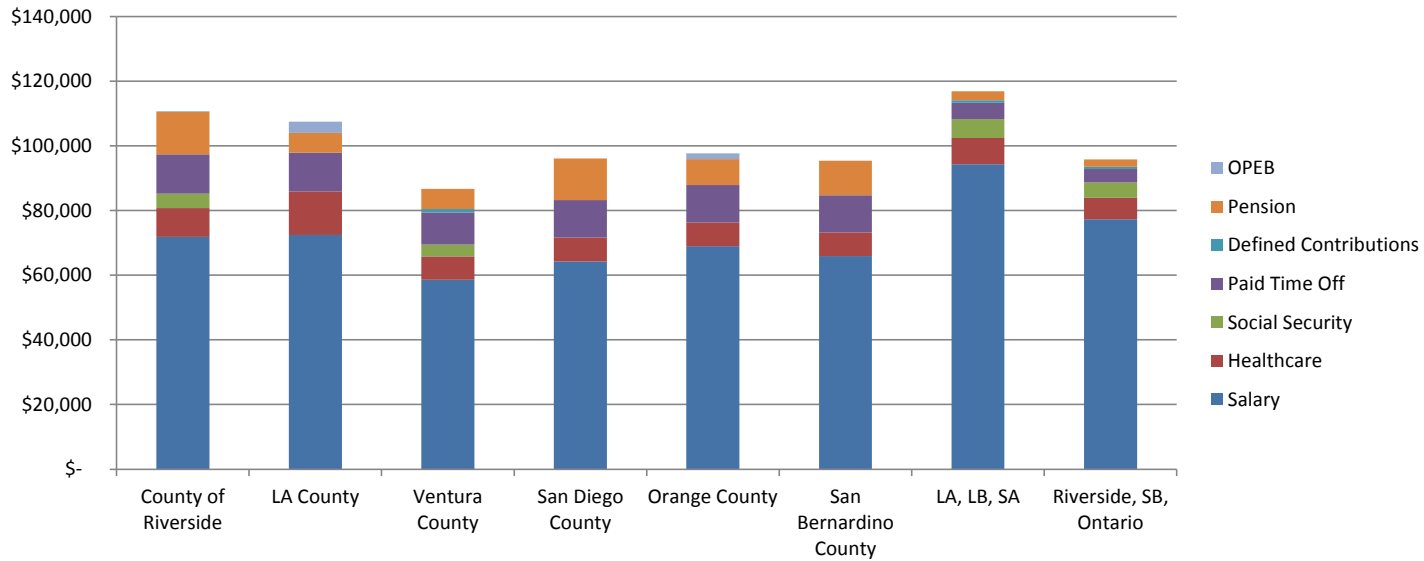
	County of Riverside	LA County	Ventura County	San Diego County	Orange County	San Bernardino County	BLS DATA	
							LA, LB, SA	Riverside, SB, Ontario
Salary	\$ 82,497	\$ 88,389	\$ 79,137	\$ 51,355	\$ 65,344	\$ 70,928	-	\$ -
Healthcare	\$ 8,877	\$ 13,462	\$ 7,222	\$ 7,397	\$ 7,252	\$ 7,348	-	\$ -
Social Security	\$ 5,115	\$ -	\$ 4,907	\$ -	\$ -	\$ -	\$ -	\$ -
Paid Time Off	\$ 13,961	\$ 14,760	\$ 13,397	\$ 9,283	\$ 11,032	\$ 12,281	-	\$ -
Defined Contributions	\$ -	\$ -	\$ 1,385	\$ -	\$ -	\$ -	-	\$ -
Pension	\$ 15,155	\$ 7,540	\$ 8,468	\$ 10,302	\$ 7,586	\$ 11,526	-	\$ -
OPEB	\$ 165	\$ 4,243	\$ -	\$ -	\$ 1,634	\$ -	\$ -	\$ -
Total Benefits	\$ 43,273	\$ 40,004	\$ 35,378	\$ 26,982	\$ 27,504	\$ 31,155	\$ -	\$ -
Total Compensation	\$ 125,770	\$ 128,393	\$ 114,515	\$ 78,337	\$ 92,848	\$ 102,083	\$ -	\$ -





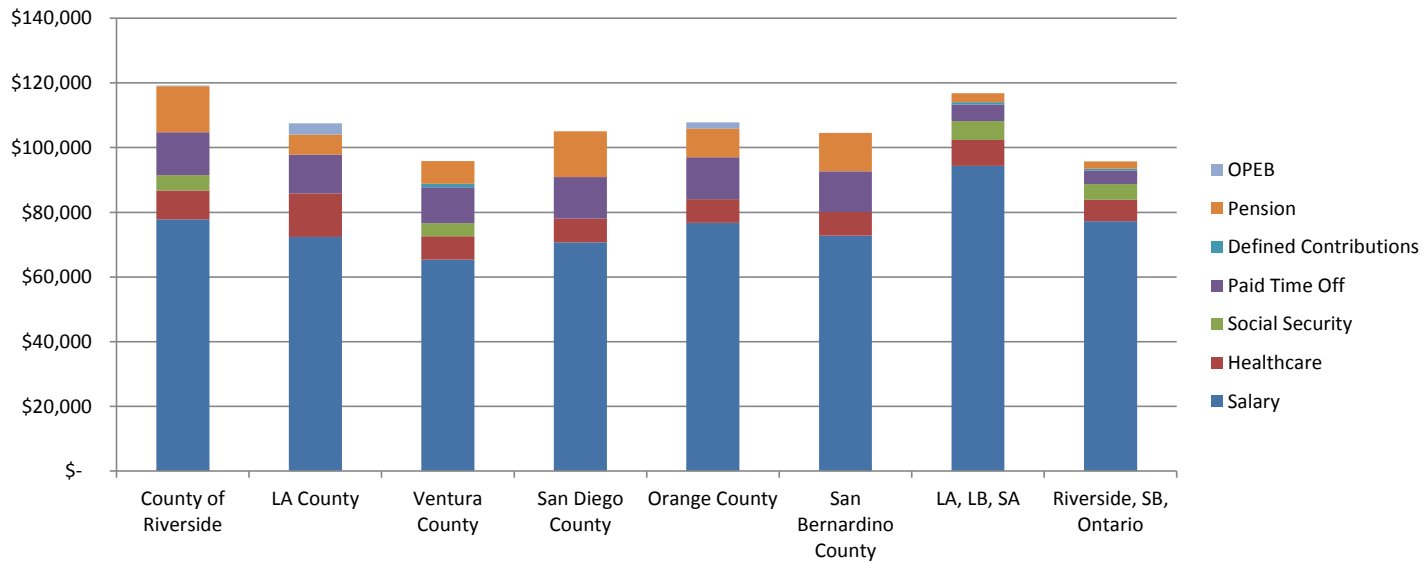
**CONSTRUCTION INSPECTOR I**

								BLS DATA	
	County of Riverside	LA County	Ventura County	San Diego County	Orange County	San Bernardino County	LA, LB, SA	Riverside, SB, Ontario	
Salary	\$ 71,851	\$ 72,392	\$ 58,624	\$ 64,210	\$ 68,993	\$ 65,915	\$ 94,303	\$ 77,274	
Healthcare	\$ 8,877	\$ 13,462	\$ 7,222	\$ 7,397	\$ 7,252	\$ 7,348	\$ 8,067	\$ 6,610	
Social Security	\$ 4,455	\$ -	\$ 3,635	\$ -	\$ -	\$ -	\$ 5,847	\$ 4,791	
Paid Time Off	\$ 12,159	\$ 11,972	\$ 9,922	\$ 11,607	\$ 11,648	\$ 11,413	\$ 5,100	\$ 4,179	
Defined Contributions	\$ -	\$ -	\$ 1,026	\$ -	\$ -	\$ -	\$ 742	\$ 608	
Pension	\$ 13,199	\$ 6,175	\$ 6,273	\$ 12,880	\$ 8,010	\$ 10,711	\$ 2,782	\$ 2,279	
OPEB	\$ 144	\$ 3,475	\$ -	\$ -	\$ 1,725	\$ -	\$ -	\$ -	
Total Benefits	\$ 38,834	\$ 35,084	\$ 28,077	\$ 31,885	\$ 28,635	\$ 29,472	\$ 22,538	\$ 18,468	
Total Compensation	\$ 110,685	\$ 107,476	\$ 86,701	\$ 96,094	\$ 97,628	\$ 95,387	\$ 116,840	\$ 95,742	



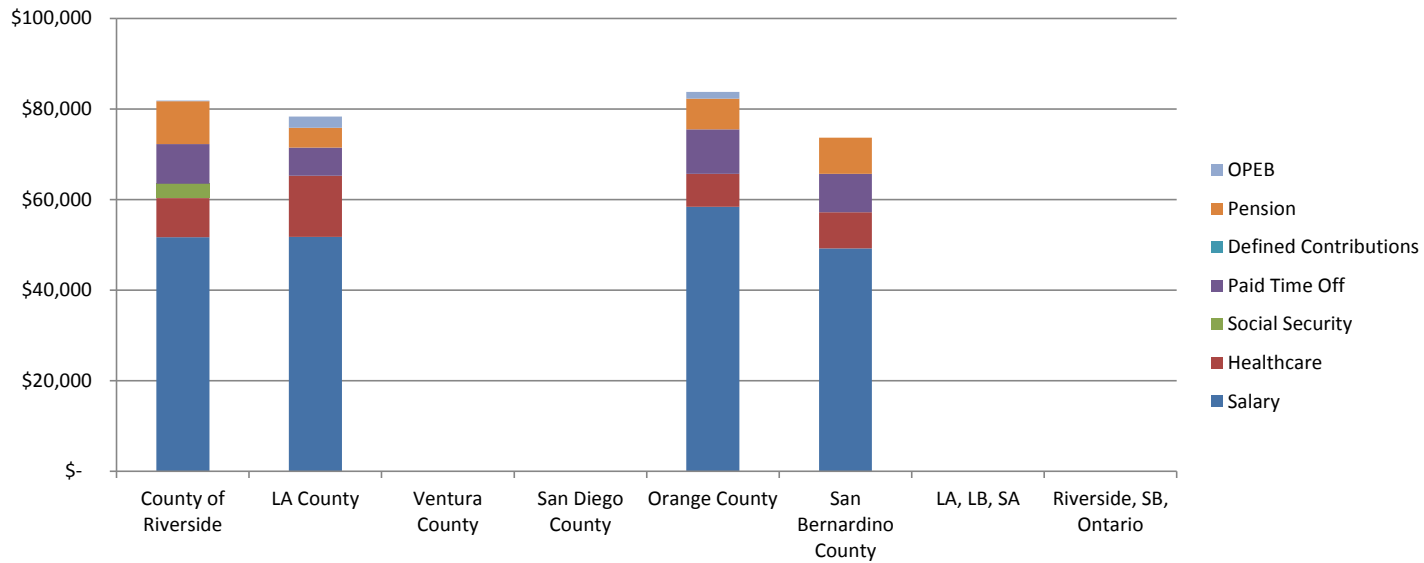
**CONSTRUCTION INSPECTOR II**

								BLS DATA	
	County of Riverside	LA County	Ventura County	San Diego County	Orange County	San Bernardino County	LA, LB, SA	Riverside, SB, Ontario	
Salary	\$ 77,821	\$ 72,392	\$ 65,342	\$ 70,678	\$ 76,770	\$ 72,738	\$ 94,303	\$ 77,274	
Healthcare	\$ 8,877	\$ 13,462	\$ 7,222	\$ 7,397	\$ 7,252	\$ 7,348	\$ 8,067	\$ 6,610	
Social Security	\$ 4,825	\$ -	\$ 4,051	\$ -	\$ -	\$ -	\$ 5,847	\$ 4,791	
Paid Time Off	\$ 13,170	\$ 11,972	\$ 11,059	\$ 12,776	\$ 12,961	\$ 12,594	\$ 5,100	\$ 4,179	
Defined Contributions	\$ -	\$ -	\$ 1,143	\$ -	\$ -	\$ -	\$ 742	\$ 608	
Pension	\$ 14,296	\$ 6,175	\$ 6,992	\$ 14,178	\$ 8,913	\$ 11,820	\$ 2,782	\$ 2,279	
OPEB	\$ 156	\$ 3,475	\$ -	\$ -	\$ 1,919	\$ -	\$ -	\$ -	
Total Benefits	\$ 41,323	\$ 35,084	\$ 30,467	\$ 34,352	\$ 31,045	\$ 31,762	\$ 22,538	\$ 18,468	
Total Compensation	\$ 119,144	\$ 107,476	\$ 95,809	\$ 105,030	\$ 107,815	\$ 104,500	\$ 116,840	\$ 95,742	



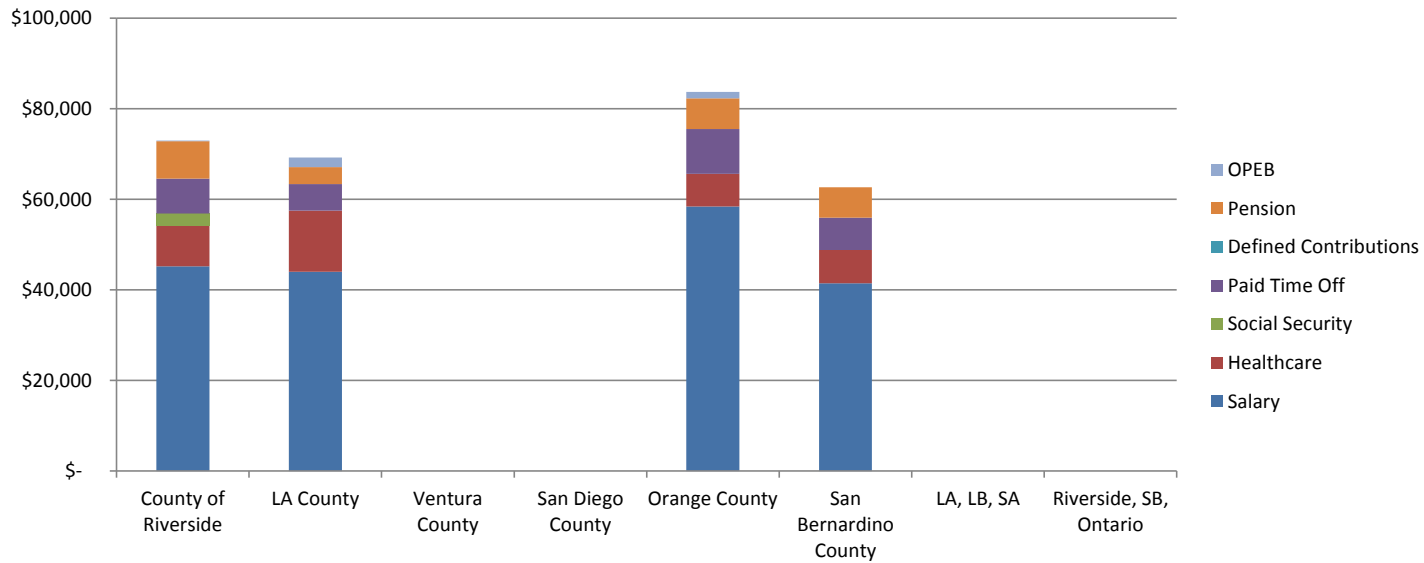
**ELIGIBILITY SUPERVISOR**

	County of Riverside	LA County	Ventura County	San Diego County	Orange County	San Bernardino County	BLS DATA	
							LA, LB, SA	Riverside, SB, Ontario
Salary	\$ 51,675	\$ 51,756	\$ -	\$ -	\$ 58,401	\$ 49,171	-	\$ -
Healthcare	\$ 8,585	\$ 13,462	\$ -	\$ -	\$ 7,252	\$ 7,976	-	\$ -
Social Security	\$ 3,204	\$ -	\$ -	\$ -	\$ -	\$ -	\$ -	\$ -
Paid Time Off	\$ 8,745	\$ 6,202	\$ -	\$ -	\$ 9,860	\$ 8,514	-	\$ -
Defined Contributions	\$ -	\$ -	\$ -	\$ -	\$ -	\$ -	-	\$ -
Pension	\$ 9,493	\$ 4,415	\$ -	\$ -	\$ 6,780	\$ 7,990	-	\$ -
OPEB	\$ 103	\$ 2,484	\$ -	\$ -	\$ 1,460	\$ -	\$ -	\$ -
Total Benefits	\$ 30,130	\$ 26,563	\$ -	\$ -	\$ 25,352	\$ 24,480	\$ -	\$ -
Total Compensation	\$ 81,805	\$ 78,319	\$ -	\$ -	\$ 83,753	\$ 73,651	\$ -	\$ -



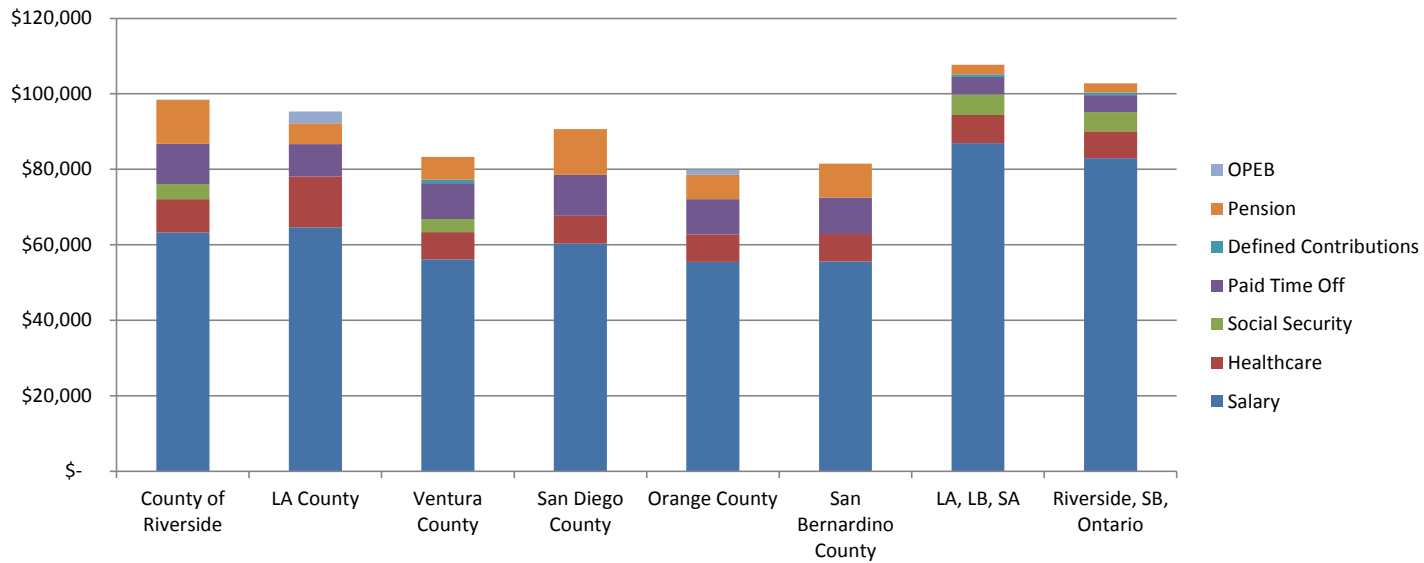
**ELIGIBILITY TECHNICIAN II**

	BLS DATA							
	County of Riverside	LA County	Ventura County	San Diego County	Orange County	San Bernardino County	LA, LB, SA	Riverside, SB, Ontario
Salary	\$ 45,214	\$ 44,028	\$ -	\$ -	\$ 58,401	\$ 41,434	-	\$ -
Healthcare	\$ 8,877	\$ 13,462	\$ -	\$ -	\$ 7,252	\$ 7,348	-	\$ -
Social Security	\$ 2,803	\$ -	\$ -	\$ -	\$ -	\$ -	\$ -	\$ -
Paid Time Off	\$ 7,652	\$ 5,878	\$ -	\$ -	\$ 9,860	\$ 7,174	-	\$ -
Defined Contributions	\$ -	\$ -	\$ -	\$ -	\$ -	\$ -	-	\$ -
Pension	\$ 8,306	\$ 3,756	\$ -	\$ -	\$ 6,780	\$ 6,733	-	\$ -
OPEB	\$ 90	\$ 2,113	\$ -	\$ -	\$ 1,460	\$ -	\$ -	\$ -
Total Benefits	\$ 27,728	\$ 25,209	\$ -	\$ -	\$ 25,352	\$ 21,255	\$ -	\$ -
Total Compensation	\$ 72,942	\$ 69,237	\$ -	\$ -	\$ 83,753	\$ 62,689	\$ -	\$ -



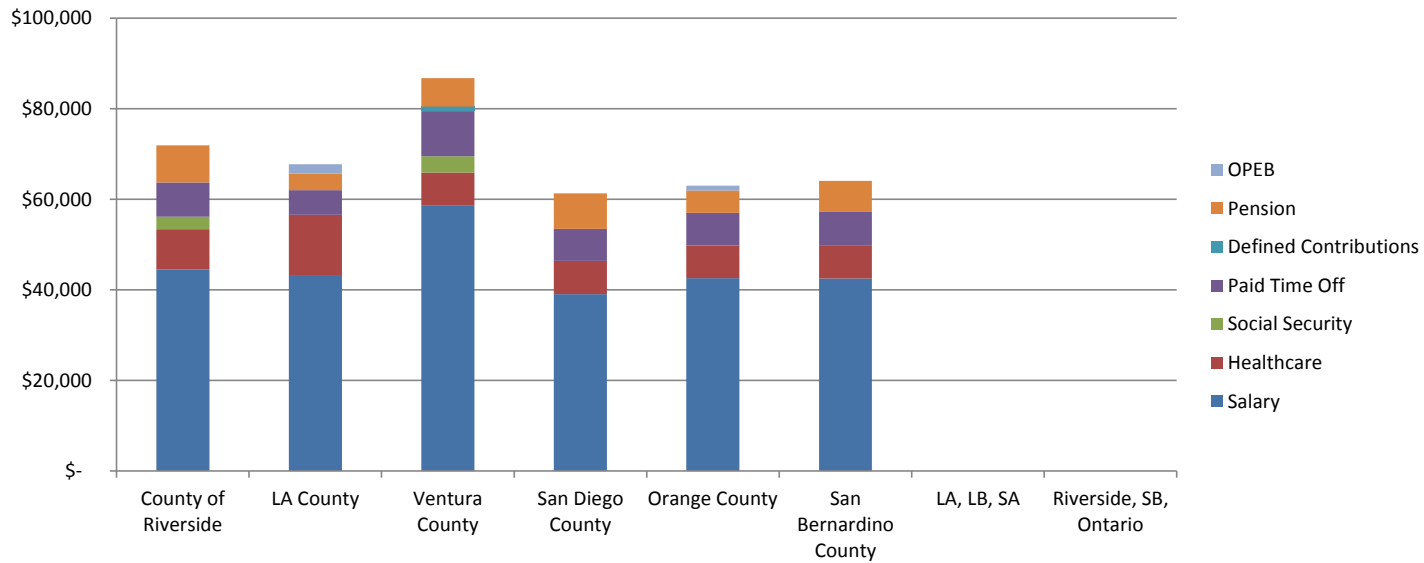
**ENGINEERING TECH II**

	County of Riverside	LA County	Ventura County	San Diego County	Orange County	San Bernardino County	BLS DATA	
							LA, LB, SA	Riverside, SB, Ontario
Salary	\$ 63,248	\$ 64,629	\$ 56,105	\$ 60,258	\$ 55,482	\$ 55,536	\$ 86,962	\$ 82,943
Healthcare	\$ 8,877	\$ 13,462	\$ 7,222	\$ 7,397	\$ 7,252	\$ 7,348	\$ 7,439	\$ 7,095
Social Security	\$ 3,921	\$ -	\$ 3,479	\$ -	\$ -	\$ -	\$ 5,392	\$ 5,142
Paid Time Off	\$ 10,704	\$ 8,603	\$ 9,496	\$ 10,893	\$ 9,367	\$ 9,616	\$ 4,703	\$ 4,486
Defined Contributions	\$ -	\$ -	\$ 982	\$ -	\$ -	\$ -	\$ 684	\$ 652
Pension	\$ 11,619	\$ 5,513	\$ 6,003	\$ 12,088	\$ 6,441	\$ 9,025	\$ 2,565	\$ 2,447
OPEB	\$ 126	\$ 3,102	\$ -	\$ -	\$ 1,387	\$ -	\$ -	\$ -
Total Benefits	\$ 35,247	\$ 30,680	\$ 27,182	\$ 30,377	\$ 24,448	\$ 25,988	\$ 20,783	\$ 19,823
Total Compensation	\$ 98,495	\$ 95,308	\$ 83,287	\$ 90,635	\$ 79,929	\$ 81,524	\$ 107,746	\$ 102,766



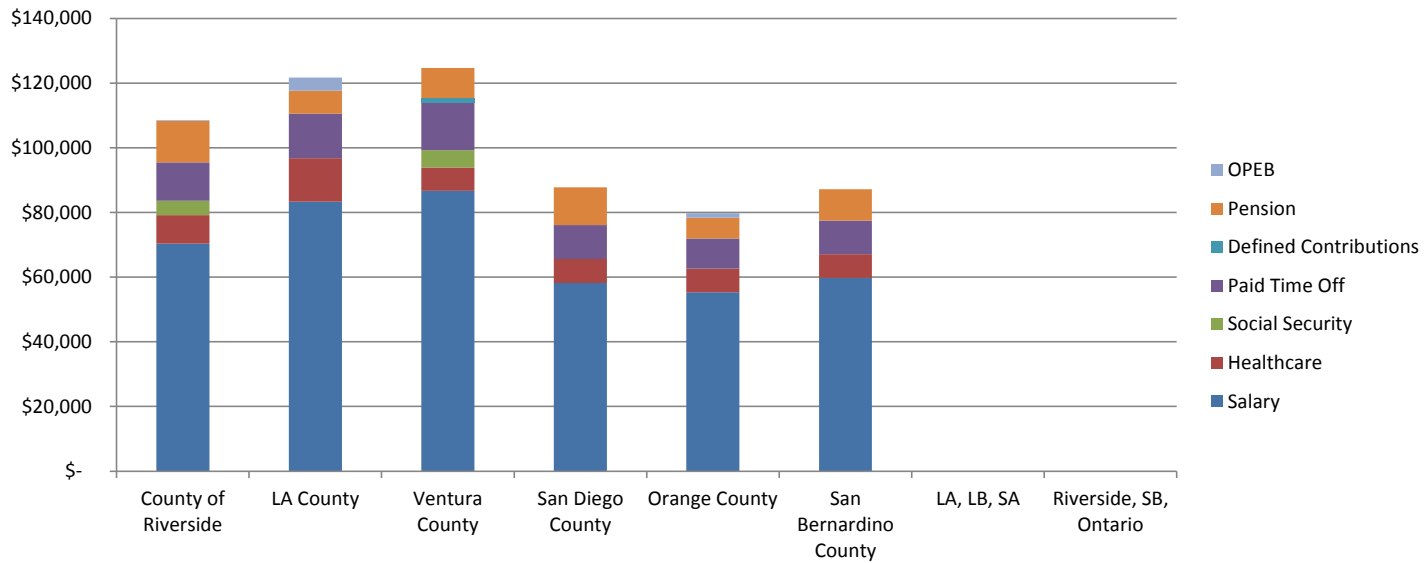
**ENV HEALTH TECHNICIAN I**

	County of Riverside	LA County	Ventura County	San Diego County	Orange County	San Bernardino County	BLS DATA	
							LA, LB, SA	Riverside, SB, Ontario
Salary	\$ 44,522	\$ 43,085	\$ 58,673	\$ 39,042	\$ 42,576	\$ 42,494	-	\$ -
Healthcare	\$ 8,877	\$ 13,462	\$ 7,222	\$ 7,397	\$ 7,252	\$ 7,348	-	\$ -
Social Security	\$ 2,760	\$ -	\$ 3,638	\$ -	\$ -	\$ -	\$ -	\$ -
Paid Time Off	\$ 7,535	\$ 5,454	\$ 9,932	\$ 7,058	\$ 7,188	\$ 7,358	-	\$ -
Defined Contributions	\$ -	\$ -	\$ 1,027	\$ -	\$ -	\$ -	-	\$ -
Pension	\$ 8,179	\$ 3,675	\$ 6,278	\$ 7,832	\$ 4,943	\$ 6,905	-	\$ -
OPEB	\$ 89	\$ 2,068	\$ -	\$ -	\$ 1,064	\$ -	\$ -	\$ -
Total Benefits	\$ 27,440	\$ 24,660	\$ 28,097	\$ 22,286	\$ 20,448	\$ 21,611	\$ -	\$ -
Total Compensation	\$ 71,962	\$ 67,745	\$ 86,769	\$ 61,328	\$ 63,023	\$ 64,106	\$ -	\$ -



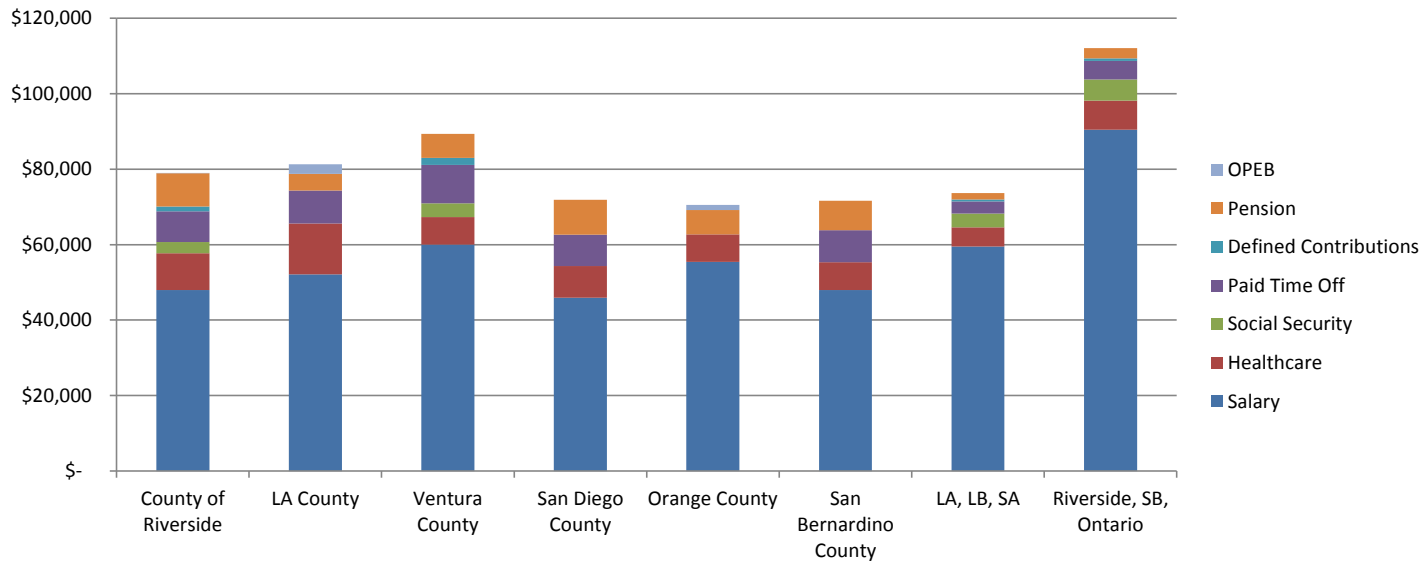
**FORENSIC TECHNICIAN II**

	County of Riverside	LA County	Ventura County	San Diego County	Orange County	San Bernardino County	BLS DATA	
							LA, LB, SA	Riverside, SB, Ontario
Salary	\$ 70,326	\$ 83,311	\$ 86,633	\$ 58,198	\$ 55,344	\$ 59,758	-	\$ -
Healthcare	\$ 8,877	\$ 13,462	\$ 7,222	\$ 7,397	\$ 7,252	\$ 7,348	-	\$ -
Social Security	\$ 4,360	\$ -	\$ 5,371	\$ -	\$ -	\$ -	\$ -	\$ -
Paid Time Off	\$ 11,901	\$ 13,778	\$ 14,664	\$ 10,520	\$ 9,367	\$ 10,347	-	\$ -
Defined Contributions	\$ -	\$ -	\$ 1,516	\$ -	\$ -	\$ -	-	\$ -
Pension	\$ 12,919	\$ 7,106	\$ 9,270	\$ 11,675	\$ 6,425	\$ 9,711	-	\$ -
OPEB	\$ 141	\$ 3,999	\$ -	\$ -	\$ 1,384	\$ -	\$ -	\$ -
Total Benefits	\$ 38,199	\$ 38,346	\$ 38,044	\$ 29,592	\$ 24,428	\$ 27,406	\$ -	\$ -
Total Compensation	\$ 108,525	\$ 121,656	\$ 124,677	\$ 87,790	\$ 79,772	\$ 87,164	\$ -	\$ -



**HUMAN RESOURCES TECHNICIAN II**

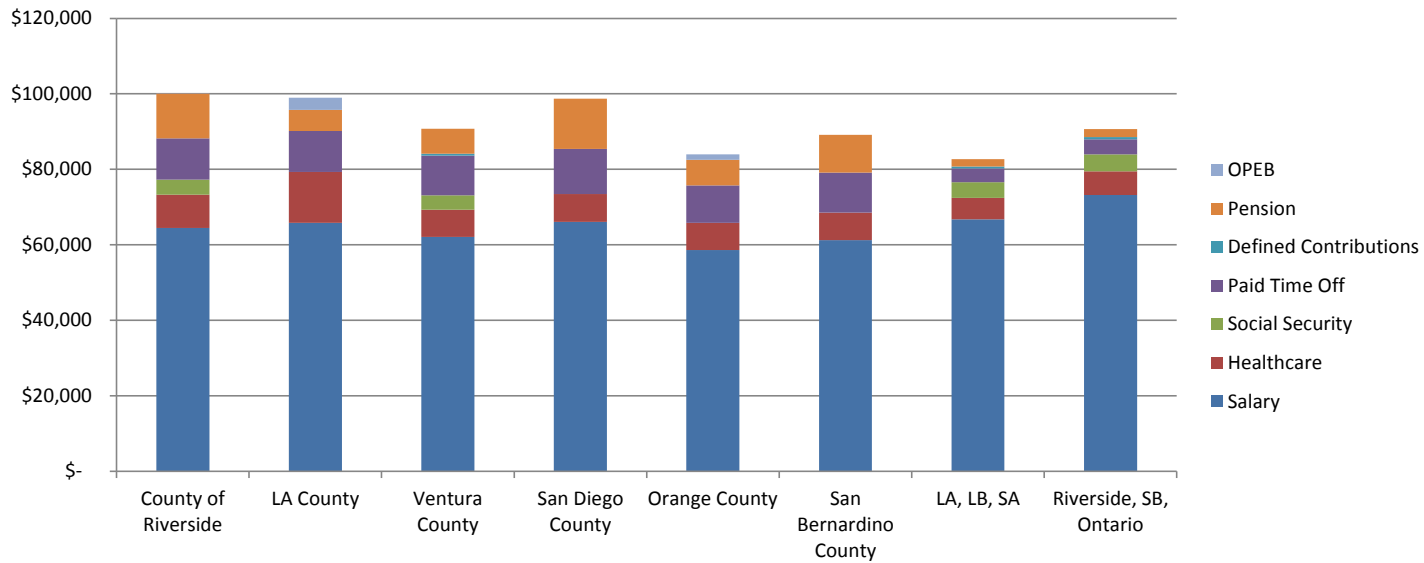
	County of Riverside	LA County	Ventura County	San Diego County	Orange County	San Bernardino County	BLS DATA	
							LA, LB, SA	Riverside, SB, Ontario
Salary	\$ 47,968	\$ 52,145	\$ 60,046	\$ 45,968	\$ 55,461	\$ 48,006	\$ 59,484	\$ 90,453
Healthcare	\$ 9,767	\$ 13,462	\$ 7,222	\$ 8,346	\$ 7,252	\$ 7,348	\$ 5,089	\$ 7,738
Social Security	\$ 2,974	\$ -	\$ 3,723	\$ -	\$ -	\$ -	\$ 3,688	\$ 5,608
Paid Time Off	\$ 8,118	\$ 8,708	\$ 10,165	\$ 8,310	-	\$ 8,492	\$ 3,217	\$ 4,892
Defined Contributions	\$ 1,300	\$ -	\$ 1,801	\$ -	\$ -	\$ -	\$ 468	\$ 712
Pension	\$ 8,812	\$ 4,448	\$ 6,425	\$ 9,221	\$ 6,439	\$ 7,801	\$ 1,755	\$ 2,668
OPEB	\$ 96	\$ 2,503	\$ -	\$ -	\$ 1,387	\$ -	\$ -	\$ -
Total Benefits	\$ 31,066	\$ 29,121	\$ 29,336	\$ 25,877	\$ 15,078	\$ 23,641	\$ 14,216	\$ 21,617
Total Compensation	\$ 79,034	\$ 81,266	\$ 89,382	\$ 71,845	\$ 70,539	\$ 71,648	\$ 73,700	\$ 112,070





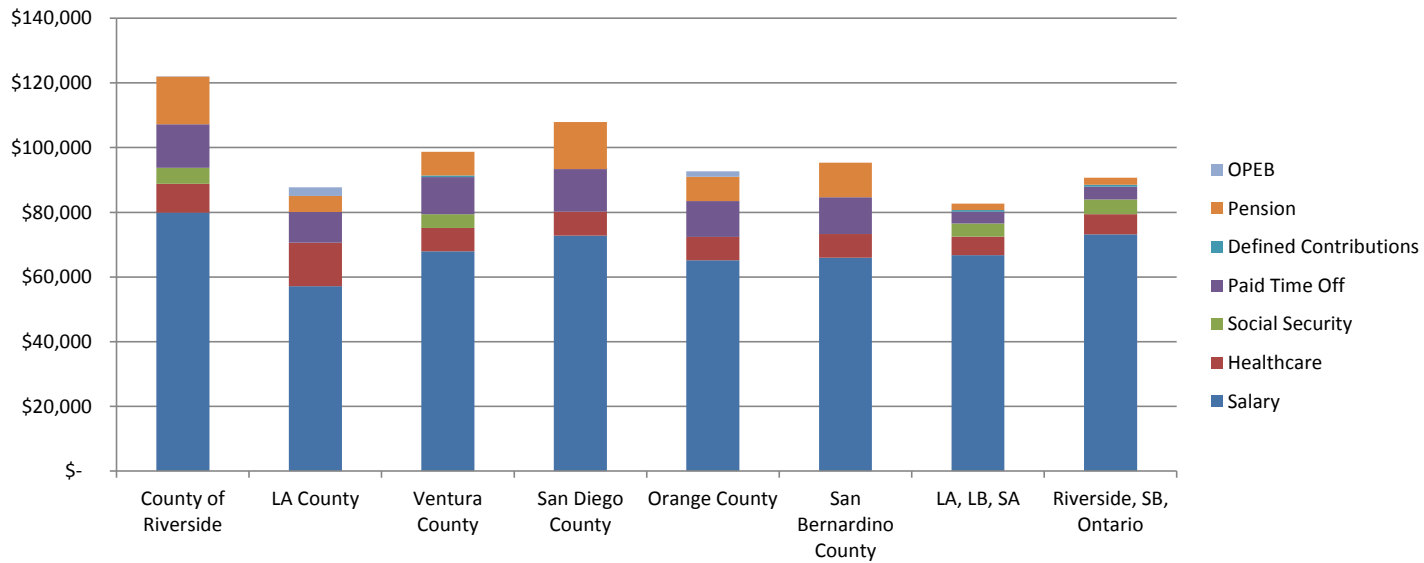
**IT COMMUNICATIONS TECH II**

	County of Riverside	LA County	Ventura County	San Diego County	Orange County	San Bernardino County	BLS DATA	
							LA, LB, SA	Riverside, SB, Ontario
Salary	\$ 64,423	\$ 65,816	\$ 62,066	\$ 66,082	\$ 58,568	\$ 61,214	\$ 66,740	\$ 73,191
Healthcare	\$ 8,877	\$ 13,462	\$ 7,222	\$ 7,397	\$ 7,252	\$ 7,348	\$ 5,709	\$ 6,261
Social Security	\$ 3,994	\$ -	\$ 3,848	\$ -	\$ -	\$ -	\$ 4,138	\$ 4,538
Paid Time Off	\$ 10,902	\$ 10,885	\$ 10,506	\$ 11,946	\$ 9,888	\$ 10,599	\$ 3,609	\$ 3,958
Defined Contributions	\$ -	\$ -	\$ 465	\$ -	\$ -	\$ -	\$ 525	\$ 576
Pension	\$ 11,835	\$ 5,614	\$ 6,641	\$ 13,256	\$ 6,800	\$ 9,947	\$ 1,969	\$ 2,159
OPEB	\$ 129	\$ 3,159	\$ -	\$ -	\$ 1,464	\$ -	\$ -	\$ -
<b>Total Benefits</b>	<b>\$ 35,737</b>	<b>\$ 33,120</b>	<b>\$ 28,683</b>	<b>\$ 32,598</b>	<b>\$ 25,404</b>	<b>\$ 27,894</b>	<b>\$ 15,950</b>	<b>\$ 17,492</b>
<b>Total Compensation</b>	<b>\$ 100,160</b>	<b>\$ 98,936</b>	<b>\$ 90,749</b>	<b>\$ 98,680</b>	<b>\$ 83,972</b>	<b>\$ 89,109</b>	<b>\$ 82,690</b>	<b>\$ 90,684</b>



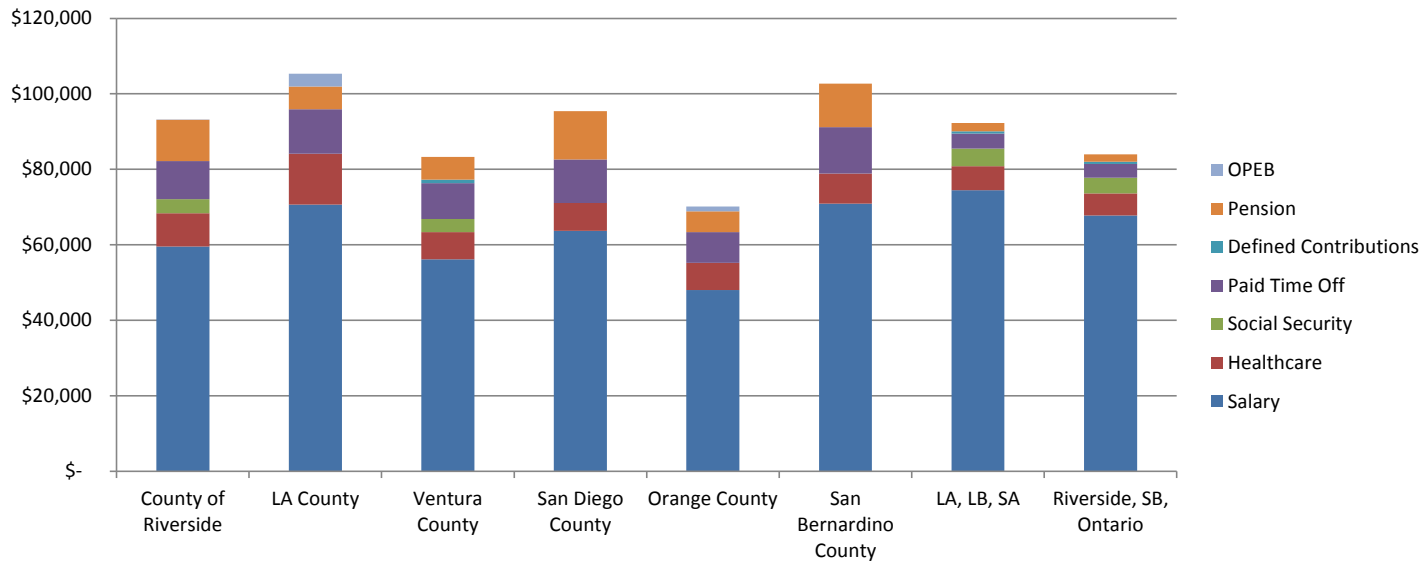
**IT COMMUNICATIONS TECH III**

	County of Riverside	LA County	Ventura County	San Diego County	Orange County	San Bernardino County	BLS DATA	
							LA, LB, SA	Riverside, SB, Ontario
Salary	\$ 79,886	\$ 57,133	\$ 67,977	\$ 72,779	\$ 65,184	\$ 65,915	\$ 66,740	\$ 73,191
Healthcare	\$ 8,877	\$ 13,462	\$ 7,222	\$ 7,397	\$ 7,252	\$ 7,348	\$ 5,709	\$ 6,261
Social Security	\$ 4,953	\$ -	\$ 4,215	\$ -	\$ -	\$ -	\$ 4,138	\$ 4,538
Paid Time Off	\$ 13,519	\$ 9,541	\$ 11,506	\$ 13,156	\$ 11,032	\$ 11,413	\$ 3,609	\$ 3,958
Defined Contributions	\$ -	\$ -	\$ 510	\$ -	\$ -	\$ -	\$ 525	\$ 576
Pension	\$ 14,675	\$ 4,873	\$ 7,274	\$ 14,600	\$ 7,568	\$ 10,711	\$ 1,969	\$ 2,159
OPEB	\$ 160	\$ 2,742	\$ -	\$ -	\$ 1,630	\$ -	\$ -	\$ -
Total Benefits	\$ 42,184	\$ 30,619	\$ 30,726	\$ 35,153	\$ 27,481	\$ 29,472	\$ 15,950	\$ 17,492
Total Compensation	\$ 122,070	\$ 87,752	\$ 98,703	\$ 107,932	\$ 92,665	\$ 95,387	\$ 82,690	\$ 90,684



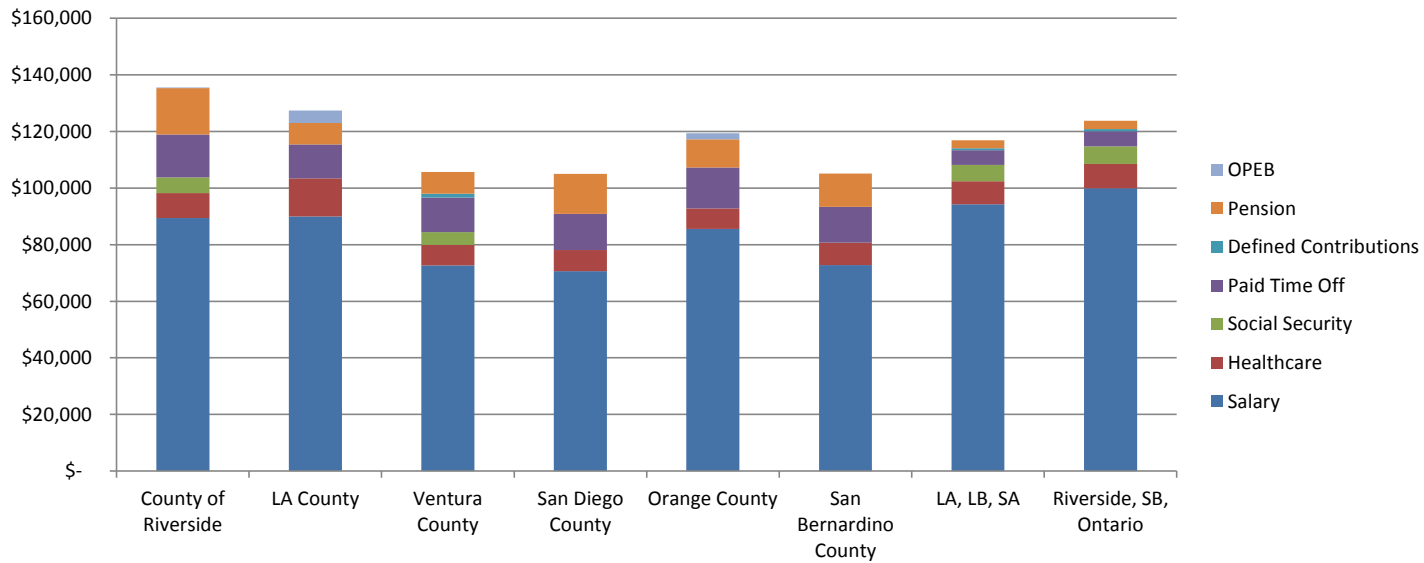
**IT USER SUPPORT TECH II**

	County of Riverside	LA County	Ventura County	San Diego County	Orange County	San Bernardino County	BLS DATA	
							LA, LB, SA	Riverside, SB, Ontario
Salary	\$ 59,515	\$ 70,629	\$ 56,105	\$ 63,690	\$ 47,976	\$ 70,928	\$ 74,461	\$ 67,776
Healthcare	\$ 8,877	\$ 13,462	\$ 7,222	\$ 7,397	\$ 7,252	\$ 7,976	\$ 6,370	\$ 5,798
Social Security	\$ 3,690	\$ -	\$ 3,479	\$ -	\$ -	\$ -	\$ 4,617	\$ 4,202
Paid Time Off	\$ 10,072	\$ 11,794	\$ 9,496	\$ 11,513	\$ 8,100	\$ 12,281	\$ 4,027	\$ 3,665
Defined Contributions	\$ -	\$ -	\$ 982	\$ -	\$ -	\$ -	\$ 586	\$ 533
Pension	\$ 10,933	\$ 6,025	\$ 6,003	\$ 12,776	\$ 5,570	\$ 11,526	\$ 2,196	\$ 1,999
OPEB	\$ 119	\$ 3,390	\$ -	\$ -	\$ 1,199	\$ -	\$ -	\$ -
<b>Total Benefits</b>	<b>\$ 33,691</b>	<b>\$ 34,671</b>	<b>\$ 27,182</b>	<b>\$ 31,686</b>	<b>\$ 22,121</b>	<b>\$ 31,783</b>	<b>\$ 17,795</b>	<b>\$ 16,198</b>
<b>Total Compensation</b>	<b>\$ 93,206</b>	<b>\$ 105,300</b>	<b>\$ 83,287</b>	<b>\$ 95,376</b>	<b>\$ 70,097</b>	<b>\$ 102,711</b>	<b>\$ 92,256</b>	<b>\$ 83,974</b>



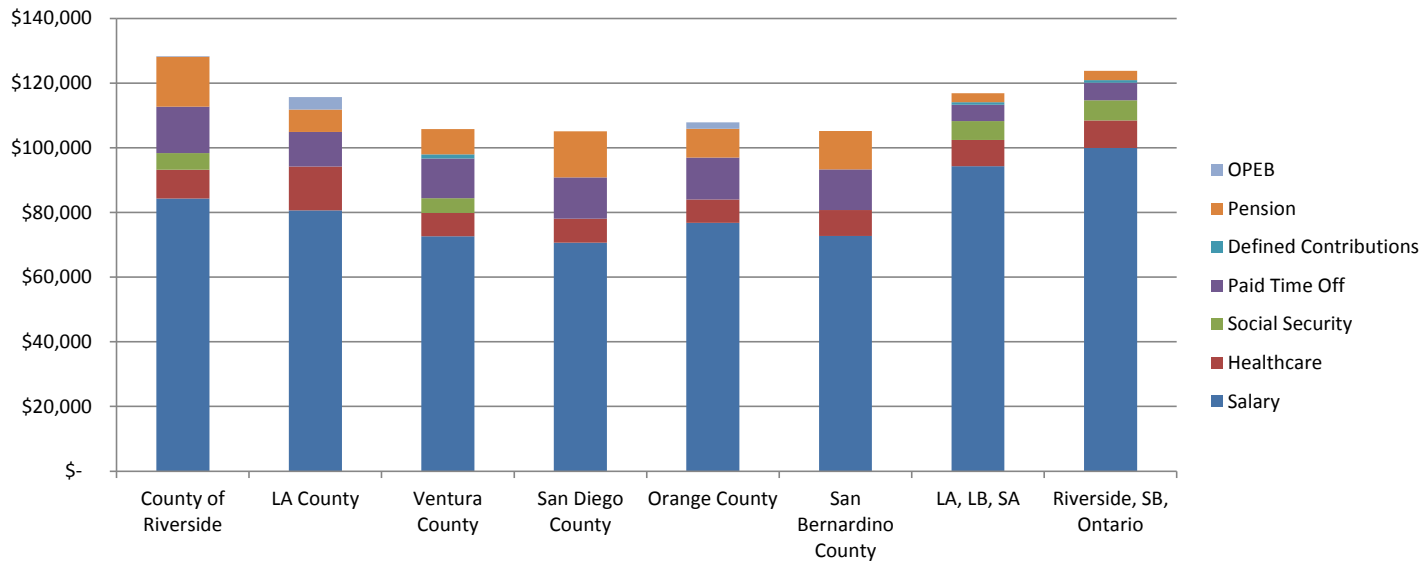
**PRINCIPAL CONST INSPECTOR**

	County of Riverside	LA County	Ventura County	San Diego County	Orange County	San Bernardino County	BLS DATA	
							LA, LB, SA	Riverside, SB, Ontario
Salary	\$ 89,386	\$ 89,930	\$ 72,660	\$ 70,678	\$ 85,568	\$ 72,738	\$ 94,303	\$ 99,930
Healthcare	\$ 8,877	\$ 13,462	\$ 7,222	\$ 7,397	\$ 7,252	\$ 7,976	\$ 8,067	\$ 8,549
Social Security	\$ 5,542	\$ -	\$ 4,505	\$ -	\$ -	\$ -	\$ 5,847	\$ 6,196
Paid Time Off	\$ 15,127	\$ 11,972	\$ 12,298	\$ 12,776	\$ 14,446	\$ 12,594	\$ 5,100	\$ 5,404
Defined Contributions	\$ -	\$ -	\$ 1,272	\$ -	\$ -	\$ -	\$ 742	\$ 786
Pension	\$ 16,420	\$ 7,671	\$ 7,775	\$ 14,178	\$ 9,934	\$ 11,820	\$ 2,782	\$ 2,948
OPEB	\$ 179	\$ 4,317	\$ -	\$ -	\$ 2,139	\$ -	\$ -	\$ -
Total Benefits	\$ 46,145	\$ 37,422	\$ 33,071	\$ 34,352	\$ 33,772	\$ 32,390	\$ 22,538	\$ 23,882
Total Compensation	\$ 135,531	\$ 127,352	\$ 105,731	\$ 105,030	\$ 119,341	\$ 105,128	\$ 116,840	\$ 123,812



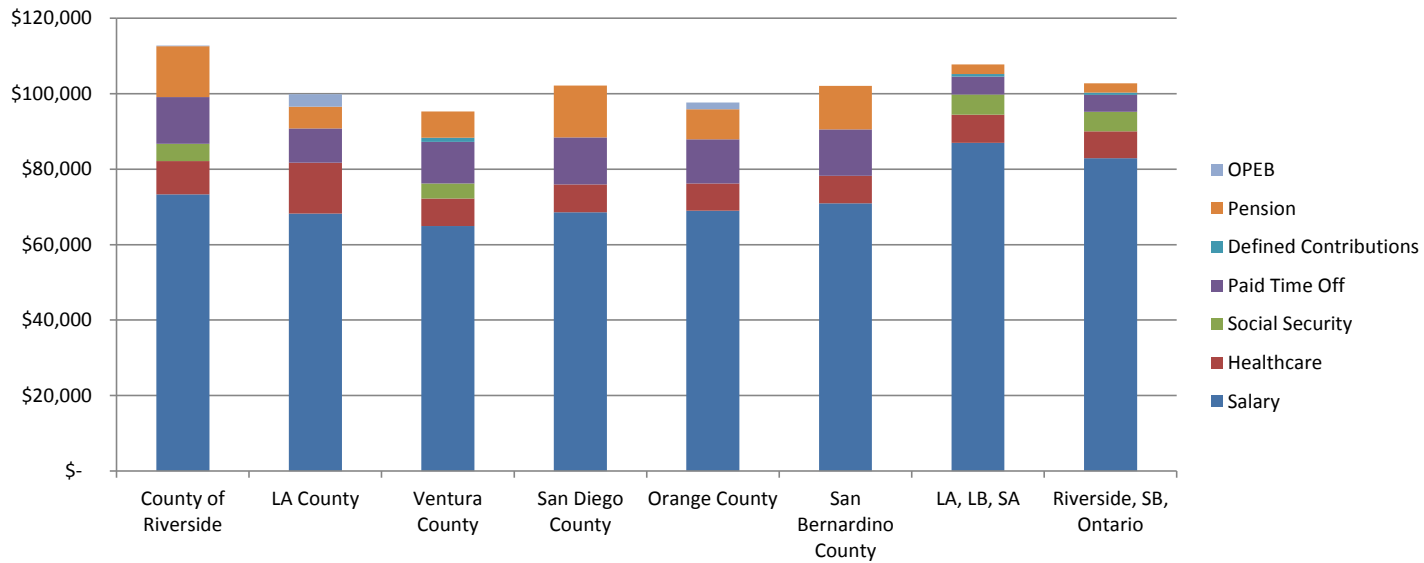
**SR CONSTRUCTION INSPECTOR**

	County of Riverside	LA County	Ventura County	San Diego County	Orange County	San Bernardino County	BLS DATA	
							LA, LB, SA	Riverside, SB, Ontario
Salary	\$ 84,283	\$ 80,683	\$ 72,660	\$ 70,678	\$ 76,770	\$ 72,738	\$ 94,303	\$ 99,930
Healthcare	\$ 8,877	\$ 13,462	\$ 7,222	\$ 7,397	\$ 7,252	\$ 7,976	\$ 8,067	\$ 8,549
Social Security	\$ 5,226	\$ -	\$ 4,505	\$ -	\$ -	\$ -	\$ 5,847	\$ 6,196
Paid Time Off	\$ 14,263	\$ 10,742	\$ 12,298	\$ 12,776	\$ 12,961	\$ 12,594	\$ 5,100	\$ 5,404
Defined Contributions	\$ -	\$ -	\$ 1,272	\$ -	\$ -	\$ -	\$ 742	\$ 786
Pension	\$ 15,483	\$ 6,882	\$ 7,775	\$ 14,178	\$ 8,913	\$ 11,820	\$ 2,782	\$ 2,948
OPEB	\$ 169	\$ 3,873	\$ -	\$ -	\$ 1,919	\$ -	\$ -	\$ -
Total Benefits	\$ 44,018	\$ 34,959	\$ 33,071	\$ 34,352	\$ 31,045	\$ 32,390	\$ 22,538	\$ 23,882
Total Compensation	\$ 128,301	\$ 115,641	\$ 105,731	\$ 105,030	\$ 107,815	\$ 105,128	\$ 116,840	\$ 123,812



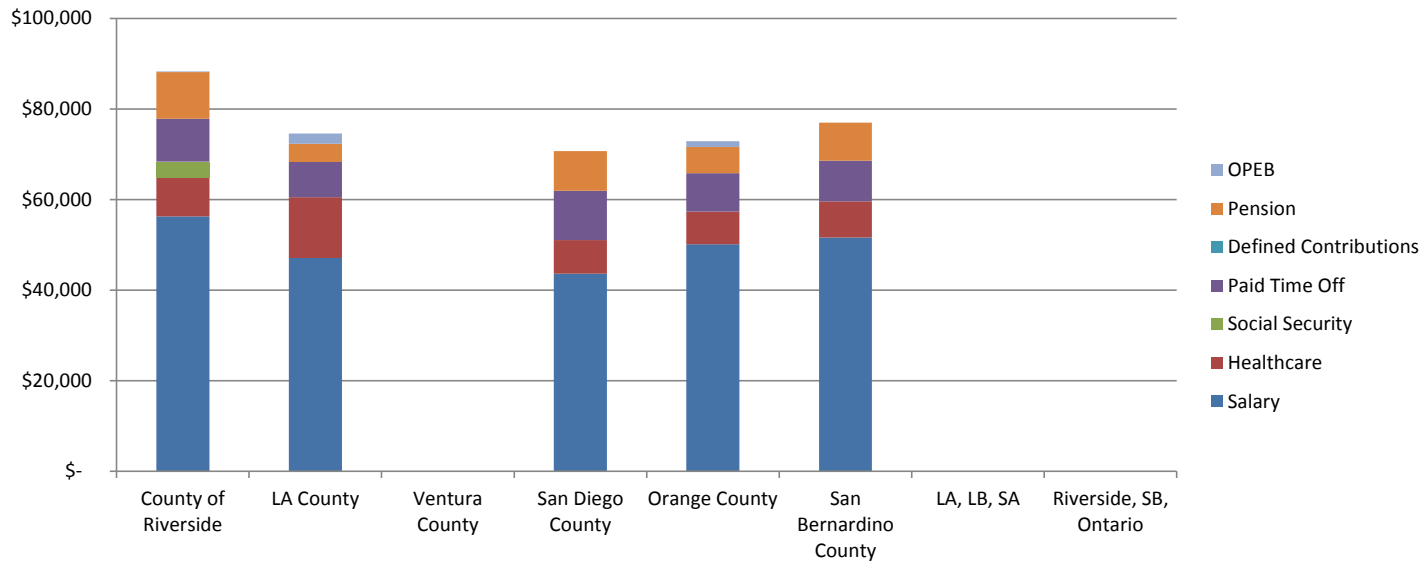
SR ENG TECH

	County of Riverside	LA County	Ventura County	San Diego County	Orange County	San Bernardino County	BLS DATA	
							LA, LB, SA	Riverside, SB, Ontario
Salary	\$ 73,300	\$ 68,224	\$ 64,968	\$ 68,598	\$ 68,993	\$ 70,928	\$ 86,962	\$ 82,943
Healthcare	\$ 8,877	\$ 13,462	\$ 7,222	\$ 7,397	\$ 7,252	\$ 7,348	\$ 7,439	\$ 7,095
Social Security	\$ 4,545	\$ -	\$ 4,028	\$ -	\$ -	\$ -	\$ 5,392	\$ 5,142
Paid Time Off	\$ 12,405	\$ 9,083	\$ 10,995	\$ 12,400	\$ 11,648	\$ 12,281	\$ 4,703	\$ 4,486
Defined Contributions	\$ -	\$ -	\$ 1,137	\$ -	\$ -	\$ -	\$ 684	\$ 652
Pension	\$ 13,465	\$ 5,820	\$ 6,952	\$ 13,761	\$ 8,010	\$ 11,526	\$ 2,565	\$ 2,447
OPEB	\$ 147	\$ 3,275	\$ -	\$ -	\$ 1,725	\$ -	\$ -	\$ -
Total Benefits	\$ 39,439	\$ 31,639	\$ 30,334	\$ 33,558	\$ 28,635	\$ 31,155	\$ 20,783	\$ 19,823
Total Compensation	\$ 112,739	\$ 99,864	\$ 95,302	\$ 102,157	\$ 97,628	\$ 102,083	\$ 107,746	\$ 102,766



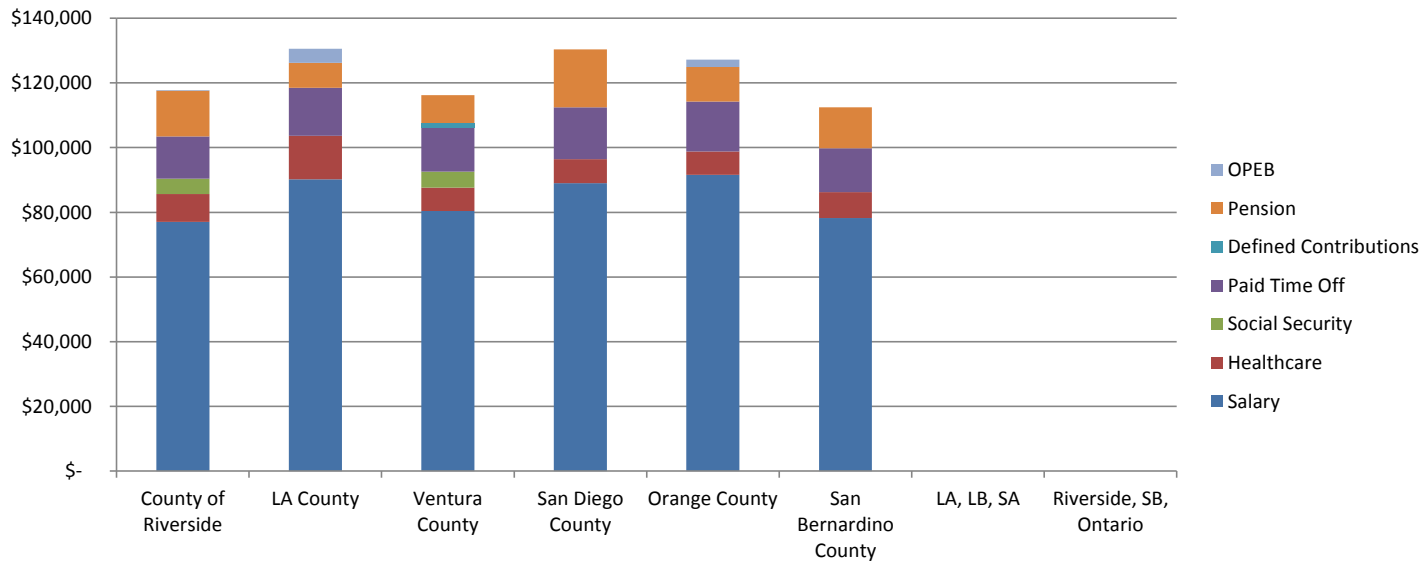
**SUPV ACCOUNTING TECHNICIAN**

	County of Riverside	LA County	Ventura County	San Diego County	Orange County	San Bernardino County	BLS DATA	
							LA, LB, SA	Riverside, SB, Ontario
Salary	\$ 56,234	\$ 47,037	\$ -	\$ 43,618	\$ 50,082	\$ 51,626	-	\$ -
Healthcare	\$ 8,585	\$ 13,462	\$ -	\$ 7,397	\$ 7,252	\$ 7,976	-	\$ -
Social Security	\$ 3,487	\$ -	\$ -	\$ -	\$ -	\$ -	\$ -	\$ -
Paid Time Off	\$ 9,517	\$ 7,779	\$ -	\$ 10,893	\$ 8,455	\$ 8,939	-	\$ -
Defined Contributions	\$ -	\$ -	\$ -	\$ -	\$ -	\$ -	-	\$ -
Pension	\$ 10,330	\$ 4,012	\$ -	\$ 8,750	\$ 5,814	\$ 8,389	-	\$ -
OPEB	\$ 112	\$ 2,258	\$ -	\$ -	\$ 1,252	\$ -	\$ -	\$ -
Total Benefits	\$ 32,031	\$ 27,511	\$ -	\$ 27,039	\$ 22,774	\$ 25,304	\$ -	\$ -
Total Compensation	\$ 88,265	\$ 74,548	\$ -	\$ 70,657	\$ 72,856	\$ 76,929	\$ -	\$ -



**SUPV APPRAISER**

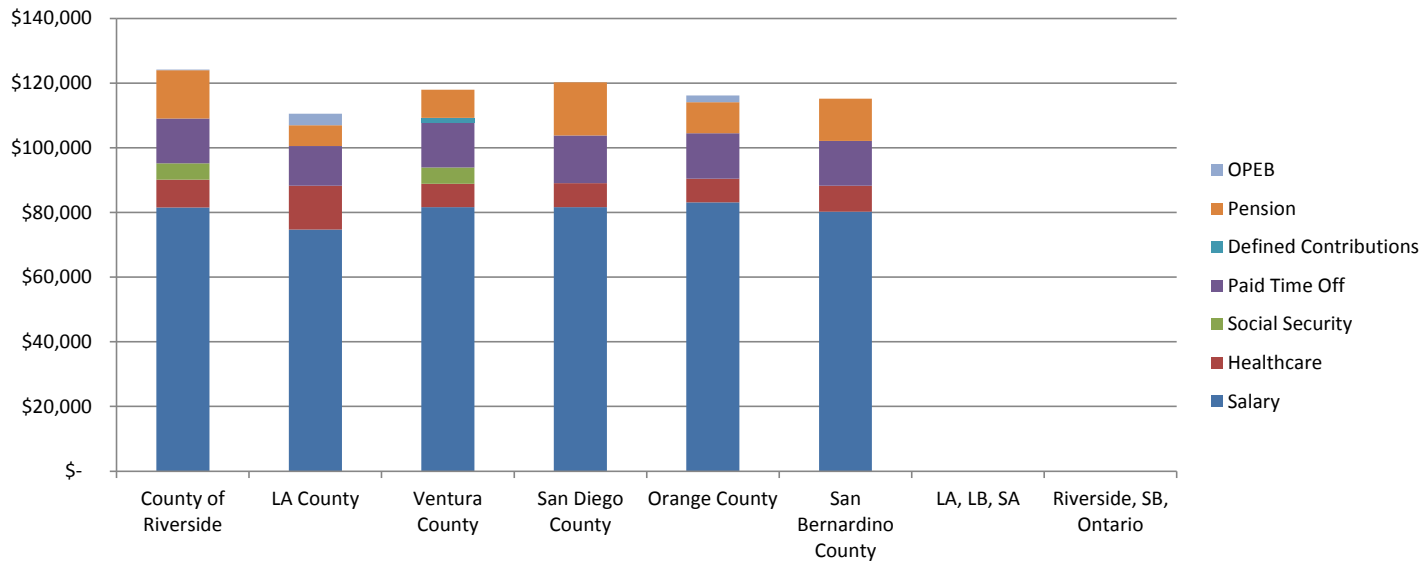
	County of Riverside	LA County	Ventura County	San Diego County	Orange County	San Bernardino County	BLS DATA	
							LA, LB, SA	Riverside, SB, Ontario
Salary	\$ 77,059	\$ 90,153	\$ 80,398	\$ 89,003	\$ 91,573	\$ 78,229	-	\$ -
Healthcare	\$ 8,585	\$ 13,462	\$ 7,222	\$ 7,397	\$ 7,252	\$ 7,976	-	\$ -
Social Security	\$ 4,778	\$ -	\$ 4,985	\$ -	\$ -	\$ -	\$ -	\$ -
Paid Time Off	\$ 13,041	\$ 14,910	\$ 13,608	\$ 16,089	\$ 15,460	\$ 13,545	-	\$ -
Defined Contributions	\$ -	\$ -	\$ 1,407	\$ -	\$ -	\$ -	-	\$ -
Pension	\$ 14,156	\$ 7,690	\$ 8,603	\$ 17,854	\$ 10,632	\$ 12,712	-	\$ -
OPEB	\$ 154	\$ 4,327	\$ -	\$ -	\$ 2,289	\$ -	\$ -	\$ -
Total Benefits	\$ 40,714	\$ 40,389	\$ 35,824	\$ 41,340	\$ 35,633	\$ 34,233	\$ -	\$ -
Total Compensation	\$ 117,773	\$ 130,542	\$ 116,222	\$ 130,343	\$ 127,206	\$ 112,462	\$ -	\$ -





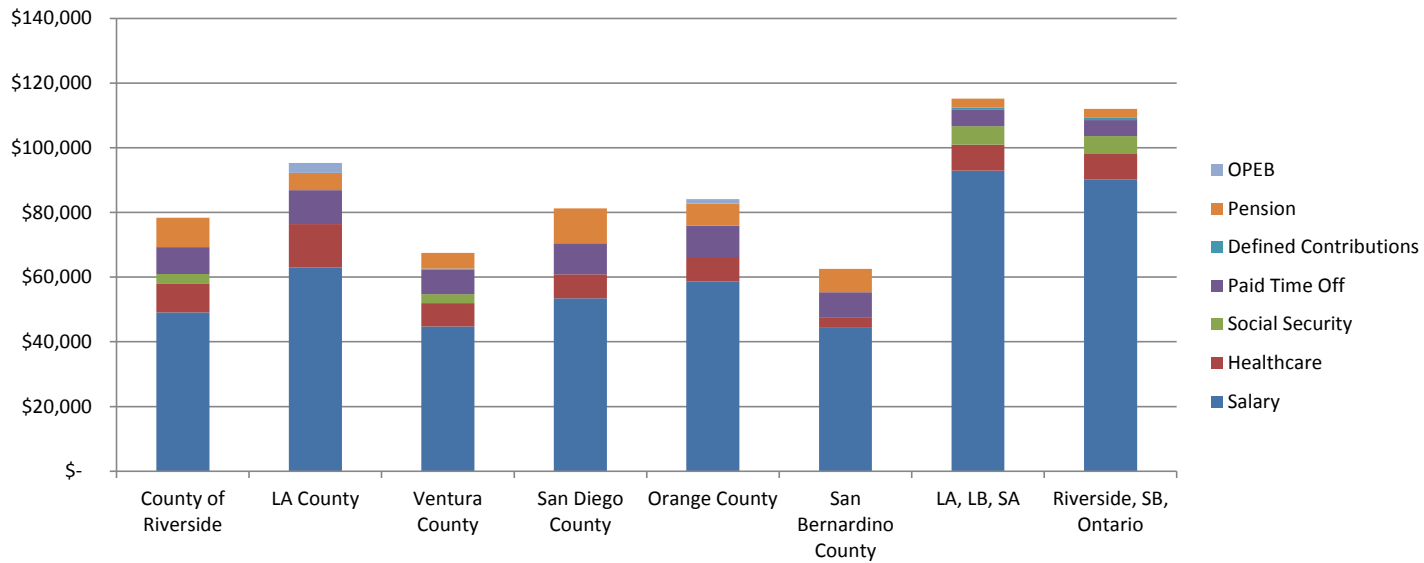
**SUPV ENV HEALTH SPECIALIST**

	County of Riverside	LA County	Ventura County	San Diego County	Orange County	San Bernardino County	BLS DATA	
							LA, LB, SA	Riverside, SB, Ontario
Salary	\$ 81,562	\$ 74,750	\$ 81,657	\$ 81,661	\$ 83,150	\$ 80,246	-	\$ -
Healthcare	\$ 8,585	\$ 13,462	\$ 7,222	\$ 7,397	\$ 7,252	\$ 7,976	-	\$ -
Social Security	\$ 5,057	\$ -	\$ 5,063	\$ -	\$ -	\$ -	\$ -	\$ -
Paid Time Off	\$ 13,803	\$ 12,363	\$ 13,823	\$ 14,762	\$ 14,038	\$ 13,894	-	\$ -
Defined Contributions	\$ -	\$ -	\$ 1,429	\$ -	\$ -	\$ -	-	\$ -
Pension	\$ 14,983	\$ 6,376	\$ 8,737	\$ 16,381	\$ 9,654	\$ 13,040	-	\$ -
OPEB	\$ 163	\$ 3,588	\$ -	\$ -	\$ 2,079	\$ -	\$ -	\$ -
Total Benefits	\$ 42,591	\$ 35,789	\$ 36,274	\$ 38,540	\$ 33,023	\$ 34,910	\$ -	\$ -
Total Compensation	\$ 124,153	\$ 110,539	\$ 117,931	\$ 120,201	\$ 116,172	\$ 115,157	\$ -	\$ -



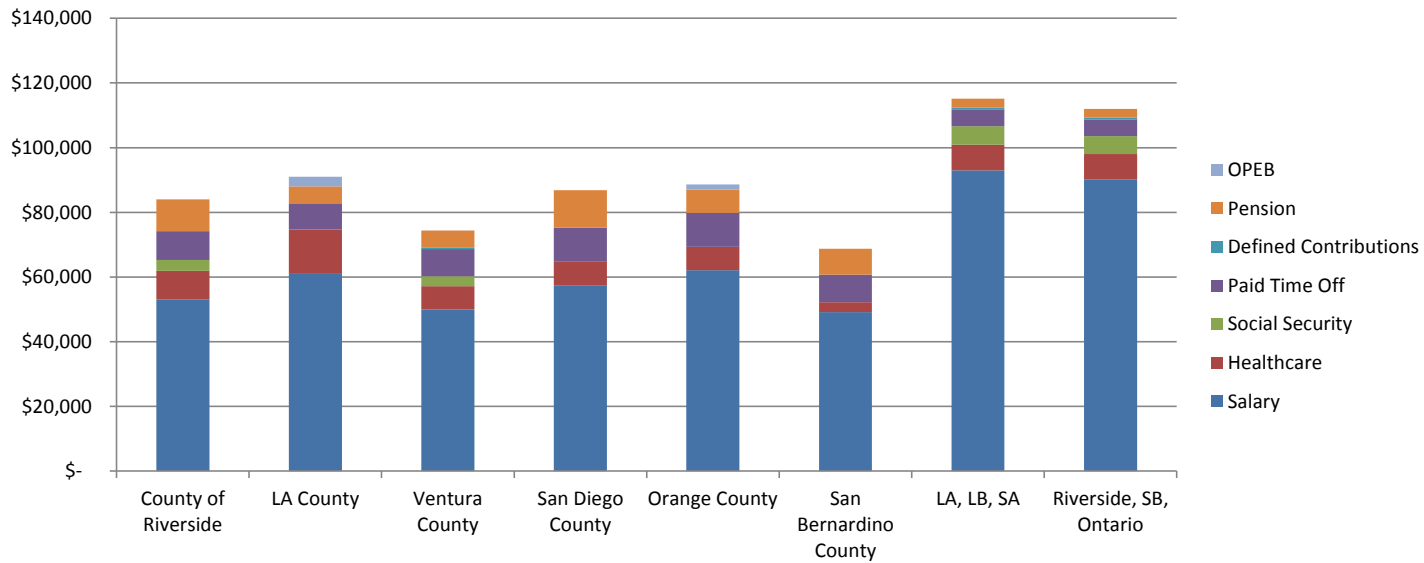
**EQUIPMENT OPERATOR I**

	County of Riverside	LA County	Ventura County	San Diego County	Orange County	San Bernardino County	BLS DATA	
							LA, LB, SA	Riverside, SB, Ontario
Salary	\$ 49,055	\$ 62,904	\$ 44,787	\$ 53,435	\$ 58,714	\$ 44,595	\$ 92,949	\$ 90,178
Healthcare	\$ 8,877	\$ 13,462	\$ 7,222	\$ 7,397	\$ 7,252	\$ 3,036	\$ 7,951	\$ 7,845
Social Security	\$ 3,041	\$ -	\$ 2,777	\$ -	\$ -	\$ -	\$ 5,763	\$ 5,591
Paid Time Off	\$ 8,302	\$ 10,504	\$ 7,580	\$ 9,659	\$ 9,912	\$ 7,721	\$ 5,027	\$ 4,960
Defined Contributions	\$ -	\$ -	\$ 336	\$ -	\$ -	\$ -	\$ 731	\$ 721
Pension	\$ 9,011	\$ 5,366	\$ 4,792	\$ 10,719	\$ 6,817	\$ 7,247	\$ 2,742	\$ 2,705
OPEB	\$ 98	\$ 3,019	\$ -	\$ -	\$ 1,468	\$ -	\$ -	\$ -
Total Benefits	\$ 29,330	\$ 32,352	\$ 22,707	\$ 27,776	\$ 25,449	\$ 18,004	\$ 22,214	\$ 21,823
Total Compensation	\$ 78,385	\$ 95,256	\$ 67,494	\$ 81,211	\$ 84,163	\$ 62,599	\$ 115,163	\$ 112,001



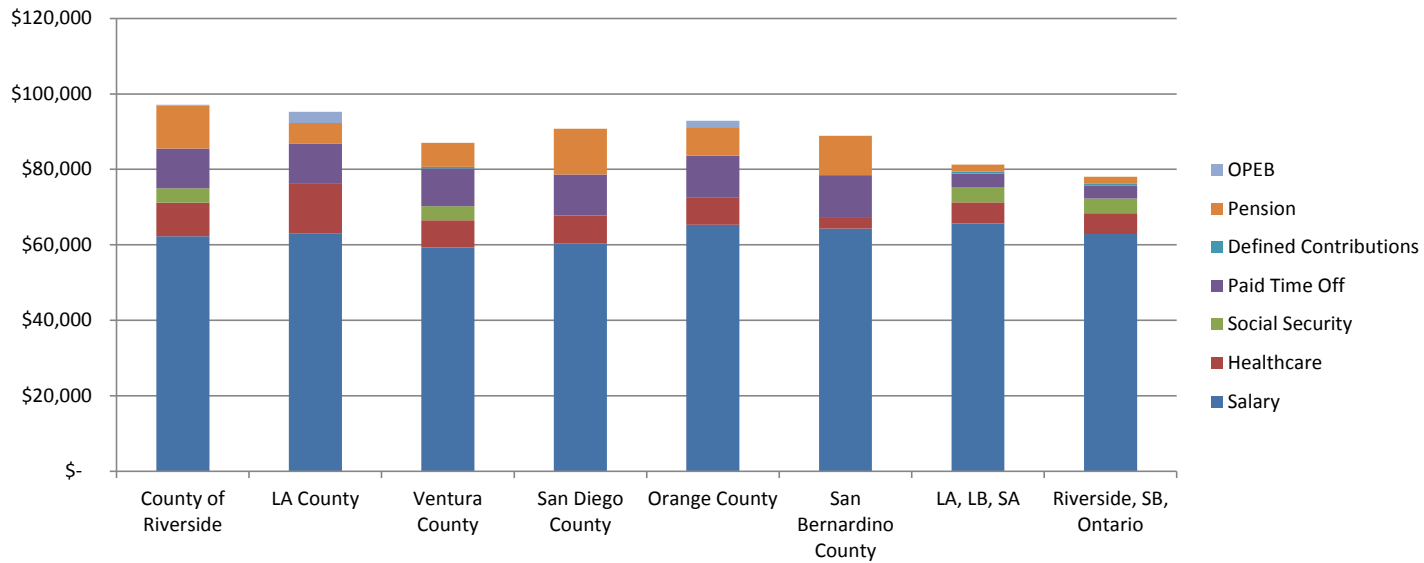
**EQUIPMENT OPERATOR II**

	County of Riverside	LA County	Ventura County	San Diego County	Orange County	San Bernardino County	BLS DATA	
							LA, LB, SA	Riverside, SB, Ontario
Salary	\$ 53,069	\$ 61,217	\$ 49,914	\$ 57,491	\$ 62,133	\$ 49,171	\$ 92,949	\$ 90,178
Healthcare	\$ 8,877	\$ 13,462	\$ 7,222	\$ 7,397	\$ 7,252	\$ 3,036	\$ 7,951	\$ 7,845
Social Security	\$ 3,290	\$ -	\$ 3,095	\$ -	\$ -	\$ -	\$ 5,763	\$ 5,591
Paid Time Off	\$ 8,981	\$ 8,150	\$ 8,450	\$ 10,393	\$ 10,490	\$ 8,514	\$ 5,027	\$ 4,960
Defined Contributions	\$ -	\$ -	\$ 374	\$ -	\$ -	\$ -	\$ 731	\$ 721
Pension	\$ 9,749	\$ 5,222	\$ 5,341	\$ 11,533	\$ 7,214	\$ 7,990	\$ 2,742	\$ 2,705
OPEB	\$ 106	\$ 2,938	\$ -	\$ -	\$ 1,553	\$ -	\$ -	\$ -
Total Benefits	\$ 31,003	\$ 29,772	\$ 24,482	\$ 29,322	\$ 26,509	\$ 19,540	\$ 22,214	\$ 21,823
Total Compensation	\$ 84,072	\$ 90,989	\$ 74,396	\$ 86,814	\$ 88,642	\$ 68,711	\$ 115,163	\$ 112,001



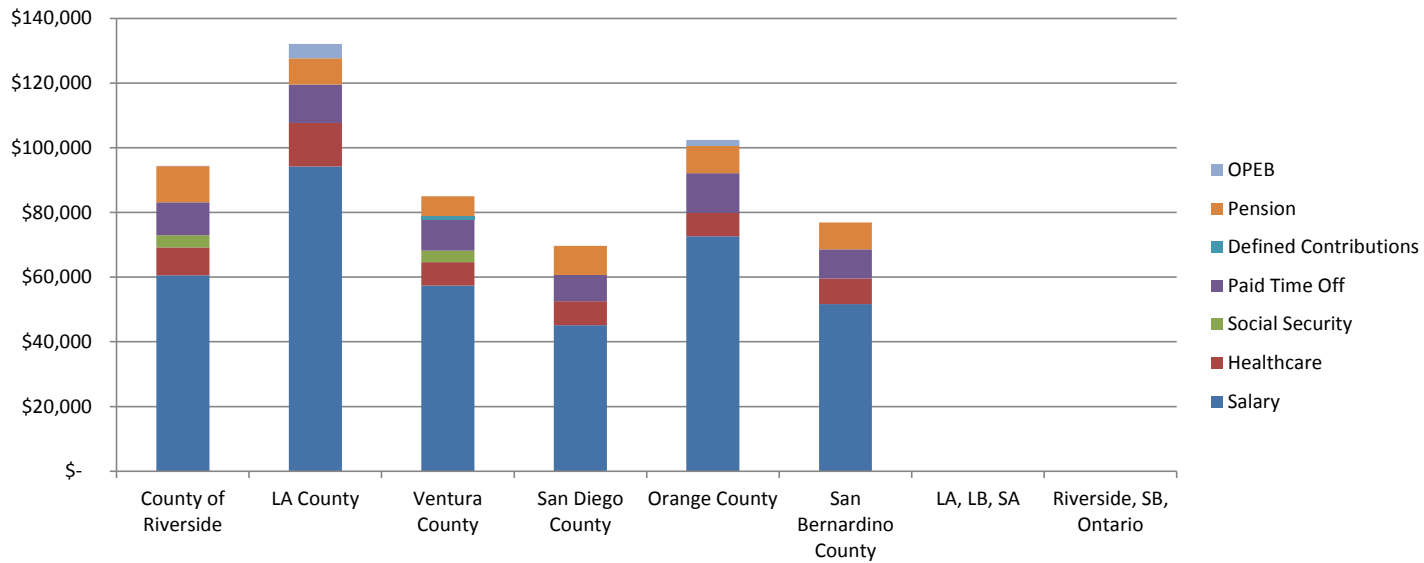
**SR HEAVY EQUIPMENT MECHANIC**

	County of Riverside	LA County	Ventura County	San Diego County	Orange County	San Bernardino County	BLS DATA	
							LA, LB, SA	Riverside, SB, Ontario
Salary	\$ 62,255	\$ 62,913	\$ 59,313	\$ 60,362	\$ 65,344	\$ 64,314	\$ 65,618	\$ 62,868
Healthcare	\$ 8,877	\$ 13,462	\$ 7,222	\$ 7,397	\$ 7,252	\$ 3,036	\$ 5,613	\$ 5,470
Social Security	\$ 3,860	\$ -	\$ 3,677	\$ -	\$ -	\$ -	\$ 4,068	\$ 3,898
Paid Time Off	\$ 10,536	\$ 10,506	\$ 10,041	\$ 10,912	\$ 11,032	\$ 11,136	\$ 3,549	\$ 3,458
Defined Contributions	\$ -	\$ -	\$ 445	\$ -	\$ -	\$ -	\$ 516	\$ 503
Pension	\$ 11,436	\$ 5,366	\$ 6,346	\$ 12,109	\$ 7,586	\$ 10,451	\$ 1,936	\$ 1,886
OPEB	\$ 125	\$ 3,020	\$ -	\$ -	\$ 1,634	\$ -	\$ -	\$ -
Total Benefits	\$ 34,834	\$ 32,354	\$ 27,732	\$ 30,417	\$ 27,504	\$ 24,623	\$ 15,682	\$ 15,214
Total Compensation	\$ 97,089	\$ 95,267	\$ 87,045	\$ 90,779	\$ 92,848	\$ 88,936	\$ 81,301	\$ 78,083



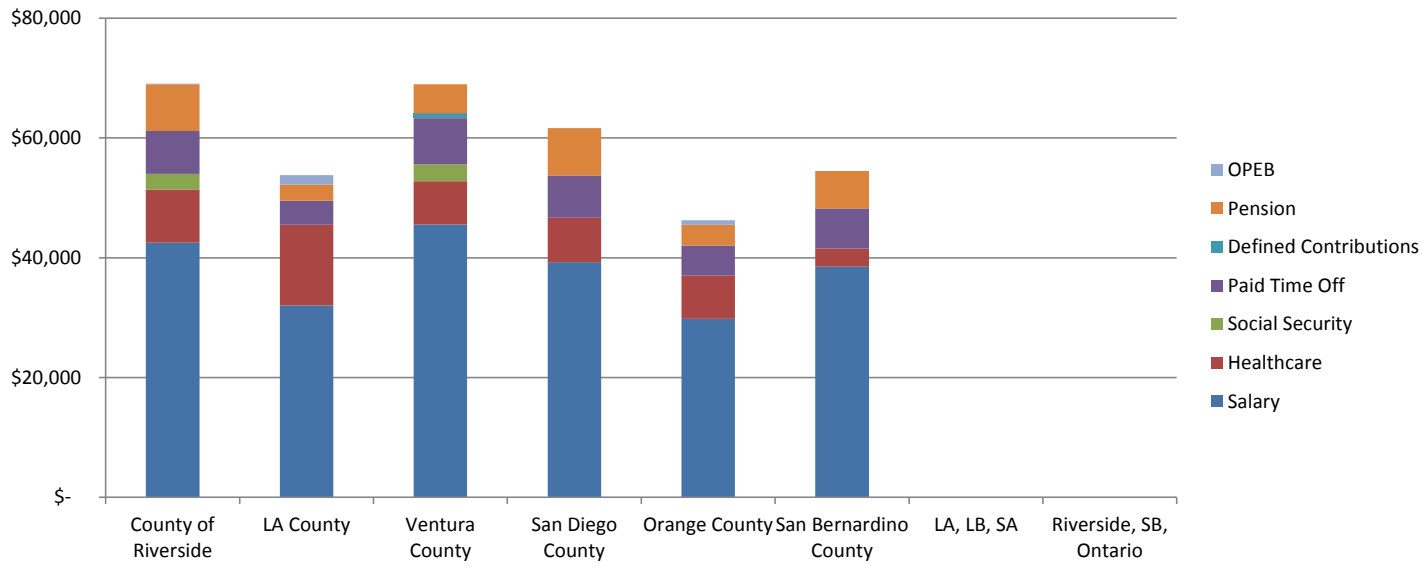
**CORRECTIONAL FOOD SVCS SUPV**

	County of Riverside	LA County	Ventura County	San Diego County	Orange County	San Bernardino County	BLS DATA	
							LA, LB, SA	Riverside, SB, Ontario
Salary	\$ 60,576	\$ 94,243	\$ 57,383	\$ 45,115	\$ 72,641	\$ 51,626	\$ -	\$ -
Healthcare	\$ 8,585	\$ 13,462	\$ 7,222	\$ 7,397	\$ 7,252	\$ 7,976	\$ -	\$ -
Social Security	\$ 3,756	\$ -	\$ 3,558	\$ -	\$ -	\$ -	\$ -	\$ -
Paid Time Off	\$ 10,251	\$ 11,884	\$ 9,714	\$ 8,155	\$ 12,264	\$ 8,939	\$ -	\$ -
Defined Contributions	\$ -	\$ -	\$ 1,004	\$ -	\$ -	\$ -	\$ -	\$ -
Pension	\$ 11,128	\$ 8,039	\$ 6,140	\$ 9,050	\$ 8,434	\$ 8,389	\$ -	\$ -
OPEB	\$ 121	\$ 4,524	\$ -	\$ -	\$ 1,816	\$ -	\$ -	\$ -
Total Benefits	\$ 33,841	\$ 37,908	\$ 27,638	\$ 24,603	\$ 29,766	\$ 25,304	\$ -	\$ -
Total Compensation	\$ 94,417	\$ 132,151	\$ 85,021	\$ 69,718	\$ 102,407	\$ 76,929	\$ -	\$ -



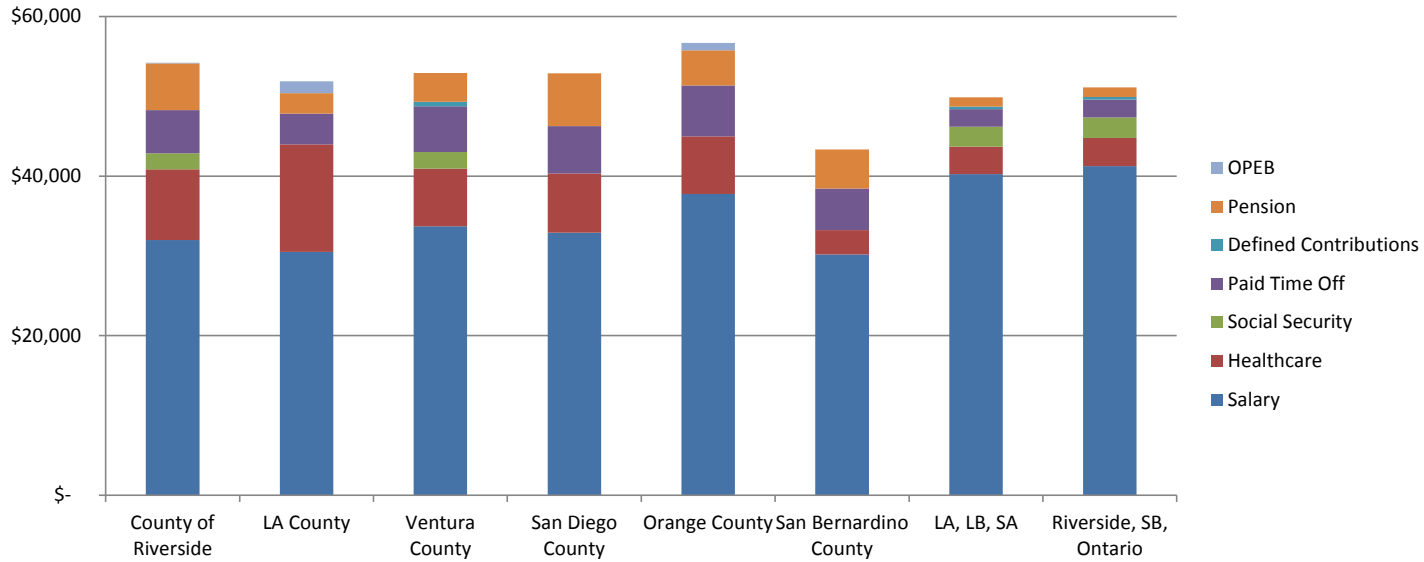
**CORRECTIONAL SR FOOD SVC WRKR**

	County of Riverside	LA County	Ventura County	San Diego County	Orange County	San Bernardino County	BLS DATA	
							LA, LB, SA	Riverside, SB, Ontario
Salary	\$ 42,494	\$ 32,024	\$ 45,550	\$ 39,270	\$ 29,774	\$ 38,522	\$ -	\$ -
Healthcare	\$ 8,877	\$ 13,462	\$ 7,222	\$ 7,397	\$ 7,252	\$ 3,036	\$ -	\$ -
Social Security	\$ 2,635	\$ -	\$ 2,824	\$ -	\$ -	\$ -	\$ -	\$ -
Paid Time Off	\$ 7,191	\$ 4,033	\$ 7,711	\$ 7,099	\$ 5,027	\$ 6,670	\$ -	\$ -
Defined Contributions	\$ -	\$ -	\$ 797	\$ -	\$ -	\$ -	\$ -	\$ -
Pension	\$ 7,806	\$ 2,732	\$ 4,874	\$ 7,878	\$ 3,457	\$ 6,260	\$ -	\$ -
OPEB	\$ 85	\$ 1,537	\$ -	\$ -	\$ 744	\$ -	\$ -	\$ -
Total Benefits	\$ 26,594	\$ 21,764	\$ 23,428	\$ 22,374	\$ 16,480	\$ 15,966	\$ -	\$ -
Total Compensation	\$ 69,088	\$ 53,788	\$ 68,978	\$ 61,644	\$ 46,254	\$ 54,487	\$ -	\$ -



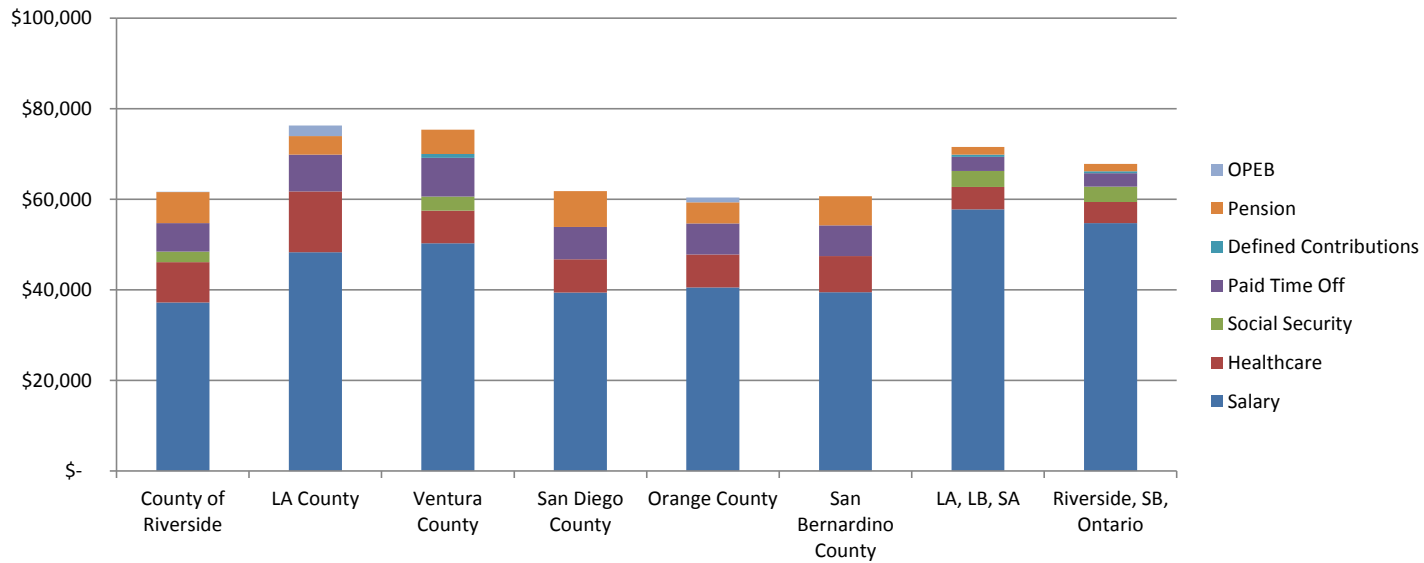
**CUSTODIAN**

								BLS DATA	
	County of Riverside	LA County	Ventura County	San Diego County	Orange County	San Bernardino County	LA, LB, SA	Riverside, SB, Ontario	
Salary	\$ 31,976	\$ 30,502	\$ 33,713	\$ 32,906	\$ 37,739	\$ 30,181	\$ 40,255	\$ 41,250	
Healthcare	\$ 8,877	\$ 13,462	\$ 7,222	\$ 7,397	\$ 7,252	\$ 3,036	\$ 3,444	\$ 3,529	
Social Security	\$ 1,983	\$ -	\$ 2,090	\$ -	\$ -	\$ -	\$ 2,496	\$ 2,557	
Paid Time Off	\$ 5,411	\$ 3,838	\$ 5,707	\$ 5,948	\$ 6,371	\$ 5,226	\$ 2,177	\$ 2,231	
Defined Contributions	\$ -	\$ -	\$ 590	\$ -	\$ -	\$ -	\$ 317	\$ 324	
Pension	\$ 5,874	\$ 2,602	\$ 3,607	\$ 6,601	\$ 4,381	\$ 4,904	\$ 1,187	\$ 1,217	
OPEB	\$ 64	\$ 1,464	\$ -	\$ -	\$ 943	\$ -	\$ -	\$ -	
Total Benefits	\$ 22,209	\$ 21,366	\$ 19,217	\$ 19,946	\$ 18,948	\$ 13,166	\$ 9,621	\$ 9,858	
Total Compensation	\$ 54,185	\$ 51,868	\$ 52,930	\$ 52,852	\$ 56,687	\$ 43,347	\$ 49,876	\$ 51,108	



**CUSTOMER SUPPORT REP II**

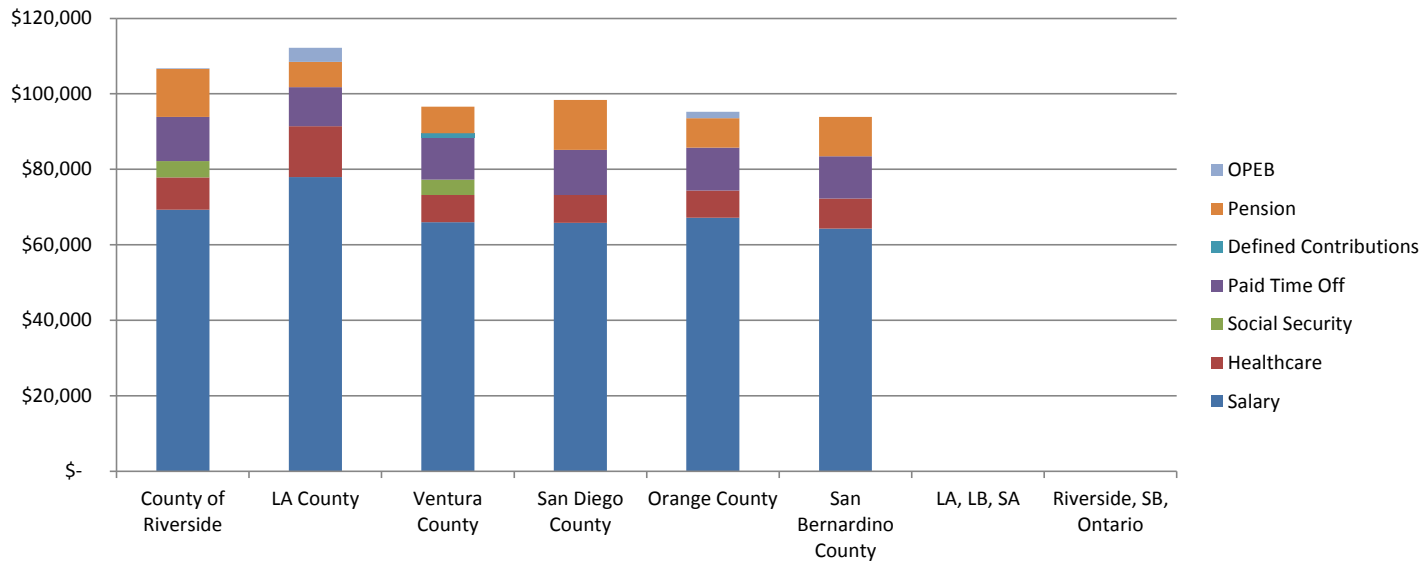
	County of Riverside	LA County	Ventura County	San Diego County	Orange County	San Bernardino County	BLS DATA	
							LA, LB, SA	Riverside, SB, Ontario
Salary	\$ 37,256	\$ 48,319	\$ 50,301	\$ 39,395	\$ 40,574	\$ 39,478	\$ 57,770	\$ 54,724
Healthcare	\$ 8,877	\$ 13,462	\$ 7,222	\$ 7,397	\$ 7,252	\$ 7,976	\$ 4,942	\$ 4,681
Social Security	\$ 2,310	\$ -	\$ 3,119	\$ -	\$ -	\$ -	\$ 3,582	\$ 3,393
Paid Time Off	\$ 6,305	\$ 8,069	\$ 8,513	\$ 7,121	\$ 6,850	\$ 6,835	\$ 3,124	\$ 2,960
Defined Contributions	\$ -	\$ -	\$ 880	\$ -	\$ -	\$ -	\$ 454	\$ 430
Pension	\$ 6,844	\$ 4,122	\$ 5,382	\$ 7,903	\$ 4,711	\$ 6,415	\$ 1,704	\$ 1,614
OPEB	\$ 75	\$ 2,319	\$ -	\$ -	\$ 1,014	\$ -	\$ -	\$ -
Total Benefits	\$ 24,411	\$ 27,972	\$ 25,117	\$ 22,421	\$ 19,827	\$ 21,227	\$ 13,807	\$ 13,079
Total Compensation	\$ 61,667	\$ 76,290	\$ 75,418	\$ 61,816	\$ 60,401	\$ 60,705	\$ 71,577	\$ 67,803





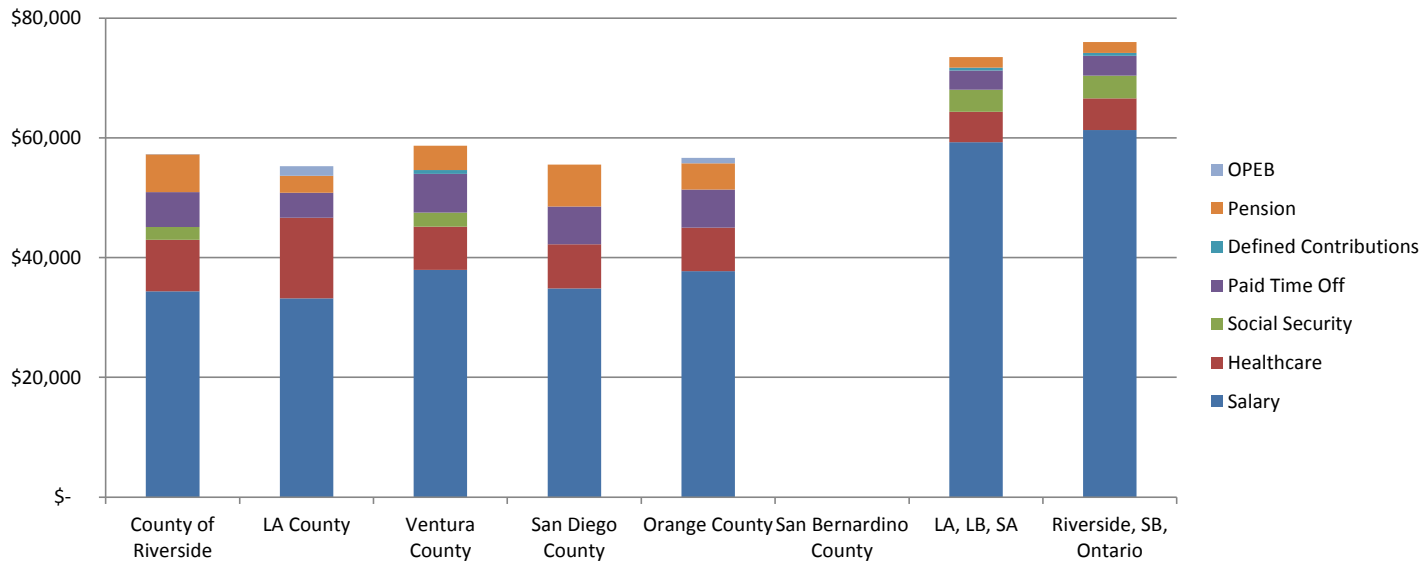
**DISTRICT ROAD MAINTENANCE SUPV**

	County of Riverside	LA County	Ventura County	San Diego County	Orange County	San Bernardino County	BLS DATA	
							LA, LB, SA	Riverside, SB, Ontario
Salary	\$ 69,298	\$ 77,942	\$ 65,951	\$ 65,832	\$ 67,137	\$ 64,314	\$ -	\$ -
Healthcare	\$ 8,585	\$ 13,462	\$ 7,222	\$ 7,397	\$ 7,252	\$ 7,976	\$ -	\$ -
Social Security	\$ 4,296	\$ -	\$ 4,089	\$ -	\$ -	\$ -	\$ -	\$ -
Paid Time Off	\$ 11,727	\$ 10,378	\$ 11,164	\$ 11,900	\$ 11,334	\$ 11,136	\$ -	\$ -
Defined Contributions	\$ -	\$ -	\$ 1,154	\$ -	\$ -	\$ -	\$ -	\$ -
Pension	\$ 12,730	\$ 6,648	\$ 7,057	\$ 13,206	\$ 7,795	\$ 10,451	\$ -	\$ -
OPEB	\$ 139	\$ 3,741	\$ -	\$ -	\$ 1,678	\$ -	\$ -	\$ -
Total Benefits	\$ 37,478	\$ 34,229	\$ 30,687	\$ 32,503	\$ 28,060	\$ 29,563	\$ -	\$ -
Total Compensation	\$ 106,776	\$ 112,171	\$ 96,637	\$ 98,335	\$ 95,197	\$ 93,876	\$ -	\$ -



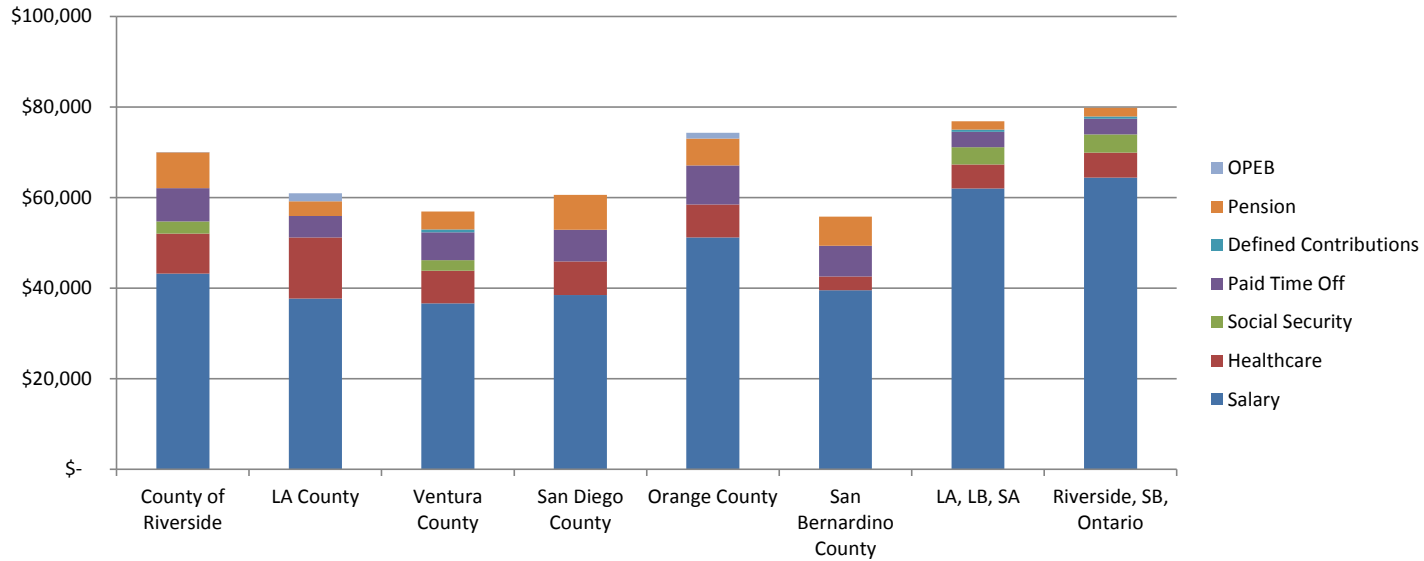
**LEAD HOUSEKEEPER**

	County of Riverside	LA County	Ventura County	San Diego County	Orange County	San Bernardino County	BLS DATA	
							LA, LB, SA	Riverside, SB, Ontario
Salary	\$ 34,400	\$ 33,218	\$ 37,971	\$ 34,840	\$ 37,739	\$ -	\$ 59,315	\$ 61,345
Healthcare	\$ 8,585	\$ 13,462	\$ 7,222	\$ 7,397	\$ 7,252	\$ -	\$ 5,074	\$ 5,248
Social Security	\$ 2,133	\$ -	\$ 2,354	\$ -	\$ -	\$ -	\$ 3,678	\$ 3,803
Paid Time Off	\$ 5,822	\$ 4,188	\$ 6,429	\$ 6,298	\$ 6,371	\$ -	\$ 3,208	\$ 3,318
Defined Contributions	\$ -	\$ -	\$ 664	\$ -	\$ -	\$ -	\$ 467	\$ 483
Pension	\$ 6,319	\$ 2,834	\$ 4,063	\$ 6,989	\$ 4,381	\$ -	\$ 1,750	\$ 1,810
OPEB	\$ 69	\$ 1,594	\$ -	\$ -	\$ 943	\$ -	\$ -	\$ -
Total Benefits	\$ 22,928	\$ 22,078	\$ 20,733	\$ 20,684	\$ 18,948	\$ -	\$ 14,176	\$ 14,661
Total Compensation	\$ 57,328	\$ 55,296	\$ 58,704	\$ 55,524	\$ 56,687	\$ -	\$ 73,490	\$ 76,006



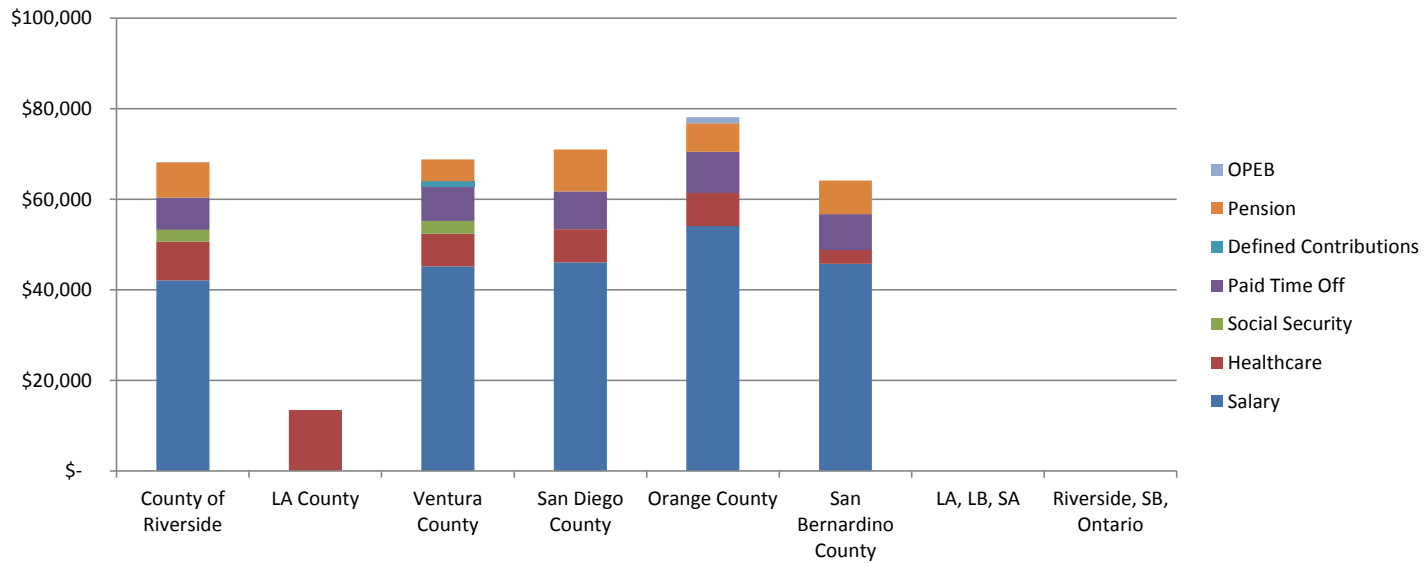
**MAINTENANCE & CONST WRKR**

	County of Riverside	LA County	Ventura County	San Diego County	Orange County	San Bernardino County	BLS DATA	
							LA, LB, SA	Riverside, SB, Ontario
Salary	\$ 43,169	\$ 37,685	\$ 36,631	\$ 38,480	\$ 51,187	\$ 39,478	\$ 61,980	\$ 64,392
Healthcare	\$ 8,877	\$ 13,462	\$ 7,222	\$ 7,397	\$ 7,252	\$ 3,036	\$ 5,302	\$ 5,508
Social Security	\$ 2,676	\$ -	\$ 2,271	\$ -	\$ -	\$ -	\$ 3,843	\$ 3,992
Paid Time Off	\$ 7,305	\$ 4,769	\$ 6,200	\$ 6,956	\$ 8,642	\$ 6,835	\$ 3,352	\$ 3,482
Defined Contributions	\$ -	\$ -	\$ 641	\$ -	\$ -	\$ -	\$ 488	\$ 507
Pension	\$ 7,930	\$ 3,215	\$ 3,919	\$ 7,719	\$ 5,943	\$ 6,415	\$ 1,828	\$ 1,899
OPEB	\$ 86	\$ 1,809	\$ -	\$ -	\$ 1,280	\$ -	\$ -	\$ -
Total Benefits	\$ 26,876	\$ 23,255	\$ 20,254	\$ 22,072	\$ 23,116	\$ 16,287	\$ 14,813	\$ 15,389
Total Compensation	\$ 70,045	\$ 60,940	\$ 56,885	\$ 60,552	\$ 74,303	\$ 55,765	\$ 76,793	\$ 79,781



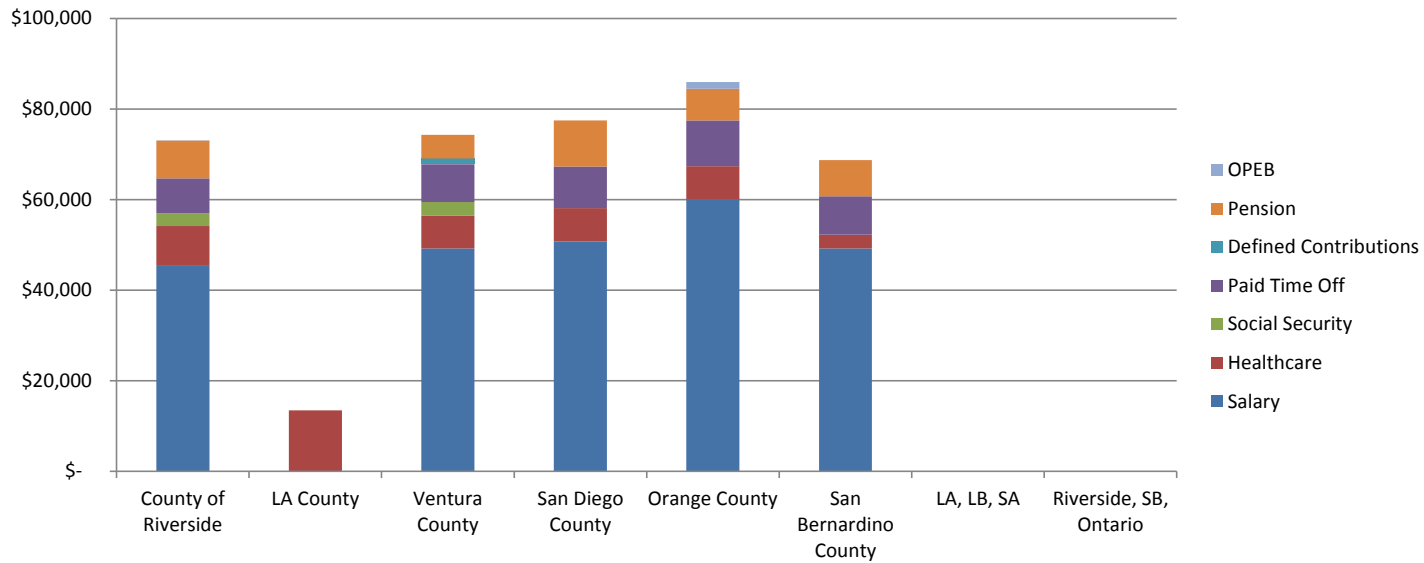
**PARK RANGER I - PARKS**

	County of Riverside	LA County	Ventura County	San Diego County	Orange County	San Bernardino County	BLS DATA	
							LA, LB, SA	Riverside, SB, Ontario
Salary	\$ 42,092	\$ -	\$ 45,191	\$ 46,030	\$ 54,127	\$ 45,739	\$ -	\$ -
Healthcare	\$ 8,585	\$ 13,462	\$ 7,222	\$ 7,397	\$ 7,252	\$ 3,036	\$ -	\$ -
Social Security	\$ 2,610	\$ -	\$ 2,802	\$ -	\$ -	\$ -	\$ -	\$ -
Paid Time Off	\$ 7,123	\$ -	\$ 7,651	\$ 8,321	\$ 9,138	\$ 7,919	\$ -	\$ -
Defined Contributions	\$ -	\$ -	\$ 1,130	\$ -	\$ -	\$ -	\$ -	\$ -
Pension	\$ 7,732	\$ -	\$ 4,835	\$ 9,234	\$ 6,284	\$ 7,433	\$ -	\$ -
OPEB	\$ 84	\$ -	\$ -	\$ -	\$ 1,353	\$ -	\$ -	\$ -
Total Benefits	\$ 26,134	\$ 13,462	\$ 23,640	\$ 24,952	\$ 24,028	\$ 18,388	\$ -	\$ -
Total Compensation	\$ 68,226	\$ 13,462	\$ 68,831	\$ 70,982	\$ 78,154	\$ 64,127	\$ -	\$ -



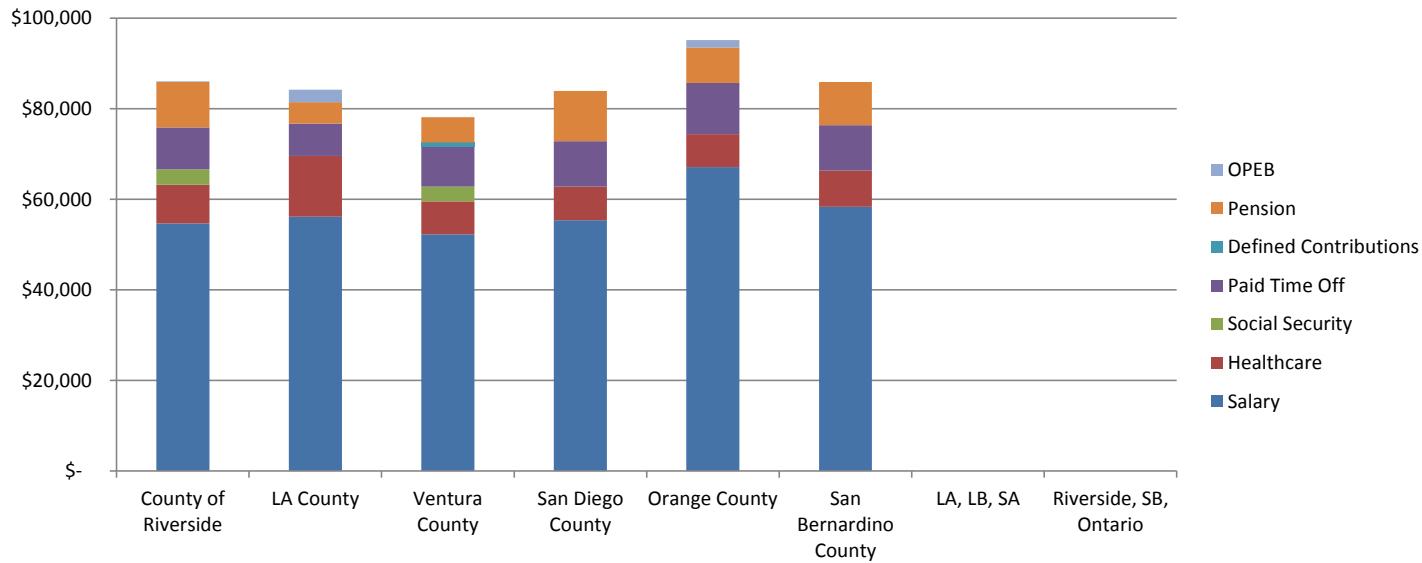
**PARK RANGER II - PARKS**

	County of Riverside	LA County	Ventura County	San Diego County	Orange County	San Bernardino County	BLS DATA	
							LA, LB, SA	Riverside, SB, Ontario
Salary	\$ 45,535	\$ -	\$ 49,196	\$ 50,710	\$ 60,069	\$ 49,171	\$ -	\$ -
Healthcare	\$ 8,585	\$ 13,462	\$ 7,222	\$ 7,397	\$ 7,252	\$ 3,036	\$ -	\$ -
Social Security	\$ 2,823	\$ -	\$ 3,050	\$ -	\$ -	\$ -	\$ -	\$ -
Paid Time Off	\$ 7,706	\$ -	\$ 8,327	\$ 9,167	\$ 10,141	\$ 8,514	\$ -	\$ -
Defined Contributions	\$ -	\$ -	\$ 1,230	\$ -	\$ -	\$ -	\$ -	\$ -
Pension	\$ 8,365	\$ -	\$ 5,264	\$ 10,173	\$ 6,974	\$ 7,990	\$ -	\$ -
OPEB	\$ 91	\$ -	\$ -	\$ -	\$ 1,502	\$ -	\$ -	\$ -
Total Benefits	\$ 27,570	\$ 13,462	\$ 25,093	\$ 26,736	\$ 25,869	\$ 19,540	\$ -	\$ -
Total Compensation	\$ 73,105	\$ 13,462	\$ 74,289	\$ 77,447	\$ 85,938	\$ 68,711	\$ -	\$ -




**PARK RANGER SUPV - PARKS**

	County of Riverside	LA County	Ventura County	San Diego County	Orange County	San Bernardino County	BLS DATA	
							LA, LB, SA	Riverside, SB, Ontario
Salary	\$ 54,660	\$ 56,148	\$ 52,305	\$ 55,411	\$ 67,137	\$ 58,323	\$ -	\$ -
Healthcare	\$ 8,585	\$ 13,462	\$ 7,222	\$ 7,397	\$ 7,252	\$ 7,976	\$ -	\$ -
Social Security	\$ 3,389	\$ -	\$ 3,243	\$ -	\$ -	\$ -	\$ -	\$ -
Paid Time Off	\$ 9,250	\$ 7,091	\$ 8,855	\$ 10,017	\$ 11,334	\$ 10,098	\$ -	\$ -
Defined Contributions	\$ -	\$ -	\$ 915	\$ -	\$ -	\$ -	\$ -	\$ -
Pension	\$ 10,041	\$ 4,789	\$ 5,597	\$ 11,115	\$ 7,795	\$ 9,478	\$ -	\$ -
OPEB	\$ 109	\$ 2,695	\$ -	\$ -	\$ 1,678	\$ -	\$ -	\$ -
Total Benefits	\$ 31,375	\$ 28,038	\$ 25,832	\$ 28,529	\$ 28,060	\$ 27,552	\$ -	\$ -
Total Compensation	\$ 86,035	\$ 84,186	\$ 78,137	\$ 83,940	\$ 95,197	\$ 85,875	\$ -	\$ -




**PARKING ATTENDANT I**

	County of Riverside	LA County	Ventura County	San Diego County	Orange County	San Bernardino County	BLS DATA	
							LA, LB, SA	Riverside, SB, Ontario
Salary	\$ 31,316	\$ 31,486	\$ -	\$ -	\$ -	\$ -	\$ -	\$ -
Healthcare	\$ 8,877	\$ 13,462	\$ -	\$ -	\$ -	\$ -	\$ -	\$ -
Social Security	\$ 1,942	\$ -	\$ -	\$ -	\$ -	\$ -	\$ -	\$ -
Paid Time Off	\$ 5,300	\$ 3,964	\$ -	\$ -	\$ -	\$ -	\$ -	\$ -
Defined Contributions	\$ -	\$ -	\$ -	\$ -	\$ -	\$ -	\$ -	\$ -
Pension	\$ 5,753	\$ 2,686	\$ -	\$ -	\$ -	\$ -	\$ -	\$ -
OPEB	\$ 63	\$ 1,511	\$ -	\$ -	\$ -	\$ -	\$ -	\$ -
Total Benefits	\$ 21,934	\$ 21,624	\$ -	\$ -	\$ -	\$ -	\$ -	\$ -
Total Compensation	\$ 53,250	\$ 53,109	\$ -	\$ -	\$ -	\$ -	\$ -	\$ -



**PARKING ATTENDANT II**

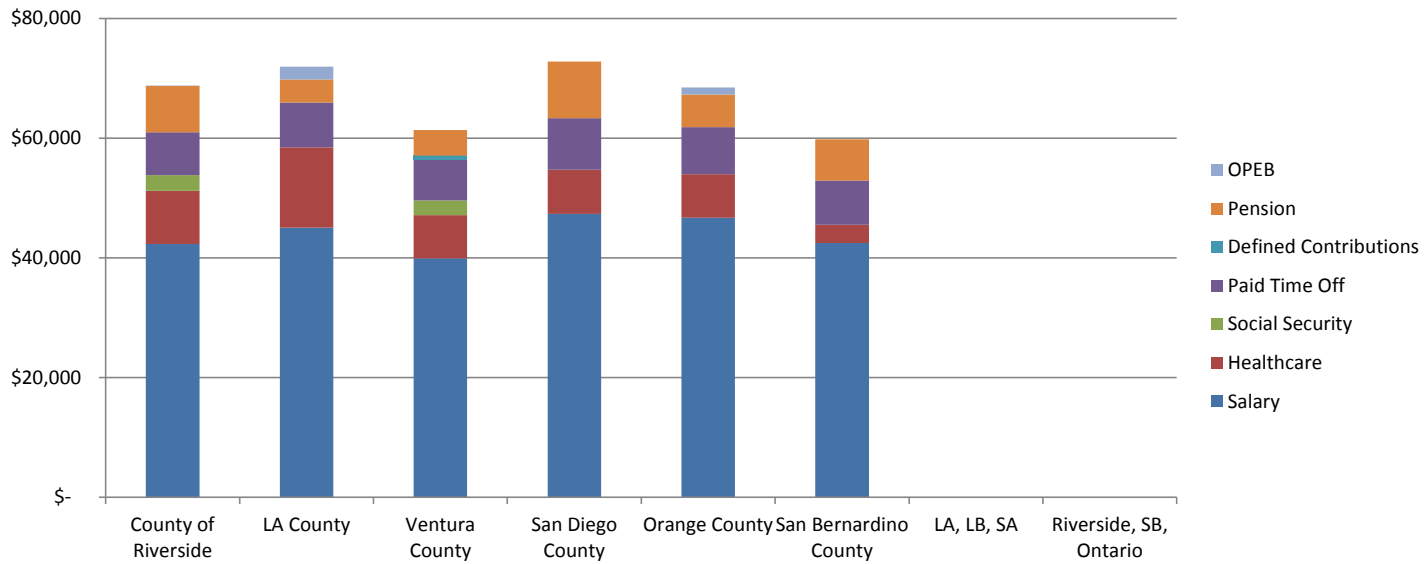
	County of Riverside	LA County	Ventura County	San Diego County	Orange County	San Bernardino County	BLS DATA	
							LA, LB, SA	Riverside, SB, Ontario
Salary	\$ 34,781	\$ 31,486	\$ -	\$ -	\$ -	\$ -	\$ -	\$ -
Healthcare	\$ 8,877	\$ 13,462	\$ -	\$ -	\$ -	\$ -	\$ -	\$ -
Social Security	\$ 2,156	\$ -	\$ -	\$ -	\$ -	\$ -	\$ -	\$ -
Paid Time Off	\$ 5,886	\$ 5,258	\$ -	\$ -	\$ -	\$ -	\$ -	\$ -
Defined Contributions	\$ -	\$ -	\$ -	\$ -	\$ -	\$ -	\$ -	\$ -
Pension	\$ 6,389	\$ 2,686	\$ -	\$ -	\$ -	\$ -	\$ -	\$ -
OPEB	\$ 70	\$ 1,511	\$ -	\$ -	\$ -	\$ -	\$ -	\$ -
Total Benefits	\$ 23,379	\$ 22,917	\$ -	\$ -	\$ -	\$ -	\$ -	\$ -
Total Compensation	\$ 58,160	\$ 54,403	\$ -	\$ -	\$ -	\$ -	\$ -	\$ -





**SUPPORT SERVICES TECHNICIAN**

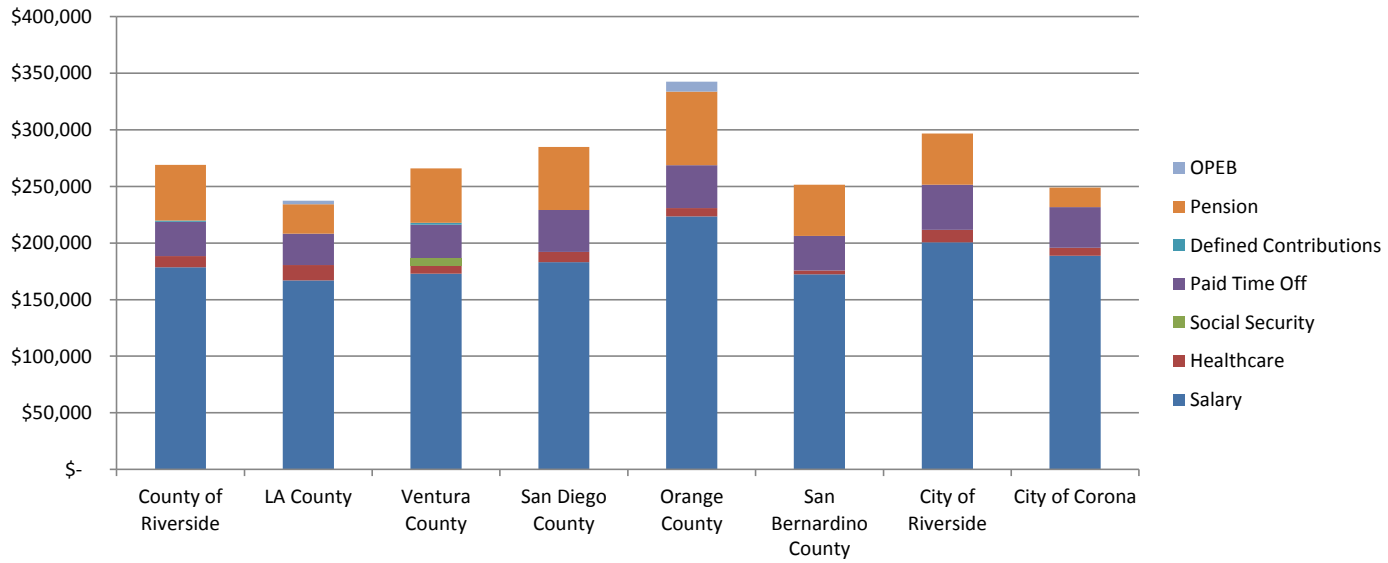
	County of Riverside	LA County	Ventura County	San Diego County	Orange County	San Bernardino County	BLS DATA	
							LA, LB, SA	Riverside, SB, Ontario
Salary	\$ 42,287	\$ 45,020	\$ 39,909	\$ 47,340	\$ 46,704	\$ 42,494	\$ -	\$ -
Healthcare	\$ 8,877	\$ 13,462	\$ 7,222	\$ 7,397	\$ 7,252	\$ 3,036	\$ -	\$ -
Social Security	\$ 2,622	\$ -	\$ 2,474	\$ -	\$ -	\$ -	\$ -	\$ -
Paid Time Off	\$ 7,156	\$ 7,446	\$ 6,756	\$ 8,558	\$ 7,885	\$ 7,358	\$ -	\$ -
Defined Contributions	\$ -	\$ -	\$ 698	\$ -	\$ -	\$ -	\$ -	\$ -
Pension	\$ 7,768	\$ 3,840	\$ 4,270	\$ 9,496	\$ 5,422	\$ 6,905	\$ -	\$ -
OPEB	\$ 85	\$ 2,161	\$ -	\$ -	\$ 1,168	\$ -	\$ -	\$ -
Total Benefits	\$ 26,508	\$ 26,909	\$ 21,422	\$ 25,451	\$ 21,727	\$ 17,299	\$ -	\$ -
Total Compensation	\$ 68,795	\$ 71,928	\$ 61,331	\$ 72,791	\$ 68,431	\$ 59,793	\$ -	\$ -



County of Riverside Analysis

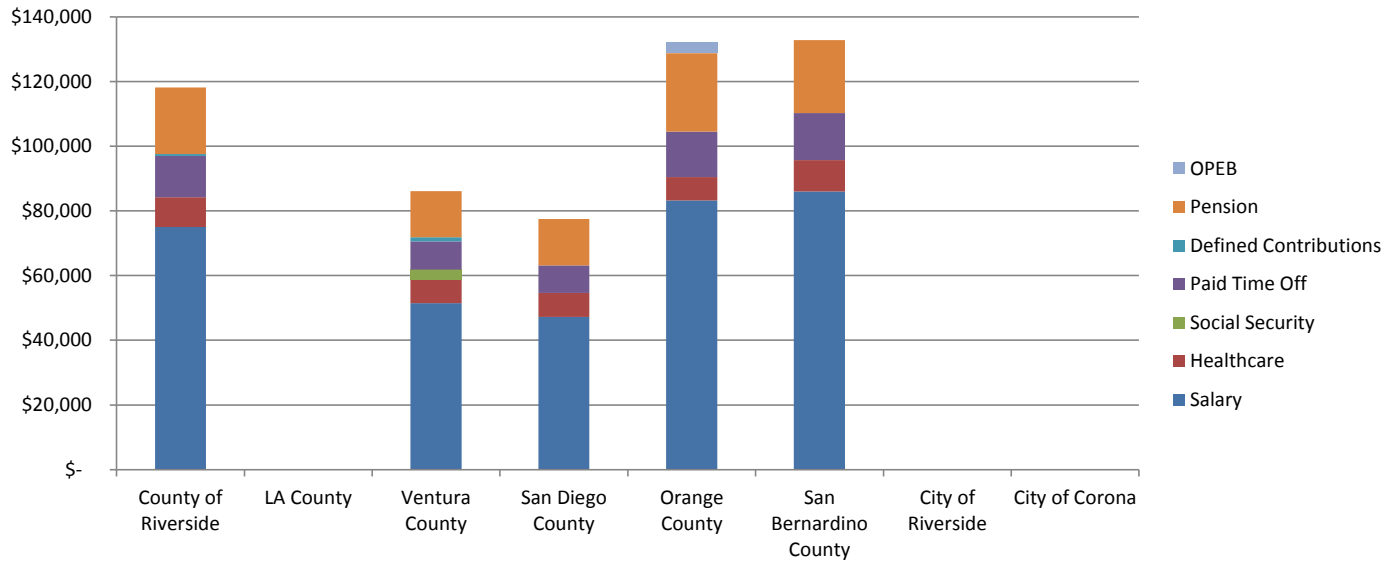
**CHF DEP SHERIFF B**

	County of Riverside	LA County	Ventura County	San Diego County	Orange County	San Bernardino County	City of Riverside	City of Corona
Salary	\$ 178,653	\$ 167,048	\$ 172,984	\$ 183,155	\$ 223,637	\$ 172,307	\$ 200,472	\$ 188,604
Healthcare	\$ 9,767	\$ 13,462	\$ 7,222	\$ 8,918	\$ 7,252	\$ 3,424	\$ 11,220	\$ 7,152
Social Security	\$ -	\$ -	\$ 6,622	\$ -	\$ -	\$ -	\$ -	\$ -
Paid Time Off	\$ 30,234	\$ 27,627	\$ 29,282	\$ 36,987	\$ 37,756	\$ 30,480	\$ 39,859	\$ 36,073
Defined Contributions	\$ 1,300	\$ -	\$ 1,730	\$ -	\$ -	\$ -	\$ -	\$ -
Pension	\$ 48,942	\$ 26,110	\$ 47,986	\$ 55,716	\$ 65,145	\$ 45,162	\$ 45,120	\$ 16,974
OPEB	\$ -	\$ 3,007	\$ -	\$ -	\$ 8,722	\$ -	\$ -	\$ -
Total Benefits	\$ 90,242	\$ 70,206	\$ 92,842	\$ 101,620	\$ 118,875	\$ 79,066	\$ 96,200	\$ 60,199
Total Compensation	\$ 268,896	\$ 237,253	\$ 265,827	\$ 284,775	\$ 342,512	\$ 251,373	\$ 296,672	\$ 248,803



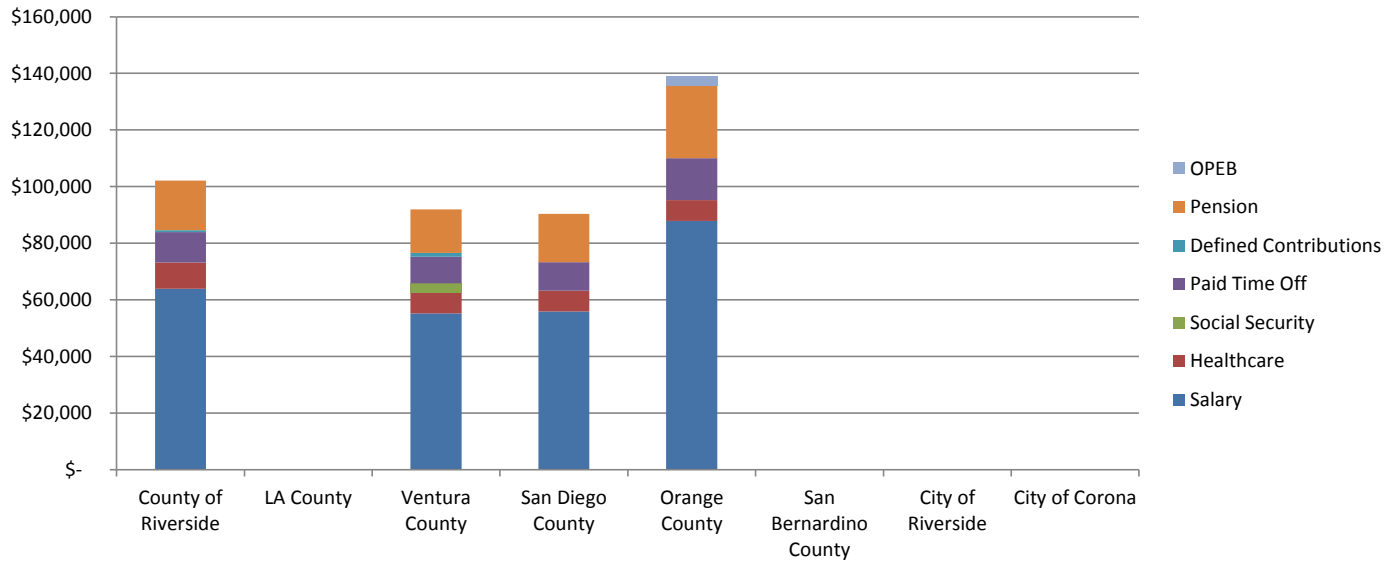
**CORRECTIONAL CORPORAL**

	County of Riverside	LA County	Ventura County	San Diego County	Orange County	San Bernardino County	City of Riverside	City of Corona
Salary	\$ 75,012	\$ -	\$ 51,454	\$ 47,237	\$ 83,192	\$ 86,050	\$ -	\$ -
Healthcare	\$ 9,256	\$ -	\$ 7,222	\$ 7,397	\$ 7,252	\$ 9,675	\$ -	\$ -
Social Security	\$ -	\$ -	\$ 3,190	\$ -	\$ -	\$ -	\$ -	\$ -
Paid Time Off	\$ 12,694	\$ -	\$ 8,710	\$ 8,539	\$ 14,045	\$ 14,560	\$ -	\$ -
Defined Contributions	\$ 650	\$ -	\$ 1,286	\$ -	\$ -	\$ -	\$ -	\$ -
Pension	\$ 20,550	\$ -	\$ 14,273	\$ 14,369	\$ 24,234	\$ 22,554	\$ -	\$ -
OPEB	\$ -	\$ -	\$ -	\$ -	\$ 3,244	-	\$ -	\$ -
Total Benefits	\$ 43,150	\$ -	\$ 34,683	\$ 30,305	\$ 48,775	\$ 46,788	\$ -	\$ -
Total Compensation	\$ 118,162	\$ -	\$ 86,136	\$ 77,542	\$ 131,967	\$ 132,838	\$ -	\$ -



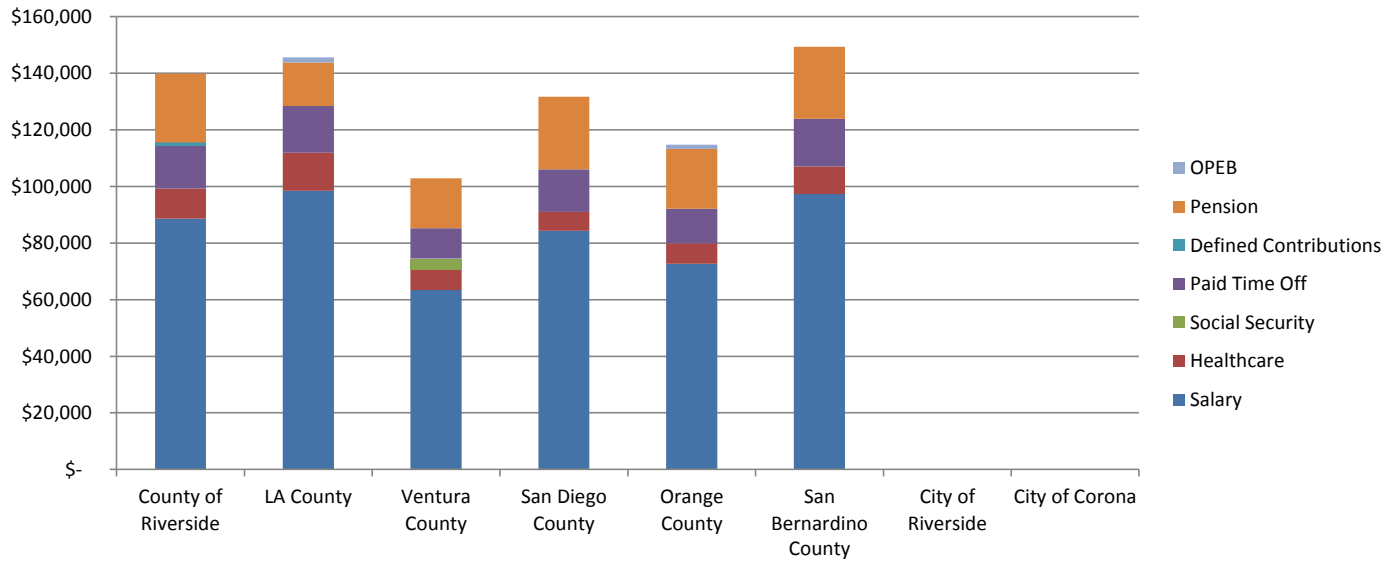
**CORRECTIONAL DEPUTY II**

	County of Riverside	LA County	Ventura County	San Diego County	Orange County	San Bernardino County	City of Riverside	City of Corona
Salary	\$ 63,883	\$ -	\$ 55,216	\$ 55,827	\$ 87,904	\$ -	\$ -	\$ -
Healthcare	\$ 9,256	\$ -	\$ 7,222	\$ 7,397	\$ 7,252	\$ -	\$ -	\$ -
Social Security	\$ -	\$ -	\$ 3,423	\$ -	\$ -	\$ -	\$ -	\$ -
Paid Time Off	\$ 10,811	\$ -	\$ 9,348	\$ 10,092	\$ 14,840	\$ -	\$ -	\$ -
Defined Contributions	\$ 650	\$ -	\$ 1,380	\$ -	\$ -	\$ -	\$ -	\$ -
Pension	\$ 17,501	\$ -	\$ 15,317	\$ 16,983	\$ 25,606	\$ -	\$ -	\$ -
OPEB	\$ -	\$ -	\$ -	\$ -	\$ 3,428	-	\$ -	\$ -
Total Benefits	\$ 38,218	\$ -	\$ 36,691	\$ 34,471	\$ 51,127	\$ -	\$ -	\$ -
Total Compensation	\$ 102,101	\$ -	\$ 91,907	\$ 90,299	\$ 139,031	\$ -	\$ -	\$ -



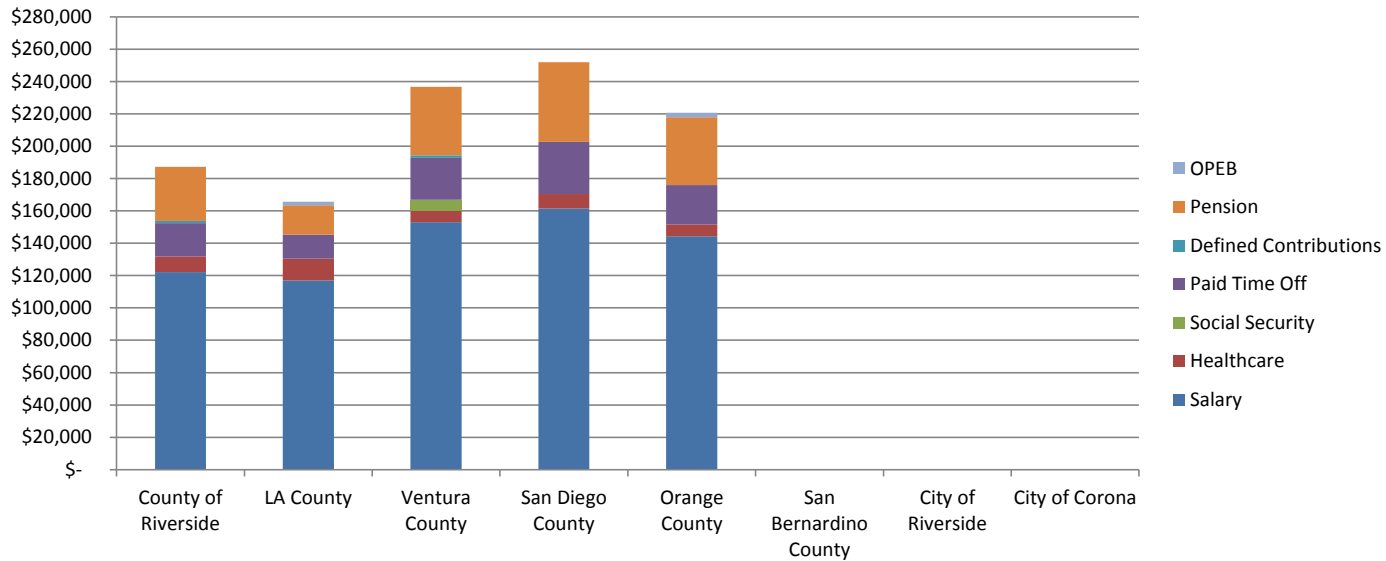
**CORRECTIONAL SERGEANT**

	County of Riverside	LA County	Ventura County	San Diego County	Orange County	San Bernardino County	City of Riverside	City of Corona
Salary	\$ 88,590	\$ 98,517	\$ 63,398	\$ 84,378	\$ 72,641	\$ 97,344	\$ -	\$ -
Healthcare	\$ 10,703	\$ 13,462	\$ 7,222	\$ 6,643	\$ 7,252	\$ 9,675	\$ -	\$ -
Social Security	\$ -	\$ -	\$ 3,931	\$ -	\$ -	\$ -	\$ -	\$ -
Paid Time Off	\$ 14,992	\$ 16,451	\$ 10,731	\$ 15,024	\$ 12,264	\$ 16,855	\$ -	\$ -
Defined Contributions	\$ 1,300	\$ -	\$ -	\$ -	\$ -	\$ -	\$ -	\$ -
Pension	\$ 24,269	\$ 15,398	\$ 17,587	\$ 25,668	\$ 21,160	\$ 25,514	\$ -	\$ -
OPEB	\$ -	\$ 1,773	\$ -	\$ -	\$ 1,380	-	\$ -	\$ -
Total Benefits	\$ 51,264	\$ 47,085	\$ 39,471	\$ 47,335	\$ 42,057	\$ 52,043	\$ -	\$ -
Total Compensation	\$ 139,854	\$ 145,602	\$ 102,870	\$ 131,712	\$ 114,698	\$ 149,387	\$ -	\$ -



**D.A. BUREAU COMMANDER (B)**

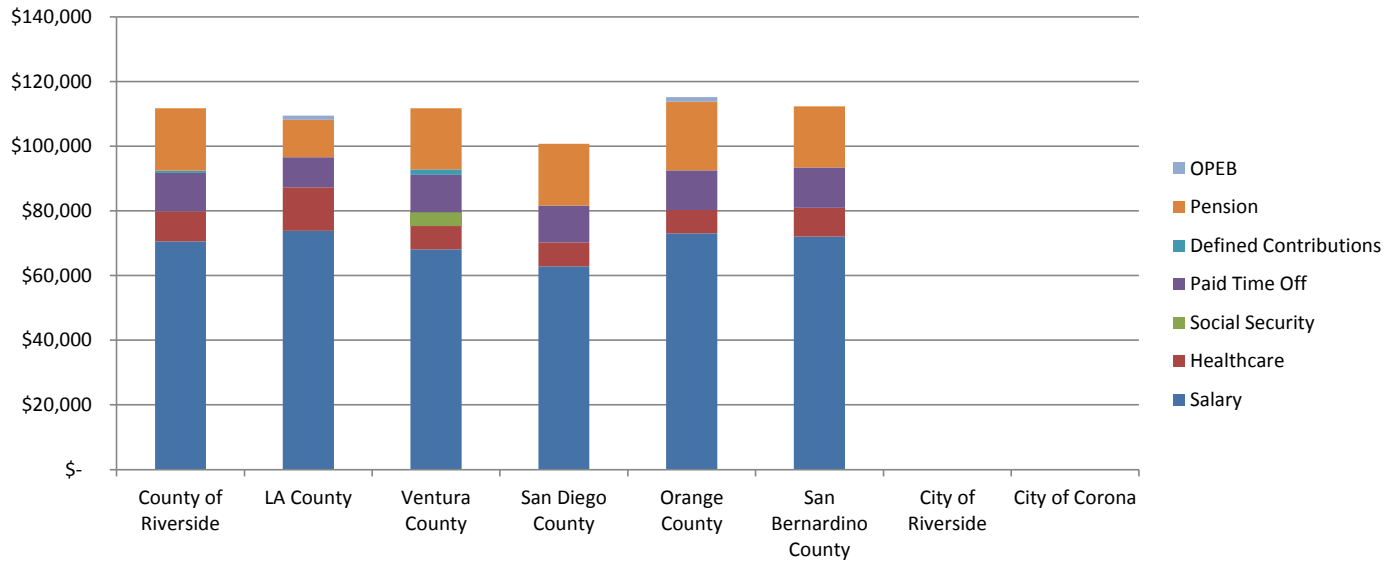
	County of Riverside	LA County	Ventura County	San Diego County	Orange County	San Bernardino County	City of Riverside	City of Corona
Salary	\$ 122,041	\$ 117,064	\$ 153,063	\$ 161,512	\$ 144,303	\$ -	\$ -	\$ -
Healthcare	\$ 9,767	\$ 13,462	\$ 7,222	\$ 8,918	\$ 7,252	\$ -	\$ -	\$ -
Social Security	\$ -	\$ -	\$ 6,622	\$ -	\$ -	\$ -	\$ -	\$ -
Paid Time Off	\$ 20,653	\$ 14,763	\$ 25,910	\$ 32,302	\$ 24,362	\$ -	\$ -	\$ -
Defined Contributions	\$ 1,300	\$ -	\$ 1,531	\$ -	\$ -	\$ -	\$ -	\$ -
Pension	\$ 33,433	\$ 18,297	\$ 42,460	\$ 49,132	\$ 42,035	\$ -	\$ -	\$ -
OPEB	\$ -	\$ 2,107	\$ -	\$ -	\$ 2,742	\$ -	\$ -	\$ -
Total Benefits	\$ 65,153	\$ 48,629	\$ 83,744	\$ 90,352	\$ 76,391	\$ -	\$ -	\$ -
Total Compensation	\$ 187,194	\$ 165,693	\$ 236,807	\$ 251,864	\$ 220,694	\$ -	\$ -	\$ -



County of Riverside Analysis

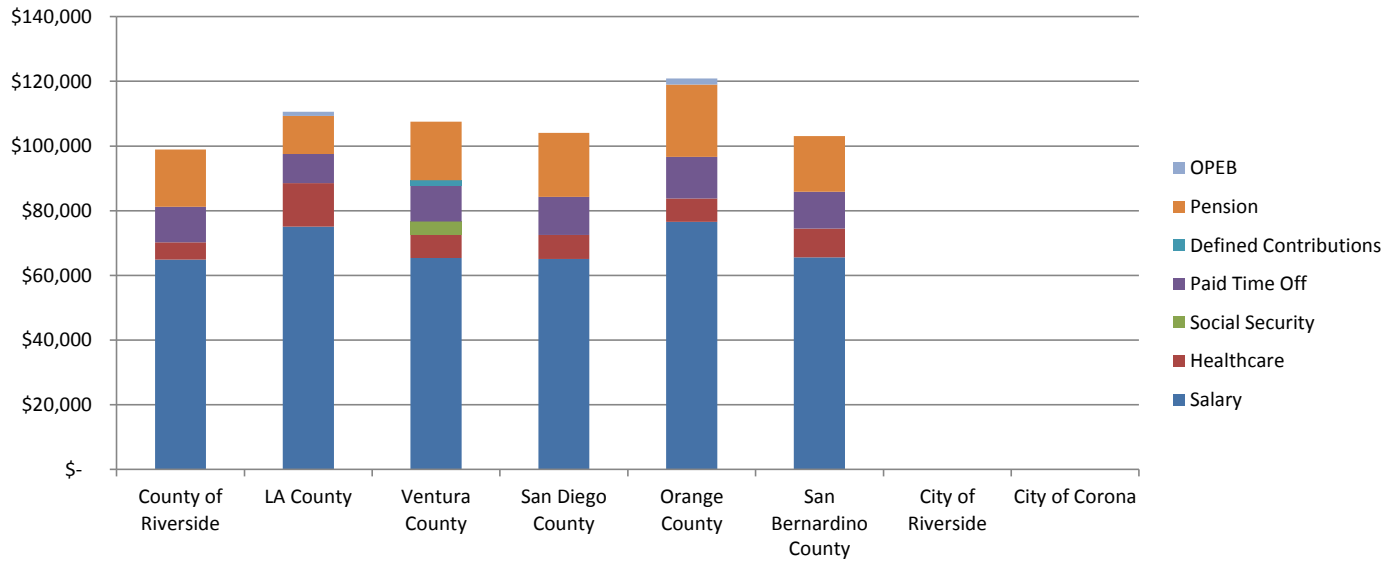
DEP CORONER II

	County of Riverside	LA County	Ventura County	San Diego County	Orange County	San Bernardino County	City of Riverside	City of Corona
Salary	\$ 70,555	\$ 73,828	\$ 68,108	\$ 62,858	\$ 72,975	\$ 71,989	\$ -	\$ -
Healthcare	\$ 9,256	\$ 13,462	\$ 7,222	\$ 7,397	\$ 7,252	\$ 8,987	\$ -	\$ -
Social Security	\$ -	\$ -	\$ 4,223	\$ -	\$ -	\$ -	\$ -	\$ -
Paid Time Off	\$ 11,940	\$ 9,309	\$ 11,527	\$ 11,363	\$ 12,320	\$ 12,464	\$ -	\$ -
Defined Contributions	\$ 650	\$ -	\$ 1,703	\$ -	\$ -	\$ -	\$ -	\$ -
Pension	\$ 19,329	\$ 11,539	\$ 18,893	\$ 19,121	\$ 21,258	\$ 18,868	\$ -	\$ -
OPEB	\$ -	\$ 1,329	\$ -	\$ -	\$ 1,387	-	\$ -	\$ -
Total Benefits	\$ 41,175	\$ 35,640	\$ 43,568	\$ 37,881	\$ 42,216	\$ 40,320	\$ -	\$ -
Total Compensation	\$ 111,730	\$ 109,468	\$ 111,676	\$ 100,739	\$ 115,191	\$ 112,309	\$ -	\$ -



**DEP PROBATION OFFICER II**

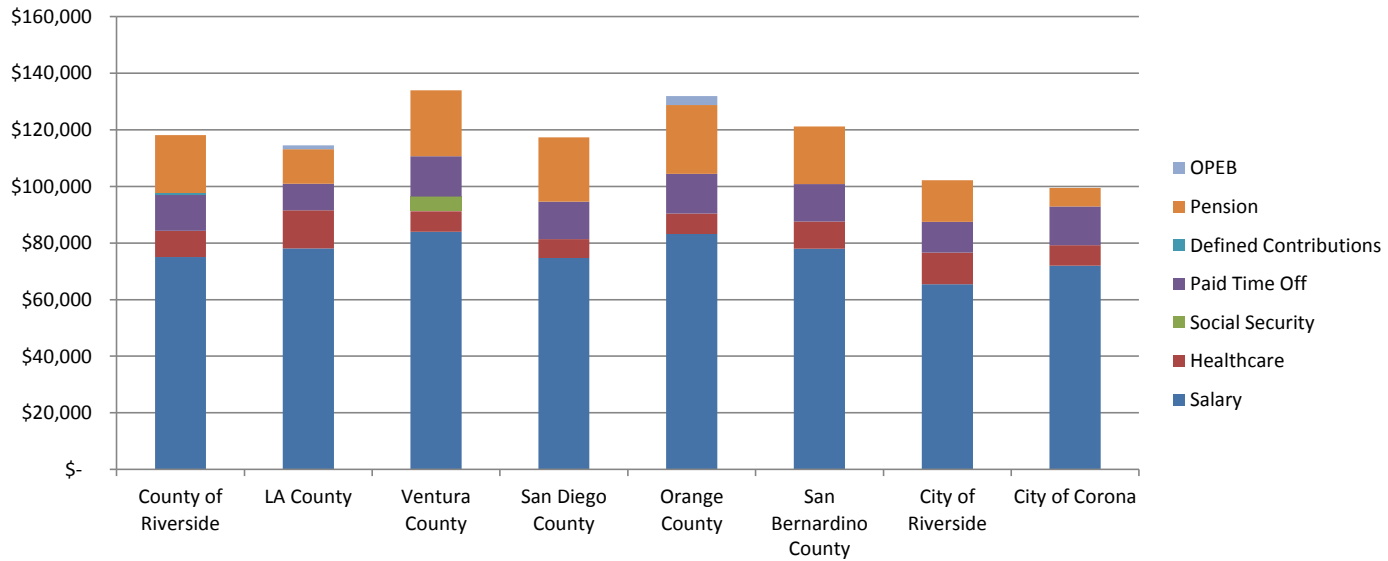
	County of Riverside	LA County	Ventura County	San Diego County	Orange County	San Bernardino County	City of Riverside	City of Corona
Salary	\$ 64,895	\$ 75,119	\$ 65,428	\$ 65,104	\$ 76,520	\$ 65,541	\$ -	\$ -
Healthcare	\$ 5,293	\$ 13,462	\$ 7,222	\$ 7,397	\$ 7,252	\$ 8,987	\$ -	\$ -
Social Security	\$ -	\$ -	\$ 4,057	\$ -	\$ -	\$ -	\$ -	\$ -
Paid Time Off	\$ 10,982	\$ 8,972	\$ 11,076	\$ 11,769	\$ 12,918	\$ 11,348	\$ -	\$ -
Defined Contributions	\$ -	\$ -	\$ 1,636	\$ -	\$ -	\$ -	\$ -	\$ -
Pension	\$ 17,778	\$ 11,741	\$ 18,150	\$ 19,805	\$ 22,321	\$ 17,178	\$ -	\$ -
OPEB	\$ -	\$ 1,352	\$ -	\$ -	\$ 1,836	-	\$ -	\$ -
Total Benefits	\$ 34,054	\$ 35,527	\$ 42,141	\$ 38,970	\$ 44,328	\$ 37,513	\$ -	\$ -
Total Compensation	\$ 98,949	\$ 110,646	\$ 107,569	\$ 104,074	\$ 120,847	\$ 103,054	\$ -	\$ -





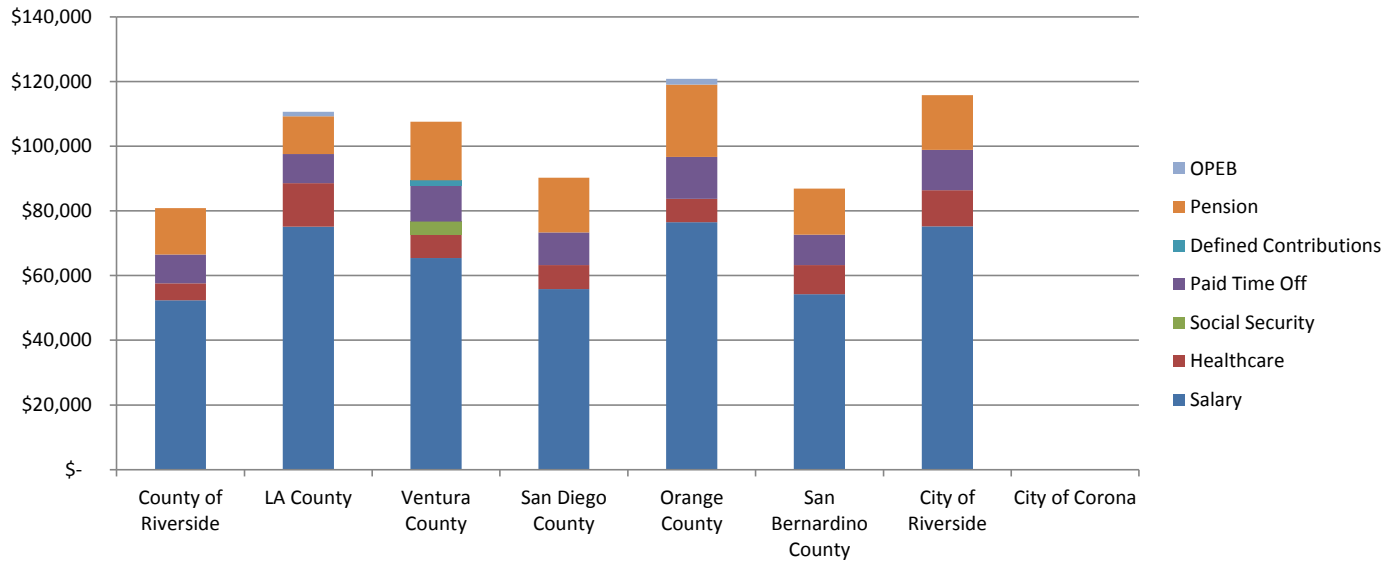
**DEP SHERIFF**

	County of Riverside	LA County	Ventura County	San Diego County	Orange County	San Bernardino County	City of Riverside	City of Corona
Salary	\$ 75,012	\$ 78,136	\$ 83,991	\$ 74,698	\$ 83,192	\$ 77,938	\$ 65,388	\$ 72,024
Healthcare	\$ 9,256	\$ 13,462	\$ 7,222	\$ 6,643	\$ 7,252	\$ 9,675	\$ 11,220	\$ 7,152
Social Security	\$ -	\$ -	\$ 5,207	\$ -	\$ -	\$ -	\$ -	\$ -
Paid Time Off	\$ 12,694	\$ 9,333	\$ 14,217	\$ 13,300	\$ 14,045	\$ 13,187	\$ 10,814	\$ 13,775
Defined Contributions	\$ 650	\$ -	\$ -	\$ -	\$ -	\$ -	\$ -	\$ -
Pension	\$ 20,550	\$ 12,213	\$ 23,299	\$ 22,723	\$ 24,234	\$ 20,427	\$ 14,717	\$ 6,482
OPEB	\$ -	\$ 1,406	\$ -	\$ -	\$ 3,244	-	\$ -	\$ -
Total Benefits	\$ 43,150	\$ 36,414	\$ 49,946	\$ 42,666	\$ 48,775	\$ 43,289	\$ 36,751	\$ 27,410
Total Compensation	\$ 118,162	\$ 114,550	\$ 133,937	\$ 117,364	\$ 131,967	\$ 121,227	\$ 102,139	\$ 99,434



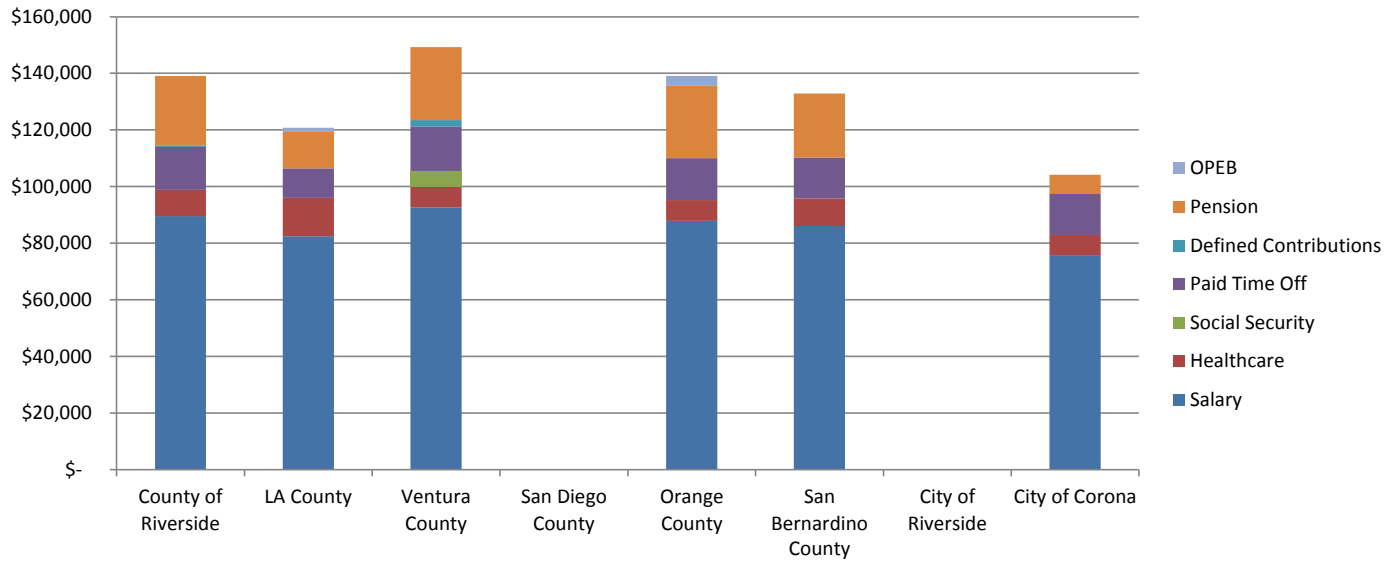
**PROBATION CORR OFFICER II**

	County of Riverside	LA County	Ventura County	San Diego County	Orange County	San Bernardino County	City of Riverside	City of Corona
Salary	\$ 52,341	\$ 75,119	\$ 65,428	\$ 55,827	\$ 76,520	\$ 54,246	\$ 75,192	\$ -
Healthcare	\$ 5,293	\$ 13,462	\$ 7,222	\$ 7,397	\$ 7,252	\$ 8,987	\$ 11,220	\$ -
Social Security	\$ -	\$ -	\$ 4,057	\$ -	\$ -	\$ -	\$ -	\$ -
Paid Time Off	\$ 8,858	\$ 8,972	\$ 11,076	\$ 10,092	\$ 12,918	\$ 9,392	\$ 12,436	\$ -
Defined Contributions	\$ -	\$ -	\$ 1,636	\$ -	\$ -	\$ -	\$ -	\$ -
Pension	\$ 14,339	\$ 11,741	\$ 18,150	\$ 16,983	\$ 22,321	\$ 14,218	\$ 16,923	\$ -
OPEB	\$ -	\$ 1,352	\$ -	\$ -	\$ 1,836	-	\$ -	\$ -
Total Benefits	\$ 28,490	\$ 35,527	\$ 42,141	\$ 34,471	\$ 44,328	\$ 32,598	\$ 40,579	\$ -
Total Compensation	\$ 80,831	\$ 110,646	\$ 107,569	\$ 90,299	\$ 120,847	\$ 86,844	\$ 115,771	\$ -



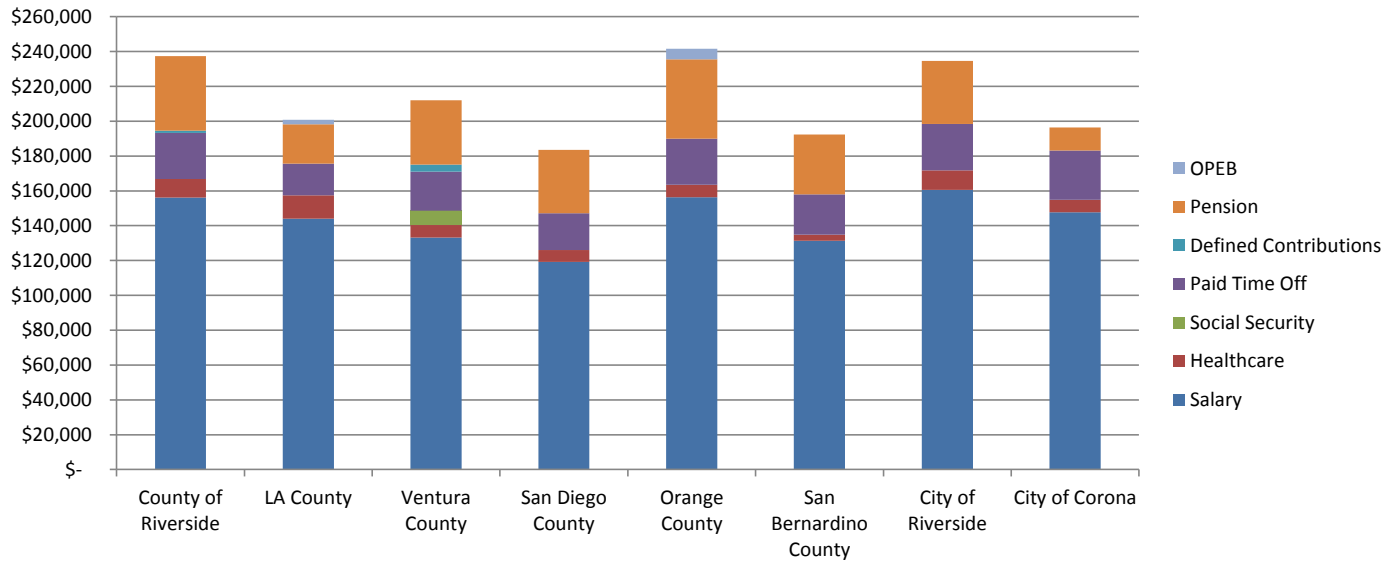
**SHERIFF CORPORAL B**

	County of Riverside	LA County	Ventura County	San Diego County	Orange County	San Bernardino County	City of Riverside	City of Corona
Salary	\$ 89,544	\$ 82,490	\$ 92,583	\$ -	\$ 87,904	\$ 86,050	\$ -	\$ 75,708
Healthcare	\$ 9,256	\$ 13,462	\$ 7,222	\$ -	\$ 7,252	\$ 9,675	\$ -	\$ 7,152
Social Security	\$ -	\$ -	\$ 5,740	\$ -	\$ -	\$ -	\$ -	\$ -
Paid Time Off	\$ 15,154	\$ 10,403	\$ 15,671	\$ -	\$ 14,840	\$ 14,560	\$ -	\$ 14,480
Defined Contributions	\$ 650	\$ -	\$ 2,315	\$ -	\$ -	\$ -	\$ -	\$ -
Pension	\$ 24,531	\$ 12,893	\$ 25,683	\$ -	\$ 25,606	\$ 22,554	\$ -	\$ 6,814
OPEB	\$ -	\$ 1,485	\$ -	\$ -	\$ 3,428	-	\$ -	\$ -
Total Benefits	\$ 49,590	\$ 38,243	\$ 56,631	\$ -	\$ 51,127	\$ 46,788	\$ -	\$ 28,446
Total Compensation	\$ 139,134	\$ 120,734	\$ 149,214	\$ -	\$ 139,031	\$ 132,838	\$ -	\$ 104,154



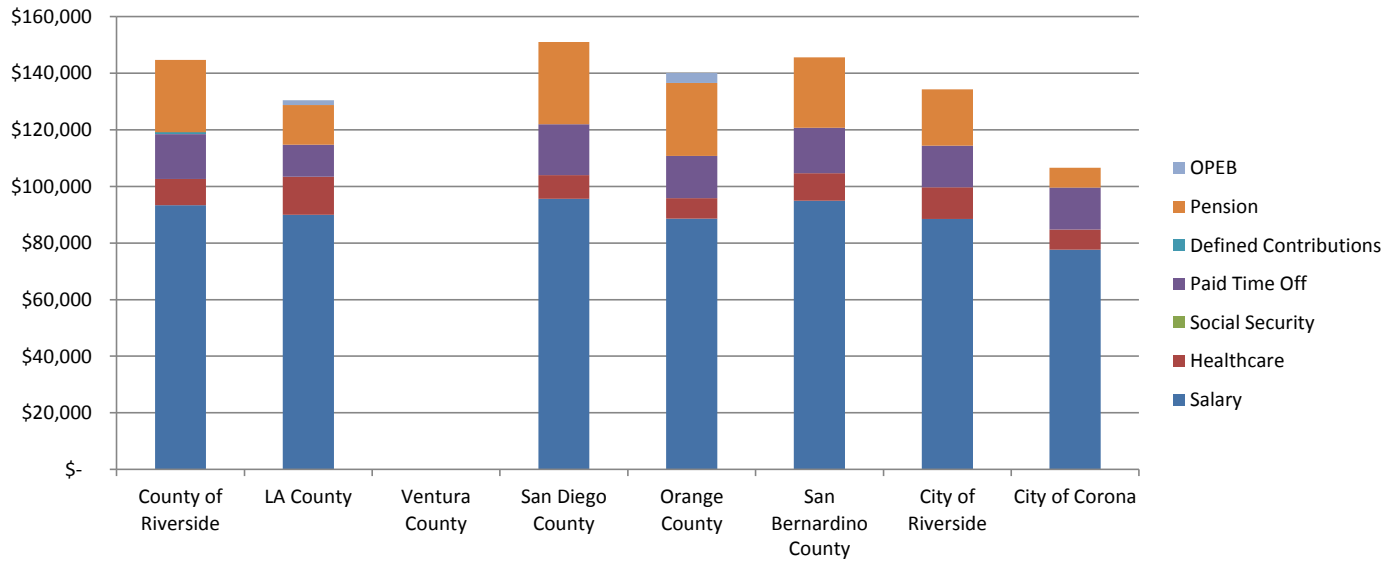
**SHERIFF'S CAPTAIN B**

	County of Riverside	LA County	Ventura County	San Diego County	Orange County	San Bernardino County	City of Riverside	City of Corona
Salary	\$ 156,180	\$ 144,011	\$ 133,098	\$ 119,296	\$ 156,333	\$ 131,331	\$ 160,608	\$ 147,720
Healthcare	\$ 10,703	\$ 13,462	\$ 7,222	\$ 6,643	\$ 7,252	\$ 3,424	\$ 11,220	\$ 7,152
Social Security	\$ -	\$ -	\$ 8,252	\$ -	\$ -	\$ -	\$ -	\$ -
Paid Time Off	\$ 26,430	\$ 18,161	\$ 22,530	\$ 21,241	\$ 26,393	\$ 23,232	\$ 26,560	\$ 28,253
Defined Contributions	\$ 1,300	\$ -	\$ 3,993	\$ -	\$ -	\$ -	\$ -	\$ -
Pension	\$ 42,786	\$ 22,509	\$ 36,921	\$ 36,290	\$ 45,540	\$ 34,422	\$ 36,148	\$ 13,295
OPEB	\$ -	\$ 2,592	\$ -	\$ -	\$ 6,097	-	\$ -	\$ -
Total Benefits	\$ 81,219	\$ 56,724	\$ 78,918	\$ 64,174	\$ 85,282	\$ 61,078	\$ 73,928	\$ 48,700
Total Compensation	\$ 237,399	\$ 200,735	\$ 212,017	\$ 183,470	\$ 241,615	\$ 192,409	\$ 234,536	\$ 196,420



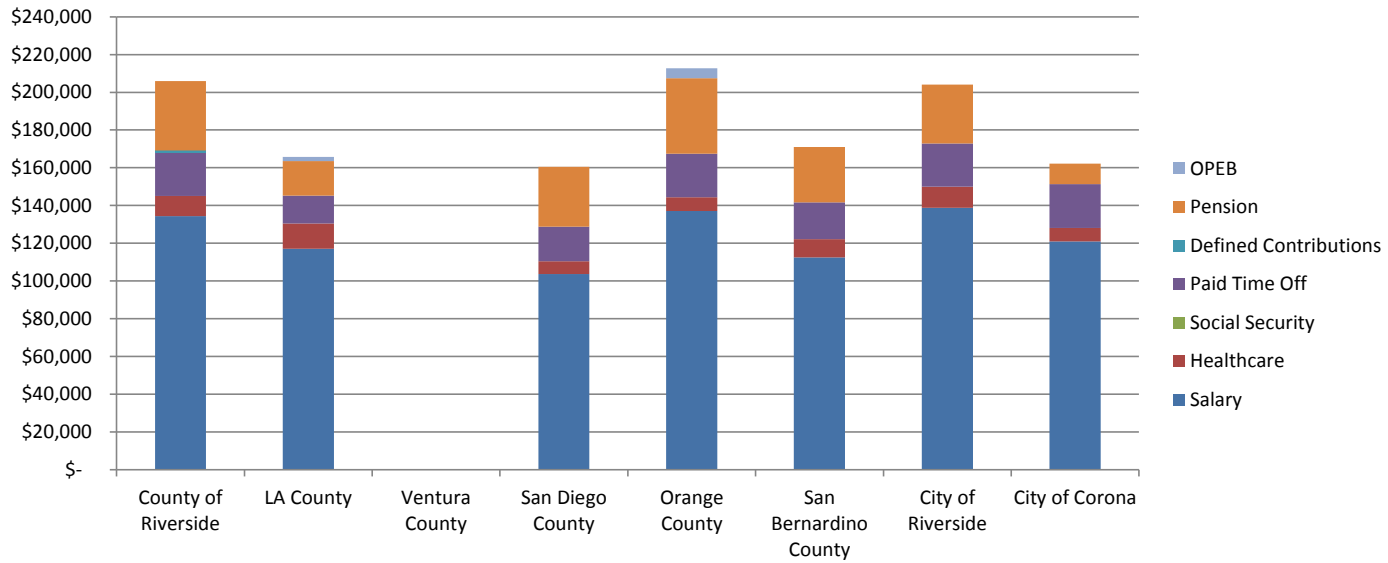
**SHERIFF'S INVESTIGATOR II B**

	County of Riverside	LA County	Ventura County	San Diego County	Orange County	San Bernardino County	City of Riverside	City of Corona
Salary	\$ 93,388	\$ 89,930	\$ -	\$ 95,618	\$ 88,571	\$ 94,994	\$ 88,500	\$ 77,628
Healthcare	\$ 9,256	\$ 13,462	\$ -	\$ 8,346	\$ 7,252	\$ 9,675	\$ 11,220	\$ 7,152
Social Security	\$ -	\$ -	\$ -	\$ -	\$ -	\$ -	\$ -	\$ -
Paid Time Off	\$ 15,804	\$ 11,340	\$ -	\$ 18,020	\$ 14,953	\$ 16,073	\$ 14,634	\$ 14,847
Defined Contributions	\$ 650	\$ -	\$ -	\$ -	\$ -	\$ -	\$ -	\$ -
Pension	\$ 25,584	\$ 14,056	\$ -	\$ 29,087	\$ 25,801	\$ 24,898	\$ 19,919	\$ 6,987
OPEB	\$ -	\$ 1,619	\$ -	\$ -	\$ 3,454	-	\$ -	\$ -
Total Benefits	\$ 51,294	\$ 40,476	\$ -	\$ 55,453	\$ 51,460	\$ 50,646	\$ 45,772	\$ 28,986
Total Compensation	\$ 144,682	\$ 130,407	\$ -	\$ 151,071	\$ 140,031	\$ 145,639	\$ 134,272	\$ 106,614



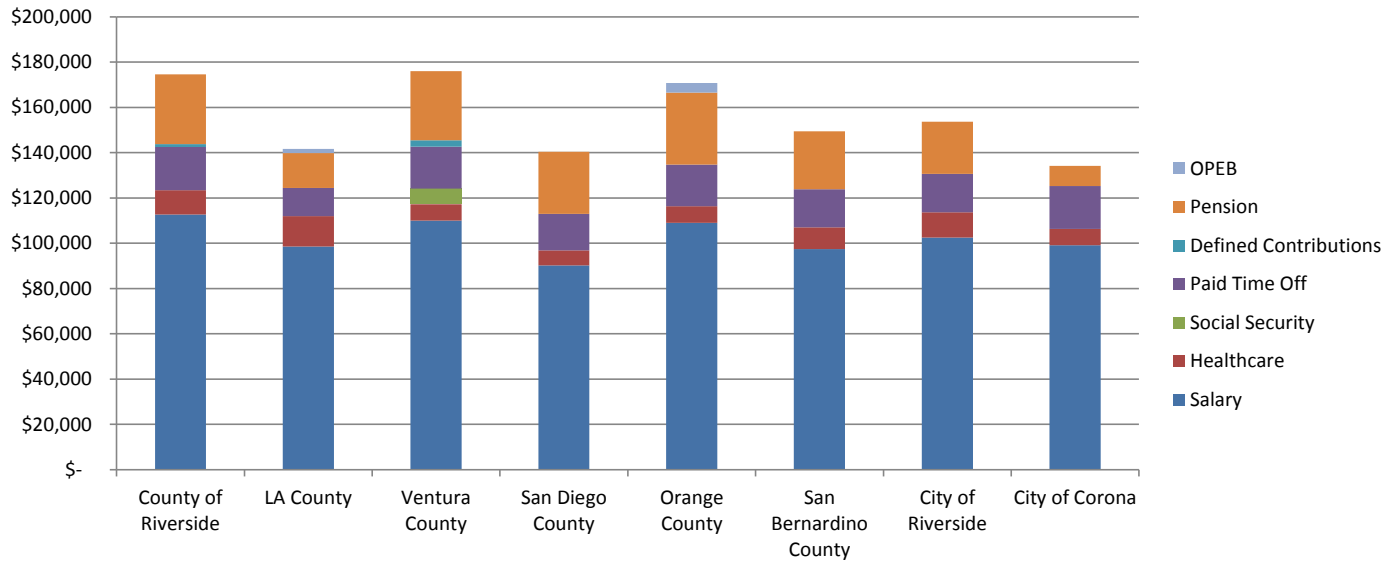
**SHERIFF'S LIEUTENANT B**

	County of Riverside	LA County	Ventura County	San Diego County	Orange County	San Bernardino County	City of Riverside	City of Corona
Salary	\$ 134,428	\$ 117,064	\$ -	\$ 103,737	\$ 137,068	\$ 112,445	\$ 138,756	\$ 120,996
Healthcare	\$ 10,703	\$ 13,462	\$ -	\$ 6,643	\$ 7,252	\$ 9,675	\$ 11,220	\$ 7,152
Social Security	\$ -	\$ -	\$ -	\$ -	\$ -	\$ -	\$ -	\$ -
Paid Time Off	\$ 22,749	\$ 14,763	\$ -	\$ 18,471	\$ 23,140	\$ 19,469	\$ 22,945	\$ 23,142
Defined Contributions	\$ 1,300	\$ -	\$ -	\$ -	\$ -	\$ -	\$ -	\$ -
Pension	\$ 36,827	\$ 18,297	\$ -	\$ 31,557	\$ 39,928	\$ 29,472	\$ 31,230	\$ 10,890
OPEB	\$ -	\$ 2,107	\$ -	\$ -	\$ 5,346	-	\$ -	\$ -
Total Benefits	\$ 71,579	\$ 48,629	\$ -	\$ 56,671	\$ 75,666	\$ 58,616	\$ 65,395	\$ 41,184
Total Compensation	\$ 206,007	\$ 165,693	\$ -	\$ 160,408	\$ 212,734	\$ 171,061	\$ 204,151	\$ 162,180



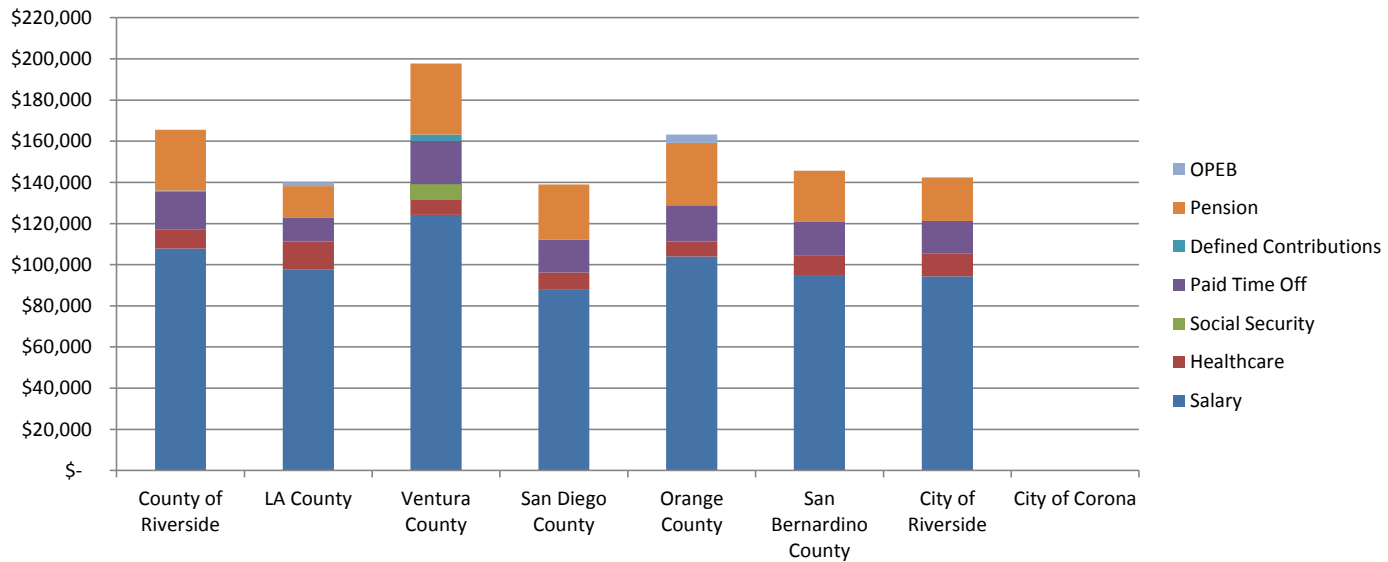
**SHERIFF'S SERGEANT B**

	County of Riverside	LA County	Ventura County	San Diego County	Orange County	San Bernardino County	City of Riverside	City of Corona
Salary	\$ 112,663	\$ 98,517	\$ 110,014	\$ 90,190	\$ 109,025	\$ 97,344	\$ 102,432	\$ 99,120
Healthcare	\$ 10,703	\$ 13,462	\$ 7,222	\$ 6,643	\$ 7,252	\$ 9,675	\$ 11,220	\$ 7,152
Social Security	\$ -	\$ -	\$ 6,821	\$ -	\$ -	\$ -	\$ -	\$ -
Paid Time Off	\$ 19,066	\$ 12,424	\$ 18,622	\$ 16,059	\$ 18,406	\$ 16,855	\$ 16,939	\$ 18,958
Defined Contributions	\$ 1,300	\$ -	\$ 2,750	\$ -	\$ -	\$ -	\$ -	\$ -
Pension	\$ 30,864	\$ 15,398	\$ 30,518	\$ 27,436	\$ 31,759	\$ 25,514	\$ 23,054	\$ 8,921
OPEB	\$ -	\$ 1,773	\$ -	\$ -	\$ 4,252	-	\$ -	\$ -
Total Benefits	\$ 61,933	\$ 43,057	\$ 65,933	\$ 50,138	\$ 61,669	\$ 52,043	\$ 51,213	\$ 35,031
Total Compensation	\$ 174,596	\$ 141,574	\$ 175,947	\$ 140,328	\$ 170,694	\$ 149,387	\$ 153,645	\$ 134,151



**SR D.A. INVESTIGATOR B**

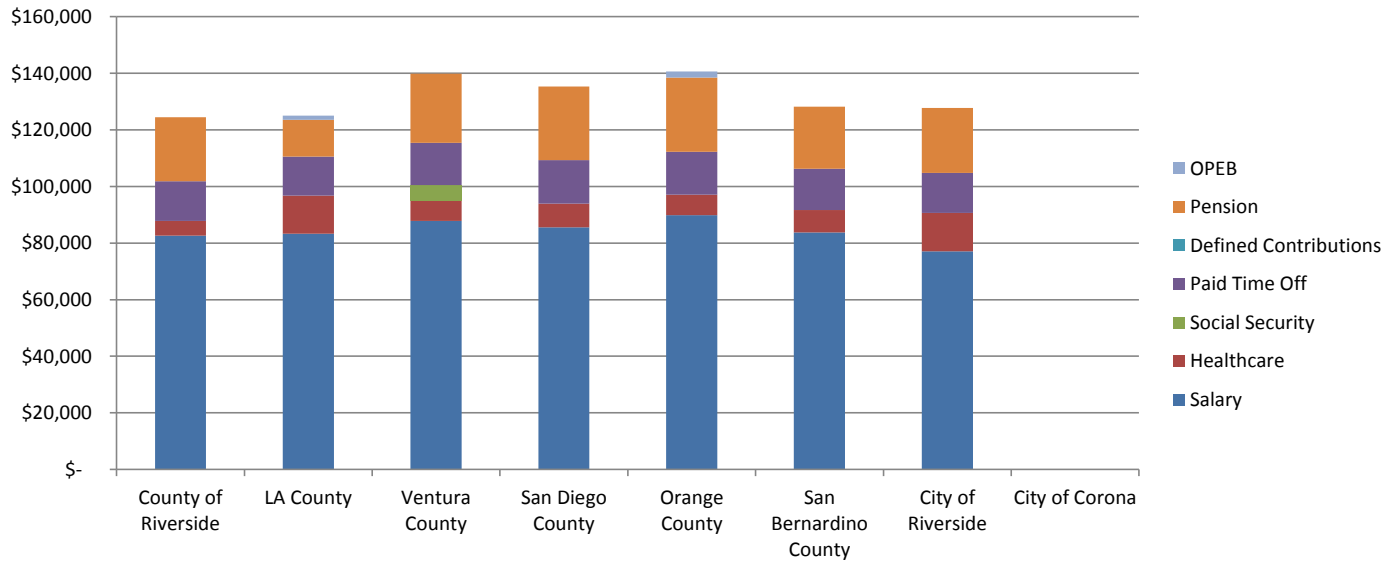
	County of Riverside	LA County	Ventura County	San Diego County	Orange County	San Bernardino County	City of Riverside	City of Corona
Salary	\$ 107,899	\$ 97,793	\$ 124,210	\$ 88,150	\$ 104,000	\$ 94,994	\$ 94,349	\$ -
Healthcare	\$ 9,256	\$ 13,462	\$ 7,222	\$ 8,099	\$ 7,252	\$ 9,675	\$ 11,220	\$ -
Social Security	\$ -	\$ -	\$ 7,701	\$ -	\$ -	\$ -	\$ -	\$ -
Paid Time Off	\$ 18,260	\$ 11,681	\$ 21,026	\$ 15,935	\$ 17,558	\$ 16,073	\$ 15,604	\$ -
Defined Contributions	\$ 650	\$ -	\$ 3,105	\$ -	\$ -	\$ -	\$ -	\$ -
Pension	\$ 29,559	\$ 15,285	\$ 34,456	\$ 26,815	\$ 30,295	\$ 24,898	\$ 21,235	\$ -
OPEB	\$ -	\$ 1,760	\$ -	\$ -	\$ 4,056	-	\$ -	\$ -
Total Benefits	\$ 57,725	\$ 42,188	\$ 73,511	\$ 50,849	\$ 59,161	\$ 50,646	\$ 48,059	\$ -
Total Compensation	\$ 165,624	\$ 139,982	\$ 197,720	\$ 139,000	\$ 163,161	\$ 145,639	\$ 142,408	\$ -





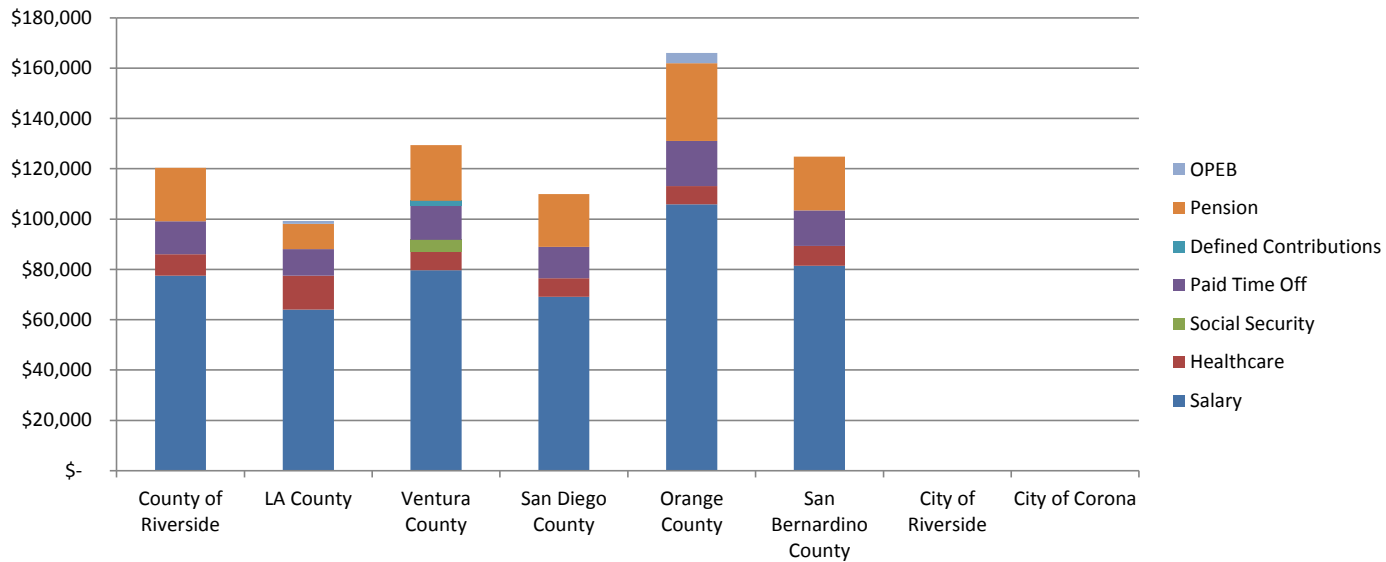
**SUPV PROBATION OFFICER**

	County of Riverside	LA County	Ventura County	San Diego County	Orange County	San Bernardino County	City of Riverside	City of Corona
Salary	\$ 82,563	\$ 83,311	\$ 87,863	\$ 85,530	\$ 89,822	\$ 83,741	\$ 77,124	\$ -
Healthcare	\$ 5,293	\$ 13,462	\$ 7,222	\$ 8,346	\$ 7,252	\$ 7,976	\$ 13,464	\$ -
Social Security	\$ -	\$ -	\$ 5,448	\$ -	\$ -	\$ -	\$ -	\$ -
Paid Time Off	\$ 13,972	\$ 13,778	\$ 14,872	\$ 15,461	\$ 15,164	\$ 14,499	\$ 14,238	\$ -
Defined Contributions	\$ -	\$ -	\$ -	\$ -	\$ -	\$ -	\$ -	\$ -
Pension	\$ 22,618	\$ 13,021	\$ 24,373	\$ 26,018	\$ 26,201	\$ 21,948	\$ 22,949	\$ -
OPEB	\$ -	\$ 1,500	\$ -	\$ -	\$ 2,156	-	\$ -	\$ -
<b>Total Benefits</b>	<b>\$ 41,884</b>	<b>\$ 41,761</b>	<b>\$ 51,915</b>	<b>\$ 49,825</b>	<b>\$ 50,773</b>	<b>\$ 44,424</b>	<b>\$ 50,651</b>	<b>\$ -</b>
<b>Total Compensation</b>	<b>\$ 124,447</b>	<b>\$ 125,072</b>	<b>\$ 139,778</b>	<b>\$ 135,355</b>	<b>\$ 140,595</b>	<b>\$ 128,165</b>	<b>\$ 127,775</b>	<b>\$ -</b>



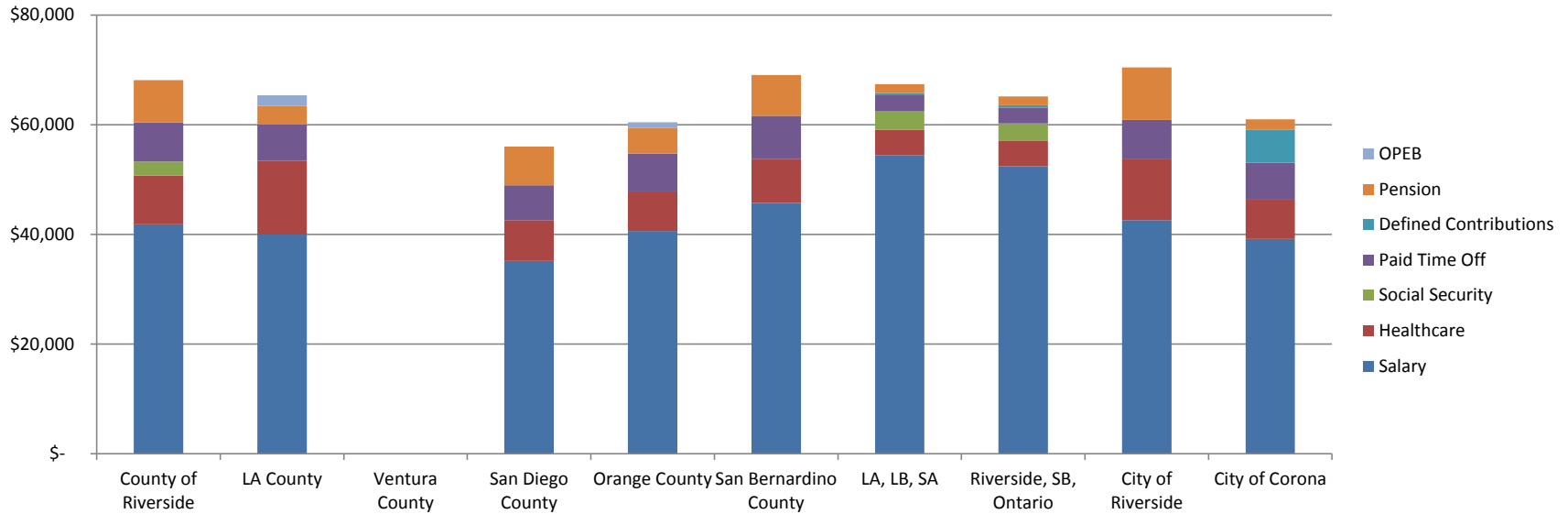
**SUPV WELFARE FRAUD INV - B**

	County of Riverside	LA County	Ventura County	San Diego County	Orange County	San Bernardino County	City of Riverside	City of Corona
Salary	\$ 77,476	\$ 63,996	\$ 79,628	\$ 69,077	\$ 105,918	\$ 81,390	\$ -	\$ -
Healthcare	\$ 8,585	\$ 13,462	\$ 7,222	\$ 7,397	\$ 7,252	\$ 7,976	\$ -	\$ -
Social Security	\$ -	\$ -	\$ 4,937	\$ -	\$ -	\$ -	\$ -	\$ -
Paid Time Off	\$ 13,111	\$ 10,584	\$ 13,478	\$ 12,487	\$ 17,882	\$ 14,092	\$ -	\$ -
Defined Contributions	\$ -	\$ -	\$ 1,991	\$ -	\$ -	\$ -	\$ -	\$ -
Pension	\$ 21,224	\$ 10,003	\$ 22,089	\$ 21,013	\$ 30,854	\$ 21,332	\$ -	\$ -
OPEB	\$ -	\$ 1,152	\$ -	\$ -	\$ 4,131	-	\$ -	\$ -
Total Benefits	\$ 42,921	\$ 35,201	\$ 49,716	\$ 40,897	\$ 60,119	\$ 43,401	\$ -	\$ -
Total Compensation	\$ 120,397	\$ 99,197	\$ 129,345	\$ 109,974	\$ 166,037	\$ 124,791	\$ -	\$ -



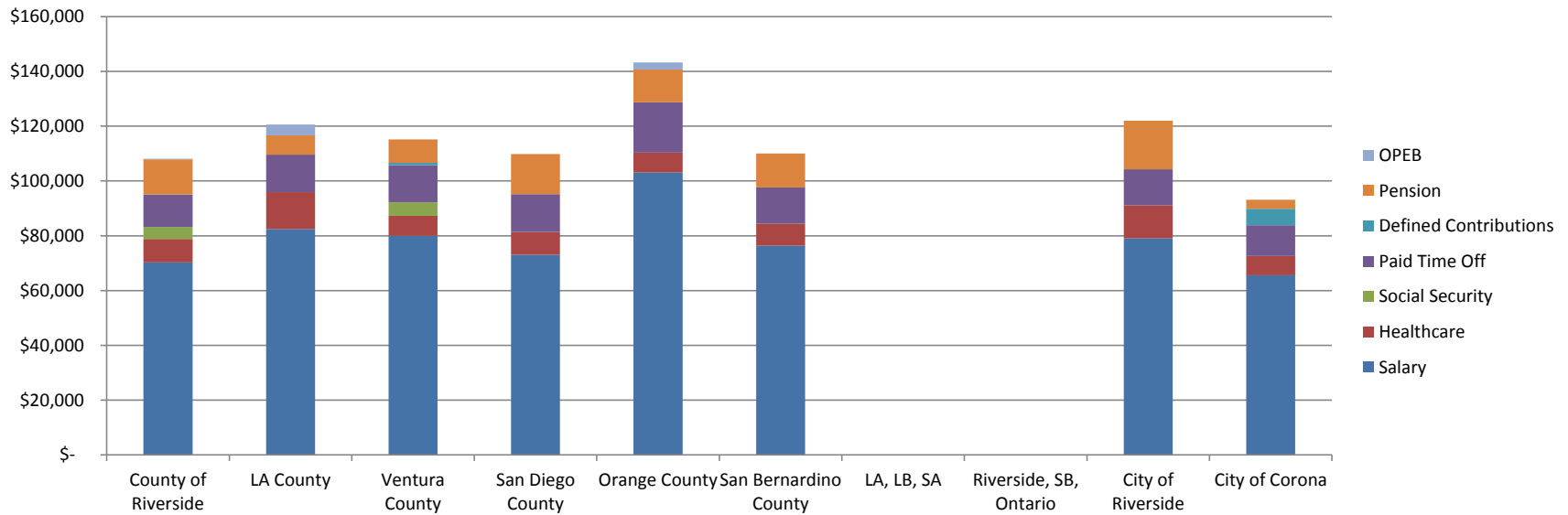
**ACCOUNTING ASSISTANT II**

	BLS DATA									
	County of Riverside	LA County	Ventura County	San Diego County	Orange County	San Bernardino County	LA, LB, SA	Riverside, SB, Ontario	City of Riverside	City of Corona
Salary	\$ 41,821	\$ 39,957	\$ -	\$ 35,173	\$ 40,595	\$ 45,739	\$ 54,386	\$ 52,440	\$ 42,600	\$ 39,192
Healthcare	\$ 8,877	\$ 13,462	\$ -	\$ 7,397	\$ 7,252	\$ 7,976	\$ 4,652	\$ 4,562	\$ 11,220	\$ 7,152
Social Security	\$ 2,593	\$ -	\$ -	\$ -	\$ -	\$ -	\$ 3,372	\$ 3,251	\$ -	\$ -
Paid Time Off	\$ 7,077	\$ 6,608	\$ -	\$ 6,358	\$ 6,853	\$ 7,919	\$ 2,941	\$ 2,884	\$ 7,045	\$ 6,697
Defined Contributions	\$ -	\$ -	\$ -	\$ -	\$ -	\$ -	\$ 428	\$ 420	\$ -	\$ 6,000
Pension	\$ 7,683	\$ 3,408	\$ -	\$ 7,056	\$ 4,713	\$ 7,433	\$ 1,604	\$ 1,573	\$ 9,588	\$ 1,960
OPEB	\$ 84	\$ 1,918	\$ -	\$ -	\$ 1,015	\$ -	\$ -	\$ -	\$ -	\$ -
Total Benefits	\$ 26,314	\$ 25,397	\$ -	\$ 20,811	\$ 19,834	\$ 23,328	\$ 12,998	\$ 12,690	\$ 27,853	\$ 21,808
Total Compensation	\$ 68,135	\$ 65,353	\$ -	\$ 55,984	\$ 60,429	\$ 69,067	\$ 67,384	\$ 65,130	\$ 70,453	\$ 61,000



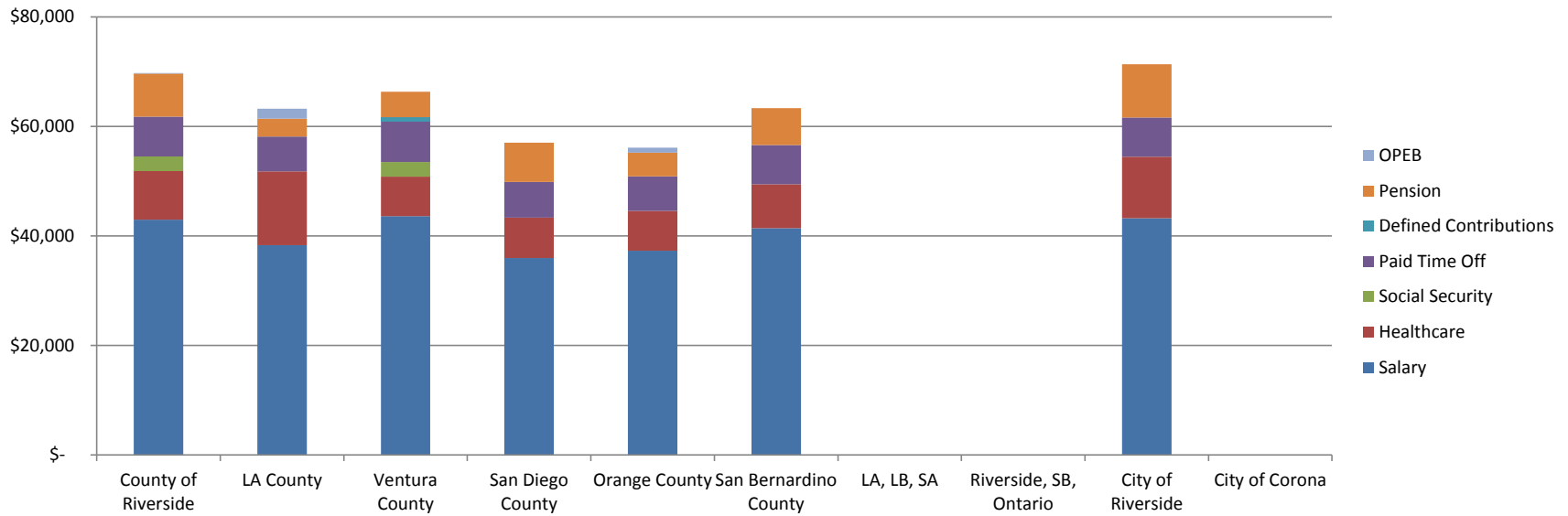
**ADMIN SVCS SUPV**

	BLS DATA									
	County of Riverside	LA County	Ventura County	San Diego County	Orange County	San Bernardino County	LA, LB, SA	Riverside, SB, Ontario	City of Riverside	City of Corona
Salary	\$ 70,220	\$ 82,490	\$ 80,050	\$ 73,070	\$ 103,124	\$ 76,419	-	-	\$ 79,080	\$ 65,520
Healthcare	\$ 8,585	\$ 13,462	\$ 7,222	\$ 8,346	\$ 7,252	\$ 7,976	-	-	\$ 12,072	\$ 7,152
Social Security	\$ 4,354	\$ -	\$ 4,963	\$ -	\$ -	\$ -	-	-	\$ -	\$ -
Paid Time Off	\$ 11,883	\$ 13,643	\$ 13,552	\$ 13,771	\$ 18,399	\$ 13,232	-	-	\$ 13,079	\$ 11,196
Defined Contributions	\$ -	\$ -	\$ 801	\$ -	\$ -	\$ -	-	-	\$ -	\$ 6,000
Pension	\$ 12,899	\$ 7,036	\$ 8,565	\$ 14,658	\$ 11,973	\$ 12,418	-	-	\$ 17,799	\$ 3,276
OPEB	\$ 140	\$ 3,960	\$ -	\$ -	\$ 2,578	\$ -	\$ -	\$ -	\$ -	\$ -
Total Benefits	\$ 37,862	\$ 38,101	\$ 35,103	\$ 36,775	\$ 40,202	\$ 33,626	\$ -	\$ -	\$ 42,949	\$ 27,624
Total Compensation	\$ 108,082	\$ 120,591	\$ 115,153	\$ 109,845	\$ 143,326	\$ 110,045	\$ -	\$ -	\$ 122,029	\$ 93,144



**ADMISSIONS & COLLECTIONS CLERK**

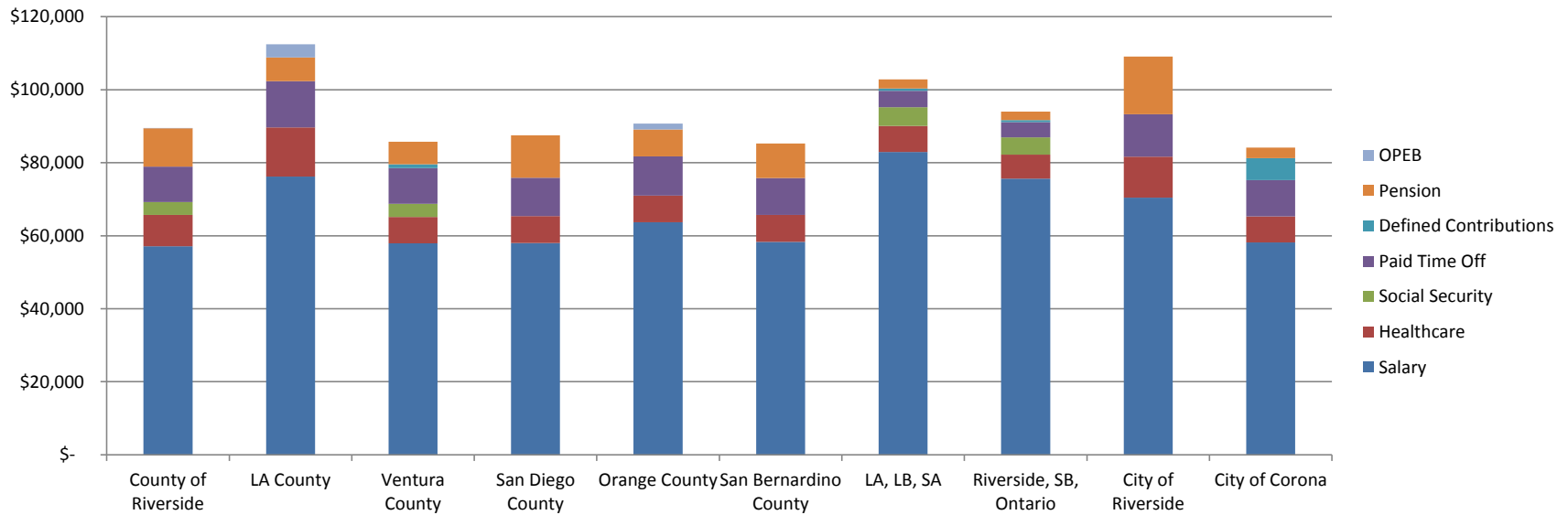
	BLS DATA									
	County of Riverside	LA County	Ventura County	San Diego County	Orange County	San Bernardino County	LA, LB, SA	Riverside, SB, Ontario	City of Riverside	City of Corona
Salary	\$ 42,948	\$ 38,335	\$ 43,595	\$ 35,942	\$ 37,322	\$ 41,434	-	-	\$ 43,248	\$ -
Healthcare	\$ 8,877	\$ 13,462	\$ 7,222	\$ 7,397	\$ 7,252	\$ 7,976	-	-	\$ 11,220	\$ -
Social Security	\$ 2,663	\$ -	\$ 2,703	\$ -	\$ -	\$ -	-	-	\$ -	\$ -
Paid Time Off	\$ 7,268	\$ 6,340	\$ 7,380	\$ 6,497	\$ 6,301	\$ 7,174	-	-	\$ 7,152	\$ -
Defined Contributions	\$ -	\$ -	\$ 763	\$ -	\$ -	\$ -	-	-	\$ -	\$ -
Pension	\$ 7,890	\$ 3,270	\$ 4,665	\$ 7,210	\$ 4,333	\$ 6,733	-	-	\$ 9,734	\$ -
OPEB	\$ 86	\$ 1,840	\$ -	\$ -	\$ 933	\$ -	\$ -	\$ -	\$ -	\$ -
Total Benefits	\$ 26,784	\$ 24,912	\$ 22,732	\$ 21,104	\$ 18,819	\$ 21,883	\$ -	\$ -	\$ 28,106	\$ -
Total Compensation	\$ 69,732	\$ 63,247	\$ 66,327	\$ 57,047	\$ 56,141	\$ 63,317	\$ -	\$ -	\$ 71,354	\$ -



County of Riverside Analysis

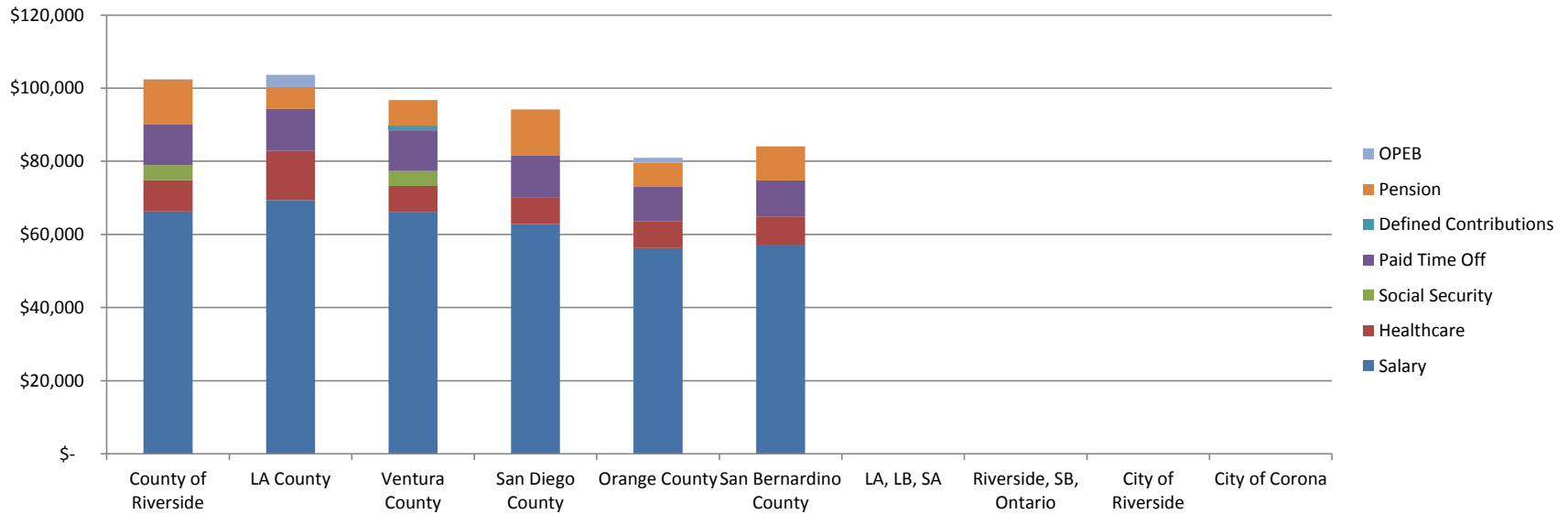
**BUYER II**

	BLS DATA									
	County of Riverside	LA County	Ventura County	San Diego County	Orange County	San Bernardino County	LA, LB, SA	Riverside, SB, Ontario	City of Riverside	City of Corona
Salary	\$ 57,123	\$ 76,238	\$ 57,927	\$ 57,970	\$ 63,697	\$ 58,323	\$ 82,964	\$ 75,666	\$ 70,404	\$ 58,128
Healthcare	\$ 8,585	\$ 13,462	\$ 7,222	\$ 7,397	\$ 7,252	\$ 7,348	\$ 7,097	\$ 6,583	\$ 11,220	\$ 7,152
Social Security	\$ 3,542	\$ -	\$ 3,591	\$ -	\$ -	\$ -	\$ 5,144	\$ 4,691	\$ -	\$ -
Paid Time Off	\$ 9,667	\$ 12,609	\$ 9,805	\$ 10,479	\$ 10,754	\$ 10,098	\$ 4,487	\$ 4,162	\$ 11,643	\$ 9,933
Defined Contributions	\$ -	\$ -	\$ 1,014	\$ -	\$ -	\$ -	\$ 653	\$ 605	\$ -	\$ 6,000
Pension	\$ 10,493	\$ 6,503	\$ 6,198	\$ 11,629	\$ 7,395	\$ 9,478	\$ 2,447	\$ 2,270	\$ 15,846	\$ 2,906
OPEB	\$ 114	\$ 3,659	\$ -	\$ -	\$ 1,592	\$ -	\$ -	\$ -	\$ -	\$ -
Total Benefits	\$ 32,402	\$ 36,233	\$ 27,831	\$ 29,505	\$ 26,994	\$ 26,924	\$ 19,828	\$ 18,311	\$ 38,709	\$ 25,991
Total Compensation	\$ 89,525	\$ 112,471	\$ 85,758	\$ 87,474	\$ 90,690	\$ 85,247	\$ 102,792	\$ 93,978	\$ 109,113	\$ 84,119



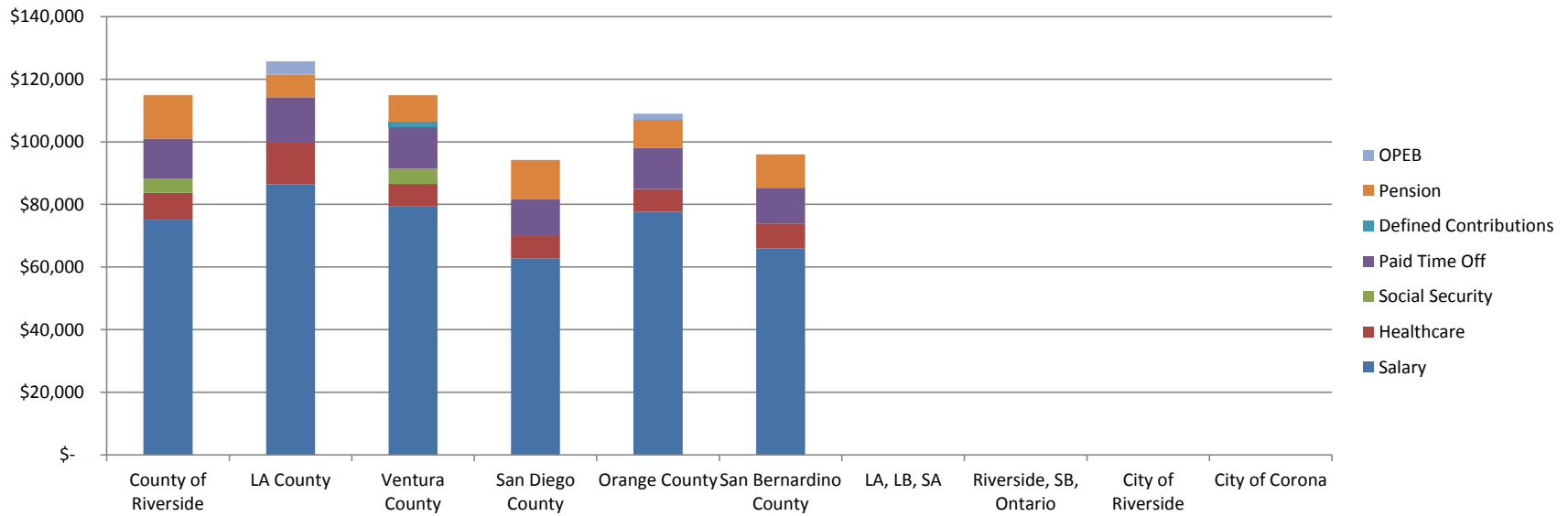
**CHILD SUPPORT SVCS SUPERVISOR**

	BLS DATA									
	County of Riverside	LA County	Ventura County	San Diego County	Orange County	San Bernardino County	LA, LB, SA	Riverside, SB, Ontario	City of Riverside	City of Corona
Salary	\$ 66,248	\$ 69,416	\$ 66,028	\$ 62,795	\$ 56,274	\$ 56,971	-	-	\$ -	\$ -
Healthcare	\$ 8,585	\$ 13,462	\$ 7,222	\$ 7,397	\$ 7,252	\$ 7,976	-	-	\$ -	\$ -
Social Security	\$ 4,107	\$ -	\$ 4,094	\$ -	\$ -	\$ -	-	-	\$ -	\$ -
Paid Time Off	\$ 11,211	\$ 11,480	\$ 11,175	\$ 11,351	\$ 9,500	\$ 9,864	-	-	\$ -	\$ -
Defined Contributions	\$ -	\$ -	\$ 1,155	\$ -	\$ -	\$ -	-	-	\$ -	\$ -
Pension	\$ 12,170	\$ 5,921	\$ 7,065	\$ 12,597	\$ 6,533	\$ 9,258	-	-	\$ -	\$ -
OPEB	\$ 132	\$ 3,332	\$ -	\$ -	\$ 1,407	\$ -	\$ -	\$ -	\$ -	\$ -
Total Benefits	\$ 36,206	\$ 34,195	\$ 30,712	\$ 31,345	\$ 24,693	\$ 27,098	\$ -	\$ -	\$ -	\$ -
Total Compensation	\$ 102,454	\$ 103,611	\$ 96,740	\$ 94,140	\$ 80,967	\$ 84,069	\$ -	\$ -	\$ -	\$ -



**CHILDREN'S SOCIAL SVC SUPV II**

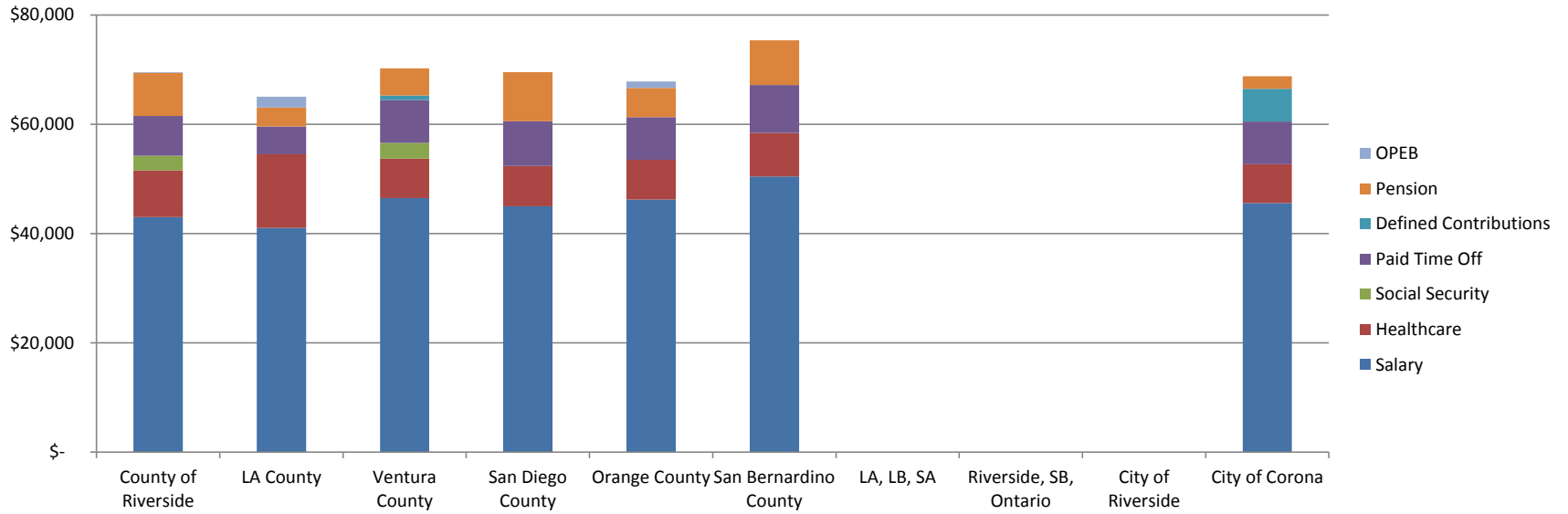
	BLS DATA									
	County of Riverside	LA County	Ventura County	San Diego County	Orange County	San Bernardino County	LA, LB, SA	Riverside, SB, Ontario	City of Riverside	City of Corona
Salary	\$ 75,109	\$ 86,441	\$ 79,297	\$ 62,816	\$ 77,687	\$ 65,915	-	-	\$ -	\$ -
Healthcare	\$ 8,585	\$ 13,462	\$ 7,222	\$ 7,397	\$ 7,252	\$ 7,976	-	-	\$ -	\$ -
Social Security	\$ 4,657	\$ -	\$ 4,916	\$ -	\$ -	\$ -	-	-	\$ -	\$ -
Paid Time Off	\$ 12,711	\$ 14,296	\$ 13,421	\$ 11,355	\$ 13,116	\$ 11,413	-	-	\$ -	\$ -
Defined Contributions	\$ -	\$ -	\$ 1,586	\$ -	\$ -	\$ -	-	-	\$ -	\$ -
Pension	\$ 13,798	\$ 7,373	\$ 8,485	\$ 12,601	\$ 9,019	\$ 10,711	-	-	\$ -	\$ -
OPEB	\$ 150	\$ 4,149	\$ -	\$ -	\$ 1,942	\$ -	\$ -	\$ -	\$ -	\$ -
Total Benefits	\$ 39,900	\$ 39,281	\$ 35,631	\$ 31,353	\$ 31,329	\$ 30,100	\$ -	\$ -	\$ -	\$ -
Total Compensation	\$ 115,009	\$ 125,722	\$ 114,928	\$ 94,169	\$ 109,017	\$ 96,015	\$ -	\$ -	\$ -	\$ -





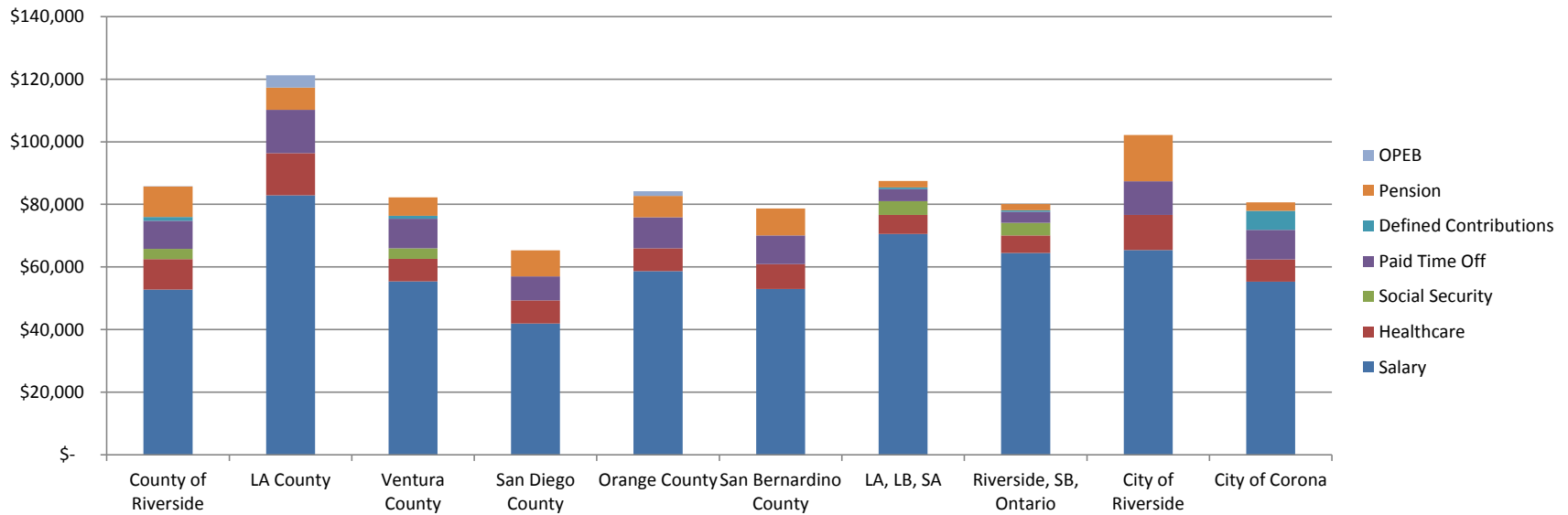
**DPSS OFFICE SUPPORT SUPV**

	BLS DATA									
	County of Riverside	LA County	Ventura County	San Diego County	Orange County	San Bernardino County	LA, LB, SA	Riverside, SB, Ontario	City of Riverside	City of Corona
Salary	\$ 42,997	\$ 41,041	\$ 46,456	\$ 44,990	\$ 46,224	\$ 50,440	-	-	\$ -	\$ 45,552
Healthcare	\$ 8,585	\$ 13,462	\$ 7,222	\$ 7,397	\$ 7,252	\$ 7,976	-	-	\$ -	\$ 7,152
Social Security	\$ 2,666	\$ -	\$ 2,880	\$ -	\$ -	\$ -	-	-	\$ -	\$ -
Paid Time Off	\$ 7,276	\$ 5,057	\$ 7,862	\$ 8,133	\$ 7,804	\$ 8,733	-	-	\$ -	\$ 7,784
Defined Contributions	\$ -	\$ -	\$ 813	\$ -	\$ -	\$ -	-	-	\$ -	\$ 6,000
Pension	\$ 7,899	\$ 3,501	\$ 4,971	\$ 9,025	\$ 5,367	\$ 8,197	-	-	\$ -	\$ 2,278
OPEB	\$ 86	\$ 1,970	\$ -	\$ -	\$ 1,156	\$ -	\$ -	\$ -	\$ -	\$ -
Total Benefits	\$ 26,512	\$ 23,990	\$ 23,748	\$ 24,555	\$ 21,578	\$ 24,906	\$ -	\$ -	\$ -	\$ 23,213
Total Compensation	\$ 69,509	\$ 65,031	\$ 70,205	\$ 69,545	\$ 67,803	\$ 75,346	\$ -	\$ -	\$ -	\$ 68,765



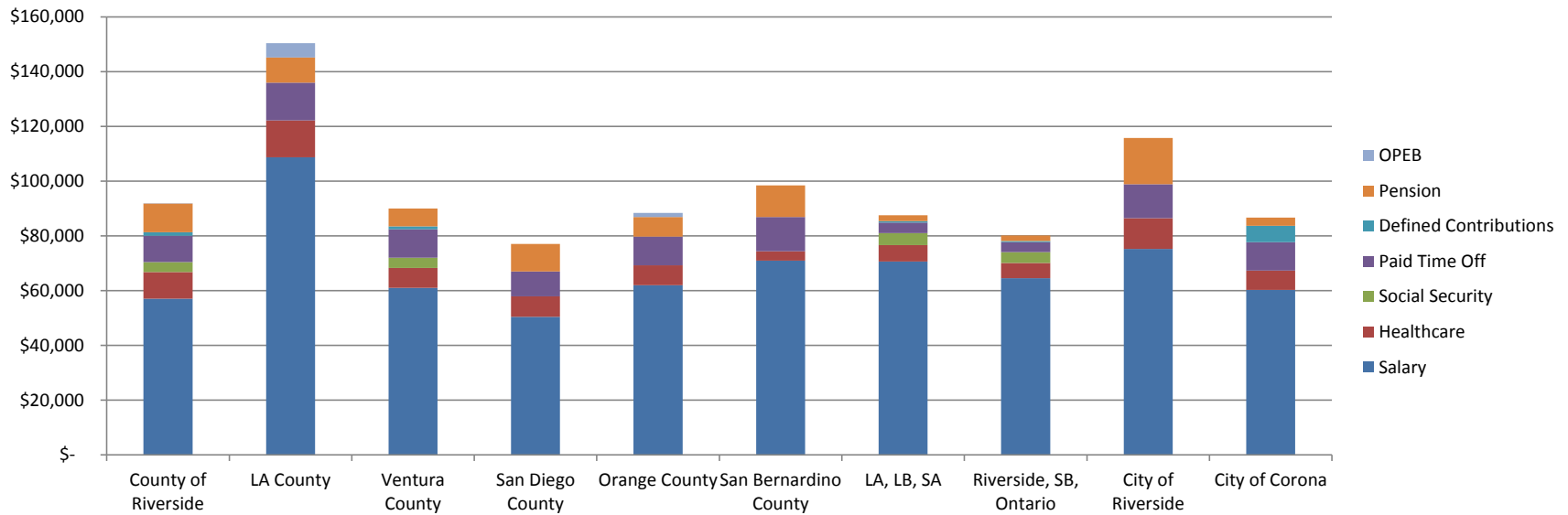
**EXECUTIVE ASSISTANT I**

	BLS DATA									
	County of Riverside	LA County	Ventura County	San Diego County	Orange County	San Bernardino County	LA, LB, SA	Riverside, SB, Ontario	City of Riverside	City of Corona
Salary	\$ 52,748	\$ 82,900	\$ 55,349	\$ 41,954	\$ 58,692	\$ 52,915	\$ 70,590	\$ 64,476	\$ 65,388	\$ 55,296
Healthcare	\$ 9,767	\$ 13,462	\$ 7,222	\$ 7,397	\$ 7,252	\$ 7,976	\$ 6,039	\$ 5,609	\$ 11,220	\$ 7,152
Social Security	\$ 3,270	\$ -	\$ 3,432	\$ -	\$ -	\$ -	\$ 4,377	\$ 3,998	\$ -	\$ -
Paid Time Off	\$ 8,927	\$ 13,844	\$ 9,369	\$ 7,584	\$ 9,933	\$ 9,162	\$ 3,818	\$ 3,546	\$ 10,814	\$ 9,449
Defined Contributions	\$ 1,300	\$ -	\$ 969	\$ -	\$ -	\$ -	\$ 555	\$ 516	\$ -	\$ 6,000
Pension	\$ 9,690	\$ 7,071	\$ 5,922	\$ 8,416	\$ 6,814	\$ 8,599	\$ 2,082	\$ 1,934	\$ 14,717	\$ 2,765
OPEB	\$ 105	\$ 3,979	\$ -	\$ -	\$ 1,467	\$ -	\$ -	\$ -	\$ -	\$ -
Total Benefits	\$ 33,059	\$ 38,356	\$ 26,914	\$ 23,397	\$ 25,467	\$ 25,737	\$ 16,870	\$ 15,603	\$ 36,751	\$ 25,365
Total Compensation	\$ 85,807	\$ 121,257	\$ 82,263	\$ 65,350	\$ 84,159	\$ 78,652	\$ 87,460	\$ 80,079	\$ 102,139	\$ 80,661



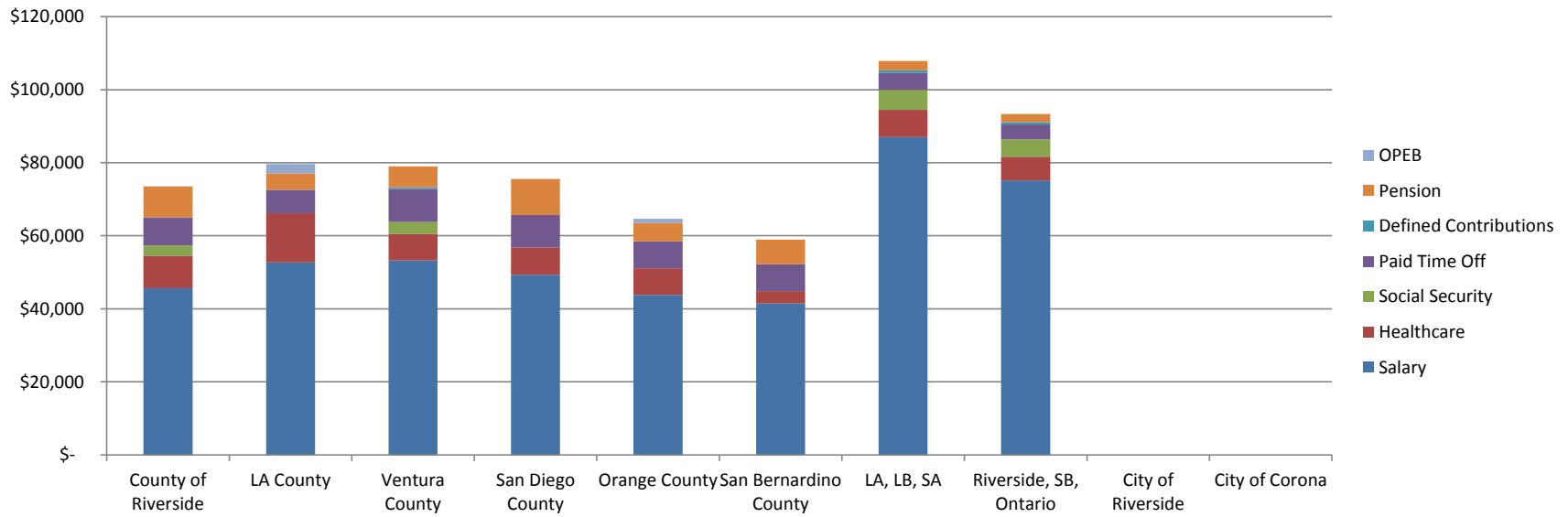
**EXECUTIVE ASSISTANT II**

	BLS DATA									
	County of Riverside	LA County	Ventura County	San Diego County	Orange County	San Bernardino County	LA, LB, SA	Riverside, SB, Ontario	City of Riverside	City of Corona
Salary	\$ 57,048	\$ 108,730	\$ 60,999	\$ 50,440	\$ 61,920	\$ 70,928	\$ 70,590	\$ 64,476	\$ 75,192	\$ 60,192
Healthcare	\$ 9,767	\$ 13,462	\$ 7,222	\$ 7,397	\$ 7,252	\$ 3,424	\$ 6,039	\$ 5,609	\$ 11,220	\$ 7,152
Social Security	\$ 3,537	\$ -	\$ 3,782	\$ -	\$ -	\$ -	\$ 4,377	\$ 3,998	\$ -	\$ -
Paid Time Off	\$ 9,654	\$ 13,710	\$ 10,327	\$ 9,118	\$ 10,479	\$ 12,547	\$ 3,818	\$ 3,546	\$ 12,436	\$ 10,285
Defined Contributions	\$ 1,300	\$ -	\$ 1,067	\$ -	\$ -	\$ -	\$ 555	\$ 516	\$ -	\$ 6,000
Pension	\$ 10,480	\$ 9,275	\$ 6,527	\$ 10,118	\$ 7,189	\$ 11,526	\$ 2,082	\$ 1,934	\$ 16,923	\$ 3,010
OPEB	\$ 114	\$ 5,219	\$ -	\$ -	\$ 1,548	\$ -	\$ -	\$ -	\$ -	\$ -
Total Benefits	\$ 34,852	\$ 41,666	\$ 28,925	\$ 26,633	\$ 26,468	\$ 27,496	\$ 16,870	\$ 15,603	\$ 40,579	\$ 26,447
Total Compensation	\$ 91,900	\$ 150,396	\$ 89,924	\$ 77,073	\$ 88,388	\$ 98,424	\$ 87,460	\$ 80,079	\$ 115,771	\$ 86,639



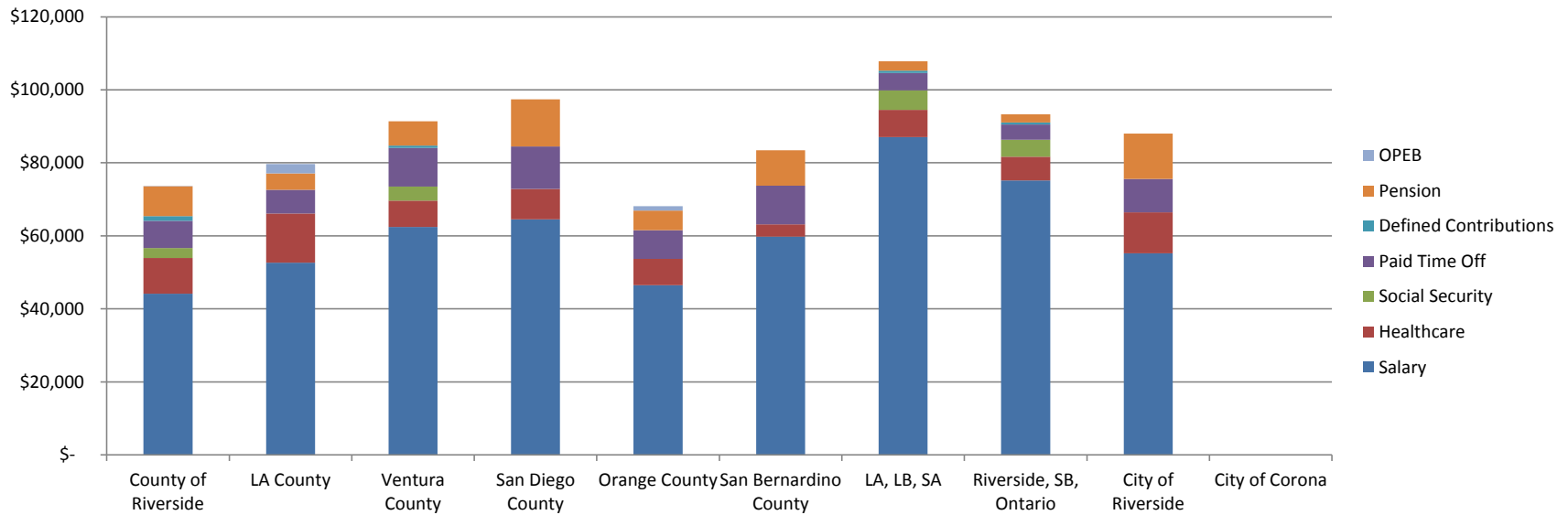
**LEGAL SUPPORT ASST II**

	BLS DATA									
	County of Riverside	LA County	Ventura County	San Diego County	Orange County	San Bernardino County	LA, LB, SA	Riverside, SB, Ontario	City of Riverside	City of Corona
Salary	\$ 45,617	\$ 52,665	\$ 53,240	\$ 49,358	\$ 43,800	\$ 41,434	\$ 87,047	\$ 75,138	\$ -	\$ -
Healthcare	\$ 8,877	\$ 13,462	\$ 7,222	\$ 7,397	\$ 7,252	\$ 3,424	\$ 7,447	\$ 6,537	\$ -	\$ -
Social Security	\$ 2,828	\$ -	\$ 3,301	\$ -	\$ -	\$ -	\$ 5,397	\$ 4,659	\$ -	\$ -
Paid Time Off	\$ 7,720	\$ 6,480	\$ 9,013	\$ 8,922	\$ 7,413	\$ 7,329	\$ 4,708	\$ 4,133	\$ -	\$ -
Defined Contributions	\$ -	\$ -	\$ 532	\$ -	\$ -	\$ -	\$ 685	\$ 601	\$ -	\$ -
Pension	\$ 8,380	\$ 4,492	\$ 5,697	\$ 9,901	\$ 5,085	\$ 6,733	\$ 2,568	\$ 2,254	\$ -	\$ -
OPEB	\$ 91	\$ 2,528	\$ -	\$ -	\$ 1,095	\$ -	\$ -	\$ -	\$ -	\$ -
Total Benefits	\$ 27,897	\$ 26,963	\$ 25,766	\$ 26,221	\$ 20,846	\$ 17,486	\$ 20,803	\$ 18,183	\$ -	\$ -
Total Compensation	\$ 73,514	\$ 79,628	\$ 79,006	\$ 75,579	\$ 64,646	\$ 58,920	\$ 107,851	\$ 93,321	\$ -	\$ -



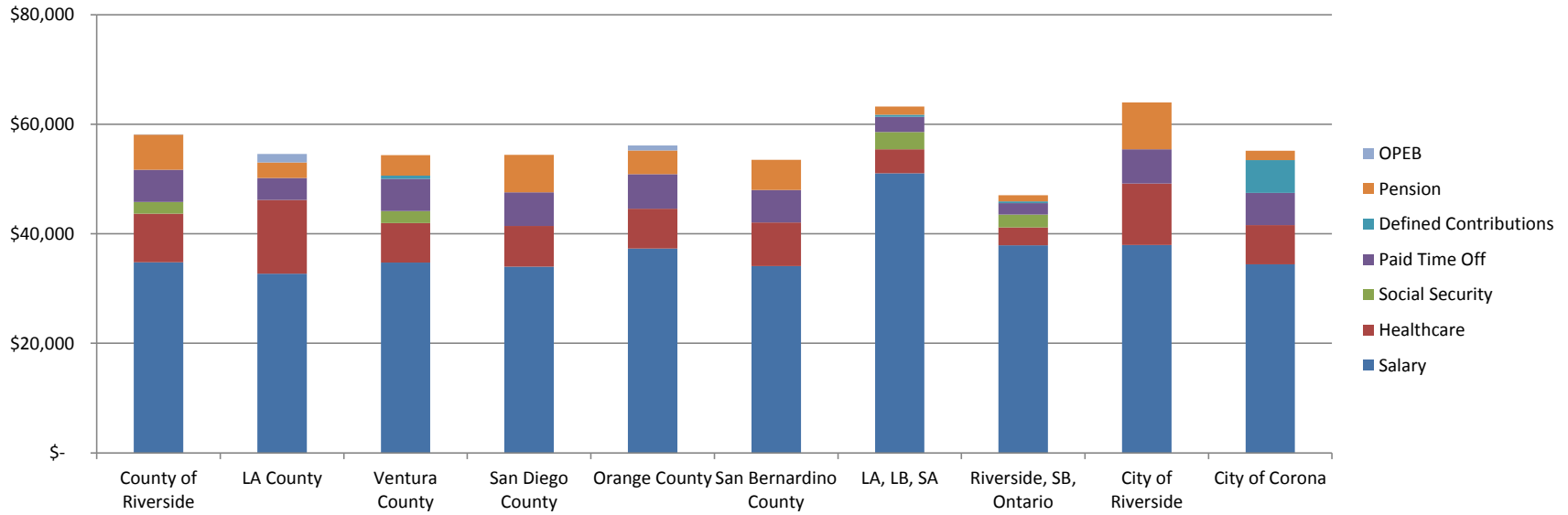
**LEGAL SUPPORT ASST II - C**

	BLS DATA									
	County of Riverside	LA County	Ventura County	San Diego County	Orange County	San Bernardino County	LA, LB, SA	Riverside, SB, Ontario	City of Riverside	City of Corona
Salary	\$ 44,149	\$ 52,665	\$ 62,430	\$ 64,480	\$ 46,454	\$ 59,758	\$ 87,047	\$ 75,138	\$ 55,224	\$ -
Healthcare	\$ 9,767	\$ 13,462	\$ 7,222	\$ 8,346	\$ 7,252	\$ 3,424	\$ 7,447	\$ 6,537	\$ 11,220	\$ -
Social Security	\$ 2,737	\$ -	\$ 3,871	\$ -	\$ -	\$ -	\$ 5,397	\$ 4,659	\$ -	\$ -
Paid Time Off	\$ 7,471	\$ 6,480	\$ 10,566	\$ 11,656	\$ 7,843	\$ 10,571	\$ 4,708	\$ 4,133	\$ 9,133	\$ -
Defined Contributions	\$ 1,300	\$ -	\$ 624	\$ -	\$ -	\$ -	\$ 685	\$ 601	\$ -	\$ -
Pension	\$ 8,110	\$ 4,492	\$ 6,680	\$ 12,935	\$ 5,393	\$ 9,711	\$ 2,568	\$ 2,254	\$ 12,429	\$ -
OPEB	\$ 88	\$ 2,528	\$ -	\$ -	\$ 1,161	\$ -	\$ -	\$ -	\$ -	\$ -
Total Benefits	\$ 29,474	\$ 26,963	\$ 28,963	\$ 32,937	\$ 21,650	\$ 23,706	\$ 20,803	\$ 18,183	\$ 32,782	\$ -
Total Compensation	\$ 73,623	\$ 79,628	\$ 91,393	\$ 97,417	\$ 68,103	\$ 83,464	\$ 107,851	\$ 93,321	\$ 88,006	\$ -



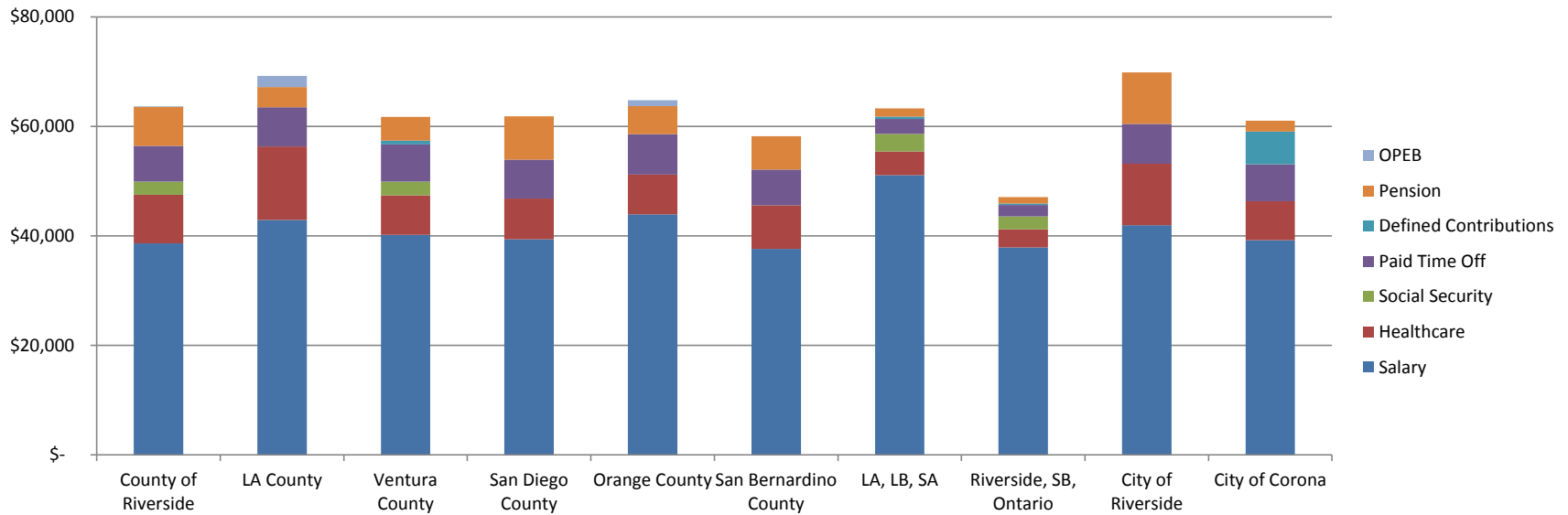
**OFFICE ASSISTANT II**

	BLS DATA									
	County of Riverside	LA County	Ventura County	San Diego County	Orange County	San Bernardino County	LA, LB, SA	Riverside, SB, Ontario	City of Riverside	City of Corona
Salary	\$ 34,781	\$ 32,740	\$ 34,767	\$ 34,029	\$ 37,322	\$ 34,112	\$ 51,065	\$ 37,886	\$ 37,968	\$ 34,428
Healthcare	\$ 8,877	\$ 13,462	\$ 7,222	\$ 7,397	\$ 7,252	\$ 7,976	\$ 4,368	\$ 3,296	\$ 11,220	\$ 7,152
Social Security	\$ 2,156	\$ -	\$ 2,156	\$ -	\$ -	\$ -	\$ 3,166	\$ 2,349	\$ -	\$ -
Paid Time Off	\$ 5,886	\$ 4,013	\$ 5,887	\$ 6,151	\$ 6,301	\$ 5,906	\$ 2,762	\$ 2,084	\$ 6,279	\$ 5,883
Defined Contributions	\$ -	\$ -	\$ 608	\$ -	\$ -	\$ -	\$ 402	\$ 303	\$ -	\$ 6,000
Pension	\$ 6,389	\$ 2,793	\$ 3,720	\$ 6,826	\$ 4,333	\$ 5,543	\$ 1,506	\$ 1,137	\$ 8,545	\$ 1,721
OPEB	\$ 70	\$ 1,572	\$ -	\$ -	\$ 933	\$ -	\$ -	\$ -	\$ -	\$ -
Total Benefits	\$ 23,379	\$ 21,839	\$ 19,593	\$ 20,375	\$ 18,819	\$ 19,426	\$ 12,204	\$ 9,168	\$ 26,045	\$ 20,756
Total Compensation	\$ 58,160	\$ 54,580	\$ 54,361	\$ 54,403	\$ 56,141	\$ 53,538	\$ 63,269	\$ 47,055	\$ 64,013	\$ 55,184



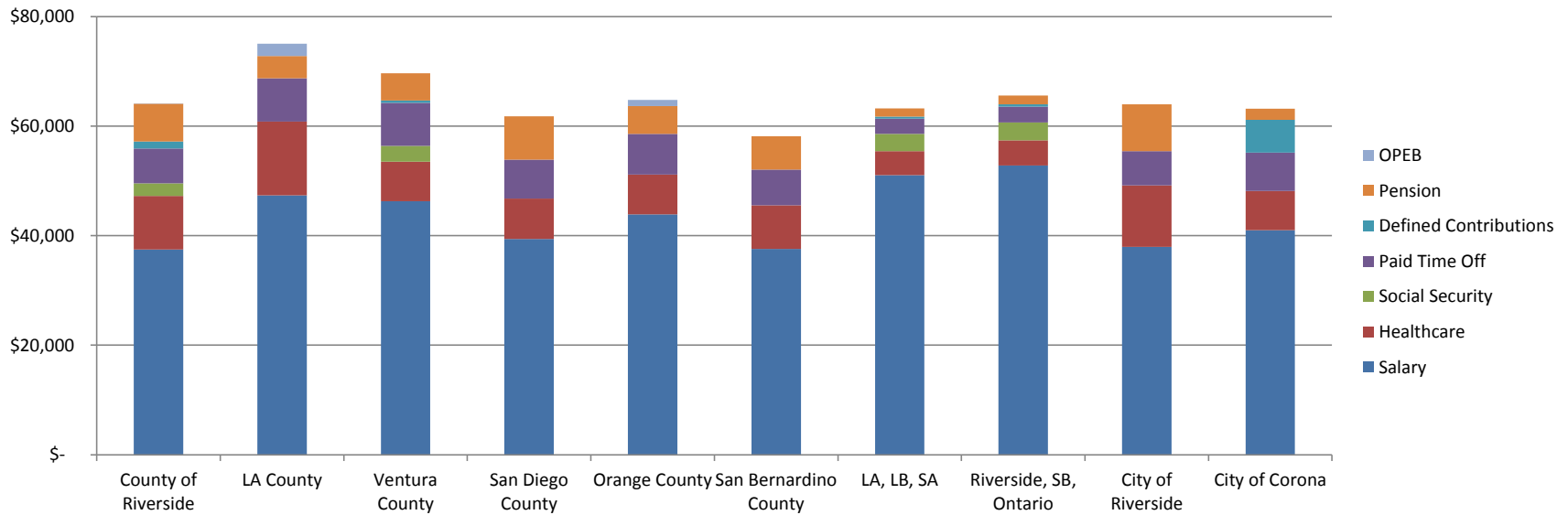
**OFFICE ASSISTANT III**

	BLS DATA									
	County of Riverside	LA County	Ventura County	San Diego County	Orange County	San Bernardino County	LA, LB, SA	Riverside, SB, Ontario	City of Riverside	City of Corona
Salary	\$ 38,637	\$ 42,876	\$ 40,186	\$ 39,395	\$ 43,910	\$ 37,586	\$ 51,065	\$ 37,886	\$ 41,936	\$ 39,192
Healthcare	\$ 8,877	\$ 13,462	\$ 7,222	\$ 7,397	\$ 7,252	\$ 7,976	\$ 4,368	\$ 3,296	\$ 11,220	\$ 7,152
Social Security	\$ 2,395	\$ -	\$ 2,492	\$ -	\$ -	\$ -	\$ 3,166	\$ 2,349	\$ -	\$ -
Paid Time Off	\$ 6,539	\$ 7,160	\$ 6,802	\$ 7,121	\$ 7,413	\$ 6,508	\$ 2,762	\$ 2,084	\$ 7,266	\$ 6,697
Defined Contributions	\$ -	\$ -	\$ 703	\$ -	\$ -	\$ -	\$ 402	\$ 303	\$ -	\$ 6,000
Pension	\$ 7,098	\$ 3,657	\$ 4,300	\$ 7,903	\$ 5,098	\$ 6,108	\$ 1,506	\$ 1,137	\$ 9,439	\$ 1,960
OPEB	\$ 77	\$ 2,058	\$ -	\$ -	\$ 1,098	\$ -	\$ -	\$ -	\$ -	\$ -
Total Benefits	\$ 24,986	\$ 26,337	\$ 21,519	\$ 22,421	\$ 20,861	\$ 20,591	\$ 12,204	\$ 9,168	\$ 27,924	\$ 21,808
Total Compensation	\$ 63,623	\$ 69,213	\$ 61,705	\$ 61,816	\$ 64,771	\$ 58,177	\$ 63,269	\$ 47,055	\$ 69,860	\$ 61,000



**OFFICE ASSISTANT III - C**

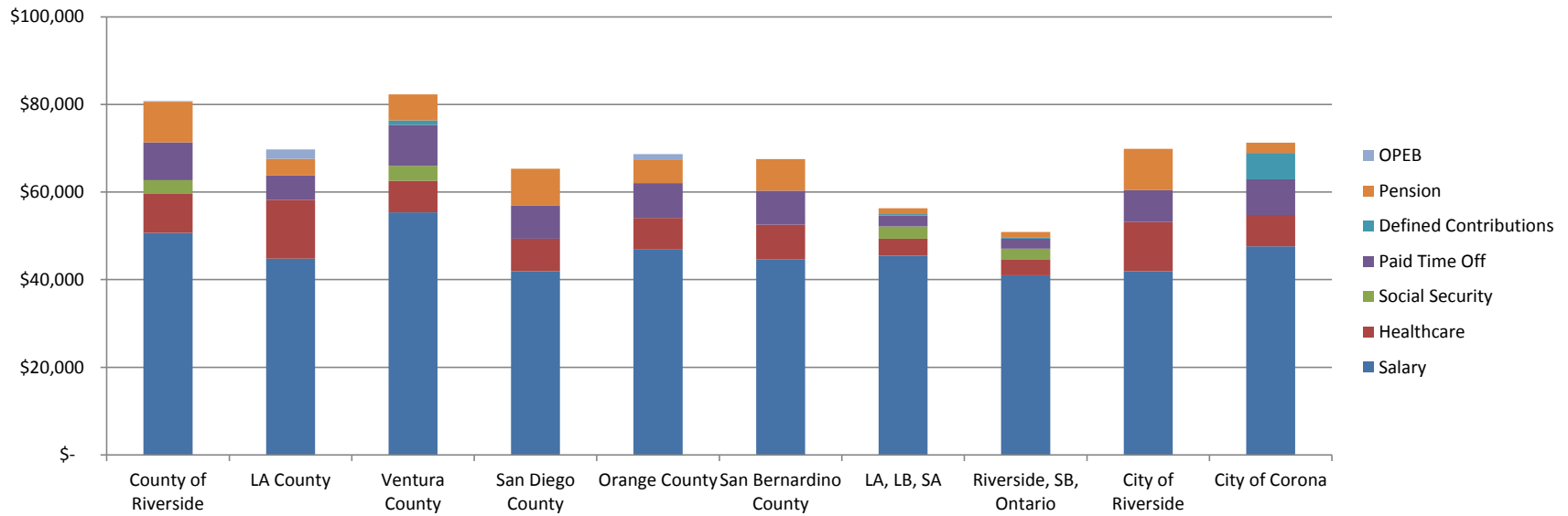
	BLS DATA									
	County of Riverside	LA County	Ventura County	San Diego County	Orange County	San Bernardino County	LA, LB, SA	Riverside, SB, Ontario	City of Riverside	City of Corona
Salary	\$ 37,475	\$ 47,380	\$ 46,315	\$ 39,395	\$ 43,910	\$ 37,586	\$ 51,065	\$ 52,799	\$ 37,968	\$ 40,992
Healthcare	\$ 9,767	\$ 13,462	\$ 7,222	\$ 7,397	\$ 7,252	\$ 7,976	\$ 4,368	\$ 4,594	\$ 11,220	\$ 7,152
Social Security	\$ 2,323	\$ -	\$ 2,872	\$ -	\$ -	\$ -	\$ 3,166	\$ 3,274	\$ -	\$ -
Paid Time Off	\$ 6,342	\$ 7,912	\$ 7,841	\$ 7,121	\$ 7,413	\$ 6,508	\$ 2,762	\$ 2,904	\$ 6,279	\$ 7,004
Defined Contributions	\$ 1,300	\$ -	\$ 463	\$ -	\$ -	\$ -	\$ 402	\$ 422	\$ -	\$ 6,000
Pension	\$ 6,884	\$ 4,042	\$ 4,956	\$ 7,903	\$ 5,098	\$ 6,108	\$ 1,506	\$ 1,584	\$ 8,545	\$ 2,050
OPEB	\$ 75	\$ 2,274	\$ -	\$ -	\$ 1,098	\$ -	\$ -	\$ -	\$ -	\$ -
Total Benefits	\$ 26,691	\$ 27,690	\$ 23,354	\$ 22,421	\$ 20,861	\$ 20,591	\$ 12,204	\$ 12,777	\$ 26,045	\$ 22,206
Total Compensation	\$ 64,166	\$ 75,070	\$ 69,669	\$ 61,816	\$ 64,771	\$ 58,177	\$ 63,269	\$ 65,577	\$ 64,013	\$ 63,198





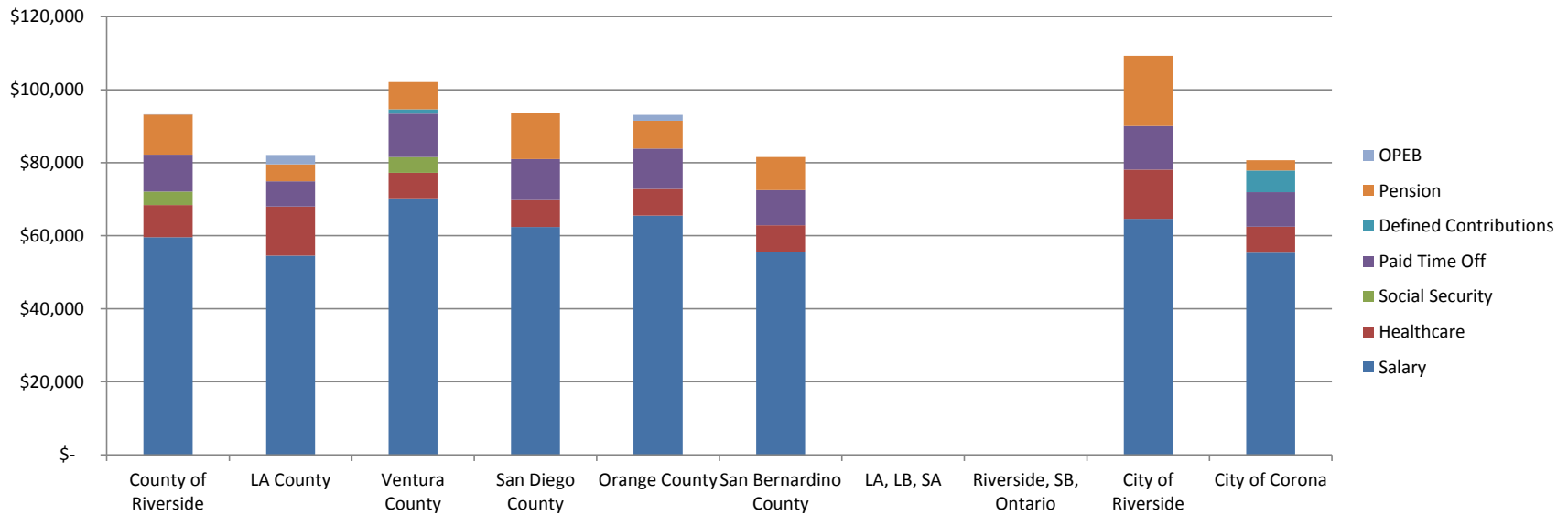
**SECRETARY II**

	BLS DATA									
	County of Riverside	LA County	Ventura County	San Diego County	Orange County	San Bernardino County	LA, LB, SA	Riverside, SB, Ontario	City of Riverside	City of Corona
Salary	\$ 50,705	\$ 44,799	\$ 55,349	\$ 41,954	\$ 46,871	\$ 44,595	\$ 45,459	\$ 40,975	\$ 41,936	\$ 47,616
Healthcare	\$ 8,877	\$ 13,462	\$ 7,222	\$ 7,397	\$ 7,252	\$ 7,976	\$ 3,889	\$ 3,565	\$ 11,220	\$ 7,152
Social Security	\$ 3,144	\$ -	\$ 3,432	\$ -	\$ -	\$ -	\$ 2,818	\$ 2,540	\$ -	\$ -
Paid Time Off	\$ 8,581	\$ 5,520	\$ 9,369	\$ 7,584	\$ 7,913	\$ 7,721	\$ 2,458	\$ 2,254	\$ 7,266	\$ 8,136
Defined Contributions	\$ -	\$ -	\$ 969	\$ -	\$ -	\$ -	\$ 358	\$ 328	\$ -	\$ 6,000
Pension	\$ 9,315	\$ 3,821	\$ 5,922	\$ 8,416	\$ 5,442	\$ 7,247	\$ 1,341	\$ 1,229	\$ 9,439	\$ 2,381
OPEB	\$ 101	\$ 2,150	\$ -	\$ -	\$ 1,172	\$ -	\$ -	\$ -	\$ -	\$ -
Total Benefits	\$ 30,018	\$ 24,954	\$ 26,914	\$ 23,397	\$ 21,779	\$ 22,944	\$ 10,864	\$ 9,916	\$ 27,924	\$ 23,669
Total Compensation	\$ 80,723	\$ 69,753	\$ 82,263	\$ 65,350	\$ 68,650	\$ 67,539	\$ 56,323	\$ 50,890	\$ 69,860	\$ 71,285



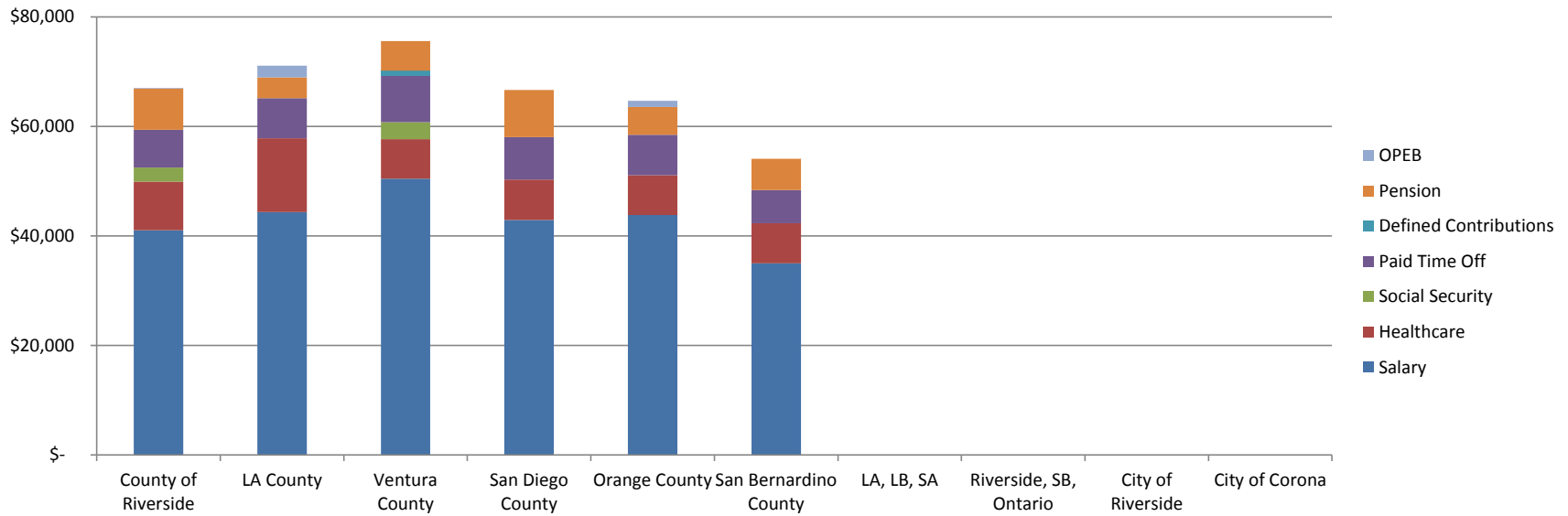
**SHERIFF 911 COMM OFFICER II**

	BLS DATA									
	County of Riverside	LA County	Ventura County	San Diego County	Orange County	San Bernardino County	LA, LB, SA	Riverside, SB, Ontario	City of Riverside	City of Corona
Salary	\$ 59,557	\$ 54,515	\$ 70,001	\$ 62,358	\$ 65,552	\$ 55,536	-	-	\$ 64,644	\$ 55,296
Healthcare	\$ 8,877	\$ 13,462	\$ 7,222	\$ 7,397	\$ 7,252	\$ 7,348	-	-	\$ 13,464	\$ 7,152
Social Security	\$ 3,693	\$ -	\$ 4,340	\$ -	\$ -	\$ -	-	-	\$ -	\$ -
Paid Time Off	\$ 10,079	\$ 6,886	\$ 11,847	\$ 11,272	\$ 11,067	\$ 9,616	-	-	\$ 11,934	\$ 9,449
Defined Contributions	\$ -	\$ -	\$ 1,225	\$ -	\$ -	\$ -	-	-	\$ -	\$ 6,000
Pension	\$ 10,941	\$ 4,650	\$ 7,490	\$ 12,509	\$ 7,611	\$ 9,025	-	-	\$ 19,235	\$ 2,765
OPEB	\$ 119	\$ 2,617	\$ -	\$ -	\$ 1,639	\$ -	\$ -	\$ -	\$ -	\$ -
Total Benefits	\$ 33,709	\$ 27,615	\$ 32,125	\$ 31,179	\$ 27,569	\$ 25,988	\$ -	\$ -	\$ 44,634	\$ 25,365
Total Compensation	\$ 93,266	\$ 82,130	\$ 102,126	\$ 93,537	\$ 93,121	\$ 81,524	\$ -	\$ -	\$ 109,278	\$ 80,661



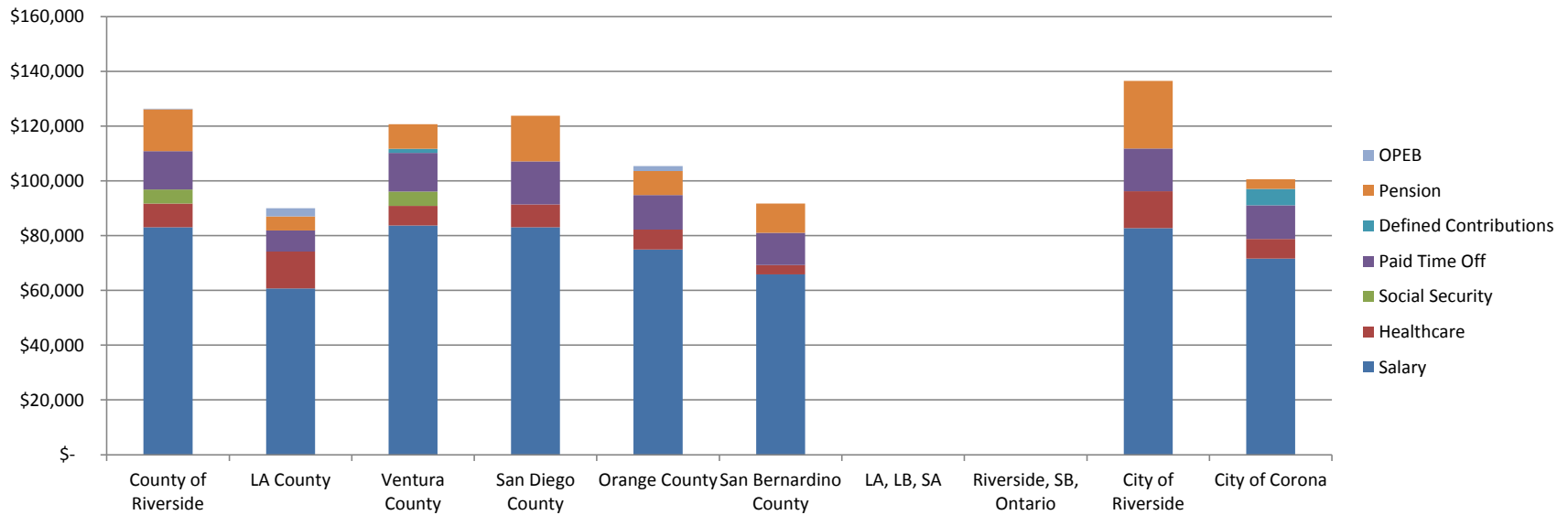
**SHERIFF CORRECTIONS ASST I**

	BLS DATA									
	County of Riverside	LA County	Ventura County	San Diego County	Orange County	San Bernardino County	LA, LB, SA	Riverside, SB, Ontario	City of Riverside	City of Corona
Salary	\$ 41,023	\$ 44,359	\$ 50,418	\$ 42,890	\$ 43,800	\$ 34,965	-	-	\$ -	\$ -
Healthcare	\$ 8,877	\$ 13,462	\$ 7,222	\$ 7,397	\$ 7,252	\$ 7,348	-	-	\$ -	\$ -
Social Security	\$ 2,543	\$ -	\$ 3,126	\$ -	\$ -	\$ -	-	-	\$ -	\$ -
Paid Time Off	\$ 6,942	\$ 7,336	\$ 8,534	\$ 7,753	\$ 7,413	\$ 6,054	-	-	\$ -	\$ -
Defined Contributions	\$ -	\$ -	\$ 882	\$ -	\$ -	\$ -	-	-	\$ -	\$ -
Pension	\$ 7,536	\$ 3,784	\$ 5,395	\$ 8,604	\$ 5,085	\$ 5,682	-	-	\$ -	\$ -
OPEB	\$ 82	\$ 2,129	\$ -	\$ -	\$ 1,095	\$ -	\$ -	\$ -	\$ -	\$ -
Total Benefits	\$ 25,981	\$ 26,711	\$ 25,160	\$ 23,754	\$ 20,846	\$ 19,084	\$ -	\$ -	\$ -	\$ -
Total Compensation	\$ 67,004	\$ 71,070	\$ 75,578	\$ 66,643	\$ 64,646	\$ 54,049	\$ -	\$ -	\$ -	\$ -



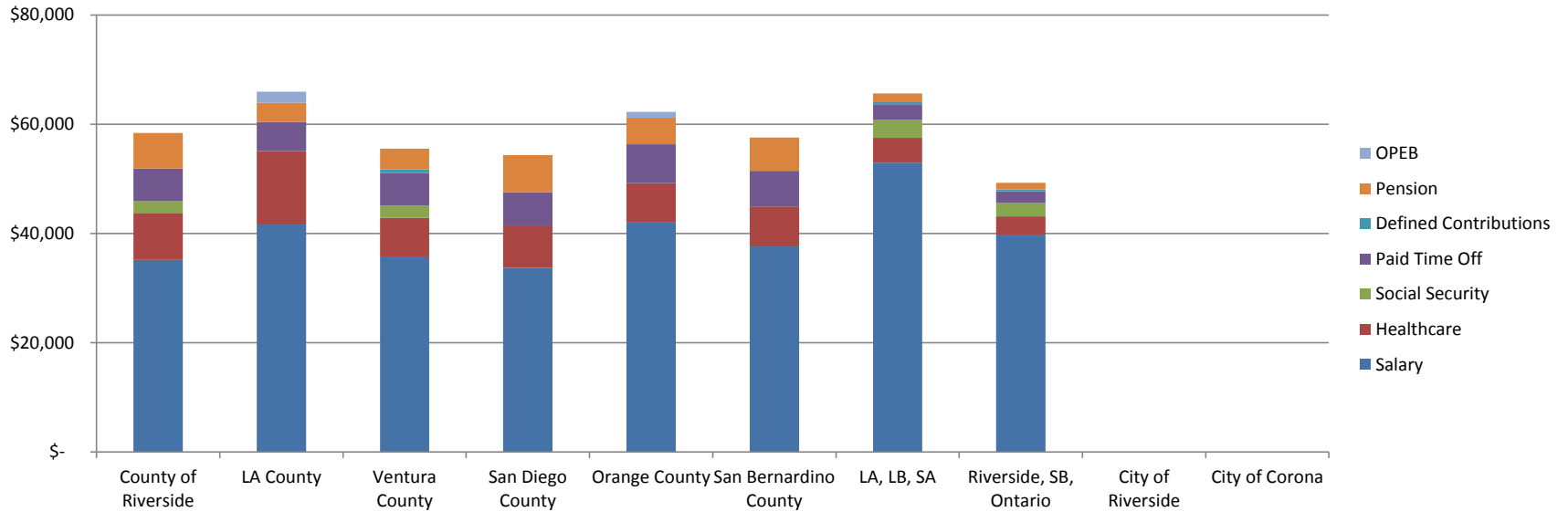
**SHERIFF'S COMMUNICATION SUPV B**

	BLS DATA									
	County of Riverside	LA County	Ventura County	San Diego County	Orange County	San Bernardino County	LA, LB, SA	Riverside, SB, Ontario	City of Riverside	City of Corona
Salary	\$ 83,123	\$ 60,764	\$ 83,680	\$ 83,123	\$ 74,956	\$ 65,915	-	-	\$ 82,800	\$ 71,676
Healthcare	\$ 8,585	\$ 13,462	\$ 7,222	\$ 8,346	\$ 7,252	\$ 3,424	-	-	\$ 13,464	\$ 7,152
Social Security	\$ 5,154	\$ -	\$ 5,188	\$ -	\$ -	\$ -	-	-	\$ -	\$ -
Paid Time Off	\$ 14,067	\$ 7,666	\$ 14,164	\$ 15,664	\$ 12,654	\$ 11,660	-	-	\$ 15,616	\$ 12,248
Defined Contributions	\$ -	\$ -	\$ 1,464	\$ -	\$ -	\$ -	-	-	\$ -	\$ 6,000
Pension	\$ 15,270	\$ 5,183	\$ 8,954	\$ 16,675	\$ 8,702	\$ 10,711	-	-	\$ 24,638	\$ 3,584
OPEB	\$ 166	\$ 2,917	\$ -	\$ -	\$ 1,874	\$ -	\$ -	\$ -	\$ -	\$ -
Total Benefits	\$ 43,242	\$ 29,228	\$ 36,993	\$ 40,685	\$ 30,483	\$ 25,795	\$ -	\$ -	\$ 53,718	\$ 28,983
Total Compensation	\$ 126,365	\$ 89,992	\$ 120,672	\$ 123,808	\$ 105,439	\$ 91,710	\$ -	\$ -	\$ 136,518	\$ 100,659



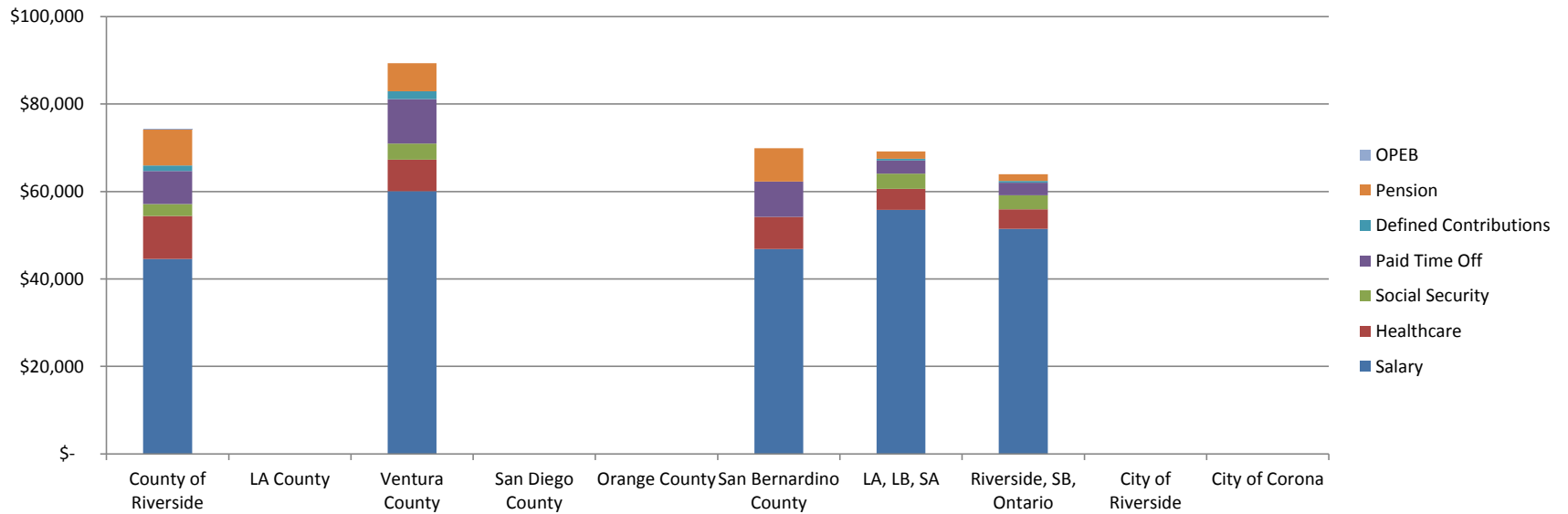
**SOCIAL SERVICES ASSISTANT**

	BLS DATA									
	County of Riverside	LA County	Ventura County	San Diego County	Orange County	San Bernardino County	LA, LB, SA	Riverside, SB, Ontario	City of Riverside	City of Corona
Salary	\$ 35,154	\$ 41,637	\$ 35,637	\$ 33,717	\$ 41,971	\$ 37,586	\$ 52,947	\$ 39,642	\$ -	\$ -
Healthcare	\$ 8,585	\$ 13,462	\$ 7,222	\$ 7,761	\$ 7,252	\$ 7,348	\$ 4,529	\$ 3,449	\$ -	\$ -
Social Security	\$ 2,180	\$ -	\$ 2,209	\$ -	\$ -	\$ -	\$ 3,283	\$ 2,458	\$ -	\$ -
Paid Time Off	\$ 5,949	\$ 5,270	\$ 6,031	\$ 6,095	\$ 7,086	\$ 6,508	\$ 2,863	\$ 2,180	\$ -	\$ -
Defined Contributions	\$ -	\$ -	\$ 624	\$ -	\$ -	\$ -	\$ 416	\$ 317	\$ -	\$ -
Pension	\$ 6,458	\$ 3,552	\$ 3,813	\$ 6,764	\$ 4,873	\$ 6,108	\$ 1,562	\$ 1,189	\$ -	\$ -
OPEB	\$ 70	\$ 1,999	\$ -	\$ -	\$ 1,049	\$ -	\$ -	\$ -	\$ -	\$ -
Total Benefits	\$ 23,242	\$ 24,283	\$ 19,900	\$ 20,620	\$ 20,260	\$ 19,964	\$ 12,654	\$ 9,593	\$ -	\$ -
Total Compensation	\$ 58,396	\$ 65,919	\$ 55,536	\$ 54,336	\$ 62,231	\$ 57,549	\$ 65,601	\$ 49,235	\$ -	\$ -



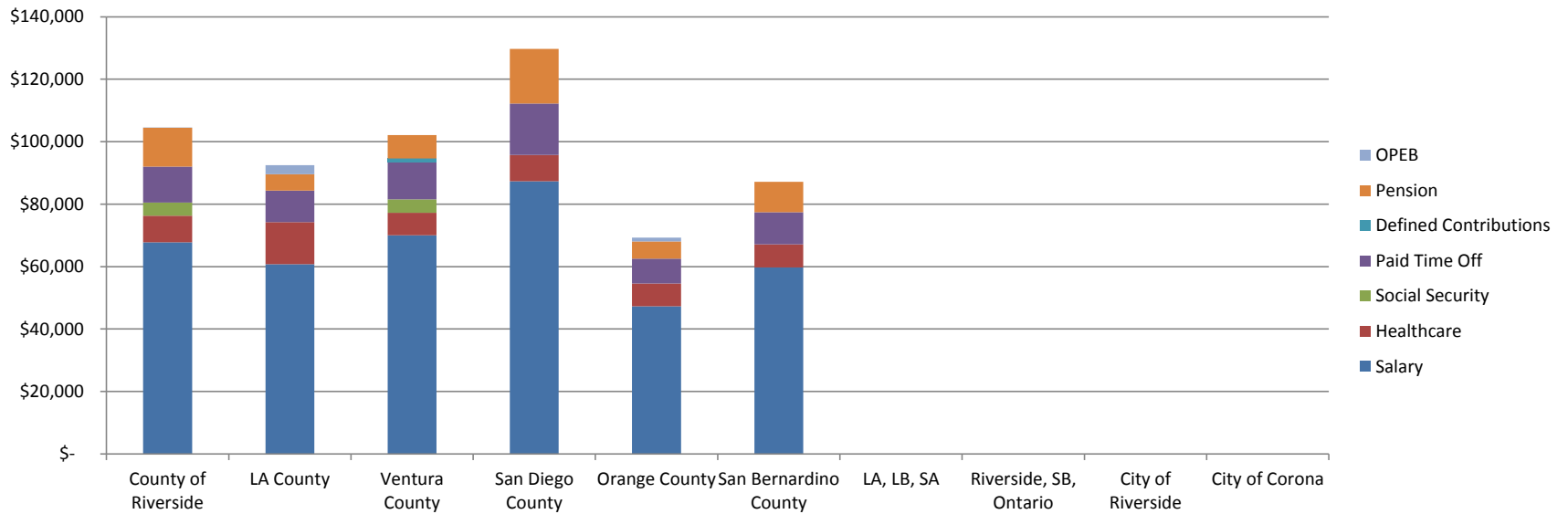
**SR HUMAN RESOURCES CLERK - C**

	BLS DATA									
	County of Riverside	LA County	Ventura County	San Diego County	Orange County	San Bernardino County	LA, LB, SA	Riverside, SB, Ontario	City of Riverside	City of Corona
Salary	\$ 44,603	\$ -	\$ 60,046	\$ -	\$ -	\$ 46,821	\$ 55,824	\$ 51,488	\$ -	\$ -
Healthcare	\$ 9,767	\$ -	\$ 7,222	\$ -	\$ -	\$ 7,348	\$ 4,776	\$ 4,479	\$ -	\$ -
Social Security	\$ 2,765	\$ -	\$ 3,723	\$ -	\$ -	\$ -	\$ 3,461	\$ 3,192	\$ -	\$ -
Paid Time Off	\$ 7,548	\$ -	\$ 10,165	\$ -	\$ -	\$ 8,107	\$ 3,019	\$ 2,832	\$ -	\$ -
Defined Contributions	\$ 1,300	\$ -	\$ 1,801	\$ -	\$ -	\$ -	\$ 439	\$ 412	\$ -	\$ -
Pension	\$ 8,194	\$ -	\$ 6,425	\$ -	\$ -	\$ 7,608	\$ 1,647	\$ 1,545	\$ -	\$ -
OPEB	\$ 89	\$ -	\$ -	\$ -	\$ -	\$ -	\$ -	\$ -	\$ -	\$ -
Total Benefits	\$ 29,663	\$ -	\$ 29,336	\$ -	\$ -	\$ 23,063	\$ 13,342	\$ 12,460	\$ -	\$ -
Total Compensation	\$ 74,266	\$ -	\$ 89,382	\$ -	\$ -	\$ 69,884	\$ 69,166	\$ 63,948	\$ -	\$ -



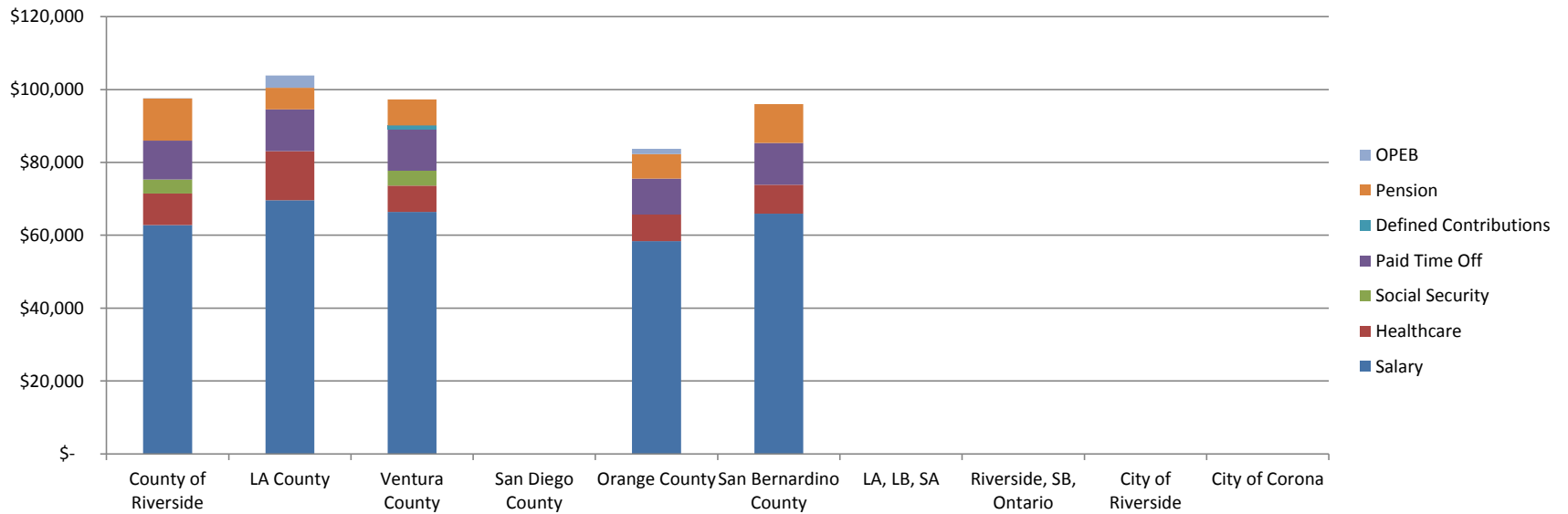
**SR SHERIFF'S 911 COMM OFFICER A**

	BLS DATA									
	County of Riverside	LA County	Ventura County	San Diego County	Orange County	San Bernardino County	LA, LB, SA	Riverside, SB, Ontario	City of Riverside	City of Corona
Salary	\$ 67,733	\$ 60,764	\$ 70,001	\$ 87,360	\$ 47,330	\$ 59,758	-	-	\$ -	\$ -
Healthcare	\$ 8,585	\$ 13,462	\$ 7,222	\$ 8,346	\$ 7,252	\$ 7,348	-	-	\$ -	\$ -
Social Security	\$ 4,199	\$ -	\$ 4,340	\$ -	\$ -	\$ -	-	-	\$ -	\$ -
Paid Time Off	\$ 11,462	\$ 10,147	\$ 11,847	\$ 16,464	\$ 7,990	\$ 10,347	-	-	\$ -	\$ -
Defined Contributions	\$ -	\$ -	\$ 1,225	\$ -	\$ -	\$ -	-	-	\$ -	\$ -
Pension	\$ 12,443	\$ 5,183	\$ 7,490	\$ 17,524	\$ 5,495	\$ 9,711	-	-	\$ -	\$ -
OPEB	\$ 135	\$ 2,917	\$ -	\$ -	\$ 1,183	\$ -	\$ -	\$ -	\$ -	\$ -
Total Benefits	\$ 36,825	\$ 31,709	\$ 32,125	\$ 42,334	\$ 21,921	\$ 27,406	\$ -	\$ -	\$ -	\$ -
Total Compensation	\$ 104,558	\$ 92,473	\$ 102,126	\$ 129,694	\$ 69,250	\$ 87,164	\$ -	\$ -	\$ -	\$ -



**SUPV EMPLOYMENT SVCS COUNSELOR**

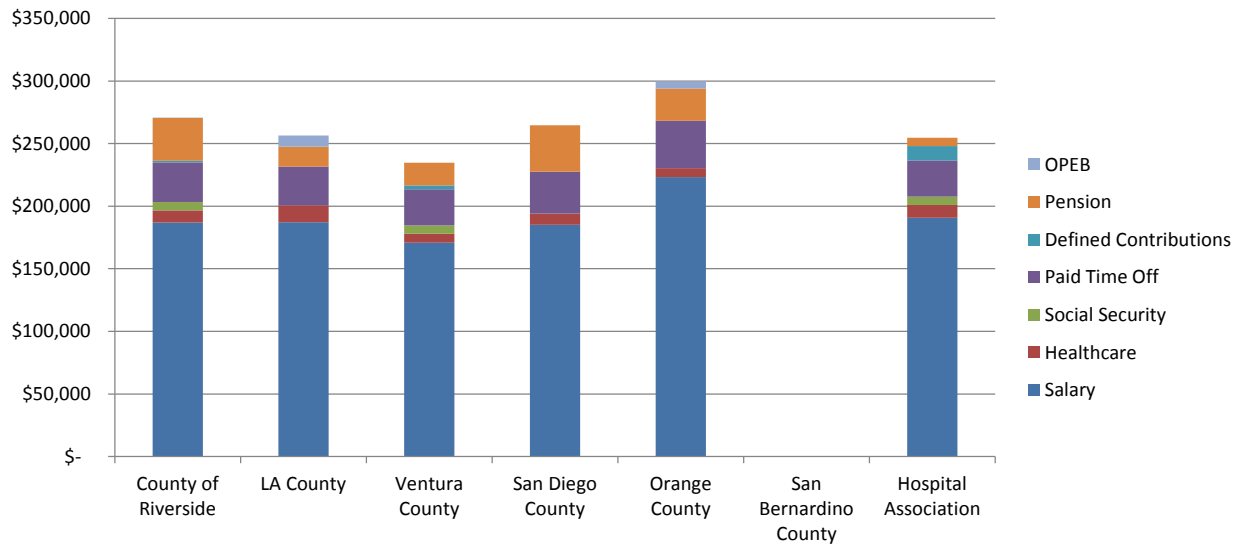
	BLS DATA									
	County of Riverside	LA County	Ventura County	San Diego County	Orange County	San Bernardino County	LA, LB, SA	Riverside, SB, Ontario	City of Riverside	City of Corona
Salary	\$ 62,830	\$ 69,586	\$ 66,401	\$ -	\$ 58,401	\$ 65,915	-	-	\$ -	\$ -
Healthcare	\$ 8,585	\$ 13,462	\$ 7,222	\$ -	\$ 7,252	\$ 7,976	-	-	\$ -	\$ -
Social Security	\$ 3,895	\$ -	\$ 4,117	\$ -	\$ -	\$ -	-	-	\$ -	\$ -
Paid Time Off	\$ 10,633	\$ 11,508	\$ 11,238	\$ -	\$ 9,860	\$ 11,413	-	-	\$ -	\$ -
Defined Contributions	\$ -	\$ -	\$ 1,162	\$ -	\$ -	\$ -	-	-	\$ -	\$ -
Pension	\$ 11,542	\$ 5,936	\$ 7,105	\$ -	\$ 6,780	\$ 10,711	-	-	\$ -	\$ -
OPEB	\$ 126	\$ 3,340	\$ -	\$ -	\$ 1,460	\$ -	\$ -	\$ -	\$ -	\$ -
Total Benefits	\$ 34,781	\$ 34,246	\$ 30,844	\$ -	\$ 25,352	\$ 30,100	\$ -	\$ -	\$ -	\$ -
Total Compensation	\$ 97,611	\$ 103,832	\$ 97,245	\$ -	\$ 83,753	\$ 96,015	\$ -	\$ -	\$ -	\$ -





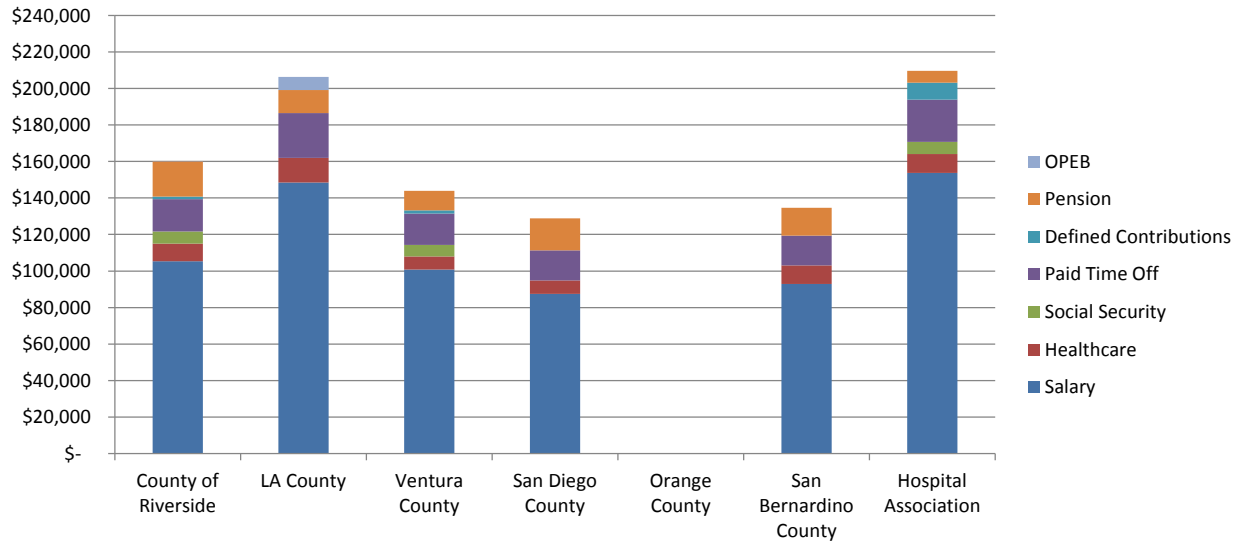
**CHF OF MEDICAL SPECIALTY**

	County of Riverside	LA County	Ventura County	San Diego County	Orange County	San Bernardino County	Hospital Association
Salary	\$ 186,835	\$ 187,176	\$ 170,761	\$ 185,120	\$ 223,104	\$ -	\$ 190,815
Healthcare	\$ 9,767	\$ 13,462	\$ 7,222	\$ 8,918	\$ 7,252	\$ -	\$ 10,264
Social Security	\$ 6,622	\$ -	\$ 6,622	\$ -	\$ -	\$ -	\$ 6,622
Paid Time Off	\$ 31,618	\$ 30,956	\$ 28,906	\$ 33,464	\$ 37,756	\$ -	\$ 28,806
Defined Contributions	\$ 1,300	\$ -	\$ 2,988	\$ -	\$ -	\$ -	\$ 11,449
Pension	\$ 34,322	\$ 15,966	\$ 18,271	\$ 37,135	\$ 25,902	\$ -	\$ 6,622
OPEB	\$ 374	\$ 8,984	\$ -	\$ -	\$ 5,578	\$ -	\$ -
Total Benefits	\$ 84,002	\$ 69,369	\$ 64,009	\$ 79,517	\$ 76,488	\$ -	\$ 63,762
Total Compensation	\$ 270,837	\$ 256,545	\$ 234,770	\$ 264,637	\$ 299,592	\$ -	\$ 254,577



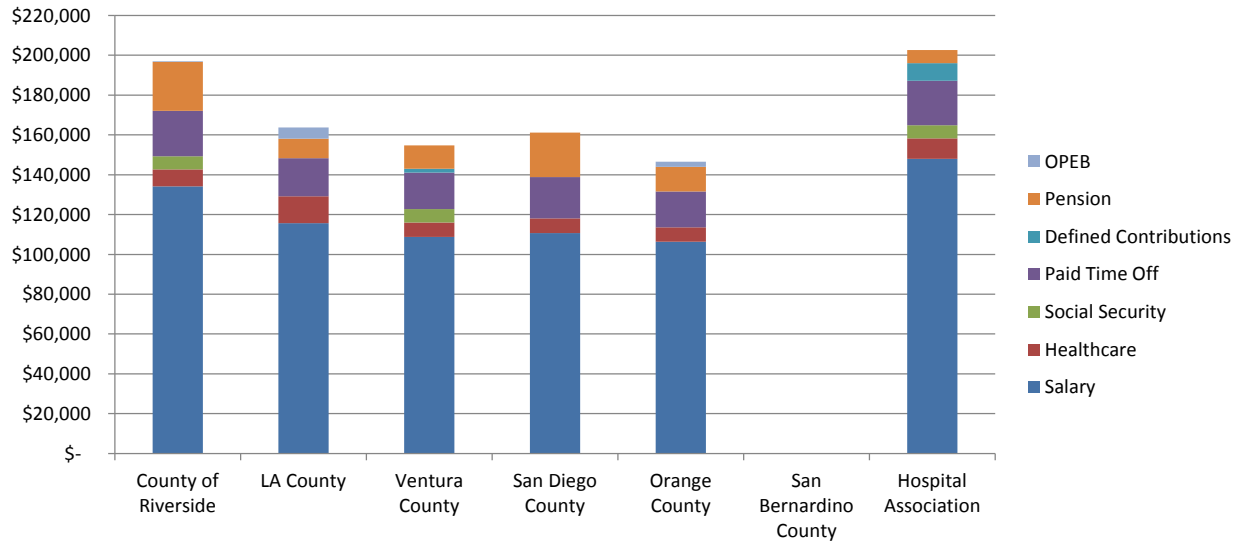
**NURSE MANAGER**

	County of Riverside	LA County	Ventura County	San Diego County	Orange County	San Bernardino County	Hospital Association
Salary	\$ 105,271	\$ 148,449	\$ 100,837	\$ 87,464	\$ -	\$ 92,955	\$ 153,759
Healthcare	\$ 9,767	\$ 13,462	\$ 7,222	\$ 7,397	\$ -	\$ 10,037	\$ 10,264
Social Security	\$ 6,527	\$ -	\$ 6,252	\$ -	\$ -	\$ -	\$ 6,622
Paid Time Off	\$ 17,815	\$ 24,551	\$ 17,069	\$ 16,484	\$ -	\$ 16,443	\$ 23,212
Defined Contributions	\$ 1,300	\$ -	\$ 1,765	\$ -	\$ -	\$ -	\$ 9,226
Pension	\$ 19,338	\$ 12,663	\$ 10,790	\$ 17,545	\$ -	\$ 15,105	\$ 6,622
OPEB	\$ 211	\$ 7,126	\$ -	\$ -	\$ -	\$ -	\$ -
Total Benefits	\$ 54,957	\$ 57,802	\$ 43,097	\$ 41,426	\$ -	\$ 41,586	\$ 55,944
Total Compensation	\$ 160,228	\$ 206,251	\$ 143,934	\$ 128,890	\$ -	\$ 134,541	\$ 209,703



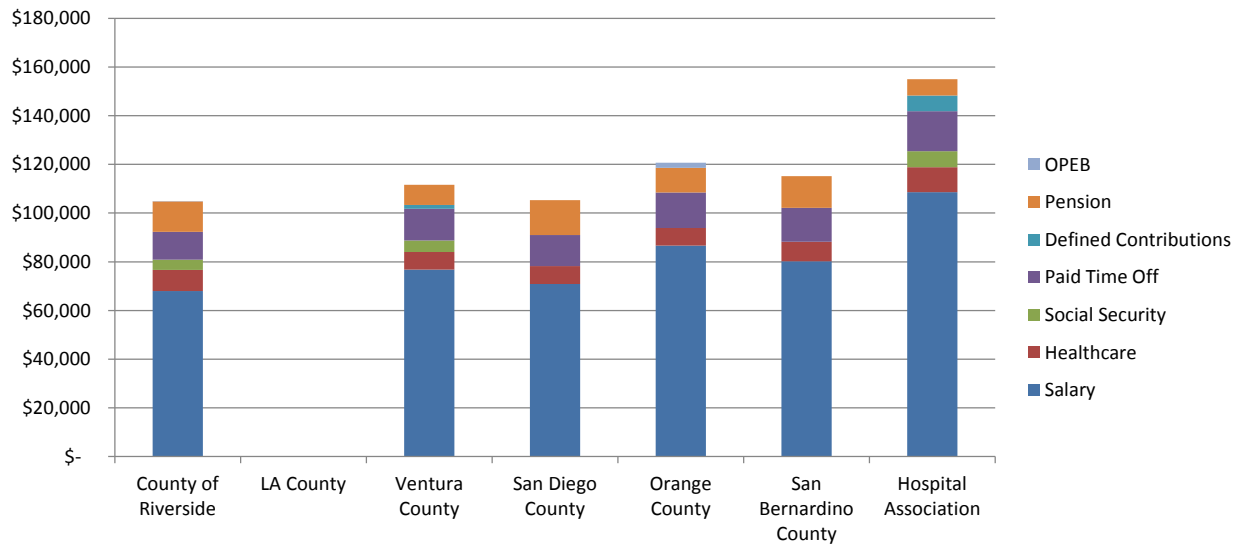
**CLINICAL PHARMACIST**

	County of Riverside	LA County	Ventura County	San Diego County	Orange County	San Bernardino County	Hospital Association
Salary	\$ 134,116	\$ 115,637	\$ 108,735	\$ 110,635	\$ 106,332	\$ -	\$ 147,930
Healthcare	\$ 8,585	\$ 13,462	\$ 7,222	\$ 7,397	\$ 7,252	\$ -	\$ 10,264
Social Security	\$ 6,622	\$ -	\$ 6,742	\$ -	\$ -	\$ -	\$ 6,622
Paid Time Off	\$ 22,697	\$ 19,125	\$ 18,407	\$ 20,850	\$ 17,994	\$ -	\$ 22,332
Defined Contributions	\$ -	\$ -	\$ 1,903	\$ -	\$ -	\$ -	\$ 8,876
Pension	\$ 24,637	\$ 9,864	\$ 11,635	\$ 22,193	\$ 12,345	\$ -	\$ 6,622
OPEB	\$ 268	\$ 5,551	\$ -	\$ -	\$ 2,658	\$ -	\$ -
Total Benefits	\$ 62,809	\$ 48,001	\$ 45,908	\$ 50,441	\$ 40,250	\$ -	\$ 54,715
Total Compensation	\$ 196,925	\$ 163,639	\$ 154,643	\$ 161,076	\$ 146,582	\$ -	\$ 202,644



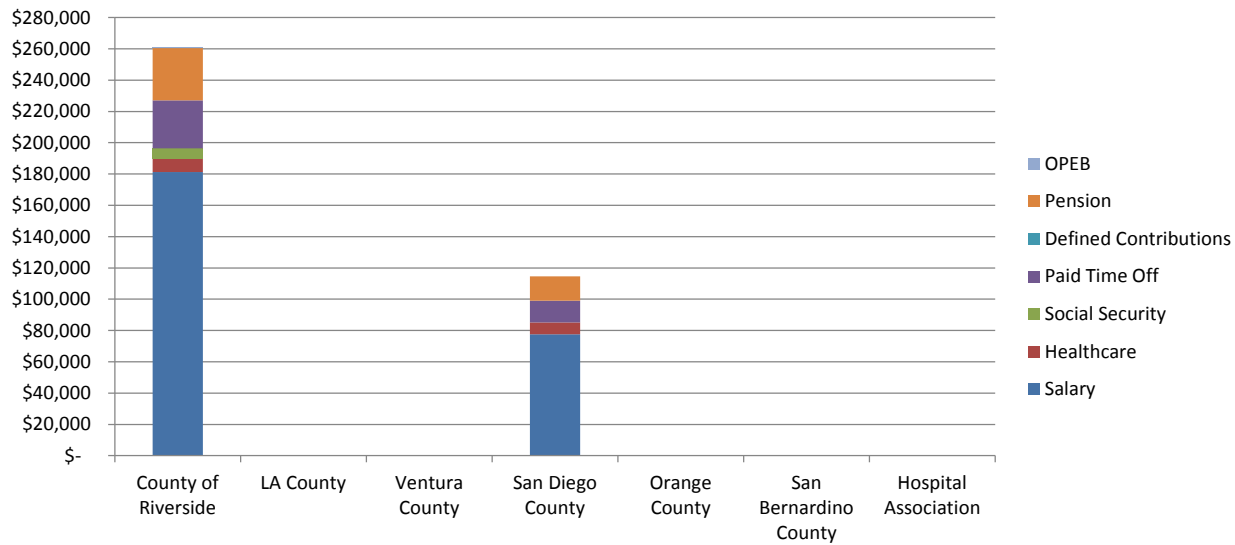
**CLINICAL THERAPIST II**

	County of Riverside	LA County	Ventura County	San Diego County	Orange County	San Bernardino County	Hospital Association
Salary	\$ 68,033	\$ -	\$ 76,830	\$ 70,845	\$ 86,616	\$ 80,246	\$ 108,555
Healthcare	\$ 8,585	\$ -	\$ 7,222	\$ 7,397	\$ 7,252	\$ 7,976	\$ 10,264
Social Security	\$ 4,218	\$ -	\$ 4,763	\$ -	\$ -	\$ -	\$ 6,622
Paid Time Off	\$ 11,513	\$ -	\$ 13,006	\$ 12,807	\$ 14,657	\$ 13,894	\$ 16,388
Defined Contributions	\$ -	\$ -	\$ 1,537	\$ -	\$ -	\$ -	\$ 6,513
Pension	\$ 12,498	\$ -	\$ 8,221	\$ 14,211	\$ 10,056	\$ 13,040	\$ 6,622
OPEB	\$ 136	\$ -	\$ -	\$ -	\$ 2,165	\$ -	\$ -
Total Benefits	\$ 36,950	\$ -	\$ 34,749	\$ 34,415	\$ 34,131	\$ 34,910	\$ 46,408
Total Compensation	\$ 104,983	\$ -	\$ 111,579	\$ 105,260	\$ 120,747	\$ 115,157	\$ 154,963



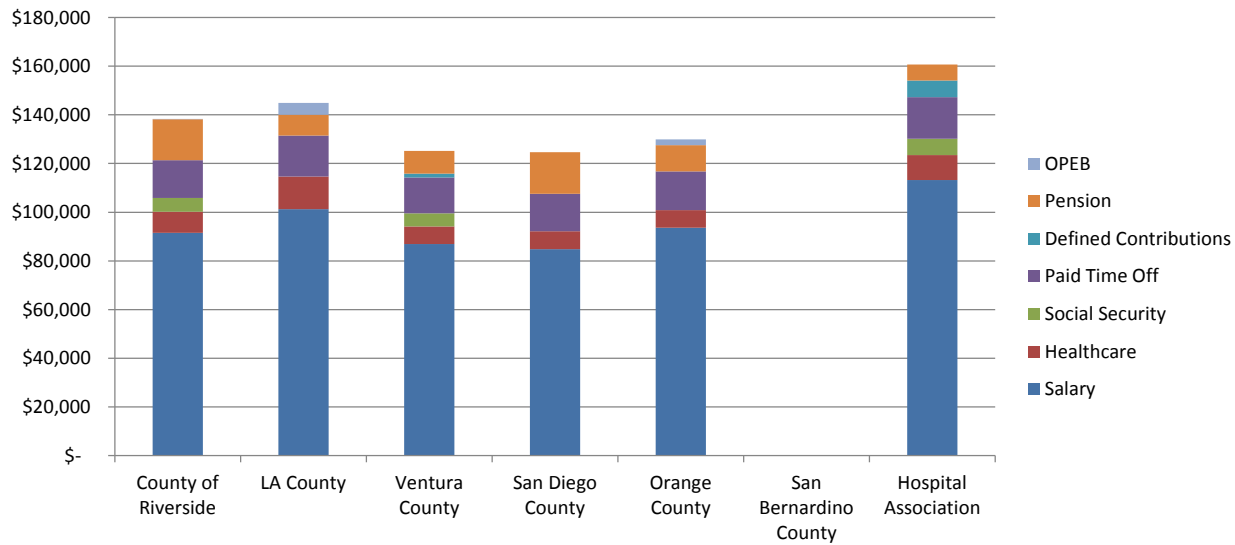
**FORENSIC PATHOLOGIST IV**

	County of Riverside	LA County	Ventura County	San Diego County	Orange County	San Bernardino County	Hospital Association
Salary	\$ 181,189	\$ -	\$ -	\$ 77,667	\$ -	\$ -	\$ -
Healthcare	\$ 8,585	\$ -	\$ -	\$ 7,397	\$ -	\$ -	\$ -
Social Security	\$ 6,622	\$ -	\$ -	\$ -	\$ -	\$ -	\$ -
Paid Time Off	\$ 30,663	\$ -	\$ -	\$ 14,040	\$ -	\$ -	\$ -
Defined Contributions	\$ -	\$ -	\$ -	\$ -	\$ -	\$ -	\$ -
Pension	\$ 33,284	\$ -	\$ -	\$ 15,580	\$ -	\$ -	\$ -
OPEB	\$ 362	\$ -	\$ -	\$ -	\$ -	\$ -	\$ -
Total Benefits	\$ 79,516	\$ -	\$ -	\$ 37,017	\$ -	\$ -	\$ -
Total Compensation	\$ 260,705	\$ -	\$ -	\$ 114,684	\$ -	\$ -	\$ -



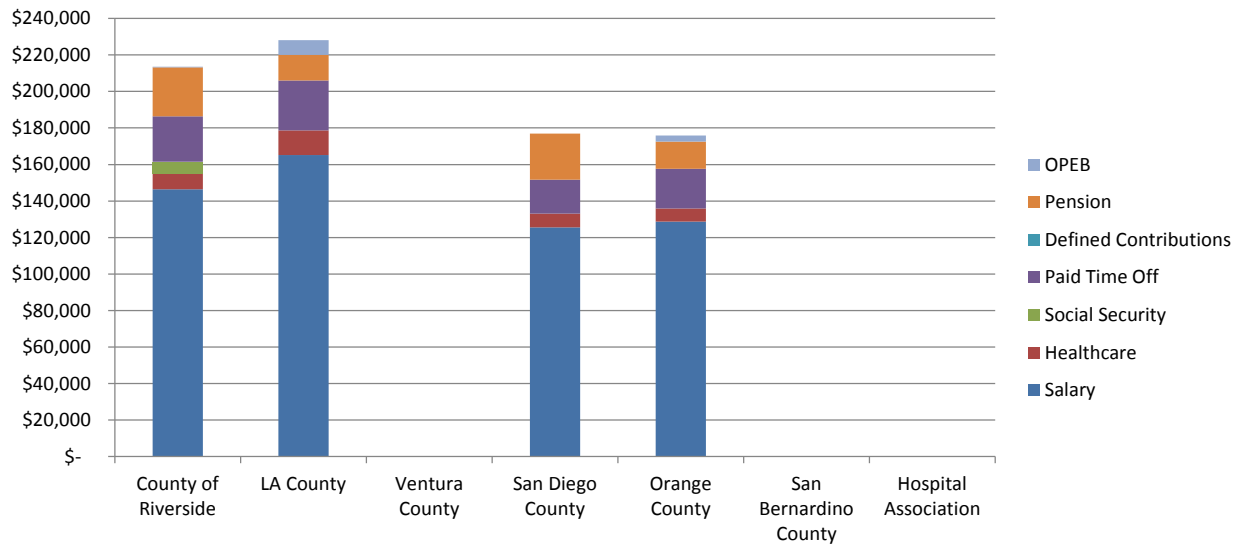
**PHYSICIAN ASSISTANT III**

	County of Riverside	LA County	Ventura County	San Diego County	Orange County	San Bernardino County	Hospital Association
Salary	\$ 91,586	\$ 101,221	\$ 86,985	\$ 84,843	\$ 93,624	\$ -	\$ 113,256
Healthcare	\$ 8,585	\$ 13,462	\$ 7,222	\$ 7,397	\$ 7,252	\$ -	\$ 10,264
Social Security	\$ 5,678	\$ -	\$ 5,393	\$ -	\$ -	\$ -	\$ 6,622
Paid Time Off	\$ 15,499	\$ 16,740	\$ 14,724	\$ 15,337	\$ 15,844	\$ -	\$ 17,097
Defined Contributions	\$ -	\$ -	\$ 1,522	\$ -	\$ -	\$ -	\$ 6,795
Pension	\$ 16,824	\$ 8,634	\$ 9,307	\$ 17,020	\$ 10,870	\$ -	\$ 6,622
OPEB	\$ 183	\$ 4,859	\$ -	\$ -	\$ 2,341	\$ -	\$ -
Total Benefits	\$ 46,770	\$ 43,695	\$ 38,169	\$ 39,754	\$ 36,306	\$ -	\$ 47,400
Total Compensation	\$ 138,356	\$ 144,916	\$ 125,153	\$ 124,597	\$ 129,930	\$ -	\$ 160,656



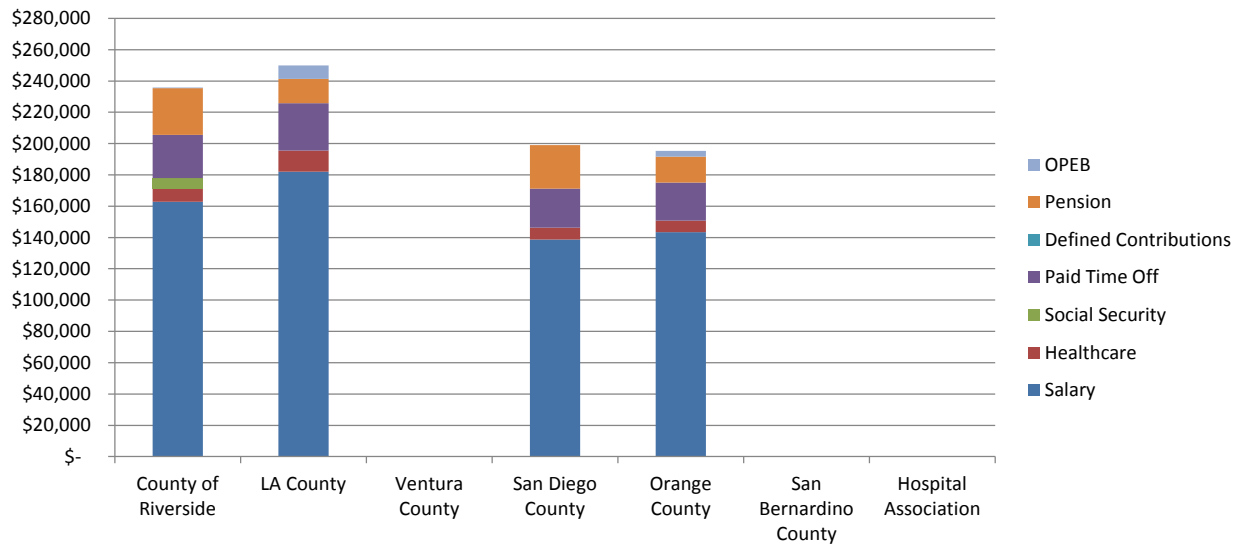
**PHYSICIAN II**

	County of Riverside	LA County	Ventura County	San Diego County	Orange County	San Bernardino County	Hospital Association
Salary	\$ 146,384	\$ 165,224	\$ -	\$ 125,653	\$ 128,664	\$ -	\$ -
Healthcare	\$ 8,585	\$ 13,462	\$ -	\$ 7,397	\$ 7,252	\$ -	\$ -
Social Security	\$ 6,622	\$ -	\$ -	\$ -	\$ -	\$ -	\$ -
Paid Time Off	\$ 24,773	\$ 27,326	\$ -	\$ 18,687	\$ 21,775	\$ -	\$ -
Defined Contributions	\$ -	\$ -	\$ -	\$ -	\$ -	\$ -	\$ -
Pension	\$ 26,891	\$ 14,094	\$ -	\$ 25,206	\$ 14,938	\$ -	\$ -
OPEB	\$ 293	\$ 7,931	\$ -	\$ -	\$ 3,217	\$ -	\$ -
Total Benefits	\$ 67,163	\$ 62,812	\$ -	\$ 51,290	\$ 47,182	\$ -	\$ -
Total Compensation	\$ 213,547	\$ 228,036	\$ -	\$ 176,943	\$ 175,846	\$ -	\$ -



**PHYSICIAN IV**

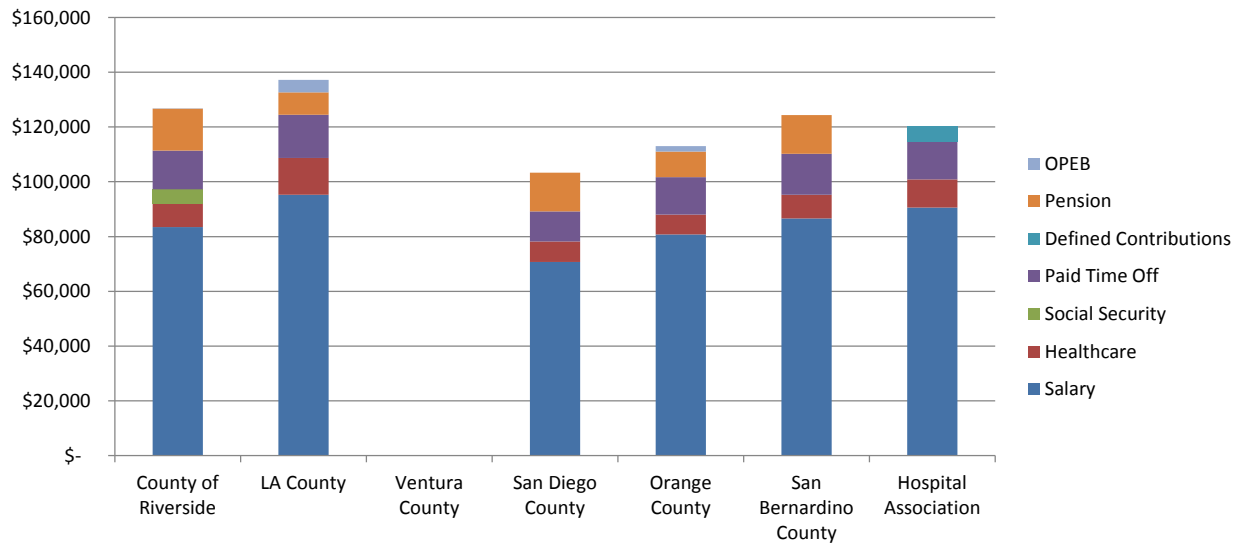
	County of Riverside	LA County	Ventura County	San Diego County	Orange County	San Bernardino County	Hospital Association
Salary	\$ 162,848	\$ 182,160	\$ -	\$ 138,778	\$ 143,496	\$ -	\$ -
Healthcare	\$ 8,585	\$ 13,462	\$ -	\$ 7,397	\$ 7,252	\$ -	\$ -
Social Security	\$ 6,622	\$ -	\$ -	\$ -	\$ -	\$ -	\$ -
Paid Time Off	\$ 27,559	\$ 30,126	\$ -	\$ 25,087	\$ 24,284	\$ -	\$ -
Defined Contributions	\$ -	\$ -	\$ -	\$ -	\$ -	\$ -	\$ -
Pension	\$ 29,915	\$ 15,538	\$ -	\$ 27,839	\$ 16,660	\$ -	\$ -
OPEB	\$ 326	\$ 8,744	\$ -	\$ -	\$ 3,587	\$ -	\$ -
Total Benefits	\$ 73,007	\$ 67,870	\$ -	\$ 60,323	\$ 51,784	\$ -	\$ -
Total Compensation	\$ 235,855	\$ 250,030	\$ -	\$ 199,100	\$ 195,280	\$ -	\$ -





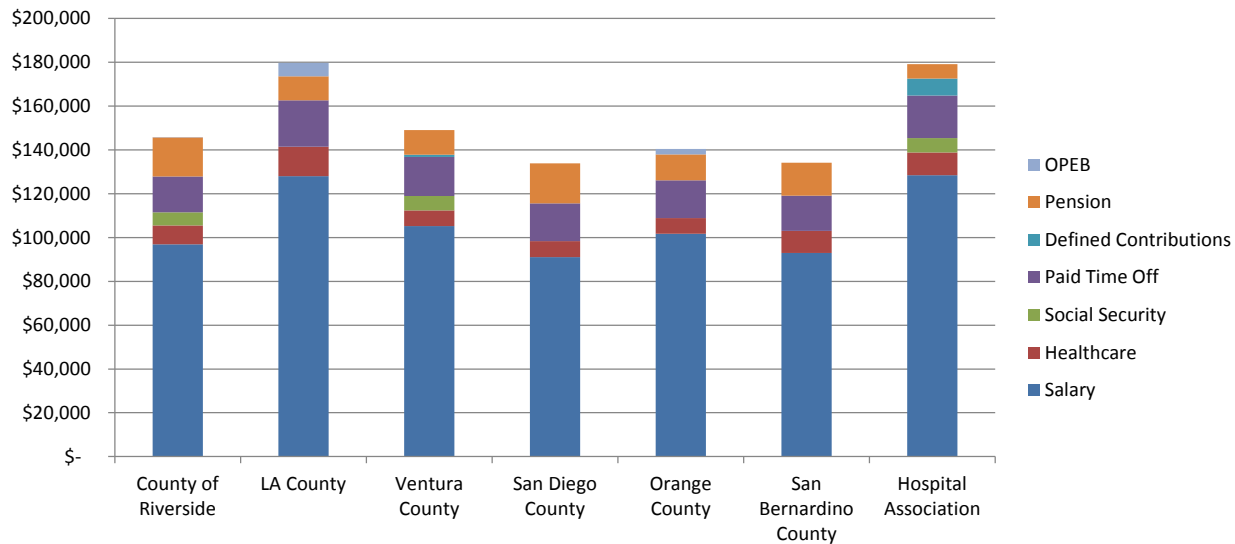
**INSTITUTIONAL NURSE**

	County of Riverside	LA County	Ventura County	San Diego County	Orange County	San Bernardino County	Hospital Association
Salary	\$ 83,456	\$ 95,284	\$ -	\$ 70,762	\$ 80,748	\$ 86,632	\$ 90,605
Healthcare	\$ 8,585	\$ 13,462	\$ -	\$ 7,397	\$ 7,252	\$ 8,606	\$ 10,264
Social Security	\$ 5,174	\$ -	\$ -	\$ -	\$ -	\$ -	\$ -
Paid Time Off	\$ 14,123	\$ 15,758	\$ -	\$ 10,972	\$ 13,665	\$ 15,000	\$ 13,678
Defined Contributions	\$ -	\$ -	\$ -	\$ -	\$ -	\$ -	\$ 5,436
Pension	\$ 15,331	\$ 8,128	\$ -	\$ 14,195	\$ 9,375	\$ 14,078	\$ -
OPEB	\$ 167	\$ 4,574	\$ -	\$ -	\$ 2,019	\$ -	\$ -
Total Benefits	\$ 43,381	\$ 41,922	\$ -	\$ 32,564	\$ 32,311	\$ 37,684	\$ 29,378
Total Compensation	\$ 126,837	\$ 137,206	\$ -	\$ 103,325	\$ 113,059	\$ 124,316	\$ 119,983



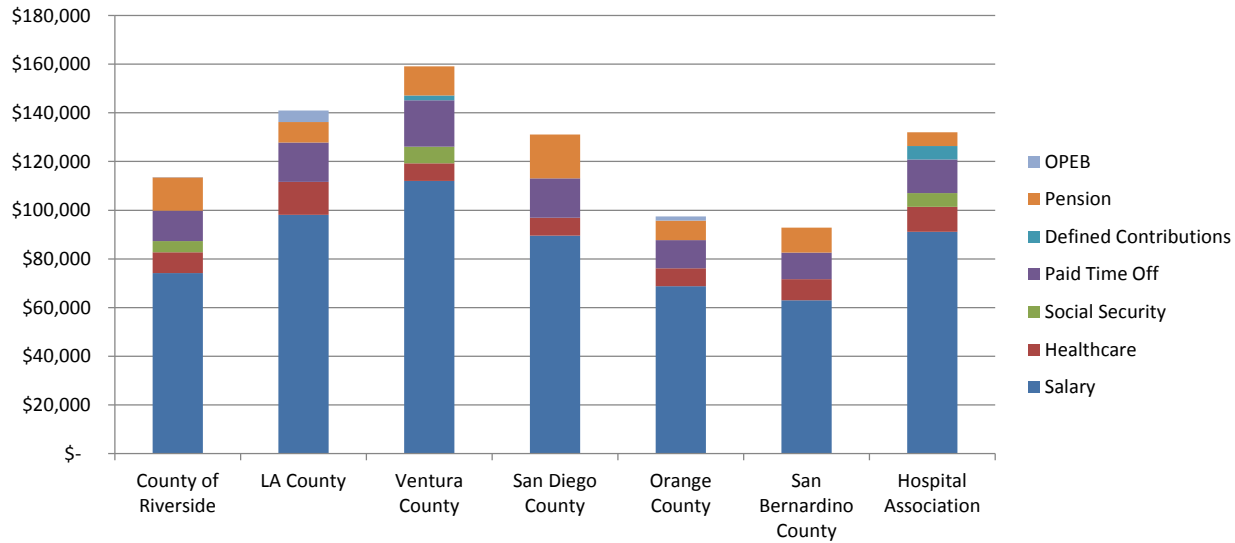
**NURSE PRACTITIONER III**

	County of Riverside	LA County	Ventura County	San Diego County	Orange County	San Bernardino County	Hospital Association
Salary	\$ 96,868	\$ 128,054	\$ 105,164	\$ 91,000	\$ 101,676	\$ 92,955	\$ 128,502
Healthcare	\$ 8,585	\$ 13,462	\$ 7,222	\$ 7,397	\$ 7,252	\$ 10,037	\$ 10,264
Social Security	\$ 6,006	\$ -	\$ 6,520	\$ -	\$ -	\$ -	\$ 6,622
Paid Time Off	\$ 16,393	\$ 21,178	\$ 17,801	\$ 17,150	\$ 17,206	\$ 16,095	\$ 19,399
Defined Contributions	\$ -	\$ -	\$ 1,052	\$ -	\$ -	\$ -	\$ 7,710
Pension	\$ 17,795	\$ 10,923	\$ 11,253	\$ 18,255	\$ 11,805	\$ 15,105	\$ 6,622
OPEB	\$ 194	\$ 6,147	\$ -	\$ -	\$ 2,542	\$ -	\$ -
Total Benefits	\$ 48,972	\$ 51,710	\$ 43,848	\$ 42,802	\$ 38,805	\$ 41,237	\$ 50,616
Total Compensation	\$ 145,840	\$ 179,763	\$ 149,012	\$ 133,802	\$ 140,481	\$ 134,192	\$ 179,119



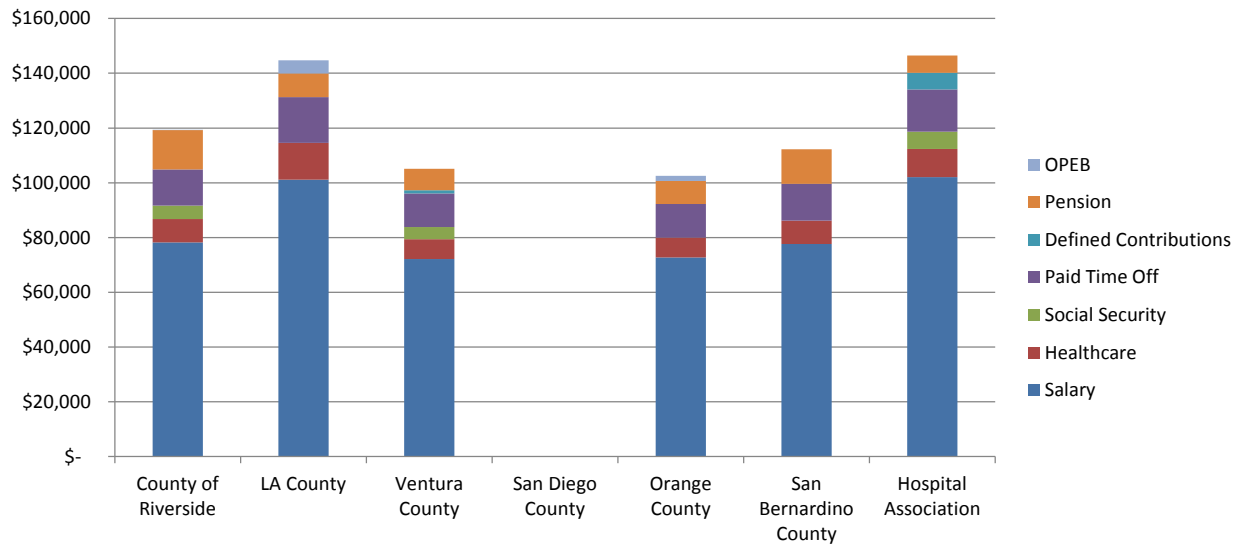
**REGISTERED NURSE III**

	County of Riverside	LA County	Ventura County	San Diego County	Orange County	San Bernardino County	Hospital Association
Salary	\$ 74,114	\$ 98,142	\$ 111,994	\$ 89,523	\$ 68,832	\$ 63,066	\$ 91,166
Healthcare	\$ 8,585	\$ 13,462	\$ 7,222	\$ 7,397	\$ 7,252	\$ 8,606	\$ 10,264
Social Security	\$ 4,595	\$ -	\$ 6,944	\$ -	\$ -	\$ -	\$ 5,652
Paid Time Off	\$ 12,542	\$ 16,231	\$ 18,956	\$ 16,168	\$ 11,648	\$ 10,919	\$ 13,763
Defined Contributions	\$ -	\$ -	\$ 1,960	\$ -	\$ -	\$ -	\$ 5,470
Pension	\$ 13,615	\$ 8,372	\$ 11,983	\$ 17,958	\$ 7,991	\$ 10,248	\$ 5,652
OPEB	\$ 148	\$ 4,711	\$ -	\$ -	\$ 1,721	\$ -	\$ -
Total Benefits	\$ 39,486	\$ 42,776	\$ 47,065	\$ 41,523	\$ 28,612	\$ 29,774	\$ 40,801
Total Compensation	\$ 113,600	\$ 140,918	\$ 159,059	\$ 131,047	\$ 97,444	\$ 92,839	\$ 131,968



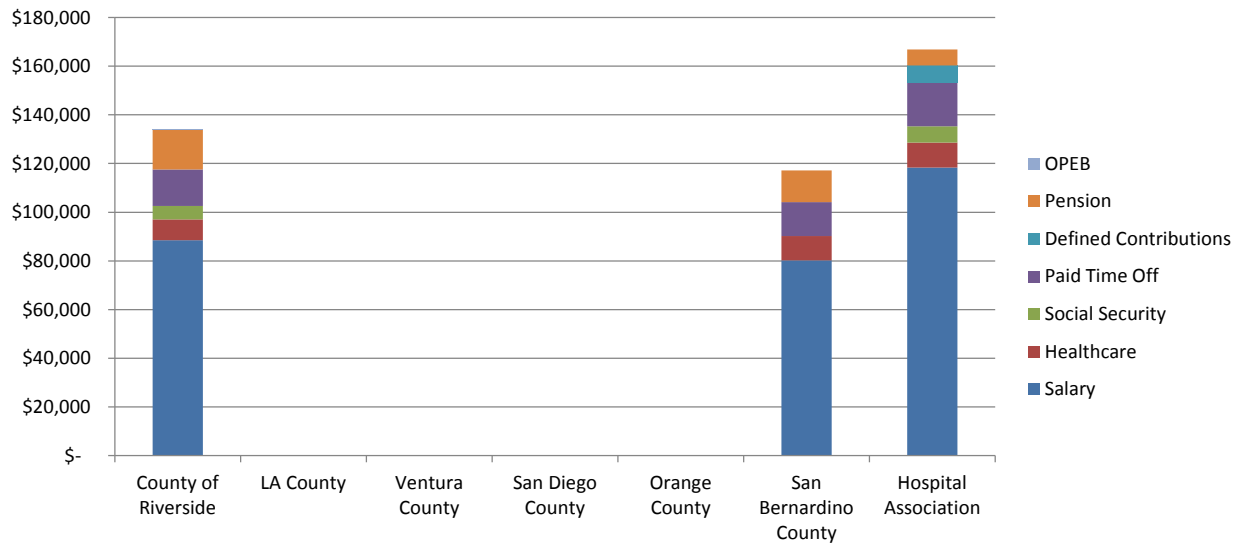
**REGISTERED NURSE IV**

	County of Riverside	LA County	Ventura County	San Diego County	Orange County	San Bernardino County	Hospital Association
Salary	\$ 78,186	\$ 101,087	\$ 72,157	\$ -	\$ 72,696	\$ 77,605	\$ 102,066
Healthcare	\$ 8,585	\$ 13,462	\$ 7,222	\$ -	\$ 7,252	\$ 8,606	\$ 10,264
Social Security	\$ 4,848	\$ -	\$ 4,474	\$ -	\$ -	\$ -	\$ 6,328
Paid Time Off	\$ 13,231	\$ 16,718	\$ 12,214	\$ -	\$ 12,302	\$ 13,437	\$ 15,408
Defined Contributions	\$ -	\$ -	\$ 1,263	\$ -	\$ -	\$ -	\$ 6,124
Pension	\$ 14,363	\$ 8,623	\$ 7,721	\$ -	\$ 8,440	\$ 12,611	\$ 6,328
OPEB	\$ 156	\$ 4,852	\$ -	\$ -	\$ 1,817	\$ -	\$ -
Total Benefits	\$ 41,183	\$ 43,655	\$ 32,893	\$ -	\$ 29,812	\$ 34,654	\$ 44,452
Total Compensation	\$ 119,369	\$ 144,742	\$ 105,051	\$ -	\$ 102,508	\$ 112,259	\$ 146,518



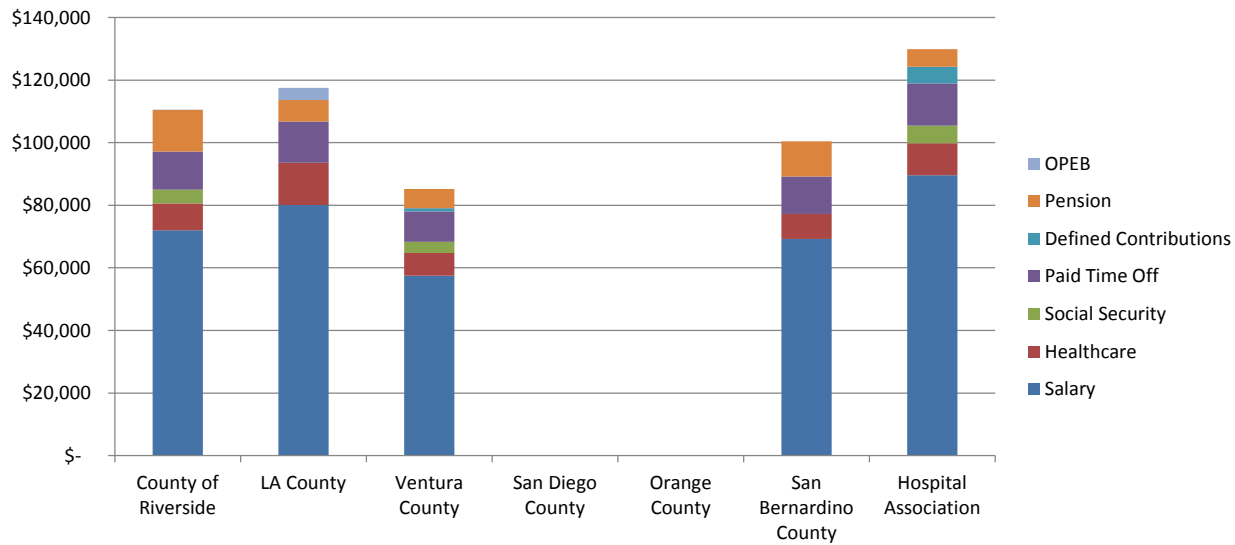
**ASST NURSE MANAGER**

	County of Riverside	LA County	Ventura County	San Diego County	Orange County	San Bernardino County	Hospital Association
Salary	\$ 88,505	\$ -	\$ -	\$ -	\$ -	\$ 80,246	\$ 118,380
Healthcare	\$ 8,585	\$ -	\$ -	\$ -	\$ -	\$ 10,037	\$ 10,264
Social Security	\$ 5,487	\$ -	\$ -	\$ -	\$ -	\$ -	\$ 6,622
Paid Time Off	\$ 14,978	\$ -	\$ -	\$ -	\$ -	\$ 13,894	\$ 17,871
Defined Contributions	\$ -	\$ -	\$ -	\$ -	\$ -	\$ -	\$ 7,103
Pension	\$ 16,258	\$ -	\$ -	\$ -	\$ -	\$ 13,040	\$ 6,622
OPEB	\$ 177	\$ -	\$ -	\$ -	\$ -	\$ -	\$ -
Total Benefits	\$ 45,486	\$ -	\$ -	\$ -	\$ -	\$ 36,972	\$ 48,481
Total Compensation	\$ 133,991	\$ -	\$ -	\$ -	\$ -	\$ 117,218	\$ 166,861



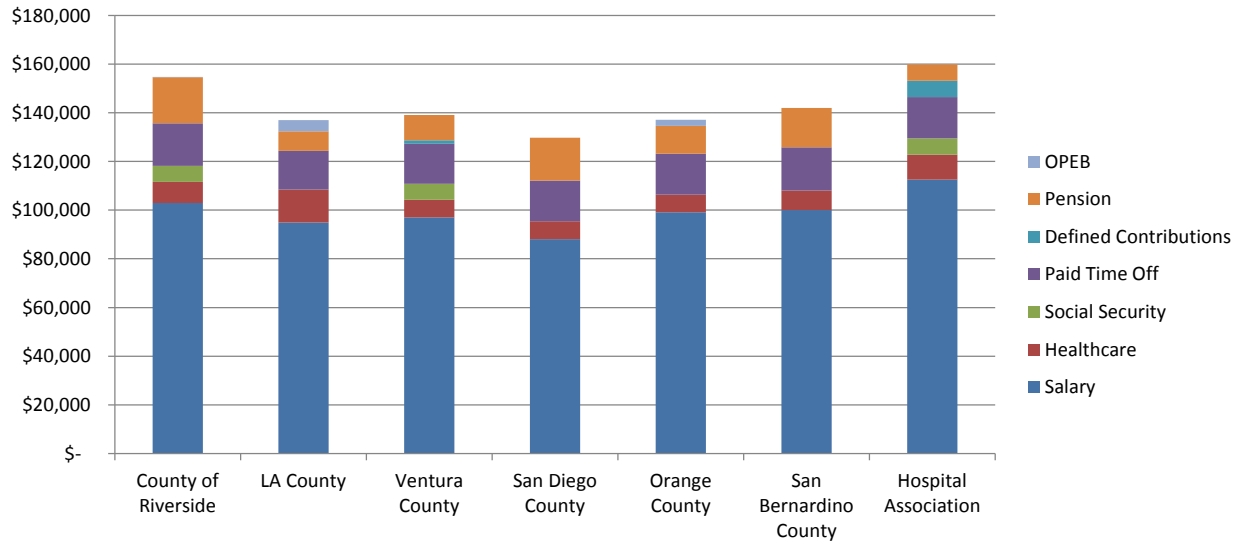
**SUPV RESP CARE PRACTITIONER**

	County of Riverside	LA County	Ventura County	San Diego County	Orange County	San Bernardino County	Hospital Association
Salary	\$ 71,956	\$ 80,084	\$ 57,490	\$ -	\$ -	\$ 69,222	\$ 89,572
Healthcare	\$ 8,585	\$ 13,462	\$ 7,222	\$ -	\$ -	\$ 7,976	\$ 10,264
Social Security	\$ 4,461	\$ -	\$ 3,564	\$ -	\$ -	\$ -	\$ 5,553
Paid Time Off	\$ 12,177	\$ 13,245	\$ 9,731	\$ -	\$ -	\$ 11,985	\$ 13,522
Defined Contributions	\$ -	\$ -	\$ 1,006	\$ -	\$ -	\$ -	\$ 5,374
Pension	\$ 13,218	\$ 6,831	\$ 6,151	\$ -	\$ -	\$ 11,249	\$ 5,553
OPEB	\$ 144	\$ 3,844	\$ -	\$ -	\$ -	\$ -	\$ -
Total Benefits	\$ 38,586	\$ 37,382	\$ 27,676	\$ -	\$ -	\$ 31,210	\$ 40,267
Total Compensation	\$ 110,542	\$ 117,466	\$ 85,165	\$ -	\$ -	\$ 100,433	\$ 129,839



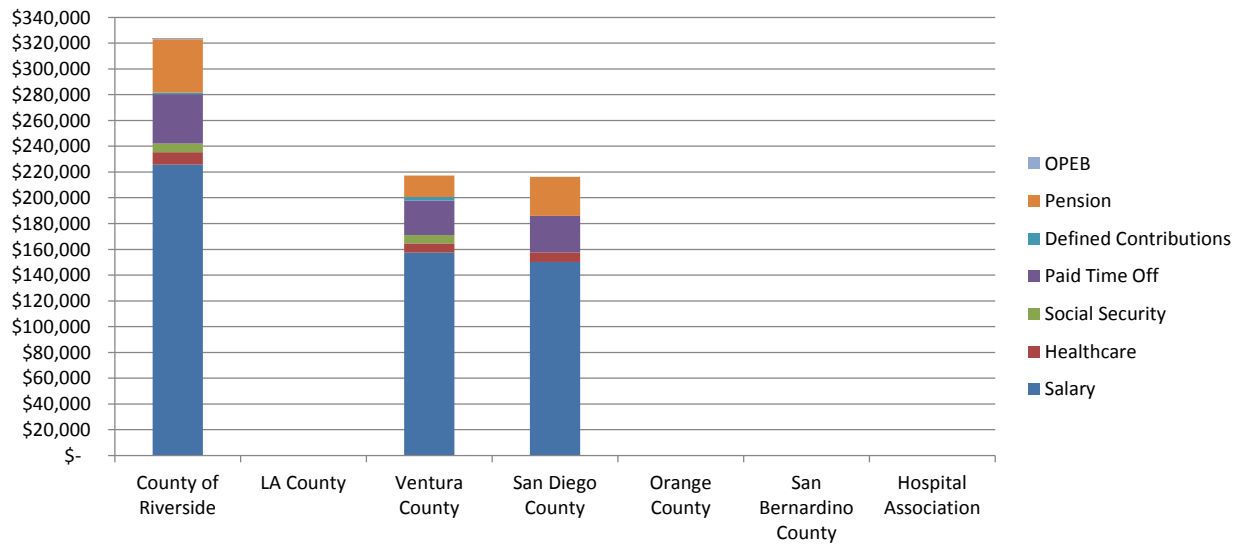
**SUPV THERAPIST**

	County of Riverside	LA County	Ventura County	San Diego County	Orange County	San Bernardino County	Hospital Association
Salary	\$ 102,996	\$ 94,946	\$ 97,007	\$ 88,088	\$ 99,096	\$ 100,090	\$ 112,549
Healthcare	\$ 8,585	\$ 13,462	\$ 7,222	\$ 7,397	\$ 7,252	\$ 7,976	\$ 10,264
Social Security	\$ 6,622	\$ -	\$ 6,622	\$ -	\$ -	\$ -	\$ 6,622
Paid Time Off	\$ 17,430	\$ 15,935	\$ 16,421	\$ 16,601	\$ 16,769	\$ 17,705	\$ 16,991
Defined Contributions	\$ -	\$ -	\$ 1,455	\$ -	\$ -	\$ -	\$ 6,753
Pension	\$ 18,920	\$ 8,099	\$ 10,380	\$ 17,670	\$ 11,505	\$ 16,265	\$ 6,622
OPEB	\$ 206	\$ 4,557	\$ -	\$ -	\$ 2,477	\$ -	\$ -
Total Benefits	\$ 51,763	\$ 42,054	\$ 42,100	\$ 41,669	\$ 38,004	\$ 41,946	\$ 47,251
Total Compensation	\$ 154,759	\$ 137,000	\$ 139,107	\$ 129,757	\$ 137,100	\$ 142,035	\$ 159,800



**STAFF PSYCHIATRIST II**

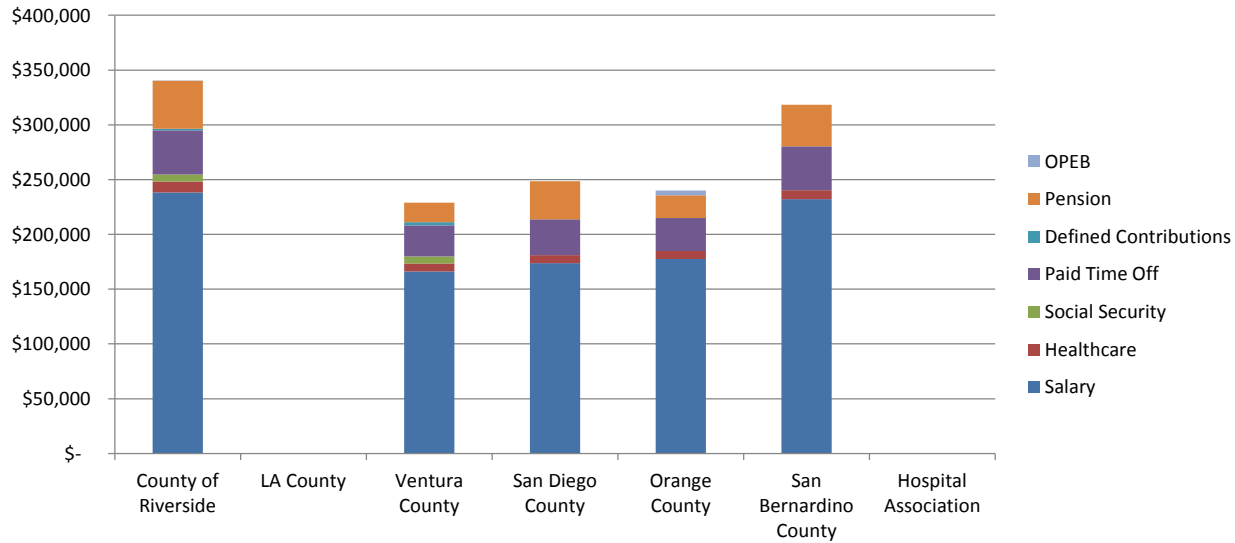
	County of Riverside	LA County	Ventura County	San Diego County	Orange County	San Bernardino County	Hospital Association
Salary	\$ 225,630	\$ -	\$ 157,307	\$ 150,322	\$ -	\$ -	\$ -
Healthcare	\$ 9,767	\$ -	\$ 7,222	\$ 7,397	\$ -	\$ -	\$ -
Social Security	\$ 6,622	\$ -	\$ 6,622	\$ -	\$ -	\$ -	\$ -
Paid Time Off	\$ 38,184	\$ -	\$ 26,628	\$ 28,330	\$ -	\$ -	\$ -
Defined Contributions	\$ 1,300	\$ -	\$ 2,753	\$ -	\$ -	\$ -	\$ -
Pension	\$ 41,448	\$ -	\$ 16,832	\$ 30,155	\$ -	\$ -	\$ -
OPEB	\$ 451	\$ -	\$ -	\$ -	\$ -	\$ -	\$ -
Total Benefits	\$ 97,771	\$ -	\$ 60,056	\$ 65,881	\$ -	\$ -	\$ -
Total Compensation	\$ 323,401	\$ -	\$ 217,363	\$ 216,203	\$ -	\$ -	\$ -





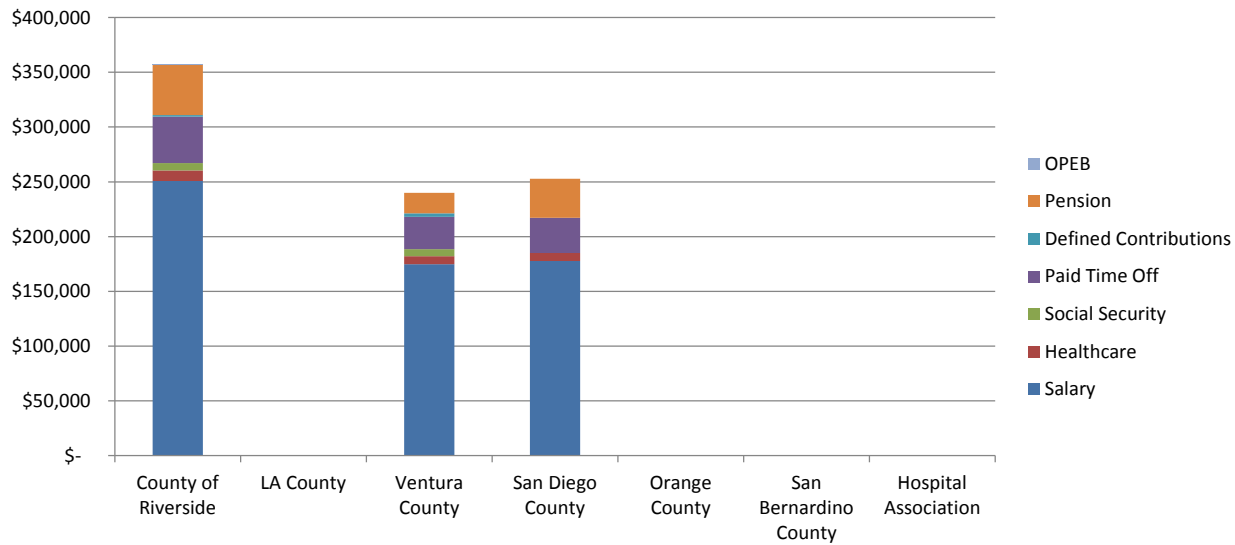
**STAFF PSYCHIATRIST III**

	County of Riverside	LA County	Ventura County	San Diego County	Orange County	San Bernardino County	Hospital Association
Salary	\$ 238,364	\$ -	\$ 166,167	\$ 173,638	\$ 177,612	\$ 232,294	\$ -
Healthcare	\$ 9,767	\$ -	\$ 7,222	\$ 7,397	\$ 7,252	\$ 7,976	\$ -
Social Security	\$ 6,622	\$ -	\$ 6,622	\$ -	\$ -	\$ -	\$ -
Paid Time Off	\$ 40,338	\$ -	\$ 28,128	\$ 32,724	\$ 30,057	\$ 40,220	\$ -
Defined Contributions	\$ 1,300	\$ -	\$ 2,908	\$ -	\$ -	\$ -	\$ -
Pension	\$ 43,787	\$ -	\$ 17,780	\$ 34,832	\$ 20,621	\$ 37,748	\$ -
OPEB	\$ 477	\$ -	\$ -	\$ -	\$ 4,440	\$ -	\$ -
Total Benefits	\$ 102,291	\$ -	\$ 62,659	\$ 74,953	\$ 62,371	\$ 85,944	\$ -
Total Compensation	\$ 340,655	\$ -	\$ 228,826	\$ 248,591	\$ 239,983	\$ 318,239	\$ -



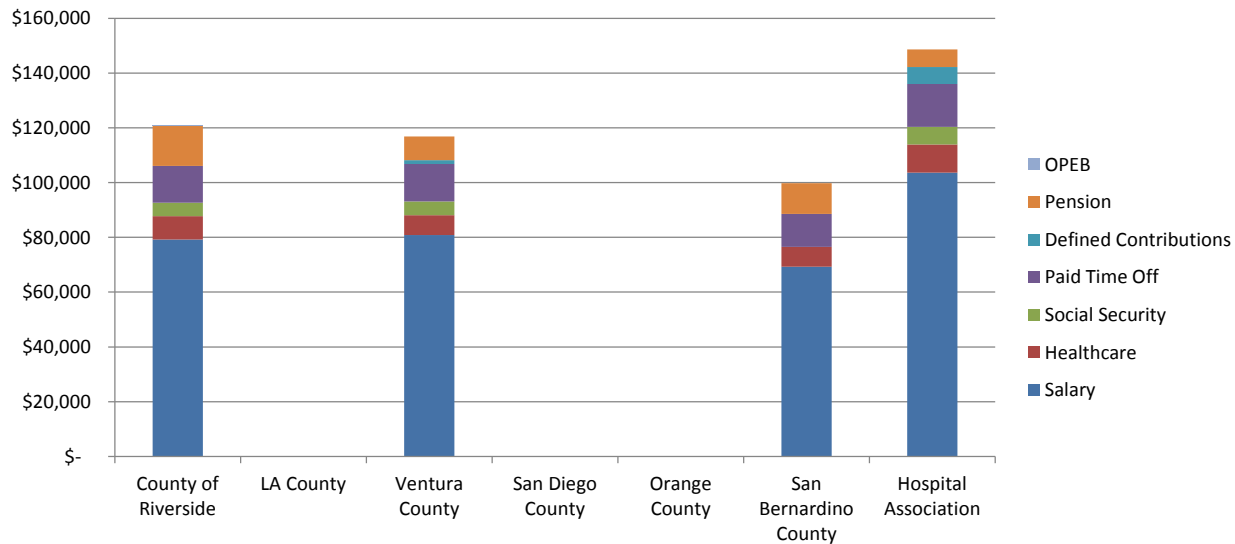
**STAFF PSYCHIATRIST IV**

	County of Riverside	LA County	Ventura County	San Diego County	Orange County	San Bernardino County	Hospital Association
Salary	\$ 250,722	\$ -	\$ 174,757	\$ 177,611	\$ -	\$ -	\$ -
Healthcare	\$ 9,767	\$ -	\$ 7,222	\$ 7,397	\$ -	\$ -	\$ -
Social Security	\$ 6,622	\$ -	\$ 6,622	\$ -	\$ -	\$ -	\$ -
Paid Time Off	\$ 42,430	\$ -	\$ 29,582	\$ 32,107	\$ -	\$ -	\$ -
Defined Contributions	\$ 1,300	\$ -	\$ 3,058	\$ -	\$ -	\$ -	\$ -
Pension	\$ 46,058	\$ -	\$ 18,699	\$ 35,629	\$ -	\$ -	\$ -
OPEB	\$ 501	\$ -	\$ -	\$ -	\$ -	\$ -	\$ -
Total Benefits	\$ 106,677	\$ -	\$ 65,183	\$ 75,132	\$ -	\$ -	\$ -
Total Compensation	\$ 357,399	\$ -	\$ 239,940	\$ 252,744	\$ -	\$ -	\$ -



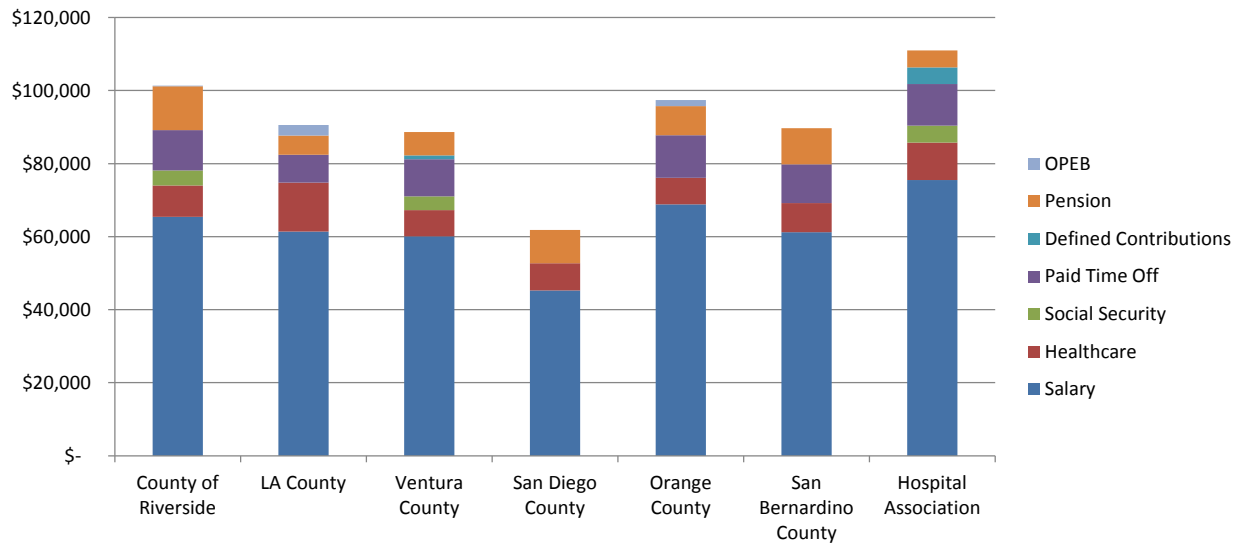
**RADIOLOGIC SPECIALIST II**

	County of Riverside	LA County	Ventura County	San Diego County	Orange County	San Bernardino County	Hospital Association
Salary	\$ 79,190	\$ -	\$ 80,883	\$ -	\$ -	\$ 69,222	\$ 103,646
Healthcare	\$ 8,585	\$ -	\$ 7,222	\$ -	\$ -	\$ 7,348	\$ 10,264
Social Security	\$ 4,910	\$ -	\$ 5,015	\$ -	\$ -	\$ -	\$ 6,426
Paid Time Off	\$ 13,401	\$ -	\$ 13,692	\$ -	\$ -	\$ 11,985	\$ 15,647
Defined Contributions	\$ -	\$ -	\$ 1,415	\$ -	\$ -	\$ -	\$ 6,219
Pension	\$ 14,547	\$ -	\$ 8,654	\$ -	\$ -	\$ 11,249	\$ 6,426
OPEB	\$ 158	\$ -	\$ -	\$ -	\$ -	\$ -	\$ -
Total Benefits	\$ 41,602	\$ -	\$ 35,999	\$ -	\$ -	\$ 30,582	\$ 44,982
Total Compensation	\$ 120,792	\$ -	\$ 116,882	\$ -	\$ -	\$ 99,805	\$ 148,628



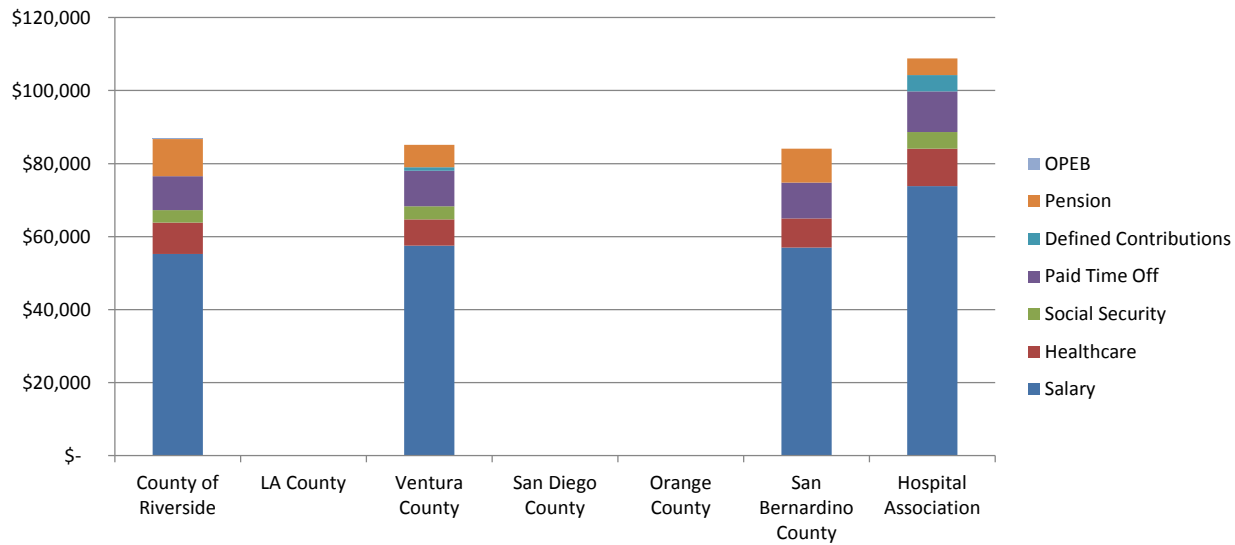
**RADIOLOGIC TECHNOLOGIST II**

	County of Riverside	LA County	Ventura County	San Diego County	Orange County	San Bernardino County	Hospital Association
Salary	\$ 65,452	\$ 61,370	\$ 60,060	\$ 45,302	\$ 68,832	\$ 61,214	\$ 75,483
Healthcare	\$ 8,585	\$ 13,462	\$ 7,222	\$ 7,397	\$ 7,252	\$ 7,976	\$ 10,264
Social Security	\$ 4,058	\$ -	\$ 3,724	\$ -	\$ -	\$ -	\$ 4,680
Paid Time Off	\$ 11,076	\$ 7,592	\$ 10,165	\$ -	\$ 11,648	\$ 10,599	\$ 11,395
Defined Contributions	\$ -	\$ -	\$ 1,051	\$ -	\$ -	\$ -	\$ 4,529
Pension	\$ 12,024	\$ 5,235	\$ 6,426	\$ 9,088	\$ 7,991	\$ 9,947	\$ 4,680
OPEB	\$ 131	\$ 2,946	\$ -	\$ -	\$ 1,721	\$ -	\$ -
Total Benefits	\$ 35,874	\$ 29,235	\$ 28,588	\$ 16,485	\$ 28,612	\$ 28,522	\$ 35,548
Total Compensation	\$ 101,326	\$ 90,605	\$ 88,648	\$ 61,787	\$ 97,444	\$ 89,737	\$ 111,031



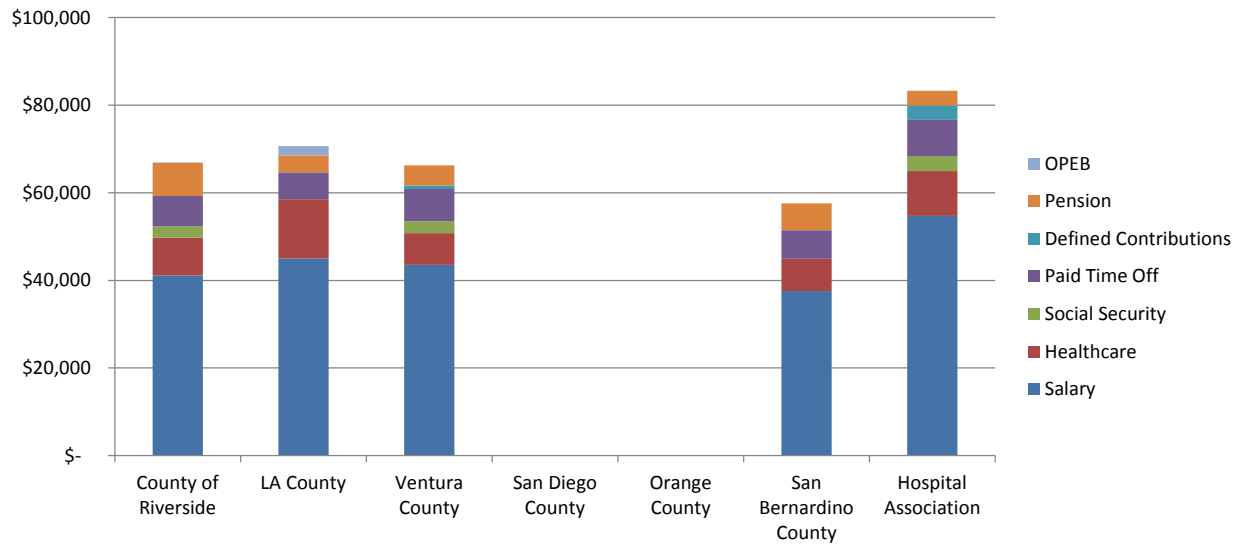
**RESP CARE PRACT II, REG**

	County of Riverside	LA County	Ventura County	San Diego County	Orange County	San Bernardino County	Hospital Association
Salary	\$ 55,227	\$ -	\$ 57,490	\$ -	\$ -	\$ 56,971	\$ 73,819
Healthcare	\$ 8,585	\$ -	\$ 7,222	\$ -	\$ -	\$ 7,976	\$ 10,264
Social Security	\$ 3,424	\$ -	\$ 3,564	\$ -	\$ -	\$ -	\$ 4,577
Paid Time Off	\$ 9,346	\$ -	\$ 9,731	\$ -	\$ -	\$ 9,864	\$ 11,144
Defined Contributions	\$ -	\$ -	\$ 1,006	\$ -	\$ -	\$ -	\$ 4,429
Pension	\$ 10,145	\$ -	\$ 6,151	\$ -	\$ -	\$ 9,258	\$ 4,577
OPEB	\$ 110	\$ -	\$ -	\$ -	\$ -	\$ -	\$ -
Total Benefits	\$ 31,611	\$ -	\$ 27,676	\$ -	\$ -	\$ 27,098	\$ 34,991
Total Compensation	\$ 86,838	\$ -	\$ 85,165	\$ -	\$ -	\$ 84,069	\$ 108,810



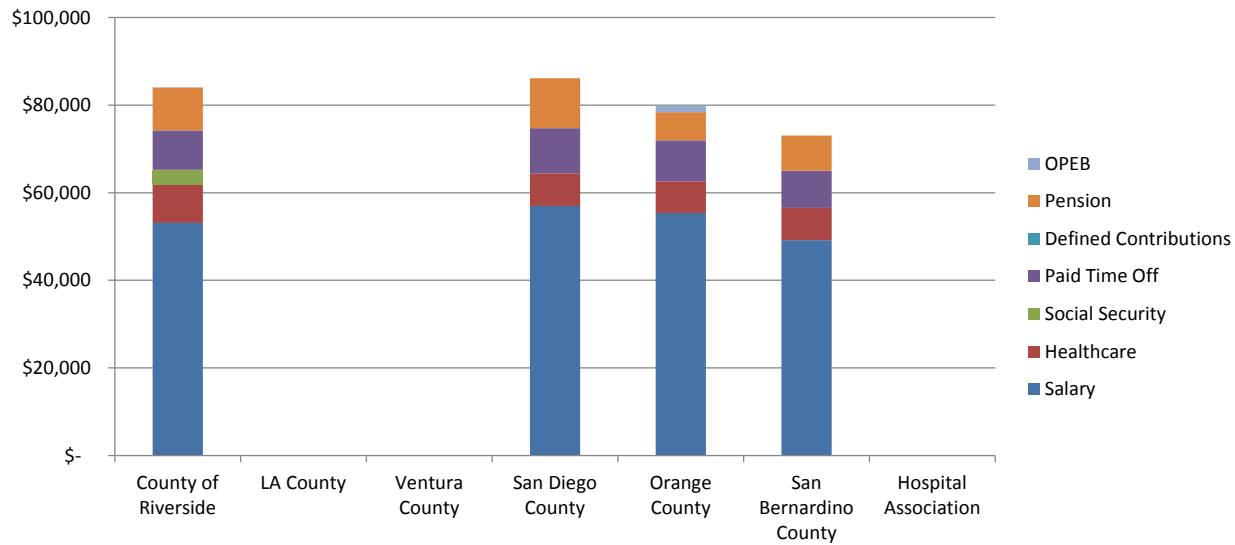
**SURGICAL TECHNICIAN**

	County of Riverside	LA County	Ventura County	San Diego County	Orange County	San Bernardino County	Hospital Association
Salary	\$ 41,167	\$ 45,020	\$ 43,564	\$ -	\$ -	\$ 37,586	\$ 54,704
Healthcare	\$ 8,585	\$ 13,462	\$ 7,222	\$ -	\$ -	\$ 7,348	\$ 10,264
Social Security	\$ 2,552	\$ -	\$ 2,701	\$ -	\$ -	\$ -	\$ 3,392
Paid Time Off	\$ 6,967	\$ 6,172	\$ 7,373	\$ -	\$ -	\$ 6,508	\$ 8,258
Defined Contributions	\$ -	\$ -	\$ 762	\$ -	\$ -	\$ -	\$ 3,282
Pension	\$ 7,562	\$ 3,840	\$ 4,661	\$ -	\$ -	\$ 6,108	\$ 3,392
OPEB	\$ 82	\$ 2,161	\$ -	\$ -	\$ -	\$ -	\$ -
Total Benefits	\$ 25,749	\$ 25,636	\$ 22,720	\$ -	\$ -	\$ 19,964	\$ 28,588
Total Compensation	\$ 66,916	\$ 70,655	\$ 66,284	\$ -	\$ -	\$ 57,549	\$ 83,292



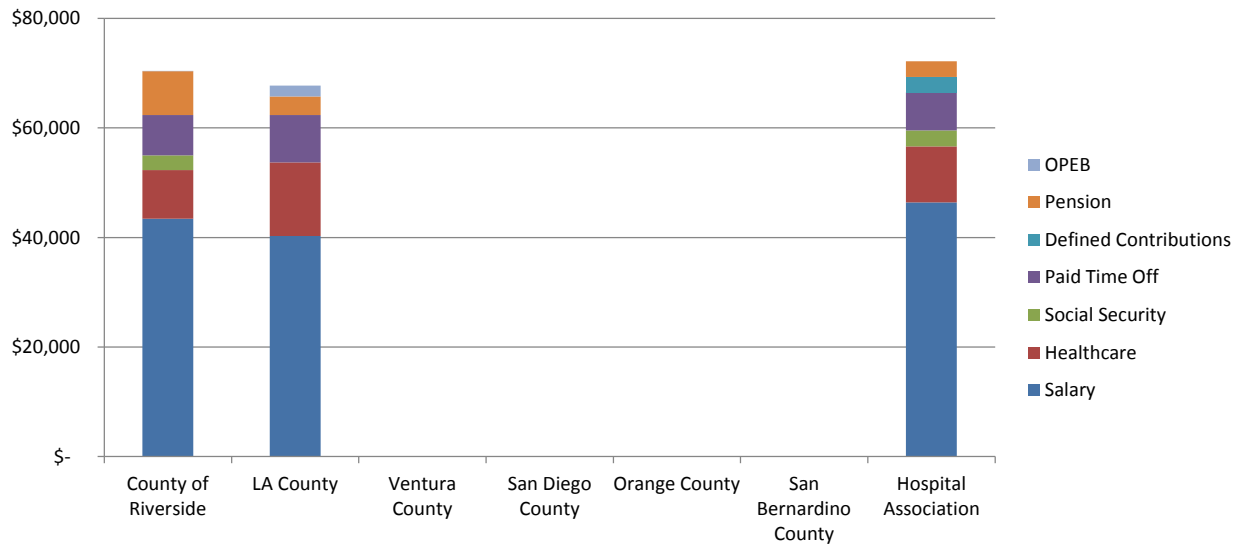
**COMMUNICABLE DISEASES SPEC**

	County of Riverside	LA County	Ventura County	San Diego County	Orange County	San Bernardino County	Hospital Association
Salary	\$ 53,069	\$ -	\$ -	\$ 56,992	\$ 55,344	\$ 49,171	\$ -
Healthcare	\$ 8,877	\$ -	\$ -	\$ 7,397	\$ 7,252	\$ 7,348	\$ -
Social Security	\$ 3,290	\$ -	\$ -	\$ -	\$ -	\$ -	\$ -
Paid Time Off	\$ 8,981	\$ -	\$ -	\$ 10,302	\$ 9,367	\$ 8,514	\$ -
Defined Contributions	\$ -	\$ -	\$ -	\$ -	\$ -	\$ -	\$ -
Pension	\$ 9,749	\$ -	\$ -	\$ 11,433	\$ 6,425	\$ 7,990	\$ -
OPEB	\$ 106	\$ -	\$ -	\$ -	\$ 1,384	\$ -	\$ -
Total Benefits	\$ 31,003	\$ -	\$ -	\$ 29,132	\$ 24,428	\$ 23,852	\$ -
Total Compensation	\$ 84,072	\$ -	\$ -	\$ 86,124	\$ 79,772	\$ 73,023	\$ -



**ELECTROCARDIOGRAPH TECH**

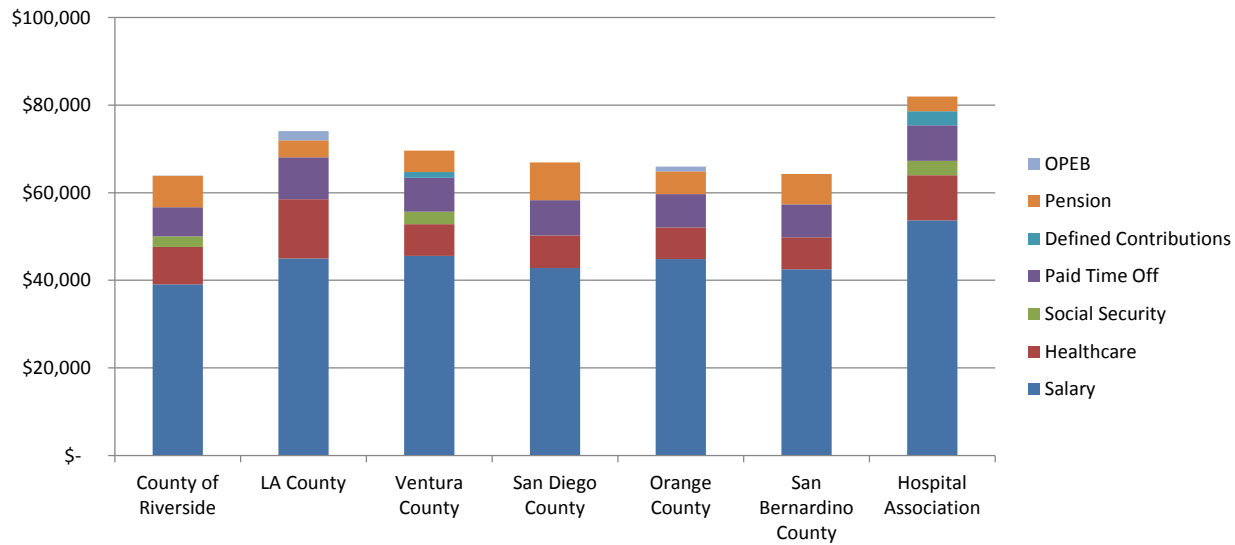
	County of Riverside	LA County	Ventura County	San Diego County	Orange County	San Bernardino County	Hospital Association
Salary	\$ 43,444	\$ 40,251	\$ -	\$ -	\$ -	\$ -	\$ 46,384
Healthcare	\$ 8,877	\$ 13,462	\$ -	\$ -	\$ -	\$ -	\$ 10,264
Social Security	\$ 2,694	\$ -	\$ -	\$ -	\$ -	\$ -	\$ 2,876
Paid Time Off	\$ 7,352	\$ 8,624	\$ -	\$ -	\$ -	\$ -	\$ 7,002
Defined Contributions	\$ -	\$ -	\$ -	\$ -	\$ -	\$ -	\$ 2,783
Pension	\$ 7,981	\$ 3,433	\$ -	\$ -	\$ -	\$ -	\$ 2,876
OPEB	\$ 87	\$ 1,932	\$ -	\$ -	\$ -	\$ -	\$ -
Total Benefits	\$ 26,991	\$ 27,452	\$ -	\$ -	\$ -	\$ -	\$ 25,801
Total Compensation	\$ 70,435	\$ 67,703	\$ -	\$ -	\$ -	\$ -	\$ 72,185





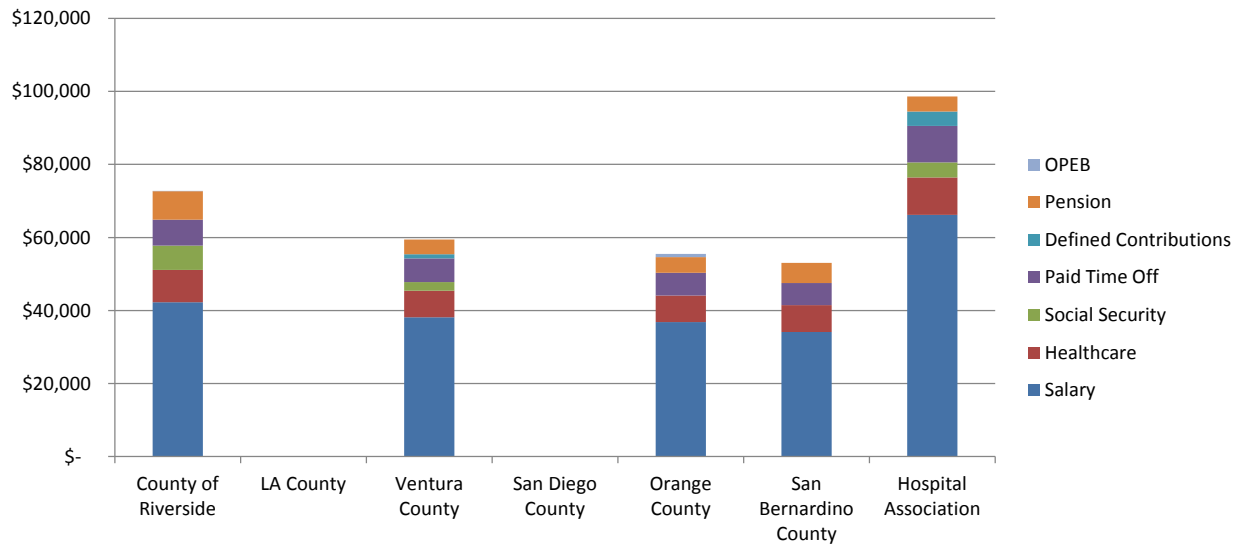
**LICENSED VOC NURSE II**

	County of Riverside	LA County	Ventura County	San Diego County	Orange County	San Bernardino County	Hospital Association
Salary	\$ 39,050	\$ 45,020	\$ 45,598	\$ 42,827	\$ 44,820	\$ 42,494	\$ 53,685
Healthcare	\$ 8,585	\$ 13,462	\$ 7,222	\$ 7,397	\$ 7,252	\$ 7,348	\$ 10,264
Social Security	\$ 2,421	\$ -	\$ 2,827	\$ -	\$ -	\$ -	\$ 3,328
Paid Time Off	\$ 6,608	\$ 9,613	\$ 7,718	\$ 8,071	\$ 7,586	\$ 7,517	\$ 8,104
Defined Contributions	\$ -	\$ -	\$ 1,368	\$ -	\$ -	\$ -	\$ 3,221
Pension	\$ 7,173	\$ 3,840	\$ 4,879	\$ 8,591	\$ 5,204	\$ 6,905	\$ 3,328
OPEB	\$ 78	\$ 2,161	\$ -	\$ -	\$ 1,121	\$ -	\$ -
Total Benefits	\$ 24,866	\$ 29,077	\$ 24,014	\$ 24,059	\$ 21,162	\$ 21,770	\$ 28,246
Total Compensation	\$ 63,916	\$ 74,096	\$ 69,611	\$ 66,887	\$ 65,982	\$ 64,265	\$ 81,931



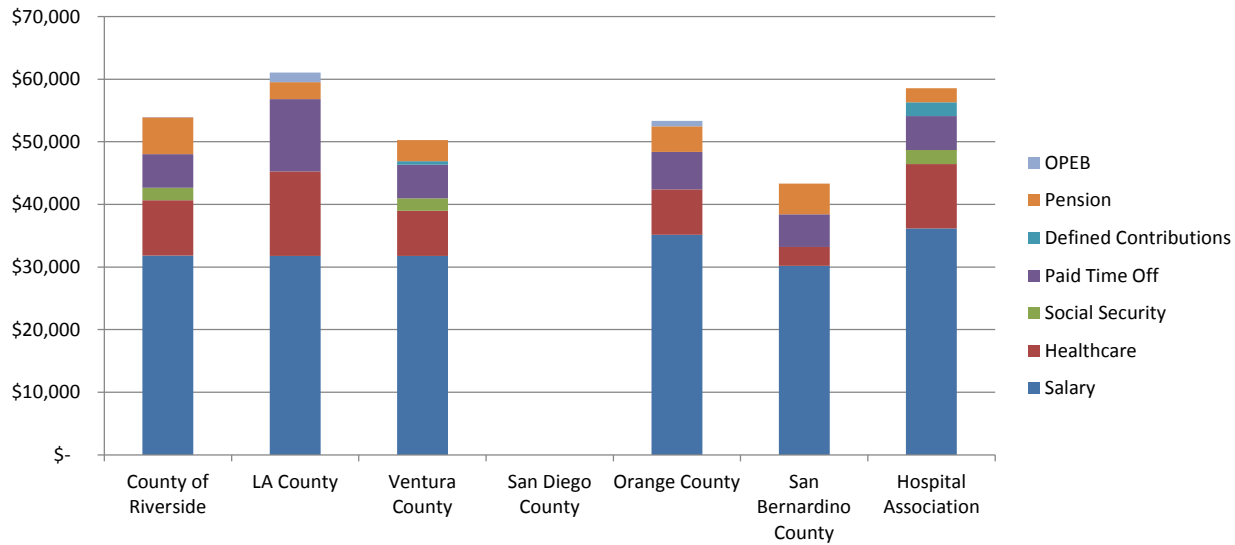
**MEDICAL THERAPY UNIT AIDE**

	County of Riverside	LA County	Ventura County	San Diego County	Orange County	San Bernardino County	Hospital Association
Salary	\$ 42,242	\$ -	\$ 38,179	\$ -	\$ 36,852	\$ 34,112	\$ 66,165
Healthcare	\$ 8,877	\$ -	\$ 7,222	\$ -	\$ 7,252	\$ 7,348	\$ 10,264
Social Security	\$ 6,622	\$ -	\$ 2,367	\$ -	\$ -	\$ -	\$ 4,102
Paid Time Off	\$ 7,149	\$ -	\$ 6,464	\$ -	\$ 6,237	\$ 6,034	\$ 9,988
Defined Contributions	\$ -	\$ -	\$ 1,145	\$ -	\$ -	\$ -	\$ 3,970
Pension	\$ 7,760	\$ -	\$ 4,085	\$ -	\$ 4,279	\$ 5,543	\$ 4,102
OPEB	\$ 84	\$ -	\$ -	\$ -	\$ 921	\$ -	\$ -
Total Benefits	\$ 30,492	\$ -	\$ 21,284	\$ -	\$ 18,690	\$ 18,926	\$ 32,427
Total Compensation	\$ 72,734	\$ -	\$ 59,463	\$ -	\$ 55,542	\$ 53,038	\$ 98,591



**NURSING ASSISTANT**

	County of Riverside	LA County	Ventura County	San Diego County	Orange County	San Bernardino County	Hospital Association
Salary	\$ 31,810	\$ 31,791	\$ 31,772	\$ -	\$ 35,172	\$ 30,181	\$ 36,171
Healthcare	\$ 8,877	\$ 13,462	\$ 7,222	\$ -	\$ 7,252	\$ 3,036	\$ 10,264
Social Security	\$ 1,972	\$ -	\$ 1,970	\$ -	\$ -	\$ -	\$ 2,243
Paid Time Off	\$ 5,383	\$ 11,565	\$ 5,376	\$ -	\$ 5,952	\$ 5,226	\$ 5,460
Defined Contributions	\$ -	\$ -	\$ 556	\$ -	\$ -	\$ -	\$ 2,170
Pension	\$ 5,843	\$ 2,712	\$ 3,400	\$ -	\$ 4,083	\$ 4,904	\$ 2,243
OPEB	\$ 64	\$ 1,526	\$ -	\$ -	\$ 879	\$ -	\$ -
Total Benefits	\$ 22,140	\$ 29,265	\$ 18,524	\$ -	\$ 18,167	\$ 13,166	\$ 22,380
Total Compensation	\$ 53,950	\$ 61,057	\$ 50,296	\$ -	\$ 53,339	\$ 43,347	\$ 58,551



**MEDICAL UNIT CLERK**

	County of Riverside	LA County	Ventura County	San Diego County	Orange County	San Bernardino County	Hospital Association
Salary	\$ 34,066	\$ -	\$ -	\$ 35,027	\$ -	\$ -	\$ 39,104
Healthcare	\$ 8,877	\$ -	\$ -	\$ 7,397	\$ -	\$ -	\$ 10,264
Social Security	\$ 2,112	\$ -	\$ -	\$ -	\$ -	\$ -	\$ 2,424
Paid Time Off	\$ 5,765	\$ -	\$ -	\$ 6,601	\$ -	\$ -	\$ 5,903
Defined Contributions	\$ -	\$ -	\$ -	\$ -	\$ -	\$ -	\$ 2,346
Pension	\$ 6,258	\$ -	\$ -	\$ 7,026	\$ -	\$ -	\$ 2,424
OPEB	\$ 68	\$ -	\$ -	\$ -	\$ -	\$ -	\$ -
Total Benefits	\$ 23,081	\$ -	\$ -	\$ 21,025	\$ -	\$ -	\$ 23,362
Total Compensation	\$ 57,147	\$ -	\$ -	\$ 56,052	\$ -	\$ -	\$ 62,466

