

**SUBMITTAL TO THE BOARD OF SUPERVISORS
COUNTY OF RIVERSIDE, STATE OF CALIFORNIA**

605



FROM: Human Resources Department


SUBMITTAL DATE:
July 19, 2011

SUBJECT: Human Resources Liability Internal Service Fund Rate for Fiscal Year 2011/12

RECOMMENDED MOTION: That the Board of Supervisors approve the Assistant County Executive Officer/Human Resources Director's recommendation for Fiscal Year 2011/12, reducing the allocation to County Departments for the Liability Internal Service Fund by \$2,417,911.

BACKGROUND: The Liability Internal Service Fund (ISF) provides coverage for automobile and liability claims incurred by the County. In the fall of each calendar year HR-Risk Management receives estimates of the county's insurance costs from our insurer, CSAC-Excess Insurance Authority (EIA). The estimates received are used in calculating the total costs to be allocated to Departments.


The total costs of the Liability ISF are allocated to Departments by our actuary based upon 80% weighting for experience (losses) and 20% weighting for exposure. The Board approved allocation included an estimate of the liability insurance costs for Fiscal Year 2011/12.


Barbara A. Olivier
Asst. County Executive Officer/Human Resources Dir.


FINANCIAL DATA	Current F.Y. Total Cost:	\$ 0	In Current Year Budget:	Yes
	Current F.Y. Net County Cost:	\$ 0	Budget Adjustment:	No
	Annual Net County Cost:	\$ 0	For Fiscal Year:	2011/12

SOURCE OF FUNDS: Department Budgets	Positions To Be Deleted Per A-30	<input type="checkbox"/>
	Requires 4/5 Vote	<input type="checkbox"/>

C.E.O. RECOMMENDATION:
APPROVE

BY 
Elizabeth J. Olson

County Executive Office Signature

FISCAL PROCEDURES APPROVED
PAUL ANSULO, CPA, AUDITOR-CONTROLLER
BY 
RUSSELL S. DOMINSKI 7-19-11 Departmental Concurrence

- Consent
- Policy
- Consent
- Policy

Dep't Recomm.:
Per Exec. Ofc.:

Prev. Agn. Ref.: 1/25/2011 3.30e | **District:** ALL | **Agenda Number:**

3.53

BACKGROUND continued:

Through effective marketing EIA avoided an increase in premium cost and acquired the insurance at savings from the previous year. The actual cost of liability insurance for Riverside County for Fiscal Year 2011/12 is less than the estimate by \$2,417,911. The attached allocation passes the reduced premium (savings) on to the Departments pro rata in the same distribution as the Board approved allocation for FY 2011/12.

All Departments Liability and Auto Premium Reductions For FY 2011/12

FUND ID.	DEPT. ID	AGENCY/DEPARTMENT/DISTRICT/DIVISION	BOARD APPROVED FY 2011-12 GL/JAL	REDUCTION FY 2011-12 GL/JAL	REVISED ALLOCATION FY 2011-12 GL/JAL
10000	2800100000	AGRICULTURAL COMMISSIONER	\$ 15,314	\$ 1,946	\$ 13,368
10000	1200100000	ASSESSOR	\$ 35,591	\$ 4,523	\$ 31,068
10000	1200200000	ASSESSOR-COUNTY CLERK & RECORDER	\$ 91,573	\$ 11,637	\$ 79,936
45100	1200300000	ASSESSOR-RECORDS MANAGEMENT & ARCHIVES	\$ 10,136	\$ 1,289	\$ 8,847
33600	1200400000	ASSESSOR-ENTERPRISE SYSTEM-CREST	\$ 3,219	\$ 409	\$ 2,810
10000	1300100000	AUDITOR CONTROLLER	\$ 12,892	\$ 1,639	\$ 11,253
10000	1300200000	AUDITOR CONTROLLER-INTERNAL AUDIT	\$ 1,591	\$ 202	\$ 1,389
10000	1300300000	AUDITOR CONTROLLER-PAYROLL	\$ 2,372	\$ 301	\$ 2,071
10000	1000100000	BOARD OF SUPERVISORS	\$ 33,411	\$ 4,246	\$ 29,165
10000	1000200000	BOS-ASSESSMENT APPEALS BOARD	\$ 901	\$ 115	\$ 786
10000	4200300000	CHA-ADMINISTRATION	\$ 28,000	\$ 3,559	\$ 24,441
10000	4200600000	CHA-ANIMAL CONTROL SERVICES	\$ 251,190	\$ 31,922	\$ 219,268
10000	4200200000	CHA-CA CHILDREN'S SERVICES	\$ 16,975	\$ 2,157	\$ 14,818
10000	4200400000	CHA-ENVIRONMENTAL HEALTH	\$ 53,989	\$ 6,862	\$ 47,127
10000	4200100000	CHA-PUBLIC HEALTH	\$ 275,705	\$ 35,037	\$ 240,668
10000	6300100000	COOPERATIVE EXTENSION	\$ 3,677	\$ 467	\$ 3,210
10000	1500100000	COUNTY COUNSEL	\$ 22,875	\$ 2,907	\$ 19,968
10000	1103900000	COURTS-FINANCIAL SERVICES	\$ 1,085	\$ 138	\$ 947
51645	924001	COURTS-EXECUTIVE OFFICE	\$ 95,322	\$ 12,114	\$ 83,208
10000	2300100000	DEPARTMENT OF CHILD SUPPORT SERVICES	\$ 67,909	\$ 8,630	\$ 59,279
10000	2200100000	DISTRICT ATTORNEY	\$ 665,877	\$ 84,623	\$ 581,254
10000	5100100000	DEPARTMENT OF PUBLIC SOCIAL SERVICES	\$ 2,350,895	\$ 298,763	\$ 2,052,132
51475	938001	DPSS-CHILDREN & FAMILIES COMMISSION	\$ 6,184	\$ 786	\$ 5,398
21050	5200100000	DCA-CAP-LOCAL INITIATIVE ADMINISTRATION	\$ 19,999	\$ 2,541	\$ 17,458
21050	5200300000	DCA-CAP-OTHER PROGRAMS	\$ 513	\$ 65	\$ 448
21050	5200200000	DCA-CAP-LOCAL INITIATIVE PROGRAM	\$ 13,190	\$ 1,677	\$ 11,513
21100	1900100000	EDA-ADMINISTRATION	\$ 78,388	\$ 9,962	\$ 68,426
22100	1910700000	EDA-AIRPORTS/AVIATION	\$ 110,951	\$ 4,478	\$ 106,473
21350	1900200000	EDA-COMMUNITY DEVELOPMENT	\$ 679	\$ 86	\$ 593
40400	912211	EDA-CSA 122-MESA VERDE	\$ 166	\$ 22	\$ 144
24550	914301	EDA-CSA 143-RANCHO CA	\$ 1,139	\$ 145	\$ 994
24425	913401	EDA-CSA 134-TEMESCAL CANYON	\$ 451	\$ 57	\$ 394
23525	905102	EDA-CSA 51-DESERT CENTER	\$ 1,532	\$ 195	\$ 1,337
40440	906203	EDA-CSA 62-RIPLEY	\$ 159	\$ 21	\$ 138
23850	908501	EDA-CSA 85-CABAZON	\$ 2,035	\$ 259	\$ 1,776
24325	912601	EDA-CSA 126-HIGHGROVE AREA	\$ 2,093	\$ 266	\$ 1,827
24625	915202	EDA-CSA 152-ADMINISTRATION	\$ 1,622	\$ 206	\$ 1,416
33200	915201	EDA-CSA 152-PARKS & RECREATION	\$ 23	\$ 3	\$ 20
24625	915201	EDA-CSA 152-NPDES	\$ 3,287	\$ 418	\$ 2,869
10000	1930100000	EDA-EDWARD-DEAN MUSEUM	\$ 4,675	\$ 594	\$ 4,081
22200	1920100000	EDA-FAIR AND NATIONAL DATE FESTIVAL	\$ 60,492	\$ 7,687	\$ 52,805
21200	1900700000	EDA-LIBRARY SERVICES	\$ 62,281	\$ 7,915	\$ 54,366
22900	980501	EDA-PERRIS VALLEY CEMETERY	\$ 38,824	\$ 4,934	\$ 33,890
21550	190 030 0000	EDA-WORKFORCE DEVELOPMENT	\$ 39,834	\$ 5,062	\$ 34,772
10000	1100100000	EXECUTIVE OFFICE	\$ 8,784	\$ 1,116	\$ 7,668
10000	7200100000	FACILITIES MANAGEMENT-ADMINISTRATION	\$ 132,791	\$ 14,970	\$ 117,821
10000	7200700000	FACILITIES MANAGEMENT-PARKING	\$ 2,683	\$ 341	\$ 2,342
10000	7200200000	FACILITIES MANAGEMENT-HOUSEKEEPING	\$ 25,636	\$ 3,258	\$ 22,378
10000	7200300000	FACILITIES MANAGEMENT-MAINTENANCE	\$ 50,197	\$ 6,379	\$ 43,818
10000	7200500000	FACILITIES MANAGEMENT-PROJECT MGMT OFFICE	\$ 22,743	\$ 2,890	\$ 19,853
10000	7200600000	FACILITIES MANAGEMENT-ENERGY	\$ 264	\$ 34	\$ 230
10000	7200400000	FACILITIES MANAGEMENT-REAL ESTATE	\$ 5,141	\$ 654	\$ 4,487
10000	2700200000	FIRE DEPARTMENT	\$ 474,804	\$ 60,308	\$ 414,496
15100	947200	FLOOD CONTROL DISTRICT	\$ 187,901	\$ 23,879	\$ 164,022
51655	924001	GRAND JURY	\$ 2,466	\$ 313	\$ 2,153
10000	1130100000	HUMAN RESOURCES	\$ 147,893	\$ 18,795	\$ 129,098
22000	1130300000	HUMAN RESOURCES-AIR QUALITY	\$ 469	\$ 59	\$ 410
46100	1132200000	HUMAN RESOURCES-EMP ASST SERVICES	\$ 5,108	\$ 649	\$ 4,459
45800	1132000000	HUMAN RESOURCES-EXCLUSIVE CARE	\$ 19,519	\$ 2,480	\$ 17,039
45960	1131000000	HUMAN RESOURCES-LIABILITY INSURANCE	\$ 55,596	\$ 7,066	\$ 48,530
46000	1130900000	HUMAN RESOURCES-MEDICAL MALPRACTICE	\$ 263	\$ 35	\$ 228

All Departments Liability and Auto Premium Reductions For FY 2011/12

FUND ID.	DEPT. ID	AGENCY/DEPARTMENT/DISTRICT/DIVISION	BOARD APPROVED FY 2011-12 GL/JAL	REDUCTION FY 2011-12 GL/JAL	REVISED ALLOCATION FY 2011-12 GL/JAL
46120	1132900000	HUMAN RESOURCES-OCCUPATIONAL HEALTH	\$ 73,971	\$ 9,401	\$ 64,570
46020	1130700000	HUMAN RESOURCES-PROPERTY INSURANCE	\$ 138	\$ 18	\$ 120
46040	1131300000	HUMAN RESOURCES-SAFETY/LOSS CONTROL	\$ 2,745	\$ 349	\$ 2,396
47000	1131800000	HUMAN RESOURCES-TAP	\$ 4,515	\$ 574	\$ 3,941
46100	1130800000	HUMAN RESOURCES-WORKERS COMPENSATION	\$ 6,578	\$ 836	\$ 5,742
45500	7400100000	INFORMATION TECHNOLOGY	\$ 102,742	\$ 13,057	\$ 89,685
10000	4100400000	MENTAL HEALTH-ADMINISTRATION	\$ 194,987	\$ 24,780	\$ 170,207
10000	4100300000	MENTAL HEALTH-DETENTION	\$ 4,276	\$ 543	\$ 3,733
10000	4100100000	MENTAL HEALTH-PUBLIC GUARDIAN	\$ 93,880	\$ 11,930	\$ 81,950
10000	4100500000	MENTAL HEALTH-SUBSTANCE ABUSE	\$ 27,798	\$ 3,533	\$ 24,265
10000	4100200000	MENTAL HEALTH-TREATMENT	\$ 378,860	\$ 48,147	\$ 330,713
45420	1109200000	OASIS-FINANCIALS	\$ 4,689	\$ 596	\$ 4,093
45420	1109300000	OASIS-HRMS	\$ 2,641	\$ 335	\$ 2,306
21450	5300100000	OFFICE ON AGING TITLE III	\$ 19,890	\$ 2,528	\$ 17,362
10000	2600700500	PROBATION-ADMINISTRATION	\$ 71,486	\$ 9,084	\$ 62,402
10000	2600200500	PROBATION-FIELD SERVICES	\$ 70,967	\$ 9,018	\$ 61,949
10000	2600100500	PROBATION-JUVENILE INSTITUTIONS	\$ 123,023	\$ 15,634	\$ 107,389
10000	2400100000	PUBLIC DEFENDER	\$ 75,158	\$ 9,552	\$ 65,606
10000	2401300000	PUBLIC DEFENDER-CAPITAL DEFENDERS OFFICE	\$ 3,851	\$ 490	\$ 3,361
10000	7300100000	PURCHASING	\$ 4,078	\$ 519	\$ 3,559
45620	7300600000	PURCHASING-CENTRAL MAIL SERVICES	\$ 2,686	\$ 342	\$ 2,344
45300	7300500000	PURCHASING-FLEET SERVICES	\$ 53,072	\$ 6,744	\$ 46,328
45600	7300300000	PURCHASING-PRINTING SERVICES	\$ 3,716	\$ 472	\$ 3,244
45700	7300400000	PURCHASING-SUPPLY SERVICES	\$ 7,667	\$ 974	\$ 6,693
40050	4300188400	RIV CO REGIONAL MEDICAL CENTER	\$ 706,766	\$ 89,819	\$ 616,947
10000	4300300000	RCRMC-DETENTION HEALTH SERVICES	\$ 21,551	\$ 2,739	\$ 18,812
10000	4300200000	RCRMC-MED INDIGENT SERVICES PROGRAM	\$ 4,319	\$ 549	\$ 3,770
25400	931104	REG PARK & OPEN SPACE DISTRICT	\$ 71,757	\$ 8,873	\$ 62,884
10000	1700100000	REGISTRAR OF VOTERS	\$ 13,062	\$ 1,660	\$ 11,402
10000	2500100000	SHERIFF-ADMINISTRATION	\$ 77,272	\$ 9,820	\$ 67,452
10000	2500700000	SHERIFF-BEN CLARK TRAINING CENTER	\$ 116,260	\$ 14,774	\$ 101,486
10000	2500600000	SHERIFF-CAC SECURITY	\$ 521	\$ 66	\$ 455
22250	2505100000	SHERIFF-CAL ID PROGRAM	\$ 4,078	\$ 518	\$ 3,560
10000	2501000000	SHERIFF-CORONER	\$ 20,583	\$ 2,616	\$ 17,967
10000	2500400000	SHERIFF-CORRECTIONS	\$ 1,448,970	\$ 184,141	\$ 1,264,829
10000	2500500000	SHERIFF-COURT SERVICES	\$ 79,699	\$ 10,129	\$ 69,570
10000	2500300000	SHERIFF-PATROL	\$ 6,374,815	\$ 757,269	\$ 5,617,546
10000	2501100000	SHERIFF-PUBLIC ADMINISTRATOR	\$ 16,413	\$ 2,086	\$ 14,327
10000	2500800000	SHERIFF-RAID	\$ 85	\$ 11	\$ 74
10000	2500200000	SHERIFF-SUPPORT	\$ 47,825	\$ 6,078	\$ 41,747
20200	3100200000	TLMA-ADMINISTRATION	\$ 51,331	\$ 6,523	\$ 44,808
10000	3140100000	TLMA-CODE ENFORCEMENT	\$ 104,476	\$ 13,277	\$ 91,199
20250	3110100000	TLMA-BUILDING & SAFETY	\$ 137,207	\$ 17,436	\$ 119,771
20200	3100300000	TLMA-CONSOLIDATED COUNTER SERVICES	\$ 1,886	\$ 240	\$ 1,646
20000	3130300000	TLMA-CROSSING GUARD	\$ 3,891	\$ 494	\$ 3,397
20202	3100500000	TLMA-EPD	\$ 1,353	\$ 172	\$ 1,181
20200	3100100000	TLMA-GIS	\$ 1,477	\$ 188	\$ 1,289
10000	3120100000	TLMA-PLANNING	\$ 91,143	\$ 11,582	\$ 79,561
20260	3130200000	TLMA-SURVEYOR	\$ 14,325	\$ 1,821	\$ 12,504
20008	3130700000	TLMA-TRANSPORTATION EQUIPMENT-ISF	\$ 7,526	\$ 957	\$ 6,569
20000	3130100000	TLMA-TRANSPORTATION	\$ 2,964,071	\$ 376,687	\$ 2,587,384
10000	1400100000	TREASURER/TAX COLLECTOR	\$ 27,907	\$ 3,546	\$ 24,361
10000	7200300602	US BKRT/DISTRICT COURT	\$ -	\$ -	\$ -
51470	937001	VAN HORN REGIONAL TREATMENT CENTER-JPA	\$ -	\$ -	\$ -
10000	5400100000	VETERANS SERVICES	\$ 1,699	\$ 216	\$ 1,483
40200	4500100000	WASTE MANAGEMENT	\$ 157,983	\$ 20,077	\$ 137,906
		Grand Total	\$ 19,534,939	\$ 2,417,911	\$ 17,117,028