

**SUBMITTAL TO THE BOARD OF SUPERVISORS
COUNTY OF RIVERSIDE, STATE OF CALIFORNIA**

528



FROM: Auditor-Controller, Sheriff-Coroner, District Attorney

SUBMITTAL DATE:
May 14, 2013


SUBJECT: Allocation of Supplemental Law Enforcement Services Account for Citizen's Option for Public Safety Program (COPS) and Juvenile Justice Crime Prevention Act (JJCPA)


RECOMMENDED MOTION: That the Board of Supervisors:

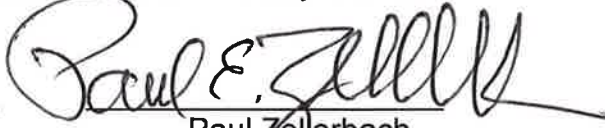
1. Receive and file the attached FY 2012-2013 report on the distribution of the annual Supplemental Law Enforcement Service Account (SLESA) for Citizen's Option for Public Safety Program (COPS) and Juvenile Justice Crime Prevention Act (JJCPA) (Attachment A).
2. Approve the County's expenditure plan for the COPS program for FY 2012-2013 as certified by the Supplemental Law Enforcement Oversight Committee (Attachment B).

BACKGROUND: Pursuant to current law, the State Controller is required to allocate funds to each County that established a Supplemental Law Enforcement Service Account (SLESA) in accordance with Section 30061 of the Government Code, and in accordance with the proportionate share of the State's total population that resides in the cities within the County and the unincorporated area of the County.

Departmental Concurrence


Paul Angulo, CPA, MA
Auditor-Controller



Stanley L. Sniff, Jr.
Sheriff-Coroner


Paul E. Zellerbach
District Attorney

FINANCIAL DATA	Current F.Y. Total Cost:	\$ 6,626,688	In Current Year Budget:	Yes
	Current F.Y. Net County Cost:	\$ 0	Budget Adjustment:	No
	Annual Net County Cost:	\$ 0	For Fiscal Year:	2013

SOURCE OF FUNDS: State Allocation of the Supplemental Law Enforcement Service Account (SLESA)	Positions To Be Deleted Per A-30	<input type="checkbox"/>
	Requires 4/5 Vote	<input type="checkbox"/>

C.E.O. RECOMMENDATION: APPROVE

BY: 
Karen L. Johnson

County Executive Office Signature

FISCAL PROCEDURES APPROVED
PAUL ANGULO, CPA, AUDITOR-CONTROLLER
BY:  5/16/13
SAMUEL WONG

Consent Policy
 Consent Policy

Dep't Recomm.:
 Per Exec. Ofc.:

528 MAY -1 AM 5:21
 COUNTY OF RIVERSIDE
 RECEIVED CLERK'S OFFICE

FY 2012-2013 Allocation of SLESA for COPS and JJCPA

Government Code 30061 requires the County Auditor-Controller to allocate the moneys in the County's SLESA, both County and cities, upon receipt of the approved expenditure plans from the Governing Board of those agencies. The Sheriff's Department has coordinated receipt of the expenditure plan approved by the cities' Governing Boards, and has provided the Auditor-Controller's Office with a copy of the approved expenditure plans. The Auditor-Controller's Office has also been provided a copy of the certified report delineating the FY 2011-2012 distributions and expenditures for the Citizen's Option for Public Safety-Supplemental Law Enforcement Service Account.

The estimated allocation for SLESA funding for FY 2012-13 is \$12,056,637 and will be received in four installment payments. The 1st installment payment for the amount of \$3,932,974 was received by the County on December 15, 2012, the 2nd installment payment for \$2,666,559 was received by the County on March 15, 2013, the 3rd estimated installment payment for \$2,728,552 will be received by the County on June 14, 2013 and the 4th estimated installment payment for \$2,728,552 is expected to be received within the 1st quarter of FY 2013-2014.

The data on Attachment A represents the distribution for the COPS Program and the JJCPA. The cities share of the total allocation is \$3,846,996 and the County's share is \$8,209,641. The County's share will be distributed as follows: \$1,877,831 to the COPS Program and \$6,331,810 to the JJCPA.

FY 2012-2013 SLESA allocation is used to fund jail operations, criminal prosecution, front-line law enforcement, and a comprehensive multi-agency juvenile justice program. The JJCPA FY 2012-2013 allocation is intended to cover the cost of approved plan activities from October 1, 2012 through September 30, 2013.

**County of Riverside
Allocation of Supplemental Law Enforcement Service Account (SLESA)
for Citizen's Option for Public Safety Program (COPS) and Juvenile Justice Crime Prevention Act (JJCPCA)
Fiscal Year 2012-2013**

	%	Total
Cities and Sheriff Patrol (Unincorporated)	36.60%	4,561,401.99
Co Jail Operation	5.33%	664,532.70
District Attorney	5.33%	664,532.71
Juvenile Justice	52.73%	6,571,743.94
TOTAL SLESA ALLOCATION	100.0%	12,462,211.34

% Overall calculation of all counties are based on the government code and county percentage is by Payment Date:

Jurisdiction	Vendor No.	Population 01/01/2012	% of Total Allocations (1/1 total)	Actual		Estimate		Estimate		Total Payment Allocation
				12/15/2012	3/15/2013	6/12/2013	9/12/2013	*** 3rd Installment Payment	*** 4th Installment Payment	
Account 230432-11167-1300100000				Amount:	3,932,974.21	2,666,559.03	2,848,518.85	3,014,159.25	12,462,211.34	
Banning	0000026948-2	29,955	2.3%	35,000.00	25,000.00	20,000.00	20,000.00	20,000.00	100,000.00	
Beaumont	0000026957-4	38,851	2.3%	35,000.00	25,000.00	20,000.00	20,000.00	20,000.00	100,000.00	
Blythe	0000026967	20,400	2.3%	35,000.00	25,000.00	20,000.00	20,000.00	20,000.00	100,000.00	
Calimesa	0000097187	7,998	2.3%	35,000.00	25,000.00	20,000.00	20,000.00	20,000.00	100,000.00	
Canyon Lake	000004486-2	10,689	2.3%	35,000.00	25,000.00	20,000.00	20,000.00	20,000.00	100,000.00	
Cathedral City	0000097015	51,952	2.3%	35,000.00	25,000.00	20,000.00	20,000.00	20,000.00	100,000.00	
Coachella	0000029545	41,904	2.3%	35,000.00	25,000.00	20,000.00	20,000.00	20,000.00	100,000.00	
Corona	0000026088-11	154,520	5.6%	87,118.25	50,118.25	55,618.25	55,618.25	55,618.25	248,473.00	
Desert Hot Springs	0000032953-3	27,638	2.3%	35,000.00	25,000.00	20,000.00	20,000.00	20,000.00	100,000.00	
Eastvale	0000092205-1	55,602	2.3%	35,000.00	25,000.00	20,000.00	20,000.00	20,000.00	100,000.00	
Hemet	000004075-11	80,089	2.9%	57,196.50	20,196.50	25,696.50	25,696.50	25,696.50	128,786.00	
Indian Wells	000004076	5,035	2.3%	35,000.00	25,000.00	20,000.00	20,000.00	20,000.00	100,000.00	
Indio	000004077-3	78,065	2.8%	56,382.75	19,382.75	24,882.75	24,882.75	24,882.75	125,531.00	
Jurupa Valley	0000098110	96,456	3.5%	63,776.00	26,776.00	32,276.00	32,276.00	32,276.00	155,104.00	
La Quinta	0000027005	38,075	2.3%	35,000.00	25,000.00	20,000.00	20,000.00	20,000.00	100,000.00	
Lake Elsinore	000004044	53,024	2.3%	35,000.00	25,000.00	20,000.00	20,000.00	20,000.00	100,000.00	
Menifee	0000077195	80,589	2.9%	57,397.50	20,397.50	25,897.50	25,897.50	25,897.50	129,590.00	
Moreno Valley	000004080	196,495	7.1%	78,992.50	78,992.50	78,992.50	78,992.50	78,992.50	315,970.00	
Murrieta	000004119-21	104,985	3.8%	67,204.75	30,204.75	35,704.75	35,704.75	35,704.75	168,819.00	
Norco	000004082	27,053	2.3%	35,000.00	25,000.00	20,000.00	20,000.00	20,000.00	100,000.00	
Palm Desert	000029691-2	49,471	2.3%	35,000.00	25,000.00	20,000.00	20,000.00	20,000.00	100,000.00	
Palm Springs	00002623-9	45,279	2.3%	35,000.00	25,000.00	20,000.00	20,000.00	20,000.00	100,000.00	
Perris	000027016	70,180	2.6%	53,213.00	16,213.00	21,713.00	21,713.00	21,713.00	112,852.00	
Rancho Mirage	000027019	17,504	2.3%	35,000.00	25,000.00	20,000.00	20,000.00	20,000.00	100,000.00	
Riverside	000004024-6	308,511	11.2%	124,024.00	124,024.00	124,024.00	124,024.00	124,024.00	496,096.00	
San Jacinto	0000027023	44,803	2.3%	35,000.00	25,000.00	20,000.00	20,000.00	20,000.00	100,000.00	
Temecula	0000027026	103,092	3.8%	66,443.75	29,443.75	34,943.75	34,943.75	34,943.75	165,775.00	
Wildomar	0000076154	32,719	2.3%	35,000.00	25,000.00	20,000.00	20,000.00	20,000.00	100,000.00	
10000-										
250030000-										
Sheriff Patrol (Unincorporated)		356,633	13.0%	172,688.82	111,924.66	144,442.76	144,442.76	144,442.76	573,479.00	
755520		2,227,577	100.0%	1,514,417.82	977,673.66	964,191.76	964,191.76	964,191.76	4,420,475.00	
CITIES TOTAL				1,514,417.82	977,673.66	964,191.76	964,191.76	964,191.76	4,420,475.00	
COUNTY'S DISTRIBUTION:										
Co Jail Operation	10000-2500400000-755520			206,559.96	144,241.45	150,687.30	150,687.29	150,687.29	652,176.00	
District Attorney	10000-2200100000-755520			206,559.96	144,241.45	150,687.30	150,687.29	150,687.29	652,176.00	
Juvenile Justice (230433)	10000-2600200000-755901			2,005,436.47	1,400,402.47	1,462,985.53	1,462,985.53	1,462,985.53	6,331,810.00	
COUNTY'S TOTAL				2,418,556.39	1,688,885.37	1,764,360.13	1,764,360.11	1,764,360.11	7,636,162.00	
TOTAL SLESA ALLOCATION				2,227,577.00	2,666,559.03	2,728,551.89	2,728,551.87	2,728,551.87	12,056,637.00	

* Unincorporated is Sheriff Patrol 755520-10000-2500300000
 ** The JJCPCA FY 2012-2013 allocation is intended to cover the cost of approved plan activities from October 1, 2012 through September 30, 2013 therefore
 FY 12-13 total cost is \$4,748,857.47(\$6,331,810/12 months * 9 months Oct12-Jun13)

FORM 11 CURRENT FY TOTAL COST FOR FY 2012-2013	FORM 11 CURRENT FY TOTAL COST
JJCPCA	4,748,857.47
COPS	1,877,831.00
FORM 11 CURRENT FY TOTAL COST	6,626,688.47

Attachment B

Supplemental Law Enforcement Services Fund
Expenditure Plan
FY 2012-2013

County of Riverside

Current Year Allocation

Sheriff – Patrol	\$573,479
Sheriff – Corrections	652,176
District Attorney	<u>652,176</u>

Total Current Year Allocations \$1,877,831

Salaries and Benefits	\$1,877,831
Services and Supplies	0
Equipment	0
Administrative Overhead	<u>0</u>

Total Planned Expenditures \$1,877,831

For any questions please contact:

<u>Elizabeth Olson</u>	<u>(951) 955-1110</u>
Name	Telephone