



**2007 LOCAL YOUTHFUL OFFENDER REHABILITATIVE FACILITY CONSTRUCTION FUNDING PROGRAM PROPOSAL FORM**

*This document is not to be reformatted.*

**SECTION 1: PROJECT INFORMATION**

**A: APPLICANT INFORMATION**

COUNTY NAME Riverside		AMOUNT OF STATE FUNDS REQUESTED \$ 24,698,105
SMALL COUNTY (200,000 OR UNDER GENERAL COUNTY POPULATION) <input type="checkbox"/>	MEDIUM COUNTY (200,001 - 700,000 GENERAL COUNTY POPULATION) <input type="checkbox"/>	LARGE COUNTY (700,001+ GENERAL COUNTY POPULATION) <input checked="" type="checkbox"/>

**B: TYPE OF PROJECT**

FACILITY NAME  
Van Horn Youth Center

NEW FACILITY <input checked="" type="checkbox"/>	EXISTING FACILITY <input type="checkbox"/>	FACILITY TYPE (JH, Camp, or other) Camp	REGIONAL FACILITY <input type="checkbox"/>
---	---	--	---

STREET ADDRESS  
10000 County Farm Rd.

CITY Riverside	STATE Ca	ZIP CODE 92503
-------------------	-------------	-------------------

**C: BRIEF PROJECT TITLE**

Van Horn Youth Center

**D: SCOPE OF WORK - JUVENILE FACILITY CONSTRUCTION (CHECK ONE)**

BUILDING NEW JUVENILE FACILITY -  ADDING BEDS AND ANCILLARY SPACE AT EXISTING FACILITY  RENOVATION OF EXISTING FACILITY AND ADDING BEDS AND ANCILLARY SPACE  RENOVATION OF EXISTING FACILITY OR ADDING ANCILLARY SPACE WITHOUT ADDING BEDS

WILL THE PROPOSED PROJECT BE USED TO REPLACE AN EXISTING FACILITY?  YES  NO

**E: NET BED GAIN OR LOSS - COUNTY-WIDE**

*If applicable, include the TOTAL # of CSA-rated beds and non-rated special use beds FROM ALL JUVENILE FACILITIES COUNTY-WIDE that will be added, eliminated or gained (lost) as a result of the project. (+BEDS ADDED - BEDS ELIMINATED = BEDS GAINED OR LOST)*

	No. of rated beds added	No. of rated beds eliminated	No. of rated beds gained or lost
MINIMUM SECURITY BEDS	0	44	(44)
MEDIUM SECURITY BEDS	0	0	0
MAXIMUM SECURITY BEDS	100	0	100
SPECIAL USE-BEDS	No. of non-rated beds added 0	No. of non-rated beds eliminated 0	No. of non-rated beds gained or lost 0
COUNTY-WIDE TOTAL	No. of beds added 100	No. of beds eliminated (44)	No. of beds gained or lost 56



DEPARTMENT OF CORRECTIONS AND REHABILITATION  
CORRECTIONS STANDARDS AUTHORITY

**2007 LOCAL YOUTHFUL OFFENDER REHABILITATIVE  
FACILITY CONSTRUCTION FUNDING PROGRAM  
PROPOSAL FORM**

*This document is not to be reformatted.*

**SECTION 1: PROJECT INFORMATION**

**A. APPLICANT INFORMATION**

COUNTY NAME Riverside		AMOUNT OF STATE FUNDS REQUESTED \$24,698,105	
SMALL COUNTY (200,000 OR UNDER GENERAL COUNTY POPULATION) <input type="checkbox"/>	MEDIUM COUNTY (200,001 - 700,000 GENERAL COUNTY POPULATION) <input type="checkbox"/>	LARGE COUNTY (700,001+ GENERAL COUNTY POPULATION) <input checked="" type="checkbox"/>	

**B. TYPE OF PROJECT**

FACILITY NAME Van Horn Youth Center			
NEW FACILITY <input checked="" type="checkbox"/>	EXISTING FACILITY <input type="checkbox"/>	FACILITY TYPE (JH, Camp, or other) Camp	REGIONAL FACILITY <input type="checkbox"/>
STREET ADDRESS 10000 County Farm Rd.			
CITY Riverside	STATE Ca	ZIP CODE 92503	

**C. BRIEF PROJECT TITLE**

Van Horn Youth Center

**D. SCOPE OF WORK - JUVENILE FACILITY CONSTRUCTION (CHECK ONE)**

BUILDING NEW JUVENILE FACILITY    
  ADDING BEDS AND ANCILLARY SPACE AT EXISTING FACILITY    
  RENOVATION OF EXISTING FACILITY AND ADDING BEDS AND ANCILLARY SPACE    
  RENOVATION OF EXISTING FACILITY OR ADDING ANCILLARY SPACE WITHOUT ADDING BEDS

WILL THE PROPOSED PROJECT BE USED TO REPLACE AN EXISTING FACILITY?    
 YES      NO


**E. NET BED GAIN OR LOSS - COUNTY-WIDE**

If applicable, include the TOTAL # of CSA-rated beds and non-rated special use beds FROM ALL JUVENILE FACILITIES COUNTY-WIDE that will be added, eliminated or gained (lost) as a result of the project. (+BEDS ADDED -BEDS ELIMINATED =BEDS GAINED OR LOST)

	No. of rated beds added	No. of rated beds eliminated	No. of rated beds gained or lost
MINIMUM SECURITY BEDS	0	44	(44)
MEDIUM SECURITY BEDS	0	0	0
MAXIMUM SECURITY BEDS	100	0	100
SPECIAL USE BEDS	No. of non-rated beds added 0	No. of non-rated beds eliminated 0	No. of non-rated beds gained or lost 0
COUNTY-WIDE TOTAL	No. of beds added 100	No. of beds eliminated (44)	No. of beds gained or lost 56

5. I, the undersigned, hereby certify that the information provided in this proposal is true and correct, and that I am authorized to sign this proposal on behalf of the County of Riverside. I understand that the County of Riverside will utilize the above information, policies and procedures governing this project, and that the County of Riverside will not be bound by the budget narrative and attachments as true and correct information for the purposes of this project.

**NAME AND TITLE OF PERSON AUTHORIZED BY THE BOARD OF SUPERVISORS' TO SIGN AGREEMENT (E.G., CHIEF PROBATION OFFICER, COUNTY ADMINISTRATIVE OFFICER, BOARD OF SUPERVISORS' CHAIR)**  
 Alan M. Crogan, Chief Probation Officer

**AUTHORIZED PERSON'S SIGNATURE**  **DATE** 12/22/08

**DEPARTMENT** Riverside County Probation Department **TELEPHONE NUMBER** (951) 955-2815

**STREET ADDRESS:** 3801 University Ave., Suite 400 **FAX NUMBER** (951) 955-6423

**CITY** Riverside **STATE** Ca **ZIP CODE** 92501 **E-MAIL ADDRESS** Acrogan@rcprob.us

**6. DESIGNATED COUNTY CONSTRUCTION ADMINISTRATOR**  
 This person shall be responsible to oversee construction and administer the state county agreements. (Must be county personnel, not consultants or contractors, and must be identified in the Board of Supervisors' resolution.)

**COUNTY CONSTRUCTION ADMINISTRATOR (Name and title)**  
 Charles Waltman, Deputy Director Design and Construction

**DEPARTMENT** Riverside County Facilities Management **TELEPHONE NUMBER** (951) 955-4850

**STREET ADDRESS** 3133 Mission Inn Ave. **FAX NUMBER** (951) 955-4828

**CITY** Riverside **STATE** Ca **ZIP CODE** 92507 **E-MAIL ADDRESS** CWaltman@rc-facilities.org

**7. DESIGNATED PROJECT FINANCIAL OFFICER**  
 This person is responsible for all financial and accounting project related activities. (Must be county personnel, not consultants or contractors, and must be identified in the Board of Supervisors' resolution.)

**PROJECT FINANCIAL OFFICER (Name and title)**  
 Paul McDonnell, County Financial Director

**DEPARTMENT** Riverside County Executive Office **TELEPHONE NUMBER** (951) 955-1110

**STREET ADDRESS** 4080 Lemon St. **FAX NUMBER** (951) 955-1105

**CITY** Riverside **STATE** Ca **ZIP CODE** 92501 **E-MAIL ADDRESS** PMcDonnell@rceo.org

**8. DESIGNATED PROJECT CONTACT PERSON**  
 This person is responsible for project coordination and day-to-day liaison work with SSA. (Must be county personnel, not consultants or contractors, and must be identified in the Board of Supervisors' resolution.)

**PROJECT CONTACT PERSON (Name and title)**  
 Mark Hake, Division Director

**DEPARTMENT** Riverside County Probation Department **TELEPHONE NUMBER** (951) 955-9640

**STREET ADDRESS:** 3801 University Ave., Suite 400 **FAX NUMBER** (951) 955-6423

**CITY** Riverside **STATE** Ca **ZIP CODE** 92501 **E-MAIL ADDRESS** Mhake@rcprob.us

**SECTION 2: COST AND BUDGET SUMMARY**

**A. COST SUMMARY**

Indicate the amount of state funds requested and the amount of cash match and in-kind match the county is contributing in defining the total eligible project cost. The amount of state funds requested cannot exceed 75% of the total eligible project cost or the specified state dollar amounts as shown in the table below, whichever is the smaller amount. As an exception to this, small counties only may request a reduction of in-kind match. In such instance the amount of state funds requested may exceed 75% of the total eligible project cost, without exceeding the small county set-aside and must be used only for eligible construction costs. (Any county meeting the minimum cash match requirement will receive points for cash match; greater points will be given to those projects with more cash match when computed as a percentage of the total state funds requested.)

FUND SOURCE	AMOUNT	% OF TOTAL
<b>State Funds Requested:</b> (May not exceed: \$35,000,000 for large and medium counties or \$30,000,000 for small counties)	\$ 24,698,105	75.00%
<b>Cash Match:</b> (large counties - 10% minimum) (small & medium counties - 5% minimum)	\$ 5,157,440	15.60%
<b>In-Kind Match*:</b> (large counties - 15% maximum) (small & medium counties - 20% maximum*)	\$ 3,091,500	9.40%
<b>TOTAL ELIGIBLE PROJECT COST:</b>	\$ 32,947,045	100 %

**\*SMALL COUNTIES REQUESTING MATCH REDUCTION:**

Counties under 200,000 in population may petition the Corrections Standards Authority (CSA) Board for a reduction in the percentage of in-kind match contribution. (Small counties must still contribute a minimum of 5% cash match.) Counties may submit a petition with their proposal and request that their petition go before the CSA Board at the next possible Board meeting date.

If your county will be petitioning the CSA Board for a reduction in in-kind match, please check box below and provide the requested details.

- Please state your in-kind match reduction needs (percentage of reduction) and request, including the request for the petition to be heard at the next possible CSA Board meeting:



**B. BUDGET SUMMARY**

Consistent with the Cost Summary in Section 2, indicate the amount of state funds, cash match and in-kind match allotted to each budget category. In the space below the table, provide a brief explanation of the budget line items which can continue onto the next page as needed.

LINE ITEM	STATE FUNDS	CASH MATCH	IN-KIND MATCH
1. Construction (No moveable Equipment/Furnishings)	\$ 24,698,105	\$ 534,941	\$ 0
2. Architectural		\$ 2,977,499	\$ 0
3. CEQA		\$ 50,000	\$ 20,000
4. Construction Management		\$ 1,595,000	\$ 0
5. Audit of Grant			\$ 75,000
6. Site Acquisition (Cost or Current Fair Market Value)			\$ 1,600,000
7. Needs Assessment			\$ 25,000
8. County Administration			\$ 845,000
9. Transition Planning			\$ 526,500
<b>SUB TOTALS:</b>	<b>\$ 24,698,105</b>	<b>\$ 5,157,440</b>	<b>\$ 3,091,500</b>

STATE FUNDS + CASH MATCH + IN-KIND MATCH = TOTAL ELIGIBLE PROJECT COST
\$ 32,947,045

For each budget line-item above (1 through 9) that indicates an amount being claimed, provide a brief detailed description of how the budgeted amounts (state funds and match dollars) have been determined or calculated. Include whether the amount is based on an estimate (identify the basis for the estimate) or actual costs already incurred; whether escalation and/or contingency are included; whether the services will be or have already been performed by either a consultant, other professional

services, or county staff; the basis for site acquisition costs and whether those costs claimed are based on a current fair market value appraisal or recent land purchase documentation; and, the basis for county administration or transition planning costs, only including the county's estimated staff time (salaries and benefits) on project-related activities. (Note: a) each line item amount should be directly linked to the proposed scope of work, and b) costs for ineligible items as specified in the RFP should not be included in the above amount of state funds, cash match and in-kind match.) Please use the space below to explain.

The budget is structured to reflect a conventional project delivery approach of design-bid-build. This is a proven approach for the County and it unequivocally meets the requirements for State funding and Public Contract Code.

**Construction:**

The State funds and cash match for construction covers the estimated cost of general construction, inclusive of a 10% contingency. The budget reflects both the programmatic project description and the project included with this application. Construction items such as site improvements, structure, building envelope, and mechanical, plumbing, and electrical are included. Other systems for fire-life safety and security are also integral to the project and are included in the estimated construction cost. Prevailing wage rates will be required for all construction trades. General conditions, the contractor's fee, permits, bonds and insurance are included. The construction budget is based on detailed estimates for several projects in California of similar program size, function and design. To provide a realistic budget, the estimated costs have been escalated 10% (equivalent to a rate of 4% per year for the next 2.5 years).

**Architectural:**

This budget line item covers all design costs for this capital improvement project and includes basic architectural and engineering disciplines needed for new construction, as well as specialty consultants such as geotechnical, civil survey, hazmat survey, and security. Services include all phases of design, as well as full support of the project from bidding throughout the duration of construction and the closeout and move-in periods as defined in the project schedule.

**Environmental Impact Report (CEQA):**

This line item allows for the studies and reports needed to comply with the requirements of the California Environmental Quality Act. It is anticipated that a Mitigated Negative Declaration would suffice for this project inasmuch as there is no significant change of use and, at most, a very minimal increase in vehicular traffic associated with this project. \$50,000 is designated as cash match to contract with a consultant to prepare the study and \$20,000 is designated as in-kind to cover the cost of county personnel to manage this process consistent with public award

processes. The building will be designed and built to the standards of LEED Silver Certification.

**Construction Management:**

This line item covers the costs for technical preconstruction services (such as detailed budgeting and estimating, scheduling, document review, peer reviews, etc.), assistance with the preparation of contracts (for counseling and for construction), management of the design contract, management of the construction contract as well as coordination of the work of the geotechnical and deputy inspections, the independent testing laboratories, and the project closeout activities. This budget line item includes the costs of independent deputized inspectors who will validate that the quality of materials and workmanship comply with specifications, and independent testing of materials such as reinforcing bars, structural steel, concrete, and roofing.

**Audit of Grant:**

This line item anticipates an independent audit which will ensure compliance with the requirements of the grant.

**Site Acquisition:**

The County already owns the property proposed for the project. The in-kind match amount on this line item represents the current fair market land value of the proposed site.

**Needs Assessment:**

This soft match includes the salary and benefits of County staff and the cost of a consultant that assisted in developing the needs assessment.

**County Administration:**

This budget item is proposed as an in-kind or soft match that covers County staff responsible for contract administration and reporting to meet County requirements as well as requirements of the Department of Corrections and Rehabilitation (Corrections Standards Authority). Plan check and County inspections are also included in this category as are eligible utility connection fees, and bidding costs such as reproduction and advertisements.

**Transition Planning**

This in-kind match is for in-house staff in the Probation Department. The Probation staff cost for direct support to the planning and site construction activities and preparing the new facility for move-in.

### SECTION 3: PROJECT TIMETABLE

Prior to completing this timetable, the county must consult with all appropriate county staff (e.g., county counsel, general services, public works, county administrator, etc.) to ensure that dates are achievable and that the county has reviewed the state agreement requirements portions of the RFP, including project scope and timeline impact due to the State Public Works Board process. Complete the table below indicating start and completion dates for each key event, and including comments if desired. Construction must be complete within three years from Notice to Proceed, and occupancy must occur within 90 days of construction completion.

KEY EVENTS	START DATES	COMPLETION DATES	COMMENTS
Schematic Design with Operational Program Statement	4/10/2009	12/24/2009	Beginning with State approval of funding, this line includes the process for the selection of the Design Team, detailed programming, conceptual design and subsequent reviews
Design Development with Staffing Plan	12/25/2009	6/3/2010	Includes reviews
Staffing/Operating Cost Analysis	12/25/2009	6/3/2010	Includes reviews
Construction Documents	6/4/2010	3/3/2011	Includes reviews and plan check
Construction Bids	3/3/2011	6/2/2011	Includes bid advertising, bidding, evaluation, and award
Notice to Proceed	6/2/2011	6/2/2011	
Construction	6/3/2011	11/28/2012	Includes mobilization, construction, punch list and commissioning
Occupancy	11/29/2012	2/26/2013	Move-in (furniture, rec. equipment, etc.)

**Riverside County Probation Department  
2007 Local Youthful Offender Rehabilitative  
Facility Construction Funding Program**

**Section 4: Narrative**

**ABSTRACT**

As a result of the passage of SB 81, the Riverside County Probation Department is now supervising and treating a number of additional high-risk/high-needs youth that would have previously been placed at Division of Juvenile Justice (DJJ) facilities. In response to this mandate the department developed the Youthful Offender Program (YOP) to address the needs of this population.

The department is seeking to build a 100-bed secure treatment facility designed to address the needs of the high-risk juvenile offender population served by YOP. The YOP population is currently occupying 70 beds at Indio Juvenile Hall, which is a facility designed as a detention facility and is not conducive to treatment programming. Construction of a new secure treatment facility would serve to meet the needs of the YOP population, as well as allow the reallocation of the 70 beds at Indio Juvenile Hall to meet the demands for detention beds to house youths charged with violent felonies and other crimes while they are awaiting trial.

Additionally, this project will replace an obsolete facility, provide a net gain of 56 beds in a secure setting, and best serve the current needs of the juvenile justice system in Riverside County, as well as provide the foundation for long-term needs.

By this application to the Corrections Standards Authority, Riverside County is requesting \$24,698,105 in State funds to construct a self-contained, 100-bed secure treatment facility. State funds will be matched in the amount of \$5,157,440 (Cash Match) and \$3,091,500 (In-Kind), for a total of \$8,248,940, or a 25% match. Should State funds be awarded, the design phase will begin in June 2009, and construction will be completed by November 2012. The County Board of Supervisors has committed to provide funding to fully staff and operate the facility and has agreed to provide the required match.

## COUNTY'S APPROACH TO THE REHABILITATION OF JUVENILE OFFENDERS

The County of Riverside assumes the primary role in the rehabilitation of juvenile offenders who reside in the cities and unincorporated areas of Riverside County. All youths who are referred to the Riverside County Juvenile Justice system are dealt with at the county level, with the exception of youths who are referred to the Division of Juvenile Justice for rehabilitation, after adjudication by Riverside County Juvenile Courts. While the Riverside County Probation Department has assumed a lead role in this endeavor, there has been a strong history of collaboration with law enforcement, the District Attorney's Office, Mental Health, Department of Public and Social Services, County Office of Education, and the Superior Courts on issues pertaining to juvenile justice planning and program development.

During the preceding decade, the county has attempted to incorporate a "balance model" in developing local juvenile justice programs by addressing needs throughout the juvenile justice continuum. Riverside County has balanced prevention with intervention, suppression, incapacitation and treatment in a sound model of juvenile justice management. The Riverside County Probation Department is responsible for operating three juvenile detention facilities and two county residential treatment facilities. The county probation department is also responsible for housing all youths under the age of 18 facing charges in adult court and those 18-25 still under the jurisdiction of the Juvenile Court.

### County's rehabilitation programs for juvenile offenders

The Riverside County Juvenile Justice system currently utilizes the following rehabilitation and recidivism-reduction programs:

Prevention Services: The County of Riverside provides early intervention to delinquent, pre-delinquent and incorrigible youths who are referred by schools, law enforcement and parents.

- School Attendance Review Boards: The Riverside County District Attorney's Office actively works with local county school district School Attendance Review Boards to address attendance issues.
- Referrals to Community Based Organizations: Youths who meet specific criteria are referred to community-based organizations, which provide counseling or prevention classes that address specific issues, such as drugs and alcohol abuse.
- Youth Accountability Boards: This is a diversion program under the direction of a Senior Probation Officer staffed by volunteers who work with at-risk youth and low-level offenders. These boards operate in the cities of Riverside, Moreno Valley, Temecula, Jurupa and Murrieta.
- Youth Diversion Team: This program operates in the city of Corona. A deputy probation officer and Corona police officer work together to serve at-risk and low-level offenders.
- Youth Accountability Teams: Twenty teams consisting of 28 probation officers, 28 law enforcement officers, 10 District Attorney staff and community-based counselors are located at one police station and 27 school sites. Established in 2001, the YAT teams work with individual cities and school districts by utilizing a collaborative approach to assess and deal with at-risk youth and low-level offenders. Teams collaborate to assess each youth's needs and provide treatment services, supervision and intervention to minimize recidivism.



- Informal Supervision: Certain youths who are referred to the County Probation Department are placed on informal probation pursuant to the criteria established in Section 653.5 of the Welfare and Institutions Code. They are provided probation supervision by deputy probation officers assigned to probation field offices. Youths appearing before the Juvenile Court may also be granted informal probation supervision by the court. Youths supervised on informal probation usually receive a consequence such as completion of community service hours or writing an essay or apology letter, and treatment to address specific needs. Supervision is limited to six months, unless extended by the court at the review hearing.
- Deferred Entry of Judgment pursuant to section 790 WIC: After admitting allegations before the Court, youths may be supervised under provisions of this program for up to three years. Youths granted deferred entry of judgment usually receive a consequence and treatment similar to youths placed on or granted informal probation. Progress is reviewed by the Court after one year.

Intervention Services: Youths receiving supervision pursuant to court order or referred to Probation Department prevention services are referred to department sponsored programs such as juvenile hall tours, jail tours and shoplifting classes. Parents are referred to department sponsored programs such as the Juvenile Awareness and Intervention Program at Southwest Juvenile Hall, which seeks to educate parents regarding the juvenile justice system and provide referrals for community-based intervention programs. Parents may also be referred to Parent Project parenting classes administered by the department.

Community-based intervention programs vary by geographical location but generally are provided by the Department of Mental Health or subcontractors affiliated with the

Department of Mental Health, as well as private providers. Programs may be short- or long-term, and may include individual or group sessions for education or treatment to address issues such as substance abuse, gang intervention, anger management, family conflict, and educational or vocational assistance.

As a pre-placement preventative intervention, the Probation Department, in partnership with the Department of Mental Health, provides intensive supervision and treatment through the Wraparound Program. Probation officers and mental health workers act as treatment teams to assess family needs and provide assistance in accessing services within the community.

Post-placement services include an enhanced aftercare program, which provides intensive probation supervision and support for youths released from county placement facilities to minimize the potential for recidivism and reinforce training and values learned during out of home placement.

Suppression: The County of Riverside currently funds eight gang task forces consisting of Riverside County Sheriff Deputies, District Attorney Investigators, probation officers, state parole agents, city police officers and California State Department of Justice personnel. This collaboration works diligently in Riverside County to suppress gang violence, and crimes associated with the gang lifestyle. These task forces also provide gang prevention presentations throughout the communities they serve. Gang task force deputy probation officers also supervise Division of Juvenile Justice parolees released to Riverside County.

Three street level drug task forces also operate in Riverside County. Their members mirror the gang task forces. The mission of the drug task forces is to suppress street level drug trafficking. These teams also set up "School Buy" programs where State Department

of Justice undercover agents enroll in community high schools as students and attempt to purchase controlled substances from students with the intent to arrest student drug dealers at the completion of the program.

Incapacitation: The County of Riverside has five juvenile institutions that are operated by the Riverside County Probation Department. Three facilities are juvenile halls. Two facilities are residential treatment programs. One additional camp/treatment program, the Youthful Offender Program, is temporarily housed at Indio Juvenile Hall.

Riverside Juvenile Hall has a rated capacity of 187. Historically this site serviced the western portion of the county. Southwest Juvenile Hall has a rated capacity of 99 and services the central area of Riverside County. Indio Juvenile Hall has a rated capacity of 152. It has traditionally serviced the eastern end of the county. The Youthful Offender Program currently utilizes 70 of the Indio Juvenile Hall beds, reducing the detention capacity to 82. A large number of youths from the eastern end of the county are now transferred to the central and western end of the county for housing in order to allow for the Youthful Offender Program population.

Treatment: Twin Pines Ranch has a bed capacity of 70 and is a treatment facility for 15- to 18-year-old males. Van Horn Youth Center has a bed rated capacity of 44 and is currently a treatment facility for 13- to 15-year-old males. The Youthful Offender Program began in response to SB81 and is designed to reduce criminal behavior of high-risk youthful offenders by placing them in a structured treatment program. The Youthful Offender Program works with a juvenile offender population, ages 14-19. The program emphasizes education, vocation and intensive mental health treatment.

## Evaluations of county rehabilitation programs for juvenile offenders

Three of the residential treatment programs operated by the Riverside County Probation Department were reviewed by probation department administrators during the past six years. Twin Pines Ranch is a 7-1/2 month to 10-month residential treatment program. The rehabilitative services received by youths included the "*Structure of Intellect/Vision Program*" (from 4 to 26 weeks), gang Intervention (8 weeks), substance abuse intervention (8 weeks), "*Anger Regression Training*" (12 weeks), parenting classes for the youths (8 weeks), domestic violence prevention/intervention (6 weeks) and victim awareness (8 weeks). The Twin Pines Ranch youths also receive individual counseling, vocational training and traditional classroom education.

In July of 2007 the records of 137 youths who graduated from the Twin Pines Ranch program, between January 1, 2005 and June 30, 2007, were examined to determine their recidivism rate. For the purpose of evaluation, recidivism was defined as a subsequent arrest with a sustained petition or adult conviction. The period of time reviewed was 2-1/2 years. Graduates examined were released from the program for as long as 2-1/2 years, to as little as one day prior to the evaluation. Riverside County and San Bernardino probation records were reviewed along with adult criminal court records for those counties. The total number of Twin Pines Ranch graduates with sustained juvenile court petitions and adult court convictions was 37. This translated to a recidivism rate of 27%.

At the time of evaluation, Van Horn Youth Center was an 8- to 10-month residential treatment program for 12- to 16-year old boys and 12- to 18-year old girls. The rehabilitative services received by these youths included the "*Structure of Intellect/Vision Program*" (from 4 to 26 weeks), gang Intervention (8 weeks), anti-substance abuse classes (8 weeks),

parenting classes for the youths (8 weeks), and victim awareness (8 weeks), The Van Horn youths also receive family counseling, individual counseling and group counseling for 8 to 10 months. They also receive traditional classroom education supplemented with special education enhancements when necessary.

In March of 2004, Van Horn Youth Center graduates were reviewed. The records of 38 youths who graduated from the program between January 1, 2002 and December 31, 2002, were examined to determine their recidivism rate. For the purpose of evaluation, recidivism was defined as a subsequent arrest with a sustained petition. Graduates examined were released from the program for as long as two years, three months and as little as one year, three months prior to the evaluation. Riverside County Probation records were reviewed. The total number of Van Horn Youth Center graduates with sustained juvenile court felony and misdemeanor petitions was 12. This translates to a recidivism rate of 31%. Twelve youths had technical violations of probation filed against them. Overall 69% of the Van Horn Youth Center graduates were not arrested for new law violations and 74% were not arrested for new felony offenses.

The Youthful Offender Program is a 12-month residential treatment program for 15- to 19-year old boys and girls who are high-risk youthful offenders in need of a structured, secure environment. The rehabilitative services received by these youths include, gang intervention (8 weeks), substance abuse intervention (8 weeks), "*Anger Regression Training*" (12 weeks), parenting classes for the youths (8 weeks), and victim awareness (8 weeks). They also complete Skill Building and Moral Reasoning (10 weeks), Thinking for a Change (12 weeks) Life Skills (8 sessions) and the Why Try (12 weeks) programs. The

Youthful Offender program youths also receive individual counseling, vocational training (at Twin Pines Ranch) and traditional classroom education.

In November of 2008, Youthful Offender Program graduates were reviewed. The records of 12 youths who graduated from the program between April 1, 2008 and October 31, 2008, were examined to determine their recidivism rate. For the purpose of evaluation, recidivism was defined as a subsequent arrest with a sustained petition or adult conviction. The period of time reviewed was a six-month period during 2008. Graduates examined were released from the program as long as eight months to as little as two months prior to the evaluation. Riverside County probation records were reviewed. The total number of Youthful Offender Program graduates with sustained juvenile court felony and misdemeanor petitions was four. This translates to a recidivism rate of 33.3%. One youth had a technical violation of probation filed against him. Overall 66.7% of the Youthful Offender Program graduates have not been arrested for new law violations.

#### **Future plans for the rehabilitation of juvenile offenders**

The County's plans for the rehabilitation of juvenile offenders are focused on the modification and improvement of existing programs and the construction of a modern, secure treatment facility that is conducive to the rehabilitation of juvenile offenders. It is the intent of the county probation department to integrate the various components of the county juvenile probation system into a service delivery system that is more consistent county wide.

A priority will be the implementation of a risk/needs assessment that will determine a minimum, moderate or maximum supervision level for the juvenile offenders supervised by the probation department. A uniform method of assessing youths will be established

countywide. The probation department intends to continue the implementation of evidence-based programming and supervision strategies for youthful offenders.

An additional goal of the probation department is to expand the level of mental health staffing to provide a comparable level of service in all probation department facilities. This will be accomplished in collaboration with county mental health.

Capital improvement projects to enhance the security systems of the department's juvenile detention facilities have been initiated and funded with County General Fund monies. The department's current goal is the construction of a secure residential treatment facility to house the Youthful Offender Program which serves high-risk youths who are no longer sent to the Division of Juvenile Justice. The department plans to obtain State construction grant funds to partially offset the costs of this project. The construction of this facility will free up the 70 beds currently being used at Indio Juvenile Hall to once again be used for detention purposes. By demolishing the existing 44-bed Van Horn Youth Center and reconstructing the facility as a 100-bed secure treatment facility, the department will achieve a net gain of 56 beds.

This plan will allow youths in the Western part of the county who have been transferred away from their families to be returned to a facility in their community. This may assist them and their families to receive services in their local community that will aid in their reintegration back into the community.

#### **Assessment tools and practices**

The Probation Department has contracted with [Assessments.com](http://www.assessments.com) to implement the Positive Achievement Change Tool (PACT) which was developed by the Northern California Probation Consortium to assess juvenile risk of re-offending and their criminogenic needs.



The PACT assessment is a comprehensive, evidence-based, risk/needs assessment designed to identify the individual risk and protective factors/strengths for each youth. The benefit of measuring both protective and risk/needs provides the juvenile justice professional the opportunity to better match the youth's current needs with appropriate programs and services. Youths are evaluated and assessed utilizing the PACT Assessment Tool upon admission to YOP and throughout the course of treatment. This tool measures and tracks the progress of each youth participating in the YOP program. Other factors to be considered for youths entering the program include:

1. Seriousness of Adjudicated offense
2. Gender – separation of juvenile boys and girls
3. Age level – separation of physically and developmentally younger teens from physically and developmentally older teens.
4. Educational level – separation of youth during school programming based upon their educational level and Special Education needs.

### **Assessment findings**

All assessment findings will be utilized to develop a comprehensive treatment plan that identifies the course of treatment and programming necessary for the rehabilitation of the Youthful Offender Program youths. The treatment plan and medication compliance will be discussed with the youth, and specific goals will be set regarding completion of program components and the youth's ability to model acceptable behavior.

An assessment of the youth's outstanding obligations to the court, such as victim restitution, apology letters or community service work, will be determined by the probation department group counselor assigned as the youth's caseworker. The group counselor will

meet monthly with mental health and education staff to review the youth's progress, update the treatment plan, and reassess risks and needs. The group counselor will share assessment and progress information with the aftercare deputy probation officer after the youth has completed 30 days in the program. The aftercare probation officer will be responsible for assessing the home environment and implementing a treatment, maintenance or support plan upon release.

#### **Classification system for the proposed facility**

Youthful Offender Program classifications will include an entry/induction status, during which testing is completed, expectations are explained and programming is initiated. Following this status, youths are placed in general population status during which time their programming continues through Phase I and Phase II of the program. Youths who exhibit behavior problems, especially violent behavior are returned to entry/induction status until they demonstrate compliance with the program expectations.

#### **PROJECT NEED**

The Riverside County Probation Department has completed a needs assessment, which has been submitted with this application for review. The County's needs assessment, specific to this proposal, identifies the need for construction of a secure treatment facility, which Riverside County does not currently have in its continuum of care. This new facility will add treatment beds and improve rehabilitative services for youths who have failed other treatment options, including supervision within the community, private placement facilities, and county placement facilities. These youths are being served by the department's Youthful Offender Program which is currently housed at Indio Juvenile Hall.

Consideration was given to housing the Youthful Offender Program at one of the department's two existing treatment facilities, Twin Pines Ranch or Van Horn Youth Center. Neither of these facilities was deemed appropriate for this population of youth as the locations are not conducive to providing the necessary level of security and structure required by this population.

The department's decision to house the Youthful Offender Program at Indio Juvenile Hall beginning in September 2007, resulted in occupying space that would otherwise be used for 70 detention beds. The department's average daily detention population has remained under maximum capacity since inception of the Youthful Offender Program. However, population projections and a steady increase in juvenile bookings over the last four years indicates the county's juvenile detention population cannot be expected to remain low and the county will need to utilize all of its designed detention beds for detention purposes.

#### **Statistical data to support the needs assessment**

Riverside County is one of the largest and fastest growing counties in California. According to the California Department of Finance, the County's population grew from 1.31 to 2.12 million over the past 15 years (61% increase) and is projected to grow to 2.98 million over the next 15 years (127%) and 3.24 million (147% increase) over the next 20 years.

The juvenile population in Riverside County has increased from 193,482 in 1997 to 254,117 in 2008, which represents a 31% increase. This population is projected to reach 290,041 by 2013 (a 14% increase over the next five years), and 434,656 in the next 20 years (a 71% increase from its current level).

Data on juvenile hall bookings from 1996 to 2007 reflect no significant increase in the number of annual bookings primarily due to a steady decline in bookings from 1996 to 2004. This can be attributed to policy decisions made in the late 1990's to alleviate overcrowding that led to the construction of Southwest Juvenile Hall, which opened in 2001. Due to staffing shortages in the county, these policies have remained in place in order to meet department budget requirements. However, from 2004 to 2007, bookings have increased from 3,396 to 4,163, a total of 767, or 5.75 % annually.

Riverside County has no secure treatment facility in which to rehabilitate the high-risk youth mandated to be served locally by SB 81. Currently, the department's designated treatment facilities are not secure, but do provide a total of 114 non-secure beds. The Youthful Offender Program currently operates in a secure detention facility that lacks adequate ancillary space to conduct treatment or vocational programming and is not geographically located to maximize community resources and family treatment. The proposed project to replace 44 non-secure treatment beds with 100 secure treatment beds would provide the system with a net gain of 56 beds while returning 70 detention beds to Indio Juvenile Hall. This net gain in beds will increase the board rated capacity by 10% while the at-risk juvenile population is expected to increase 14.1% by 2013. Opening this 100-bed facility will enhance Riverside County's ability to meet the detention and treatment needs of the projected population in 2013.

#### **Security, safety or health needs**

As stated above, the department's existing treatment facilities cannot provide the level of security required by the Youthful Offender Program. Twin Pines Ranch is a working ranch located in a remote mountain region of Riverside County. The facility is not secure

and the ranch environment is not conducive to the level of structure and supervision required by the Youthful Offender Program population. The remote location is also not conducive to meeting the mental health needs of this population who often experience mental health crises and require services in a mental health treatment environment.

Van Horn Youth Center is a non-secure, 44-bed treatment facility located in the city of Riverside. While its proximity to services is ideal, the actual physical plant is aged and the quality of construction and facility design is not conducive to housing the Youthful Offender Program Population.

**Program and service needs.**

Currently, the Youthful Offender Program is housed in three separate buildings within the confines of Indio Juvenile Hall and consists of 70 beds (50 male and 20 female). Problems inherent in housing the program in this facility are as follows:

- The detention environment is not equipped for the treatment of youths.
- The existence of the Youthful Offender Program is occupying detention bed space in the eastern region of the county, resulting in transportation of youths to detention facilities outside of their home environment.
- The Youthful Offender Program requires significant involvement of the community and family to assist in the positive reintegration of the youth into the community. Currently, a majority of the youth placed and waiting to be placed in the program (77%) are from the western and central geographic portions of the county. While the present location is in the eastern portion of the county, the geographical distance involved presents challenges for parents and for the delivery of services related to education and vocational training.

- The limitation of 70 beds has created waiting lists of youth who now languish in juvenile hall, without treatment, for up to four months awaiting placement in the program.
- Lastly, a primary component of the Youthful Offender Program is involvement in vocational training. In the current location, the youths involved in the program lack the ability to access a wide variety of vocational opportunities and have to be transported to other locations for programming. This requires an enormous investment of staff time and resources.

The proposed construction will provide a secure treatment facility that utilizes the most recent technology, such as security cameras, lighting, computers, data lines and control center to insure the safety and security of youths, staff and the community. The interior design will promote an atmosphere where staff can effectively connect and mentor youths, while remaining in a safe and secure environment utilizing technology. Youths placed in the Youthful Offender Program have demonstrated a need for intense security and supervision based on their extensive criminal conduct in the community, failed attempts at residential treatment, run-away history and assaultive behavior. Although the program is designed to serve high-risk youths, the main focus of the program is to provide rehabilitation and treatment. Through the use of security fencing, the facility will contain a secure barrier to prevent escapes into the community.

The Youthful Offender Program will also provide a continuum of care to allow for less restrictive measures as the youths transition through the program. The program will provide opportunities for each youth to identify their personal and family issues and to identify the causes for their criminal behavior. The program will become less restrictive as the youths

transition through the program and meet their treatment goals. The youths will be given opportunities through developing educational and vocational skills to return to the community with adequate coping mechanisms to meet the challenges of daily life.

Completion of the Youthful Offender Program includes three distinct Phases. Phase 1 is the behavior modification segment that includes the entry/induction and general population status and ranges from three to four months. Phase 2 is the behavior modification/vocational segment that ranges from four to twelve months. Phase 3 is the aftercare component that begins when the youth completes Phase 2 of the program and returns to the community. The aftercare deputy probation officer will supervise the youths for a minimum of one year.

#### **Information related to crowding or other non-compliance conditions**

In the mid- to late-1990's the department experienced overcrowding in its detention facilities. In 1996 the addition of juvenile detention beds was established as a priority by the County Oversight Committee in its master plan developed through the Community Options/Punishment Planning Grant sponsored through the Board of Corrections. In May of 1997, the Riverside County Juvenile Justice and Delinquency Prevention Commission notified the Board of Supervisors of the overcrowded conditions in the department's juvenile halls and expressed the need for adequate staffing and secure housing. In June of 1997, the department was granted authorization from the Presiding Juvenile Court Judge for the early release of minors serving custody time in an effort to relieve overcrowding. In December of 1997, the Board of Corrections inspected the Riverside County Juvenile Detention Facilities and both juvenile halls were found to be overcrowded and operating beyond rated capacity. In July 1998, the Fire Marshall ordered Probation to cease using the



Riverside Juvenile Hall gymnasium for housing minors (up to 60 beds). A conditional allowance was later granted with certain restrictions to continue housing 30 minors for overflow at that location. One condition was that the gym remain unlocked, thus reducing the level of security and offenders housed there. In April 1998, the Riverside County Grand Jury conducted its inspection of the detention facilities and found the rated capacity of Riverside Juvenile Hall to be inadequate to meet the need on a daily basis.

As a result of these conditions the department pursued construction grant funding through the Board of Corrections and was able to open Southwest Juvenile Hall in 2001. Overcrowding has not been an issue since that time. There have been no consent decrees nor litigation related to crowding or other conditions of confinement.

#### **RELATIONSHIP BETWEEN CONSTRUCTION PLAN AND REHABILITATION**

With the proposed construction, Phases 1 and 2 of the Youthful Offender Program would be housed in one location, rather than split between Indio Juvenile Hall and the department's treatment facilities. Having a new, secure treatment facility dedicated to the Youthful Offender Program will allow for the development of educational, counseling and vocational programs at the facility in a secure, but treatment-oriented atmosphere, more conducive to rehabilitation. Single building housing allows for transitioning of youth between phases and transitional security rights (lowering levels of security with degrees of success) creating an opportunity to move into a less-restrictive environment within the same facility. The net gain in bed space within the proposed facility would allow for relapse bed space for youths who are unsuccessful in their return to the community. Further, the treatment team can better communicate on a regular basis when all components are housed within one

facility. As an added benefit, the increase in bed space will address the current issue of waiting lists of youth languishing in detention, without treatment.

The proposed construction is located in the western geographic regions of Riverside County. The majority of youth, 77%, placed in the program originate from western and central regions where a greater availability of community resources, such as counseling, education, and vocational opportunities exist.

Finally, the proposed construction allows for the housing of on-site vocational assessment/interest surveying and programming, as well as utilization of community resources in the more heavily populated area of the western end of the county. Vocational programming in Indio Juvenile Hall facility is limited due to its classification as a detention facility.

#### **County's plan for juvenile offender rehabilitation**

The primary focus of Riverside County's previous efforts regarding juvenile offenders has been in prevention and in targeting the pre-delinquent, early delinquent populations. With the introduction of SB81 and the realignment of the Division of Juvenile Justice, the responsibility for non-707(b) WIC offenders was mandated to the local level. The Riverside County Probation Department responded with the creation of the Youthful Offender Program. The program is designed to reduce the criminal behavior of high-risk youthful offenders using a structured treatment program that emphasizes education, vocational assessment and training, and intensive mental health treatment. Additionally, there is an intensive aftercare program involving the family, the treatment team staff and the aftercare deputy working with the youth to set and achieve goals.

The target population in this rehabilitative effort is those high-risk offenders who likely would have faced a commitment to the Division of Juvenile Justice, but are now handled at the local level. As previously discussed, the Youthful Offender Program construction project will provide a centralized, secure facility wherein all facets of rehabilitation will be addressed on-site. The current Van Horn Youth Center facility is antiquated, not secure, has only 44 beds, and lacks the infrastructure to support the necessary mental health, educational and vocational programs.

A modern, comprehensive treatment facility will allow the Probation Department to take a major step in the goal of creating local options for treatment. From the custodial phases to the enhanced aftercare component, the intensive involvement of probation, mental health, vocational and educational staff, as well as family and community resources will come together in one proposed facility to assist youths in receiving treatment locally and improve the county's rehabilitation efforts.

The development of the Youthful Offender Program represents the final piece in a system of graduated sanctions at the local level of juvenile justice. In August, 2005, the U.S. Department of Justice, Office of Juvenile Justice and Delinquency Prevention, published a bulletin named *Planning Community Based Facilities for Violent Juvenile Offenders as Part of a System of Graduated Sanctions*. In this bulletin, studies reported that placing youths in large facilities removes most youth from their community environments and local cultures. This increases alienation and isolates youth exclusively with other delinquent peers and "tends to exacerbate, rather than mitigate, the law-breaking tendencies of youthful offenders." The bulletin further cites the most effective strategy for treating and rehabilitating juvenile offenders and preventing recidivism is a comprehensive,

community-based model. Riverside County's Youthful Offender Program is such a program and the proposed construction would house the program locally on a smaller community-oriented basis.

### **Effectiveness evaluation**

In its current housing configuration, the Youthful Offender Program does not have an evaluation process in place, except for placement rate, removal rate and post-release recidivism statistics. As the program is still in its infancy, long-term effectiveness has not yet been established, nor have evidence-based outcome measures been implemented. Additionally, the program, housed as it is in a detention facility and with its current treatment delivery system, evaluation on a continuum is difficult. The availability of all staff to come together on a regular and frequent basis is hindered by their disjointed locations.

Under the proposed construction, with one facility housing all facets of the program, there is better opportunity for open lines of communication of all treatment components and staff. The self-contained facility fosters and enables the flow of information, assessments and evaluation of individual components and phases as a whole. The entire treatment team can have meetings based on upcoming monthly, quarterly, phase and discharge planning sessions. Representation from all involved disciplines can be in attendance to provide ongoing and continual feedback and evaluation of specific components and youths. Pre- and post-educational and risk/needs assessments will be used to monitor the effectiveness of the program.

Using youths who are currently committed to the Division of Juvenile Justice as a comparison group, the Youthful Offender Program will evaluate long-term post-discharge success of rehabilitative efforts at 30-, 60-, 90-day, then regular quarterly intervals. This

evaluation will include, but not be limited to, recidivism rate, employability and post-discharge educational pursuits.

### **Support of rehabilitative services**

The location of the proposed construction will allow greater interaction with community-based resources such as colleges, work development sites, medical, dental, mental health, substance abuse and cultural activities. The proposed facility, designed with rehabilitation, treatment and security in mind, will be far more conducive to the rehabilitation of youths than the current detention facility environment. The proposed construction will:

- Restore 70 Indio Juvenile Hall detention beds back to the eastern region of the county, enabling families of incarcerated youth to have access to their children and provide a net gain of 56 treatment beds in a secure environment.
- Reduce the waiting lists of youths currently languishing in juvenile hall for up to four months without treatment programming or rehabilitation efforts.
- Be located in the western geographic region of the county, from where a majority of its participants originate and where a greater availability of community resources exists.
- Allow for transitioning of youths between phases and transitional security rights creating an opportunity for successful youths to move into a less restrictive environment within the same facility.
- Provide additional space within a single facility for relapse bed space.
- Allow for on-site vocational assessment/interest surveying and programming.
- Allow for all components of the program, including education, mental health and vocational services to be housed within the facility.

## DETENTION ALTERNATIVES

### Issues relating to crowding

Over the course of the last ten years, the detention population in Riverside County has swelled to 114% of Board Rated Capacity (BRC) and thinned to 87% of BRC. At the height of the overcrowding in 2001, three events occurred which relieved the situation: Southwest Juvenile Hall was opened, adding 99 detention beds; Indio Juvenile Hall opened an additional 52 detention beds; and the Youth Accountability Teams were implemented as a prevention and early intervention program.

The combination of additional detention beds and 2,500 youth per year being diverted by the Youth Accountability Teams from the system addressed the crowding concerns. The department subsequently converted a total of 70 detention beds between 2002 and 2006 to treatment beds at Indio and Riverside Juvenile Halls as an alternative to commitment to the Division of Juvenile Justice. In response to SB81, the department created the Youthful Offender Program and utilized those same 70 detention beds for program implementation at Indio Juvenile Hall. When the Youthful Offender Program was created, services were expanded to provide more educational opportunities, life skills training, and potentially more vocational opportunities. However, detention facilities are not conducive to treatment because they generally lack sufficient space to provide the necessary treatment programming.

While these measures have allowed the department to implement a new treatment program, the utilization of 70 detention beds for a treatment program is problematic. The Needs Assessment conducted by the department project a growth in the juvenile at-risk population of 14.1% by 2013 and a growth trend in the number of arrests among the

juvenile at-risk population. The analysis of this data indicates the department will need to recoup its detention beds for the expected increased growth. Construction of the proposed secure treatment facility will allow the department to recover the 70 detention beds at Indio Juvenile Hall in order to meet the future demand for detention.

**Programs designed to decrease juvenile hall population**

As Riverside County continues to be one of the fastest growing counties in California, the need for a broad spectrum of interventions for at-risk youth remains constant. While traditional services, such as probation supervision of court adjudicated offenders, is the foundation of Riverside County Probation Department's services, prevention and early intervention services to stem the flow of youthful offenders were put in place in recent years. Some of these programs are directly related to a reduction in detention; however, some impacted detention by diverting youth away from the formalized Juvenile Court process.

**Home Supervision:** Youth are released from juvenile hall prior to disposition, either by Probation at the booking process, or by the Court at the detention hearing. These youths are closely monitored at home and school pending their future Court dates. The Home Supervision Program was first put into place in 1998 when juvenile hall overcrowding was at its height.

**Release on Promise to Appear:** Much like the home supervision program, low level offenders booked in to juvenile hall are released prior to detention hearing. These youths and families agree to appear at a future date for Probation intake and assessment.

**Work Release Program:** Court adjudicated youths are sentenced to supervised community service hours in lieu of detention. This program is administered at each juvenile hall site in the county and includes a mandatory Victim Awareness component.



**Juvenile Day Treatment Program:** From 1998 to July 2008, the Department operated a day treatment program in Riverside. A second program was opened in 2000 in Indio and a third in Perris in 2007. The Day Treatment Centers were designed as an alternative to detention and/or out-of-home placement and provided door-to-door transportation, coupled with on-site education and mental health treatment. The Centers were closed in June 2008 as a cost cutting measure due to budgetary constraints.

**Wraparound:** In collaboration with the Department of Mental Health and the Department of Social Services, the Probation Department currently has three Wraparound caseloads located in Indio and Riverside. The youth on these supervised caseloads would have previously been placed at high-cost group homes and facilities. These youth present with a number of challenges, including dysfunctional family relationships, mental health diagnoses, educational barriers, and behaviors which make them difficult to place in residential treatment. The Wraparound program allows them to remain in their homes, or transition from the group home to their homes much earlier, by providing intensive services to the youth and their families, including extended family members. This is the portion of the population that previously languished in detention while the department attempted to locate a suitable residential treatment facility.

**Youth Accountability Teams:** With the passage of the Schiff-Cardenas Juvenile Justice Crime Prevention Act in 2000, the Riverside County Probation Department re-tooled and expanded programs, partnering with the District Attorney, local school districts and local law enforcement to target first-time, low-level offenders. The program agencies intervene with youth before they enter the juvenile court system. Youths are referred by law enforcement, parents, schools, friends, or self-referred for behavior including criminal acts, substance

abuse, incorrigible behavior, school attendance, behavior or performance issues, and mental health issues. Upon assessment, youths are both counseled and provided with referrals for services. They enter into a behavior contract with their parents and the Youth Accountability Team for a period not to exceed six months and/or are referred to Probation Intake for more formalized action. Over 80% of the youth successfully completing the contract portion of the program had no subsequent court action for three years following completion of the program.

### **Minority populations**

According to the California Department of Justice in 2007, the rate of arrest for at-risk minority youth in Riverside County was 48.98 arrests per 1000 minority youths. This number is up from 2006, when the rate was 42.29 arrests. Over the same time period, the minority at-risk population decreased by one percent. It should be noted that the non-minority at-risk population increased by 32% in 2007, while the rate of arrest for this population decreased from 37.90 arrest per 1000 in 2006 to 29.82 arrests per 1000 in 2007.

While there is disproportionate minority contact in initial arrests, the differences between white and minority youths lessen as the youths move through the Court process. Utilizing the 2007 data from the California Department of Justice, the rate of petitions filed on minority youths is 37.07 per 100 referrals received, and the rate of petitions filed on non-minority youths is 34.97 per 100 referrals received. 65.2% of the petitions filed on minority youths result in a delinquent finding and 63.8% of the petitions filed on non-minority youths result in a delinquent finding.

At this time Riverside County Probation Department is not addressing disproportionate minority contact in any of their practices. It requires closer examination to

determine what factors are contributing to the variances. Some of the areas requiring further study include the seriousness of offenses alleged, the prior delinquent history of the youths, family structure and support, community support and resources, as well as educational needs and public safety concerns.

#### **SCOPE OF WORK AND PROJECT IMPACT**

The proposed scope of work payable from State funds and County matching funds, will construct a 100-bed secure treatment facility. The proposed facility will contain administrative offices, nursing and medical facilities, school classrooms, vocational classrooms, multi-purpose/conference rooms, mental health services and offices, kitchen and dining facilities, Intake room with security room, vocational work areas and offices, maintenance/laundry facilities and offices, and recreation space as required by the California Code of Regulations, Title 24. The new facility will meet the essential needs of the youths in treatment. It will also meet the new generation design specifications, provide for a 30-year life span and be designed as a "green" environmental/ecological structure. The Environmental Impact Report will facilitate compliance with laws, regulations, unsuitable conditions, safety, security and health matters.

Presently Van Horn Youth Center occupies this property, but due to the age of the facility and structural design it is not defined as a secure facility to house maximum security youths. The youths ordered to Van Horn Youth Center would be re-located to another County placement facility when this site closes, allowing for the new treatment facility to be built. The existing population at Van Horn Youth Center averages approximately 26 youth that would be re-assigned within the county.

Although Riverside is a large county, it does not have a secure treatment facility designed to provide rehabilitation services to high-risk juvenile offenders. The department's Youthful Offender Program is currently housed in a detention environment at Indio Juvenile Hall. This existing program location is able to meet the security needs of the Youthful Offender Program population, but is not conducive to treatment and life skills programming. Indio Juvenile Hall does not have the necessary space for group and individual therapy, vocational training, or the infrastructure to support the therapeutic programs.

The proposed construction includes group and individual therapy rooms, vocational classroom and workshop space, and administrative office space for Probation, Education, Mental Health and Medical staff. Additionally, construction of the proposed facility will improve the department's continuum of services by providing a secure treatment facility located in western Riverside County where services are more abundant and the majority of participant's families reside. This increases opportunities for youth to participate in educational and vocational services as well as job training and placement. Opportunities to utilize community-based organizations in treatment programming are also enhanced and will serve to better connect youths to mentors and services upon return to their community.

The proposed construction will be built with cost effective "green building" principles designed to achieve a LEED Silver Certification. Energy efficiency guidelines for the occupied spaces will result in roof and exterior wall insulation 15% greater than the minimums required by Title 24. It is assumed that the exterior windows will be double glazed. Significant eaves and perimeter arcades will shade exterior walls and substantially reduce heat gain during much of the year. Occupancy sensors and programmable lighting controls will also reduce energy consumption.

Passive systems such as solar hot water heating, photovoltaic panels, and thermal energy storage and off-hour cooling will be studied and incorporated wherever these approaches are cost effective from a life cycle perspective.

Construction materials are another area where sustainability principles will be incorporated into the design specifications. Demolition of the existing facility will entail recycling of asphalt, concrete, and reinforcing steel. New construction will use recycled aggregates, wood products from certified renewable sources, and carpet from recycled materials. Specifications for landscaping will require drought-resistant plantings (xeriscape), thereby reducing water consumption. Gray water systems for landscape use will be analyzed and implemented if life cycle studies so dictate.

This structure will support new information technology through the use of cameras, data input lines, computers, control area, telephones and a public address system. The technology will be state of the art.

#### **ADMINISTRATIVE WORK PLAN**

At the present time, the planning process for the Youthful Offender Rehabilitative Facility is in preliminary stages. The needs assessment is included with this proposal. The County's juvenile correctional and rehabilitative programs have been evaluated and the need for a new facility is compelling. At the present time the following aspects of planning the physical construction have been completed:

- Site selection has been completed after the analyses of five potential sites.
- A preliminary architectural program for the facility has been developed.
- A cost effective design concept has been developed as well as the environmentally conscious guidelines for a sustainable "green" project.

A project budget has been developed and the County has carefully studied the viability of the Cash Match and the In-Kind Match as well as operational costs. The summary of the project budget is in Section 1B of this proposal.

A Master Schedule has been developed which covers activities from the current SB81 grant application process all the way through the stages of design, bidding, construction, project closeout, and occupancy by Spring 2013. The summary of Key Events is included in Section 3: Project Timetable and the detailed Master Schedule is included in Appendix 1.

### **Project design and timeline**

The Master Schedule included in Appendix 1 provides an outline of the County's project management plan and the steps of the project from initial CSA and SWPB approvals through the design process, bidding, and construction. From the start of the design to the award of the construction contract is two years. The construction timeline, inclusive of the project closeout, move-in and occupancy periods is approximately one year and nine months. The County will use the project delivery approach of design-bid-build. The major entities in the contractual structure of the project will be the County (as Owner), the State (CSA and SWPB), the Architect, the Construction / Project Manager, and the General Contractor. This is a proven approach for the County and it unequivocally meets the requirements for State funding and the Public Contract Code. The completed facility will be in total conformance with operational, fire-life safety and physical plant standards as contained in Titles 15 and 24, CCR as well as achieving a Seismic Performance Level 3 (SPC-3), as required by the SWPB.

## **Team Selection**

The County will begin the formal selection process for the project design team immediately after receiving the conditional Intent to Award funding. The selection process begins with a request for Statements of Qualifications, followed by an evaluation period during which a short list will be established. Requests for Proposals, interviews, final selection, and Notice To Proceed (NTP) with design services from the County Supervisors complete the three month process. A similar selection process for a construction/project management consulting firm will run concurrently with the selection of the design team so that the technical support and guidance necessary for the development of a solid and successful design will be in place at the outset of the design phase of the project.

## **Conceptual Design**

The first phase of design involves the development of further details regarding the space program such as adjacencies and specific room requirements. The team will provide a conceptual layout of the site development showing the building footprints, parking and vehicular circulation, and recreational fields and facilities. Issues such as architectural styles, security and fencing and perimeter landscaping will be resolved and documented with sufficient detail to move the formal and public CEQA process to a successful conclusion within five months of the NTP to the design firm. During this period, baseline civil plans of existing conditions (topographic information and layouts of all existing onsite and offsite utilities) will be produced. Geotechnical and hazmat surveys and reports will also be undertaken and completed during this phase.

## **Schematic Design**

This three-month phase of design involves documentation of dimensioned floor plans showing all rooms, building elevations, building sections, roof plans, basic structural designs for foundations and framing, preliminary plans and layouts for mechanical and electrical systems, site plans delineating hardscape and softscape development, and civil plans showing the layout and sizing of site utilities including the basic layout of the grading and drainage plans. Outline specifications for proposed interior and exterior materials will be provided. The sizing for primary mechanical and electrical equipment will be established and included in the plans.

Inasmuch as the Schematic Design Submittal will be reviewed not only by the CSA but also the State Fire Marshall, the documentation by the design team must include a code compliance plan showing occupancies and exiting. There will be accompanying detailed descriptions of the built-in fire-life safety systems and their operational characteristics. Due to the importance of security in this facility, the Schematic Design Submittal will include plans of the security system layout and preliminary equipment selection.

The foregoing information will provide the basis for an assessment of the construction cost and determine whether it is necessary to modify any of the design elements of the project in order to meet budget.

During the Schematic Period the details of the project management structure will be established. A Project Procedures Manual (PPM) will delineate in detail how the team will communicate and document its workflow. The PPM will contain information and data to give each member of the project team a basic understanding of the project program, design, scope, quality guidelines, scheduling criteria, cost management methods and management



information systems. The PPM is a working document and will be reviewed and updated at the end of each project phase by the owner, the design team and project staff.

During the Schematic Phase there will be a concurrent work effort to bring the CEQA compliance process to a successful conclusion so that the appropriate documents may be submitted to the CSA and the SWPB along with the Schematic Design documents.

Inasmuch as the State's real estate due diligence process requires information on, among other things, "...ground/soil analysis, topography, hydrography, environmental impacts..." [RFP p.15], this effort can not realistically be completed before the end of the Schematic phase. The County and their consultants will collaborate in providing the information needed for the due diligence process and the SPWB submittals.

During this phase, the County will also develop an Operational Program Statement as defined in Title 24, CCR and include it with the Schematic Submittal to the CSA.

### **Design Development**

During the Design Development phase, the design documents will expand on the approved schematic submittal. This phase will see substantial increase in information in plans, sections, details, and specifications in each of the major design disciplines: architectural, structural, mechanical and electrical, civil, and landscape. The design palette will be completed and material selection, colors, textures and finishes will be chosen. This applies not only to the interior and exterior finishes, but also to such elements of the project as the electrical fixtures, doors and finish hardware, signage and landscape.

Technical issues such as the roof and wall assemblies (involving detailing to prevent water intrusion as well as the insulation values) will also be largely resolved during this phase. The technical details of the energy profile for the project will also be completed

along with the other environmental aspects that enter into the formal application for a LEED Silver Certificate.

A program validation document will be provided by the architect that demonstrates that the Design Development plans faithfully and completely reflect the Approved Program, that all areas have been included and that no additional areas or features have crept in.

The Design Development package will provide the basis for a solid estimate based on quantities and qualitative details to a much greater degree than possible during the preliminary budget studies at the Conceptual and Schematic phases. The Design Development estimate will provide the backdrop for value engineering studies which either validate that the design is as efficient and cost effective as possible, or provide alternatives which will better meet budgetary constraints and operational needs.

In addition to estimating and value engineering, the construction management activities at the conclusion of this phase include the first of a series of constructability and systematic document reviews which determine if the design team's quality assurance and quality control program is effective and resulting in a clear and comprehensive set of fully coordinated documents.

The Design Development package will be submitted to the CSA, CSFM (California State Fire Marshall), and the SPWB for another round of reviews. It is of critical importance that there is assurance by all parties that the project scope, cost and schedule statements, and funding commitments remain within the parameters approved at the outset.

The Master Schedule included in Appendix 1 shows the Design Development phase lasting four months for the design and documentation portion and another six weeks for the reviews and project management analyses and reports.

## **Construction Documents**

During the Construction Document phase (six months for design), the design team and specialty sub-consultants will complete the documents and submit for plan check and permits. In addition to finalizing all the plans and specifications in the basic architectural and engineering disciplines, the specialty sub-consultants will complete their work on the security systems, audio-visual amenities, acoustics, and food service equipment.

During this final phase of design, the Construction Manager will perform constructability and systematic document reviews to validate whether the documents are sufficiently complete and coordinated to proceed through the plan check process and be ready for accurate bidding and construction.

The final document reviews and the final construction estimate will run concurrently with the plan check process. The Master Schedule in Appendix 1 shows a three-month period for the final reviews by CSA, CSFM, SPWB and ultimately the Department of Finance. The County will not commence with the three-month bidding phase until all the requisite approvals are in place.

## **Project management and administration**

Project management functions during the 18 months of construction (Notice to Proceed through Substantial Completion) will be covered by County staff working in conjunction with an outside construction management consulting firm. The County project manager from the Facilities and Project Management department will be the central point of contact between the core project team comprised of the general contractor, the architect, and the construction manager and the group of County departments involved in the project. All input, decisions, and reporting between these entities will be communicated through the

County Project Manager. The County Project Manager will also be instrumental in coordinating the efforts of the County's Information Technology group and the purchasing department so that the procurement and installation of the voice and data networks and the office furniture and workstation systems are integrated into the project schedule.

The County will engage the services of an independent construction management consulting firm which will:

- Provide and maintain a construction management team on the project site to administer the construction contracts and provide continual monitoring of work progress and quality.
- Establish project communications procedures and flow charts and maintain all project record keeping (meeting minutes for construction progress, for issue tracking, and action items, cost reporting, daily activity logs, inspection reports, etc.)
- Establish and maintain formal reporting procedures for LEED Silver Certification.
- Provide document control for 1) contractor submittals and shop drawings, for 2) design team responses to requests for information, bulletins and clarifications, and for 3) monthly updates of as-built documents.
- Provide cost control and management services including detailed assessments of the cost loaded schedule and verify the accuracy of the monthly applications for payments in view of the contractor's actual progress.
- Establish and implement a change order control system. Review and negotiate contractor requests for changes to contract time and/or price, make recommendations about acceptance.

- Coordinate and manage the deputized inspections and material testing by an independent laboratory.
- Confirm that contractor safety programs are being properly implemented and followed.
- Review and confirm contractor schedules to verify that completion dates are achievable and in accord with the owner's goals and contract criteria.
- Perform schedule analysis and management to verify timely contractor performance, recommend corrective action when necessary, and maintain accurate records to refute potential claims.
- Assist design professionals in developing punch lists, verifying satisfactory remediation of deficiencies and determine Substantial Completion.
- Coordinate all closeout procedures and documentation of Operations and Maintenance Manuals, warranties, etc. prior to final contractor payment.

#### **Testing, inspections, and project completion**

Under the auspices of the Public Works department, County staff will perform building inspection services to ensure that the work in place conforms to the approved and permitted set of construction documents. There will also be independent deputized inspectors who will validate that the quality of the materials and workmanship comply fully with the specifications. Additional testing of specialty systems such as fire-life safety systems (fire alarm and sprinklers) and security will be performed by appropriately certified independent inspectors.

An independent testing laboratory will be retained to perform testing of materials such as reinforcing bars, structural steel, concrete, and roofing and validate that these materials are compliant with the specifications.

The County will translate this proposal into a completed project when all construction, testing, and inspections have been completed; furnishing are installed, operational staff are trained, and youths are then moved into the facility.

### **Readiness to proceed**

The County has studied five potential sites for the Youthful Offender Rehabilitative Facility and concluded that the county owned site at the terminus of County Farm Road in Riverside is clearly the most appropriate choice. The site comprises approximately 478,000 square feet, of which as much as 362,000 square feet of level space which could be easily improved for the proposed facilities buildings, parking and recreational areas. An aerial view of the site delineating the area to be developed and the area to remain open space is included in Appendix 2. Additionally, the County has committed to the required cash and in-kind matches and fully staffing and operating the facility within 90-days of completion. Upon notice of intent to award, the County is ready to proceed with the project.

### **COST-EFFECTIVENESS/BUDGET REVIEW**

The County proposes to utilize the \$24,698,105 from the facility construction program to build a new 100-bed secure treatment facility on property it currently owns and occupies to address the needs of the high-risk juvenile offender populations served by YOP. The building of this new treatment facility will free up 70 beds at the Indio Juvenile Hall which is a facility designed for detention purposes and is not conducive to treatment programming, for a net system gain of 56 beds.

The County currently owns adequate property in Riverside, California, the existing site of the Van Horn Youth Center on which it would construct the new secure treatment facility. Property values in Riverside County are extremely high and this options would remove the need for expensive land acquisition for the new facility; therefore, maximizing the funds received in the most cost-effective manner. Additional cost effectiveness benefits include;

- The site has an outdated and inadequate 44-bed non-secure juvenile treatment facility which has been in use since 1973. It is anticipated that the CEQA process will be comparatively straightforward and entail substantially less time and expense compared to other options the County has.
- The site is in close proximity to related County functions and efficient from an operational standpoint.
- The basic utility infrastructure which can support a new 100-bed facility is already in place. Expenditures to improve offsite utilities to support the building program are anticipated to be minimal.
- The size and configuration of the flat portion of the site is efficient in terms of layout for secure single story buildings, areas for visitor, staff parking and deliveries. There are ample open areas for recreation.
- The ability to staff the new facility with existing resources and draw upon the more abundant staff applicant pool that exists on the western end of the County due to larger concentrations of populations and proximity to local colleges and universities.

The County of Riverside will utilize multiple sources of funding in order to construct, staff, and operate a new 100-bed secure treatment facility. To supplement the \$24,698,105

in grant funds being requested, the County plans to utilize one-time reserves and General Fund money from the existing Van Horn Youth Center annual budget to fund the \$5,157,440 cash match. The County General Fund is the source of the \$3,091,500 in-kind match. With regard to the funding the potential \$11 million in annual staffing and operating costs starting in FY 2012/2013 resources include: Youthful Offender Block Grant monies, existing Van Horn Youth Center budget monies, State Juvenile Probation Camp Funds, and growth in the County General Fund or Proposition 172 funds.




APPENDIX I - Riverside County Probation, Van Horn Youth Center

County of Riverside  
 YOUTHFUL-OFFENDER REHABILITATION FACILITY  
 MASTER SCHEDULE  
 December 9, 2008

ID	Task Name	Duration	Start	Finish	2009	2010	2011	2012	2013
1	COUNTY OF RIVERSIDE - PRE-PROPOSAL PERIOD	42 days	11/17/08	1/19/09					
10									
11	STATE OF CALIFORNIA: SPWB, CDCR, CSA	1 day	1/19/09	1/19/09					
12	SPWB, CSA, ESC: views of applications	34 days	1/17/09	2/20/09					
13	CSA & ESC interviews of grant candidates	2 days	2/24/09	2/25/09					
14	CSA conditional intent to Award	0.5 wks	3/26/09	3/26/09					
15	CDCR Certification of successful candidate	4 wks	3/27/09	4/23/09					
16									
17	COUNTY OF RIVERSIDE - DESIGN & CONSTRUCTION	1.5 yr	7/2/09	7/2/10					
18	Design team selection process (advertisements thru contract NTP)	0 wks	4/16/09	4/16/09					
19	County Award of design contract (NTP)	0.5 wks	4/16/09	4/16/09					
20	County submits Site Assurance to CSA	10 wks	3/27/09	6/25/09					
21	DEQA Process (Mitigated Negative Declaration) & submittal to CSA	26 wks	3/27/09	9/24/09					
22	County submits Project Delivery & Construction Agreement to SPWB	29 wks	3/27/09	9/24/09					
23	Final programming and Conceptual Design	10 wks	9/5/09	8/13/09					
24	Schematic Package	13 wks	8/14/09	11/12/09					
25	SPWB, CSA, CSFM & County Reviews of Schematic Package	5 wks	11/13/09	12/24/09					
26	Refine and finalize Staffing & Operating Cost Analyses	12 wks	12/25/09	4/22/10					
27	Design Development Package	17 wks	12/25/09	4/22/10					
28	SPWB, CSA & County Reviews and approvals of Design Development	6 wks	4/23/10	6/20/10					
29	County final design approvals	0.5 wks	6/20/10	6/20/10					
30	Construction Documents Package	29 wks	6/4/10	12/2/10					
31	SPWB, CSA & County Reviews and approvals of final documents	32 wks	12/2/10	3/3/11					
32	Dept of Finance review and approval to proceed to bid; interim financing	4 wks	1/23/10	12/30/10					
33	County plan check, document refinements	13 wks	12/30/09	3/3/11					
34	Board Approval to advertise for bids	10 days	3/2/11	3/2/11					
35	Bidding and evaluation (County & SPWB)	13 wks	3/4/11	6/2/11					
36	NTP for Construction	10 days	6/2/11	6/2/11					
37	Construction	78 wks	6/2/11	1/12/12					
38	Project closeout, move-in	54 days	1/12/12	2/28/12					
39	Execute lease agreements w/ SPWB; issuance of lease-revenue bonds	94 days	11/29/12	2/28/13					
40	Full Occupancy and Operations	0 days	2/28/13	2/28/13					

printed 12/9/08

**APPENDIX 2**  
**Riverside County Probation**  
Van Horn Youth Center  
10000 County Farm Rd  
Riverside, CA 92503



540

SUBMITTAL TO THE BOARD OF SUPERVISORS  
COUNTY OF RIVERSIDE, STATE OF CALIFORNIA



FROM: Probation Department

SUBMITTAL DATE:  
December 2, 2008

SUBJECT: Approval of Resolution No. 2008-514 and Authorization to Apply to the California State Department of Corrections and Rehabilitation Corrections Standards Authority for Funding for Construction, Expansion or Renovation of Local Youthful Offender Rehabilitative Facilities.

RECOMMENDED MOTION: That the Board authorize the submission of an application to the California State Department of Corrections and Rehabilitation Corrections Standards Authority for funding in the amount of \$24,700,000, and adopt the attached Resolution No. 2008-514.

BACKGROUND: As of September 1, 2007, the California Department of Corrections and Rehabilitation (CDCR) is no longer accepting admission of any youth from counties to its Division of Juvenile Justice (DJJ) facilities unless they have been adjudicated for 707(b) or 290(d)(3) petitions for violent crimes or sexual offenses, respectively. This means that the Riverside County Probation Department is now supervising and treating a number of additional high-risk/high-needs youth that would have previously been placed in DJJ facilities. As a result of this mandate the Probation Department developed the Youthful Offender Program (YOP) to address the needs of this population.

Continued...

Alan M. Crogan, Chief Probation Officer

BY: Synthia M. Gunzel  
 SYNTHIA M. GUNZEL  
 DATE: 12-3-08  
 Departmental Concurrence

FINANCIAL DATA	Current F.Y. Total Cost:	\$ N/A	In Current Year Budget:	N/A
	Current F.Y. Net County Cost:	\$ N/A	Budget Adjustment:	N/A
	Annual Net County Cost:	\$ N/A	For Fiscal Year:	FY08/09

SOURCE OF FUNDS: State construction grant and County General funds	Positions To Be Deleted Per A-30	<input type="checkbox"/>
	Requires 4/5 Vote	<input type="checkbox"/>

C.E.O. RECOMMENDATION: Grant acceptance will depend on available cash and net county cost.

APPROVE

BY: Steve P. Schubert

County Executive Office Signature

MINUTES OF THE BOARD OF SUPERVISORS

On motion of Supervisor Stone, seconded by Supervisor Buster and duly carried by unanimous vote, IT WAS ORDERED that the above matter is approved as recommended.

Ayes: Buster, Tavaglione, Stone, Wilson, and Ashley  
 Nays: None  
 Absent: None  
 Date: December 16, 2008  
 xc: Probation, Fac, Mgmt., CFO

Nancy Romero  
 Clerk of the Board  
 By: Deputy

Per Exec. Ofc.:

Prev. Agn. Ref.:

District: Agenda Number:

3 12

Form 11

**Subject:** Approval of Resolution No. 2008-514 and Authorization to Apply to the California State Department of Corrections and Rehabilitation Corrections Standards Authority for Funding for Construction, Expansion or Renovation of Local Youthful Offender Rehabilitative Facilities.

Page 3

**Financial Information:**

The total project cost is anticipated to be \$33,000,000, of this \$24,700,000 would be funded through the State grant, with \$ 5,200,000 provided by the County as a cash match, and \$3,100,000 provided by the County as an in-kind match. \$1.6 million of the in-kind match is already provided by the current fair market value of the proposed project site which is already County owned. It is anticipated the Corrections Standards Authority will issue a conditional Intent to Award to selected counties in March of 2009 and the County is not obligated to proceed until the County enters into the required state/county agreements thereafter. Should the County be awarded funding for this project on-going staffing and operational costs are estimated to be \$11 million beginning in FY 2012/2013. The Probation Department estimates it will need additional General Fund support in the amount of \$1.7 million to fully operate the facility beginning in FY 2012/2013.

The attached resolution has been approved as to form by the Office of County Counsel.

2  
3 RESOLUTION NO. 2008-514

4 RESOLUTION OF THE BOARD OF SUPERVISORS OF THE COUNTY OF RIVERSIDE  
5 AUTHORIZING SUBMITTAL OF APPLICATION TO THE CALIFORNIA DEPARTMENT OF  
6 CORRECTIONS AND REHABILITATION, CORRECTIONS STANDARDS AUTHORITY

7       Whereas, the County of Riverside Probation Department desire to undertake a certain project, to  
8 build a secure treatment facility to house high-risk/high-needs youth that would have previously been  
9 placed in State Department Juvenile Justice (DJJ) facilities. The Probation Department intends to build  
10 this facility at its current Van Horn Youth Center Treatment Facility, to be funded in part from funds  
11 made available through the 2007 Local Youthful Offender Rehabilitative Facility Construction Funding  
12 Program, administered by the State of California, Department of Corrections and Rehabilitation; now  
13 therefore,

14       BE IT RESOLVED AND ORDERED by the Board of Supervisors of the County of Riverside,  
15 State of California, in regular session assembled on December 16, 2008, that the Board of Supervisors of  
16 the County of Riverside does hereby:

17       1.     Identify the County Construction Administrator as Charles Waltman, Deputy Director, Design  
18 and Construction, Facilities Management; Project Financial Officer, County Financial Director, Paul  
19 McDonnell, Executive Office; and Project Contact Person, Division Director, Mark Hake, Probation  
20 Department; and

21       2.     Authorize the Chief Probation Officer, Alan M. Crogan, of the Riverside County Probation  
22 Department to sign the Applicant's Agreement and to submit an application for funding to the Corrections  
23 Standards Authority; and

24       3.     Assure that the County will adhere to the state requirements and terms of the agreements  
25 between the County, the California Department of Corrections and Rehabilitation, the Corrections  
26 Standards Authority and the State Public Works Board in the expenditure of state funds and county match  
27 funds; and

1 4. Assure that the County has appropriated, or will appropriate after conditional project award,  
2 but before state/county funding agreements, the amount of match identified by the County in the funding  
3 application form submitted to the Corrections Standards Authority, identify the source of cash match  
4 when appropriated as County General Fund in the sum of \$5,157,440; and assures that the state and cash  
5 matching funds do not supplant funds otherwise dedicated for construction activities; and

6 5. Assure that the County will fully and safely staff and operate the facility subject to  
7 construction (consistent with Title 15, California Code of Regulations) within ninety (90) days after  
8 project completion; and

9 6. Assure that the County has control of the project site through either fee simple ownership of  
10 the site or comparable long-term possession of the site, and right of access to the project sufficient to  
11 assure undisturbed use and possession of the site, and will not dispose of, modify the use of, or change the  
12 terms of the real property title, or other interest in the site of facility subject to construction, or lease the  
13 facility for operation to other entities, without permission and instructions from the Corrections Standards  
14 Authority; for so long as State Public Works Board Lease-Revenue bonds secured by the financed project  
15 remain outstanding; and

16 7. Attest to \$1,600,000 as the current fair market land value for the proposed new juvenile  
17 treatment facility.

18  
19  
20 ROLL CALL:

21 Ayes: Buster, Tavaglione, Stone, Wilson and Ashley  
22 Nays: None  
23 Absent: None

24 The foregoing is certified to be a true copy of a resolution duly  
25 adopted by said Board of Supervisors on the date therein set forth.

26 NANCY ROMERO, Clerk of said Board

27 By: \_\_\_\_\_  
28

Deputy

BY: *Synthia M. Gunzel*  
SYNTHIA M. GUNZEL  
DATE 12-3-08

<b>Riverside County Probation Department            Youthful Offender Rehabilitative Facility            Proposal for Construction Grant            November 12, 2008</b>			
	State Funds	Cash Match	In-Kind Match
1 CONSTRUCTION	24,698,105	534,941	0
2 ARCHITECTURAL	0	2,977,499	0
3 CEQA PROCESS	0	50,000	20,000
4 CONSTRUCTION MANAGEMENT	0	1,595,000	see line 8
5 AUDIT OF GRANT	0	0	75,000
6 SITE ACQUISITION	0	0	1,600,000
7 NEEDS ASSESSMENT	0	0	25,000
8 COUNTY ADMINISTRATION	0	0	845,000
9 TRANSITION PLANNING	0	0	526,500
<b>TOTALS</b>	<b>24,698,105</b>	<b>5,157,440</b>	<b>3,091,500</b>
	<i>percent of total eligible costs.</i> 75.0%	15.6%	9.4%
<b>TOTAL ELIGIBLE PROJECT COST</b>		<b>32,947,045</b>	

Riverside County Probation Department  
 Youthful Offender Rehabilitative Facility  
 Proposal for SB81 Construction Grant  
 November 12, 2008

DETAILS	TOTALS	Grant Funds	Cash Match	In-Kind Match
<b>1 Construction</b>				
Main building (26,724 gsf)	10,021,388	9,808,935	212,453	
Residential building (22,171 gsf)	6,651,150	6,510,146	141,004	
Maintenance & Physical Plant building (4,750 gsf)	855,000	836,874	18,126	
Site civil (demo, utilities, parking, roadways, fence, etc.)	950,000	929,860	20,140	
Site amenities (pedestrian hardscape, landscape)	800,000	783,040	16,960	
Recreation (playing fields & courts 150,000 sf max)	1,750,000	1,712,900	37,100	
Subtotals (2008 dollars)	21,027,538	20,581,754	445,784	
Design contingency (10%)	2,102,754	2,058,175	44,578	
Escalation (10%)	2,102,754	2,058,175	44,578	
Subtotal	25,233,046	24,698,105	534,941	
<b>2 Architectural</b>				
Architectural and engineering - basic services			2,018,644	
Reimbursables			201,864	
Specialty consultants			756,991	
Geotechnical, civil survey, hazmat report				
Security, LEED, acoustics, food service				
Subtotal			2,977,499	
<b>3 CEQA Process</b>			50,000	20,000
<b>4 Construction Management</b>				
preconstruction, technical services			300,000	
management (construction phase 18 months)			810,000	
deputy inspections & testing services			485,000	
Subtotal			1,595,000	see line 8
<b>5 Audit of Grant</b>				75,000
<b>6 Site Acquisition</b>				1,600,000
<b>7 Needs Assessment</b>				25,000
<b>8 County Administration</b>				0
plan check & bidding costs (ads, reproduction)				85,000
County project management				500,000
County IT				60,000
County inspectors				200,000
Subtotal				845,000
<b>9 Transition Planning (1 year salary/benefits)</b>				0
1 Division Director				152,000
2 Supervising Probation Officers				183,000
1 Secretary II				63,500
1 Senior Group Counselor				69,500
1 House Manager				58,500
Subtotal				526,500
<b>TOTALS</b>	<b>32,947,045</b>	<b>24,698,105</b>	<b>5,157,440</b>	<b>3,091,500</b>
<i>percent of total eligible costs</i>		<i>75.0%</i>	<i>15.7%</i>	<i>9.4%</i>
<b>TOTAL ELIGIBLE PROJECT COST</b>			<b>32,947,045</b>	
<b>INELIGIBLE AND EXCLUDED LINE ITEMS</b>				
<b>Moveable furniture and moveable equipment</b>				
100 residential units, offices			250,000	
Moveable I.T. & AV, food service, recreational & maintenance equip.			150,000	
<b>Offsite mitigation measures and utility fees</b>				
water and sewer connection fees, power, etc.			375,000	
<b>SUBTOTALS</b>			<b>775,000</b>	



Riverside County Probation Department YOP Secure Treatment Facility Requirements Program Space							Number	Dimensions	Sq. Ft.	Total Sq Ft.
<b>Staff</b>										
1	Division Director	1	13X15	x	195	195				
2	Assistant Director	1	11X13	x	143	143				
3	Supv PO	8	10X12	x	120	960				
4	Secretary II	1	10X12	x	120	120				
5	Supv OA I	1	10X12	x	120	120				
6	OA III (cubicles)	2	8X8	x	64	128				
7	OA II (cubicle)	1	8X8	x	64	64				
8	Probation Assistant (cubicles)	3	8 x 8	x	64	192				
9	Acct. Tech I (cubicle)	1	8X8	x	64	64				
10	CFS Supervisor	1	10X12	x	120	120				
11	House Manager	1	10X12	x	120	120				
12	School Principal	1	10X12	x	120	120				
<b>Total Employees Requiring Offices</b>		<b>22</b>				<b>2,346</b>	<b>asf</b>			
[Multiply by 1.45 for gross square footage]								<b>Subtotal - Office Space</b>	<b>3,402</b>	<b>gsf</b>
<b>Other Staff Assigned to Living Units / Ancillary Spaces</b>										
13	Sr. Group Counselor	12								
14	Group Counselor II	67								
15	CSFSW	2								
16	Correctional Cook	5								
17	Sewing Service Worker	1								
18	Laundry Worker	2								
19	Bldg. Maintenance Mech	2								
20	Gardener	1								
<b>Total Employees</b>		<b>92</b>								
<b>20-Bed Living Units (5)</b>										
21	15 Bed Dormitory	5	20 x 45		900	4,500				
22	Single bed wet room	25	7 x 10		70	1,750				
23	Activity Area	5	25 x 28		700	3,500				
24	Unit Restroom	5	12 x 16		192	960				
25	Unit Showers	5	10 x 16		160	800				
26	Staff Office	5	8 x 10		80	400				
27	Staff Restroom	5	7 x 8		56	280				
28	Unit Storage Room	5	10 x 12		120	600				
29	Unit Janitor Closet with sink	5	6 x 6		36	180				
30	Mental Health Office	5	8 x 8		64	320				
31	Group Therapy Room	5	20 x 20		400	2,000				
<b>Subtotal - Net Residential Space</b>						<b>15,290</b>	<b>asf</b>			
[Multiply by 1.45 for gross square footage]								<b>Subtotal - Residential Space</b>	<b>22,171</b>	<b>gsf</b>
<b>Maintenance &amp; Physical Plant</b>										
32	Laundry	1	20 x 20		400	400				
33	Laundry Warehouse	1	20 x 30		600	600				
34	Gardener Storage/Workshop	1	20 x 20		400	400				
35	Maintenance Workshop	1	15 x 20		300	300				
36	Supply Warehouse	1	30 x 70		2100	2,100				
<b>Subtotal - Net Maintenance &amp; Physical Plant</b>						<b>3,800</b>	<b>asf</b>			
[Multiply by 1.25 for gross square footage]								<b>Subtotal - Maint. &amp; Plant</b>	<b>4,750</b>	<b>gsf</b>

Riverside County  
 Probation Department  
 YOP Secure Treatment Facility Requirements  
 Program Space

	Number	Dimensions	Sq. Ft.	Total Sq Ft.
<b>Ancillary Spaces</b>				
37	1	30 x 10	300	300
38	1	10 x 18	180	180
39	1	20 x 20	400	400
40	1	30 x 40	1,200	1,200
41	3	10 x 8	80	240
42	2	20x20	400	800
43	2	7 x 8	56	112
44	1	8 x 12	96	96
45	1	10 x 12	120	120
46	1	10 x 15	150	150
47	1	15 x 20	300	300
48	1	15 x 20	300	300
49	1	27 x 30	810	810
50	1	30 x 50	1,500	1,500
51	1	15 x 20	300	300
52	1	10 x 20	120	120
53	1	8 x 10	80	80
54	1	20 x 20	400	400
55	1	10 X 12	120	120
56	1	8 x 10	80	80
57	1	8 x 10	80	80
58	1	20 x 20	400	400
59	2	8 x 10	80	160
60	1	8 x 10	80	80
61	1	8 x 10	80	80
62	1	10 x 12	120	120
63	1	8 x 10	80	80
64	1	12 x 18	216	216
65	5	24 x 30	720	3,600
66	2	24 x 30	720	1,440
67	1	27 x 30	810	810
68	1	27 x 30	810	810
69	1	8 x 8	64	64

<b>Subtotal - Net Ancillary Space</b>			15,548	asf
Multiply by 1.50 for gross square footage		<b>Subtotal - Ancillary Spaces</b>	23,322	gsf

<b>Total Facility Area (Office, Residential &amp; Ancillary spaces)</b>	<b>53,644</b>	<b>gsf</b>
---	---------------	------------

Activity room, dormitory, single room, classroom are calculated at minimum standards.  
 1.45' Gross square footage is for office space and does not meet Title 24 hallway requirements.

**Physical Activity and Recreation Areas**  
 Minimum requirement of 225 square feet per minor  $225 \times 100 = 22,500 \text{ sq ft}$

**Riverside County  
Probation Department  
YOP Secure Treatment Facility Requirements**

Rooms Needed	Number	Dimensions	Hardwall	Cubicle	Sq. Ft.	Total Sq Ft.
<b>Staff</b>						
1 Division Director	1	13X15	x		195	195
2 Assistant Director	1	11X13	x		143	143
3 Supv PO	8	10X12	x		120	960
4 Secretary II	1	10X12	x		120	120
5 Supv OA I	1	10X12	x		120	120
6 OA III	2	8X8		x	64	128
7 OA II	4	8X8		x	64	256
8 Probation Assistant	3	8 x 8		x	64	192
9 Acct. Tech I	1	8X8		x	64	64
10 CFS Supervisor	1	10X12	x		120	120
11 House Manager	1	10X12	x		120	120
12 StoreKeeper	1	8X8		x	64	64
13 School Principal	1	10X12	x		120	120
<b>14 Total Employees Requiring Offices</b>	<b>26</b>					<b>2,602</b> asf
Multiply by 1.45 for gross square footage					<b>Subtotal</b>	<b>3,773</b> gsf
<b>Other Staff Assigned to Living Units/Ancillary Services</b>						
15 Sr. Group Counselor	12					
16 Group Counselor II	67					
17 CSFSW	2					
18 Correctional Cook	5					
19 Sewing Service Worker	1					
20 Laundry Worker	2					
21 Bldg. Maint. Mech	2					
22 Gardner	1					
<b>Total Employees</b>	<b>92</b>					
<b>20-Bed Living Units (5)</b>						
23 15 Bed Dormatory	5	20 x 45			900	4,500
24 Single bed wet room	25	7 x 10			70	1,750
25 Activity Area	5	25 x 28			700	3,500
26 Unit Restroom	5	12 x 16			192	960
27 Unit Showers	5	10 x 16			160	800
28 Staff Office	5	10 x 12			120	600
29 Staff Restroom	5	7 x 8			56	280
30 Unit Storage Room	5	10 x 12			120	600
31 Unit Janitor Closet with sink	5	6 x 6			36	180
32 Mental Health Office	5	10 x 12			120	600
33 Group Therapy Room	5	20 x 20			400	2,000
<b>Total Residential Space</b>						<b>15,770</b> asf
Multiply by 1.45 for gross square footage					<b>Subtotal</b>	<b>22,867</b> gsf

**Riverside County  
 Probation Department  
 YOP Secure Treatment Facility Requirements**

Rooms Needed	Number	Dimensions	Hardwall	Cubicle	Sq. Ft.	Total Sq Ft.
<b>Staff</b>						
<b>Ancillary Space Needed</b>						
34 Reception Area (Lobby)	1	30 x 10			300	300
35 Reception/Control	1	10 x 18			180	180
36 Break room	1	20 x 20			400	400
37 Conference Room	1	30 x 40			1200	1200
38 Interview Rooms	3	10 x 8			80	240
39 Staff Lockerroom	2	20x20			400	800
40 Public Restrooms	2	7 x 8			56	112
41 File Room	1	15 x 20			300	300
42 Supply/Copy room	1	10 x 12			120	120
43 I.T. Room	1	10 x 15			150	150
44 Intake	1	15 x 20			300	300
45 Intake Storage	1	15 x 20			300	300
46 Kitchen	1	27 x 30			810	810
47 Dining Hall	1	30 x 50			1500	1500
48 Laundry	1	20 x 20			400	400
49 Laundry Warehouse	1	20 x 30			600	600
50 Gardener Storage/Workshop	1	20 x 20			400	400
51 Maintenance Workshop	1	30 x 40			1200	1200
52 Supply Warehouse (rec equip??)	1	40 x 80			3200	3200
53 School Administrative Office	1	15 x 20			300	300
54 School Supply/Copy Room	1	10 x 20			120	120
55 Mental Health Administrative Office	1	15 x 20			300	300
56 Mental Health Supply/Copy Room	1	10 X 12			120	120
57 Nursing Office	1	15 x 20			300	300
58 Medical Exam Room	2	10 x 8			80	160
59 Secure Medical Storage	1	8 x 8			64	64
60 Medical Storage	1	8 x 8			64	64
61 Medical Supply/Copy Room	1	10 x 12			120	120
61 Med/MH/ED Conference Room	1	10 x 15			150	150
63 School Classrooms	5	24 x 30			720	3600
64 Vocational Classroom	2	24 x 30			720	1440
65 Vocational Workshop	1	27 x 30			810	810
66 Visitation Room	1	27 x 30			810	810
67 Safety Room	2	8 x 8			64	128
<b>Housing and ancillary services square footage requirements</b>						<b>20,998 asf</b>
Multiply by 1.45 for gross square footage					<b>Subtotal</b>	<b>30,447 gsf</b>

**Total Facility Square Footage Requirements 57,087**

Activity room, dormitory, single room, classroom are calculated at minimum standards  
 1.45 Gross square footage is for office space and does not meet Title 24 hallway requirements.

**Physical Activity and Recreation Areas**

Minimum requirement of 225 square feet per minor 225 x 100 = 22,500 sq ft

## Cost of Juvenile beds vs Adult beds

Juvenile treatment centers are governed by the minimum standards set forth in Title 24. Given that the focus is toward treatment, it was designed with rehabilitation and education as its priority. Thus, single rooms are more conducive toward that purpose; however, there are also specific requirements that make them more utilize more space and require more fixtures/equipment (see below) than dormitory style dayrooms or multiple-occupancy rooms. This is in contrast to adult incarceration beds, which are designed for more total beds taking up less space proportionately and requiring less fixtures/equipment.

Additionally, there are minimum requirements for the programing and support areas in juvenile facilities that have to be factored into the design which is going to impact the total construction cost, most importantly:

Per 1230.1.6, each locked sleeping room has to provide access to a toilet, wash basin, and drinking fountain. (Each locked sleeping room also has a security grade door.)

Per 1230.1.7, each single occupancy room has to have a minimum of 63 square feet. Given the county's focus on treatment, the juvenile treatment rooms exceed this standard—75 square feet. The overall building footprint for the juvenile treatment facility is larger than that of adult incarceration jail bed space.

Per 1230.1.10, each unit's dayroom has to provide 35 square feet of space per minor.

Per 1230.1.11, there must be at least 225 square feet of indoor/outdoor recreation space per minor.

Per 1230.1.12, there must be academic space for each minor (28 square feet) and the teacher (160 square feet).

The breakdown of beds at the Van Horn Youth Treatment Facility are:

1 assessment unit @ 6 single occupancy rooms = 6 beds

4 living units @ 20 single occupancy rooms per unit = 80 beds

1 transitional unit with 8 double occupancy rooms (16 beds) and one 4-bed dormitory room = 20 beds

**106 beds total**

**Design & Construction Division - Construction Cost Per Sq Foot**  
**February 17, 2009**

Item No.	Project No.	Project Name	Construction Contract Amnt*	Sq Footage	Cost per Sq Ft	Comments
1	50331 / B	Smith Corr Rehab Cntr & Tech Bldg	\$6,036,978	45,849	\$132	28 change orders
2	FM08250001413	BCTC Multi-Purpose Bldg	\$507,895	2,852	\$178	4 change orders (project #20031412B)
3	FM08250001548	Smith Correctional 120 Bed Expansion	\$6,557,998	21,916	\$299	14 change orders
4	FM08250001819	Smith Correctional 2nd Expansion	\$4,556,972	14,900	\$306	8 change orders
5	FM08924001296	Historic Courthouse Renovation	\$12,756,076	49,640	\$257	30 change orders
6	FM08270001878	Sycamore Creek Fire Station	\$2,357,644	7,600	\$310	11 change orders
7	FM08430001761	RCRMC Infusion Center	\$973,796	2,400	\$406	6 change orders
8	FM08931001887	Parks HQ Annex	\$4,024,528	9,138	\$440	7 change orders
9	FM08270002244	Nuevo Fire Station	\$2,607,078	8,576	\$304	5 change orders
10	FM08270002245	Cabazon Fire Station	\$3,696,823	8,600	\$430	5 change orders
11	FM08420001827	Perris Complex (Sheriff Station)	\$15,024,746	48,242	\$311	22 change orders (contract divided by sq ft) total contract \$22,770,391
12	FM08420001827	Perris Complex (Family Care Clinic)	\$7,745,645	24,870	\$311	22 change orders (contract divided by sq ft) total contract \$22,770,391
<b>CURRENT PROJECTS</b>						
13	FM08110001843	San Jacinto Valley Animal Shelter	\$13,850,000	45,300	\$306	Construction contract approved by BOS on 1/27/09 - no change orders to date. Estimated square footage.
14	FM08250003764	Palm Desert Sheriff Station	\$20,428,000	86,000	\$238	Construction contract approved by BOS on 11/25/08 - no change orders to date. Estimated square footage.

\*Including change orders

PROJECT NAME	LAND ACQUISITION	LAND COST	E-W
<b>Public Facilities</b>			
Hub Jail Phase 1 and 2	3.19 4/17/07 3.26 12/18/07 3.22 1/29/08	96.75 ac @ \$6,371,645	Mid
Smith Correctional Facility	3.36-3.39 7/1/08 3.45-3.48 7/29/08 3.26 12/16/08	5 SF parcels @ \$1,790,506	Mid
<b>Community Centers</b>			
Perris Valley Big League Dreams Sports Park	3.44 7/31/07 3.12 11/6/07	57.02 ac @ \$9,120,000	W
Mead Valley Community Center	4.4 5/25/10	5.42 ac @ \$569,343	W
Mecca Senior Center	4.4 6/15/10	5,127 SF @ \$110,000	E
Bermuda Dunes Regional Park & Community Center	3.26 7/1/08 3.37 7/29/08	12.37 ac @ \$5,285,500	E
<b>Libraries</b>			
Highgrove Library	4.1 6/24/08 4.1 7/29/08	7.43 ac @ \$1,430,000	W
<b>Fire Stations</b>			
Eastvale/Hamner 27 Fire Station	3.10 1/15/08 3.27 2/26/08	1.92 ac @ \$998,000 (DIF)	W
Glen Oaks Fire Station Design & Construction	3.27 12/18/07	21.96 ac @ \$1,815,300 (DIF)	W
Mecca Fire Station Replacement (RDA)	4.1 12/5/06 4.3 1/23/07 4.3 2/6/07 4.1 12/18/07	1.08 ac @ \$2,771,000	E
North Shore Fire Station	3.16 11/7/06, 4.7 3/11/08, 4.5 12/12/06	.95 ac @ \$139,500	E
<b>Multi-Service Centers</b>			
Indio Volunteer Clinic	3.15 6/15/10	.83 ac @ \$335,800	E
Desert Hot Springs Family Care Center	3.45 7/31/07	14.08 ac @ \$7,311,000	E
Hemet Senior One-Stop Land Acquisition	4.5 10/21/08 4.1 11/4/08 4.4 12/9/08	1.42 ac @ \$1,697,300	W
North Shore Community Center	3.35 7/1/08 3.44 7/29/08	10.9 ac @ \$76,000	E
Multi-Service Center in North Palm Springs (Land)	3.34 7/1/08 3.43 7/29/08	3.53 ac @ \$4,933,412	E



RIVERSIDE COUNTY SHERIFF'S DEPARTMENT
STANLEY SNIFF, SHERIFF / CORONER

TO: CCP Executive Committee DATE: January 1, 2014
FROM: Sheriff Stanley Sniff Point of Contact: Chief Deputy J. Gutierrez (951) 955-8792, jjgutier@riversidesheriff.org
RE: AB 109 Impact Update

Since State Prison Realignment under AB 109 went into effect, the jails in Riverside County have experienced a substantial increase in inmate population. As of this morning, our jail population stood at 3,777 inmates, or 97% of our maximum capacity (3,906 beds). In the first week of January 2012, our facilities hit maximum capacity, requiring us to initiate releases pursuant to a federal court order to relieve overcrowding. These types of releases have continued since that time. In 2013, 9,296 inmates were released per the court order, a 33% increase over the 6,990 released in 2012. In addition, we are utilizing alternative sentencing programs such as Fire Camp and SECP (electronic monitoring).

Inmate bookings since AB 109 went into effect which are directly related to realignment are:

Parole Violations (3056 PC)

Total booked to date is 8,873 (5,809 booked for violation only; 3,064 had additional charges)
The number of 3056 PC only inmates currently in custody is 105.

9,296 in calendar 13
19,442 in calendar 2014

- 41% to all in for a violent felony
- 10% for murder or attempted murder

Flash Incarcerations (3454 PC)

Total booked to date is 1,271. The number of these inmates currently in custody is 5.

Post Release Community Supervision (PRCS) Violations (3455 PC)

Total booked to date is 3,002 (1,415 booked for a violation only; 1,587 had additional charges).
The number of 3455 PC only inmates currently in custody is 50.

Inmates Sentenced under 1170(h) PC for Felony Sentence to be served in County Jail

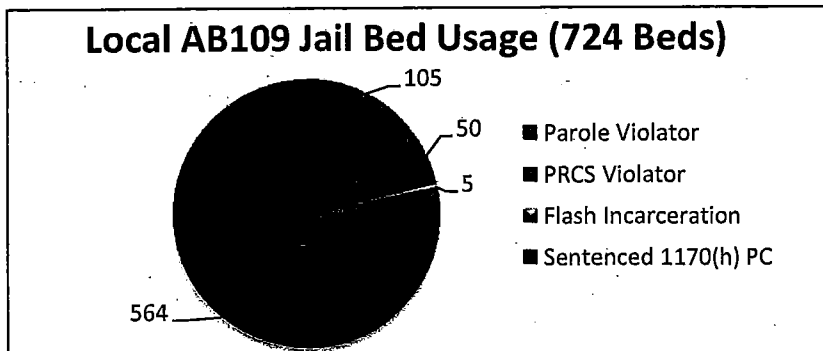
The total number of inmates sentenced per 1170(h) PC is 5,225. The number of these inmates that remain in custody is 564, or approximately 14.9% of the total jail population. 276 of these inmates have been sentenced to 3 years or more, with the longest local sentence standing at 12 years, 8 months.

The total number of 1170(h) Fire Camp participants is 45. Budget disjuncture is distributions - need project re-forecast

Since January 2012, there have been 363 full-time SECP participants. There are currently 67 participants.

Summary

The total number of inmates to date booked directly or sentenced to jail due to realignment is 13,720. The number of those currently in custody is 724, or approximately 19.2% of the total jail population.





# RIVERSIDE COUNTY PROBATION DEPARTMENT

MARK A. HAKE  
CHIEF PROBATION OFFICER  
**AB 109 STATUS REPORT**

Prepared by: Chief Deputy Probation Officer Andrea Greer  
Date of Report: January 7, 2014



*as of 12/31/13*

	POST-RELEASE COMMUNITY SUPERVISION	MANDATORY SUPERVISION
<b><u>Clients Ordered by the Court:</u></b>	N/A	3,387
<b><u>Clients Assigned to a Caseload:</u></b>	1,624	1,244
High:	1,106 68%	717 58%
Medium:	260 16%	263 21%
Low:	258 16%	264 21%
Pending Assessment:	232	394
 Grand Total Active Supervision:	 1,856	 1,638
<b><u>Revocation Petitions:</u></b>	3,007	3,262
New Offense:	1,006 33%	1,281 39%
<i>New Offense Offenders:</i>	825	740
Technical:	2,001 67%	1,981 61%
<i>Technical Offenders:</i>	1,128	1,082
Dismissed/Withdrawn:	57	58
<b><u>Flash Incarcerations:</u></b>	1,179	N/A
<i>Flash Incarceration Offenders:</i>	814	N/A

Total PRCS and MS Offenders Assigned to a Caseload: **2,868**

\*Pursuant to PC 1170(h)(5)(B)(ii), Supervised Release will be referred to as Mandatory Supervision

**RIVERSIDE COUNTY PROBATION DEPARTMENT**  
**Post Release Community Supervision (PRCS)**  
**Population by City as of December 31, 2013**  
**Active Supervision 1,856 Offenders**  
**Male: 1,686; Female: 170**

<b>PRCS Riverside County</b>					
Aguanga	1	Indio	43	Perris	126
Anza	3	Jurupa Valley	86	Quail Valley	2
Banning	40	La Quinta	11	Rancho Belago	0
Beaumont	18	Lake Elsinore	62	Rancho Mirage	2
Bermuda Dunes	2	March Air Reserve Base	3	Ripley	2
Blythe	18	Mead Valley	0	Riverside	264
Cabazon	7	Mecca	3	Romoland	2
Calimesa	3	Menifee	20	San Jacinto	39
Canyon Lake	4	Mira Loma	15	Sun City	11
Cathedral City	20	Moreno Valley	162	Temecula	21
Cherry Valley	1	Mountain Center	1	Thermal	4
Coachella	20	Murrieta	42	Thousand Palms	5
Corona	96	Norco	21	Whitewater	2
Desert Hot Springs	48	North Palm Springs	3	Wildomar	23
Eastvale	3	North Shore	0	Winchester	4
Hemet	129	Nuevo	6	<b>Total</b>	<b>1,455</b>
Homeland	8	Palm Desert	11		
Idyllwild	3	Palm Springs	35	<b>Out of County</b>	<b>126</b>
				<b>Out of State</b>	<b>15</b>
<b>PRCS Homeless</b>					
Banning	6	Indio	14	Perris	26
Beaumont	4	Jurupa Valley	2	Riverside	119
Blythe	4	La Quinta	1	San Jacinto	2
Cabazon	1	Lake Elsinore	6	Temecula	5
Cathedral City	2	Menifee	1		
Coachella	4	Moreno Valley	11		
Corona	14	Mountain Center	1	<b>Total</b>	<b>254</b>
Desert Hot Springs	4	Murrieta	1	<b>Out of County</b>	<b>6</b>
Hemet	15	Palm Desert	2	<b>Out of State</b>	<b>0</b>
Homeland	0	Palm Springs	9		

**RIVERSIDE COUNTY PROBATION DEPARTMENT**  
**Mandatory Supervision Offenders**  
**Population by City as of December 31, 2013**  
**Court Ordered Mandatory Supervision Offenders: 3,387**  
**Male: 2,687; Female: 700**

<b>Court Ordered Mandatory Supervision Riverside County</b>					
Aguanga	1	Indio	134	Quail Valley	1
Anza	1	Jurupa Valley	120	Rancho Mirage	9
Banning	59	La Quinta	19	Ripley	2
Beaumont	32	Lake Elsinore	82	Riverside	435
Bermuda Dunes	4	March Air Reserve Base	1	Romoland	7
Blythe	40	Mead Valley	1	San Jacinto	67
Cabazon	12	Mecca	9	Sky Valley	0
Calimesa	5	Menifee	29	Sun City	17
Canyon Lake	6	Mira Loma	18	Temecula	34
Cathedral City	56	Moreno Valley	208	Thermal	15
Cherry Valley	8	Mountain Center	2	Thousand Palms	12
Coachella	63	Murrieta	33	Whitewater	6
Corona	161	Norco	19	Wildomar	38
Desert Hot Springs	96	North Shore	2	Winchester	10
Eastvale	3	Nuevo	13	<b>Total</b>	<b>2,361</b>
Hemet	191	Palm Desert	37		
Homeland	11	Palm Springs	74	<b>Out of County</b>	<b>546</b>
Idyllwild	2	Perris	156	<b>Out of State</b>	<b>33</b>
<b>Court Ordered Mandatory Supervision Homeless</b>					
Banning	8	Idyllwild	0	Palm Springs	21
Beaumont	6	Indio	49	Perris	21
Bermuda Dunes	1	Jurupa Valley	9	Riverside	177
Blythe	3	La Quinta	4	San Jacinto	1
Cabazon	1	Lake Elsinore	11	Temecula	6
Cathedral City	8	Menifee	0	Thermal	1
Coachella	7	Mira Loma	1	Thousand Palms	1
Corona	27	Moreno Valley	19	Wildomar	2
Desert Hot Springs	21	Murrieta	1	<b>Total</b>	<b>428</b>
Eastvale	0	North Palm Springs	1	<b>Out of County</b>	<b>18</b>
Hemet	20	Palm Desert	1	<b>Out of State</b>	<b>1</b>

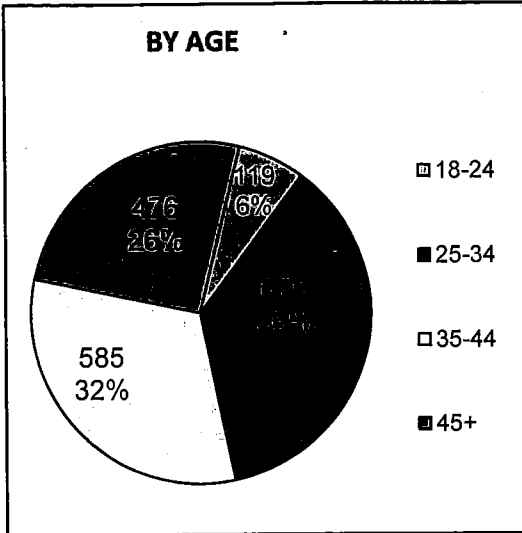
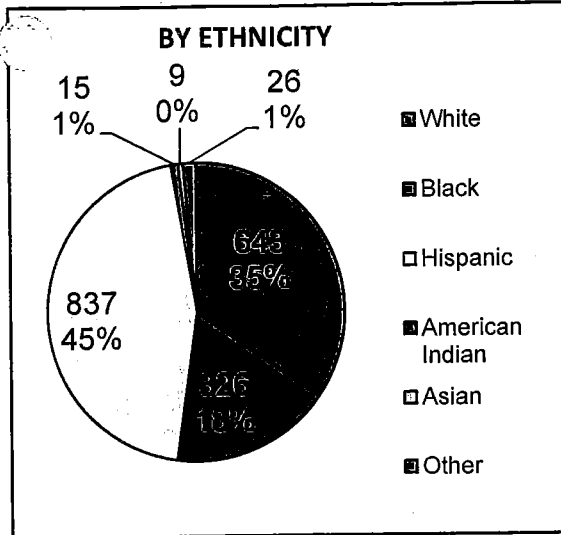
**RIVERSIDE COUNTY PROBATION DEPARTMENT**  
**Active Mandatory Supervision Offenders**  
**Population by City as of December 31, 2013**  
**Active Supervision: 1,638**  
**Male: 1,281; Female: 357**

<b>Active Mandatory Supervision Riverside County</b>					
Aguanga	1	Idyllwild	1	Quail Valley	1
Anza	0	Indio	57	Rancho Mirage	4
Banning	25	Jurupa Valley	59	Ripley	2
Beaumont	10	La Quinta	9	Riverside	234
Bermuda Dunes	3	Lake Elsinore	49	Romoland	3
Blythe	15	March Air Reserve Base	1	San Jacinto	26
Cabazon	7	Mecca	6	Sky Valley	0
Calimesa	2	Menifee	17	Sun City	10
Canyon Lake	3	Mira Loma	8	Temecula	20
Cathedral City	21	Moreno Valley	105	Thermal	6
Cherry Valley	4	Murrieta	19	Thousand Palms	5
Coachella	35	Norco	10	Whitewater	4
Corona	78	North Shore	1	Wildomar	21
Desert Hot Springs	46	Nuevo	9	Winchester	5
Eastvale	2	Palm Desert	21	<b>Total</b>	<b>1,201</b>
Hemet	106	Palm Springs	35	<b>Out of County</b>	<b>238</b>
Homeland	5	Perris	90	<b>Out of State</b>	<b>26</b>
<b>Active Mandatory Supervision Homeless</b>					
Banning	3	Indio	21	Riverside	62
Beaumont	1	Jurupa Valley	4	Temecula	1
Blythe	2	La Quinta	2	Thermal	1
Cabazon	1	Lake Elsinore	5	Wildomar	2
Cathedral City	7	Moreno Valley	4	<b>Total</b>	<b>166</b>
Coachella	2	North Palm Springs	0		
Corona	9	Palm Desert	1	<b>Out of County</b>	<b>6</b>
Desert Hot Springs	11	Palm Springs	11	<b>Out of State</b>	<b>1</b>
Hemet	8	Perris	8		

# RIVERSIDE COUNTY PROBATION

## Post-release Community Supervision Fact Sheet Offenders Under Supervision

Data as of  
December 31, 2013



### \*Supervisorial District

District	Count	Percentage
District 1	455	24%
District 2	330	18%
District 3	275	15%
District 4	259	14%
District 5	390	21%
Out of County/State	147	8%
<b>Total</b>	<b>1,856</b>	

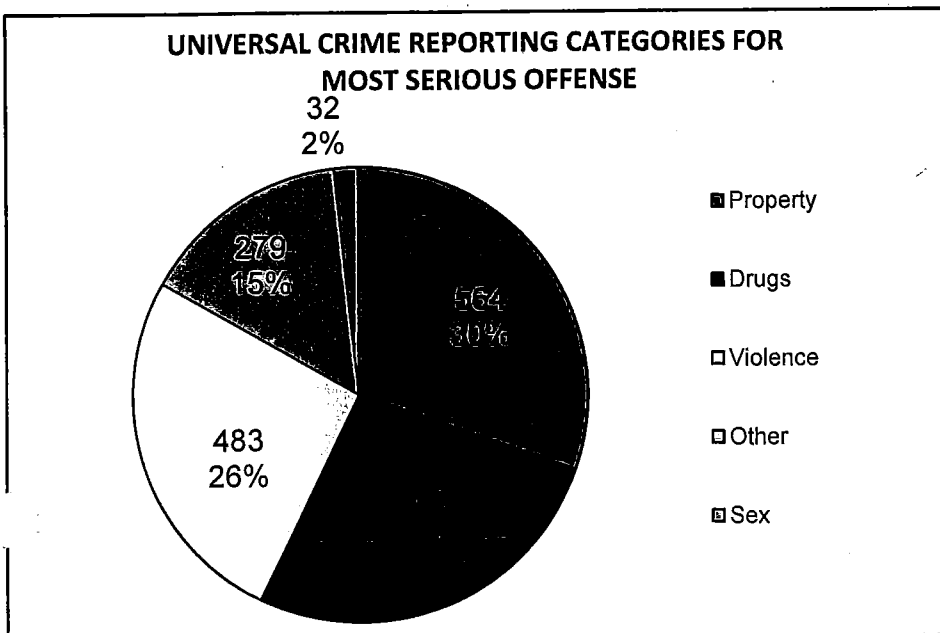
### Gender

Gender	Count	Percentage
Males	1,686	91%
Females	170	9%
<b>Total</b>	<b>1,856</b>	

\*Districts Include Resident and Homeless

### Resides In:

Aguanga	1	Homeland	8	Palm Desert	11	
Anza	3	Idyllwild	3	Palm Spring	35	
Banning	40	Indio	43	Perris	126	
Beaumont	18	Jurupa Valley	86	Quail Valley	2	
Bermuda Dunes	2	La Quinta	11	Rancho Mirage	2	
Blythe	18	Lake Elsinore	62	Ripley	2	
Cabazon	7	March Air Reserve Base	3	Riverside	264	
Calimesa	3	Mecca	3	Romoland	2	
Canyon Lake	4	Menifee	20	San Jacinto	39	
Cathedral City	20	Mira Loma	15	Sun City	11	
Cherry Valley	1	Moreno Valley	162	Temecula	21	
Coachella	20	Mountain Center	1	Thermal	4	
Corona	96	Murrieta	42	Thousand Palms	5	
Desert Hot Springs	48	Norco	21	Whitewater	2	
Eastvale	3	North Palm Springs	3	Wildomar	23	
Hemet	129	Nuevo	6	Winchester	4	
					Resident	1,455
					Homeless	254
					Out of County/State Resident	141
					Out of County/State Homeless	6
					<b>Total</b>	<b>1,856</b>




*57% of offenses are property or drugs*

### Sub-Categories

Crimes Against Children	26
Domestic Violence	211
Drug/Manufacture/Sell	257
Drug/Possess/Use	241
DUI	53
Other	105
Possession of a Weapon	121
Property/Other	26
Property/Theft	538
Sex	32
Use of Firearms/Weapons	116
Violence	130
<b>Total</b>	<b>1,856</b>

# **Riverside County Community Corrections Partnership Executive Committee**

**February 28, 2012  
Board of Supervisors  
2011 Public Safety Realignment  
Final Implementation Plan**



# **Community Corrections Partnership Executive Committee**

- August 15, 2011 - Board of Supervisors Workshop
- August 16, 2011 - Board of Supervisors approved Preliminary Plan for Implementation of AB 109 “Non-Serious, Non-Violent, Non-High Risk Sex Offender (N3’s)”
- February 7, 2012, the Executive Committee approved the Final Implementation Plan
- February 28, 2012, the Executive Committee recommends the Board of Supervisors approve the Final Implementation Plan.
- The plan shall be accepted by the Board of Supervisors unless rejected by a vote of four-fifths

# Funding Allocations October 1, 2011 – June 30, 2012

## Summary of Agency Distributions

Department	Operating Budget		One-Time Funds		Total Allocation
	(6 Months)	Contingency @ 3.5%	Distribution*		
Probation	\$ 5,638,441	\$ (197,345)	\$ 397,858		\$ 5,838,954
Sheriff	\$ 9,700,000	\$ (339,500)	\$ 684,448		\$ 10,044,948
District Attorney	\$ 570,109	\$ (19,954)	\$ 40,228		\$ 590,383
Public Defender	\$ 435,917	\$ (15,257)	\$ 30,759		\$ 451,419
Mental Health	\$ 4,000,000	\$ (140,000)	\$ 282,247		\$ 4,142,247
Police	\$ 730,000	\$ (25,550)	\$ 51,510		\$ 755,960
<b>Total</b>	<b>\$21,074,467</b>	<b>\$ (737,606)</b>	<b>\$1,487,050</b>		<b>\$21,823,911</b>

\*One time funds include planning, hiring and training dollars

- **Additional state allocations:** The District Attorney and Public Defender equally split a separate allocation of \$755,421 (\$377,710 each).
- The Riverside Superior Court received \$662,000.
- A state planning grant of \$200,000 was made available to assist the CCPEC in implementation planning and associated costs.



# Current Year Projections and FY 2012/13 Minimum On-Going Costs

Department	Total Allocation FY2011/12	Year End Estimated Expenditures FY 2011/12	Balance Available for Carry Forward to FY 2012/13	FY 2012/13	
				Minimum On-Going	Estimated Costs*
Probation	\$ 5,838,954	\$ 3,234,846	\$ 2,604,108	\$ 9,201,088	\$ 21,400,000
Sheriff	\$ 10,044,948	\$ 6,770,891	\$ 3,274,057		
District Attorney	\$ 590,383	\$ 315,948	\$ 274,435	\$ 980,557	
Public Defender	\$ 451,419	\$ 397	\$ 451,022	\$ 1,103,948	
Mental Health	\$ 4,142,247	\$ 4,142,247	\$ 0	\$ 9,868,080	
Police	\$ 755,960	\$ 501,510	\$ 254,450	\$ 2,392,000	
<b>Total</b>	<b>\$21,823,911</b>	<b>\$14,965,839</b>	<b>\$6,858,072</b>	<b>\$44,945,673</b>	

\* The FY 2012/13 On-Going Estimated Costs are preliminary figures and are currently being updated in conjunction with each agency's respective FY 2012/13 budget development. The Sheriff's Department figure does not include amounts for contracting with the State for potential beds and treatment costs.

- The District Attorney and Public Defender are projecting to fully spend their shared allocation of \$755,421 in the current fiscal year.
- The Riverside Superior Court is anticipated to receive another allocation of \$662,000.
- The planning grant of \$200,000 is projected to carry forward to FY 2012/13 a balance of \$176,898 to assist the CCPEC in implementation planning and associated costs.

# Future Funding Status

## Governor's FY 2012-13 Proposed Budget

- Current 9 month funding formula set in statute
- New formula must be established for FY 2012-13
- Statewide estimate of \$842.9 million for AB 109 in FY 2012-13
- \$53 million estimated for Riverside County

# Projected Future Funding Status

## Statewide Data

Dollars in Millions	Estimated Programmatic Allocation (AB 109)	DA/PPD Revocation Activities	Court	One-Time Start-up Costs	CCP Planning Grants	Total
FY 2011-12 9 months	\$354.3M	\$12.7M	Not Available	\$25.0M	\$7.9M	\$399.9M
FY 2012-13 12 months	\$842.9M*	\$14.6M	TBD	\$0	\$7.9M	\$865.4M

\* Probation, Sheriff, Health and Human Services, Contract Treatment Programs, and Police Agencies.

# AB109 Implementation - Probation Department Post-release Community Supervision (PrCS)

## Projected vs Actual Offenders

	OCT	NOV	DEC	JAN	FEB	MAR	APR	MAY	JUN	TOTAL
CDCR Projected	236	237	228	235	172	157	164	127	132	1,688
Actual/ Estimate**	<u>195</u>	<u>313</u>	<u>319</u>	<u>307</u>	<u>222</u>	<u>207</u>	<u>214</u>	<u>177</u>	<u>182</u>	<u>2,136</u>
Actual Variance *	-41	+76	+91	+72						448
Estimated Variance					50	50	50	50	50	


\* CDCR projections from October 2011 to January 2012 are below "actual" offenders by an average of 50 cases per month.

\*\* Based on actual numbers, projected "actual" offenders through June 2012 is 2,136 or 26% more than CDCR projected.

# AB109 Implementation - Probation Department Post-release Community Supervision (PrCS)

\*As of February 23, 2012

## BY AGE GROUPS



- 18-24 (99)
- 25-34 (491)
- 35-44 (378)
- 45+ (292)

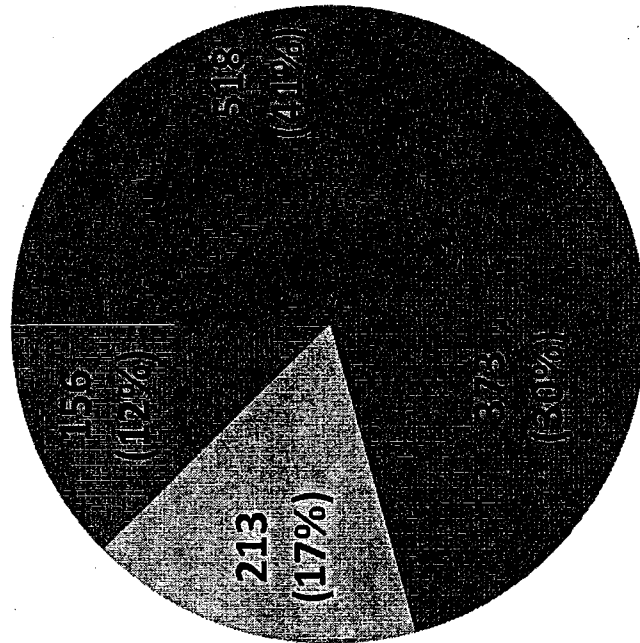
## SUPERVISORIAL DISTRICT

District 1	288	23%
District 2	160	13%
District 3	190	15%
District 4	196	16%
District 5	259	21%
Out of County	<u>167</u>	<u>13%</u>
Total	1260	100%
Males	1124	89%
Females	136	11%

# AB109 Implementation - Probation Department Post-release Community Supervision (PrCS)

\*As of February 23, 2012

## CDCR Categories for Most Serious Offense



■ Property (518)

■ Drug Crimes (373)

■ Other (213)

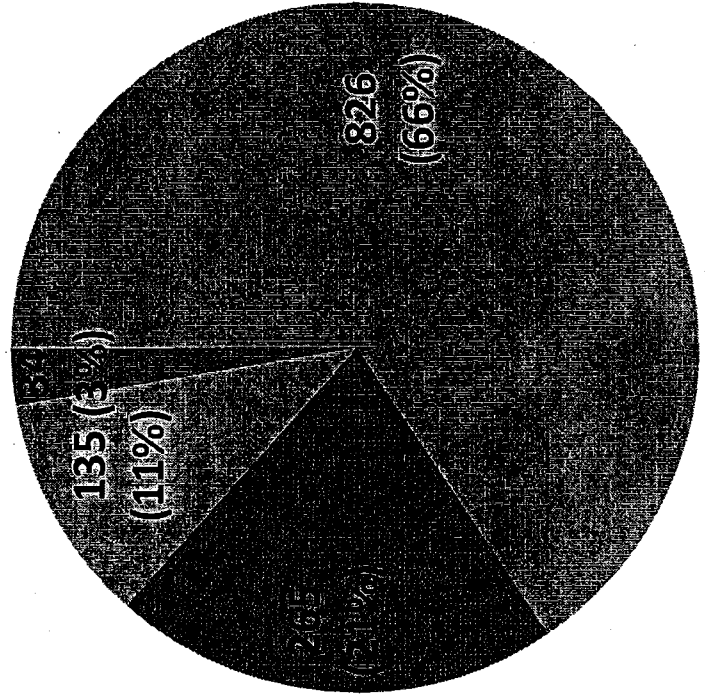
■ Against Persons (156)

Crimes Against Children	24
Domestic Violence	70
Drug/Manufacture/Sell	193
Drug/Possess/Use	186
DUI	27
Firearms/Weapons	118
Other	38
Property/Other	21
Property/Theft	501
Sex	35
Violence	47
Total	1260

# AB109 Implementation - Probation Department Post-release Community Supervision (PrCS)

\*As of February 23, 2012

## Education Level



■ Some K-12 (826)

■ High School Diploma (265)


■ GED (135)

■ Some College (34)

# AB109 Implementation - Probation Department Post-release Community Supervision (PrCS)

\*As of February 23, 2012

## Employment Status




- Needs Job-Skills Training (557)
- Skilled Labor (392)
- Unskilled (311)



# AB109 Implementation - Probation Department Post-release Community Supervision (PrCS)

\*As of February 23, 2012

## Gang Affiliation



■ No Gang Affiliation (821)


■ Gang Affiliation (354)

■ Not Reported (85)

# AB109 Implementation - Probation Department Post-release Community Supervision (PrCS)

\*As of February 23, 2012

## Housing Status



### ■ Residence (1114)


- Permanent/Stable
- Temp/Relative/Friend
- Half-way House
- Sober Living

### ■ Homeless (146)

# AB109 Implementation - Probation Department Post-release Community Supervision (PrCS)

\*As of February 23, 2012

## Health Care Needs



■ None Reported (1158)

■ Chronic Health Condition (40)

■ Temporary Health Condition (34)


■ Health Care-Long Term (22)

■ Health Care-Short Term (6)

# AB109 Implementation - Probation Department Post-release Community Supervision (PrCS)

\*As of February 23, 2012

## Mental Health Treatment



■ Not Specified/Not Reported (1094)


■ In-patient Care (96)

■ Out-patient Care (70)

# AB109 Implementation - Probation Department Post-release Community Supervision (PrCS)

\*As of February 23, 2012

## Substance Abuse



■ Dependent User (702)

■ Denies Use (359)

■ Recreational User (164)

■ Alcohol (35)

# AB109 Implementation - Superior Court Local N3 Felony Sentencing

■ County Jail Sentence	402 (41%)
■ County Jail and Supervised Release	586 (59%)
■ Total	989 (100%)

\*Sentencing Data from Riverside Superior Court as of January 20, 2012

## **AB109 Implementation - Probation Department Post Release Community Supervision (PrCS) Plans**

- Validated Risk/Needs Assessment tool - COMPAS (Correctional Offender Management Profiling for Alternative Sanctions)
- Supervision requirements based upon risk to re-offend
- Case plans to target specific offender needs
- Courage to Change Interactive Journaling System
- Referrals to Health and Human Services (see page 20)

# AB109 Implementation - Sheriff's Department

- Average daily population has increased to 97% and the jails are at maximum capacity
- To date, 405 inmates have been released early due to over-crowding
- Parole revocations post October 1, 2011 = 1954
- PrCS violations since October 1, 2011 = 106
- Number of inmates sentenced to 3 years or more = 104
- Total AB109 Impact Inmates = 2002
- Currently in custody = 866 (22.9% of total population)

\*Data from Riverside Sheriff's Department as of February 23, 2012



## **AB109 Implementation - District Attorney**

- Responsible for representing the People of the State of California in prosecuting violations of Post-release Community Supervision.
- Will make every effort to enforce the law as written and work with state legislators to improve the law whenever and wherever possible.
- The District Attorney's Office is committed to working together to ensure that our citizens remain safe and secure.

## **AB109 Implementation - Public Defender**

- Required to arrange more complex dispositions to appropriately sentence clients on the county level.
- PrCS clients who violate their terms of supervision are now represented by the Public Defender.
- The Public Defender works cooperatively with other agencies to avoid duplication of services and ensure effective division of workload while balancing the legal rights of this client base.

## **AB109 Implementation - Superior Court**

- The Court has established an effective workflow to assume responsibility for the PrCS revocation proceedings.
- A Revocation Hearing Officer has been designated for this workload.
- Beginning July 1, 2013, petitions for revocation of all CDCR parolees will be filed in the Superior Court.

## **AB109 Implementation - Health and Human Services**

Charged with planning and implementing services for the AB109 population in order to assist in reducing criminal activity

- Housing
- Job Development
- Mental Health
- Substance Abuse
- Health Care
- Veteran's Services
- Social Services

## **AB109 Implementation - Post Release Community Supervision Accountability Team (PRCSAT)**

- Multi-Jurisdictional team comprised of 11 city law enforcement agencies working in collaboration with the Probation Department and the District Attorney's Office.
- Primary mission to immediately focus on "high risk" and "at large" PrCS offenders that pose the most risk to public safety.

**Thank You**