

**SUBMITTAL TO THE BOARD OF SUPERVISORS  
COUNTY OF RIVERSIDE, STATE OF CALIFORNIA**

251A



**FROM:** TLMA – Transportation Department

**SUBMITTAL DATE:**  
June 1, 2015

**SUBJECT:** Notice of Completion – Ellis Avenue Sidewalk Improvement Project between Marshall Street and Cowie Avenue in the Community of Good Hope. 1<sup>st</sup> District. [\$431,866]; Federal Funds 29%, State Funds 71%

**RECOMMENDED MOTION:** That the Board of Supervisors execute and file the attached "Notice of Completion."

**BACKGROUND:**

**Summary**

By Minute Order 3-53 of July 29, 2014, the Board of Supervisors entered into a contract with Mamco, Inc. dba Alabbasi Construction & Engineering of Riverside, CA for the sidewalk improvement project on Ellis Avenue between Marshall Street and Cowie Avenue in the community of Good Hope.

Departmental Concurrence

Patricia Romo  
Assistant Director of Transportation

Juan C. Perez  
Director of Transportation and Land Management

FINANCIAL DATA	Current Fiscal Year:	Next Fiscal Year:	Total Cost:	Ongoing Cost:	POLICY/CONSENT (Per Exec. Office)
<b>COST</b>	\$ 431,866	\$ 0	\$ 431,866	\$ 0	Consent <input type="checkbox"/> Policy <input checked="" type="checkbox"/>
<b>NET COUNTY COST</b>	\$ 0	\$ 0	\$ 0	\$ 0	
<b>SOURCE OF FUNDS:</b> State Safe Routes to School (SR2S) (71%), Community Development Block Grant (CDBG) (29%). There were no General funds used in this project.					<b>Budget Adjustment:</b> No
					<b>For Fiscal Year:</b> 14/15

**C.E.O. RECOMMENDATION:**

APPROVE

BY:

Tina Grande

County Executive Office Signature

**MINUTES OF THE BOARD OF SUPERVISORS**

- A-30
- 4/5 Vote
- Positions Added
- Change Order

Prev. Agn. Ref.: 7/29/14, Item 3-53

District: 1

Agenda Number:

**3-59**

**BACKGROUND:**  
Summary (continued)

The originally authorized amount of the contract was \$429,439. The total amended contract is \$431,866, which is 0.6% more than the originally authorized amount.

The work was completed at the direction of the Transportation Department on January 18, 2015, Work Order number C3-0070, SR2SL-5956(213).

**Impact on Residents and Businesses**

The improvements have improved pedestrian safety and provided an American with Disabilities Act (ADA) compliant path for all pedestrians, students, and parents.

**SUPPLEMENTAL:**  
Additional Fiscal Information

**Budget**

Original Contract Amount		<b>\$429,439</b>
Total Change Orders Authorized	-0.3%	<b>(\$1,199)</b>
Estimated Pending Change Orders	0.0%	\$0
Authorized Contract Amount		\$428,240
* Quantity Adjustments	0.8%	<b>\$3,626</b>
+ CCO FA Adjustments	0.0%	\$0
Total Amended Contract Amount	100.6%	<u>\$431,866</u>

**Expenditures**

Total Progress Payments		<b>\$431,866</b>
Estimated Pending Payments		\$0
Total Expenditures		<u>\$431,866</u>

**(Over)/Under Contract Amount** \$0

+ Change Orders using the Force Account method of payment issued prior to the work being completed generally do not use the total authorized amount.

\* CAL-Trans Standard Specifications 4-1.03B. Increases or decreases in the quantity of a contract item of work will be determined by comparing the total pay quantity of such item of work with the Engineer's Estimate. If the total pay quantity of any item of work required under the contract varies from the Engineer's Estimate by 25 percent or less, payment will be made for the quantity of work of said item performed at the contract unit price, unless eligible for adjustment pursuant to Section 4-1.03C, "Changes in Character of Work."

This project was funded with \$306,625 of State Safe Routes to School and \$125,241 Community Development Block Grant.

**SUBMITTAL TO THE BOARD OF SUPERVISORS, COUNTY OF RIVERSIDE, STATE OF CALIFORNIA**  
**FORM 11:** Notice of Completion – Ellis Avenue Sidewalk Improvement Project between Marshall Street and Cowie Avenue in the Community of Good Hope. 1<sup>st</sup> District. [\$431,866]; Federal Funds 29%, State Funds 71%  
**DATE:** June 1, 2015  
**PAGE:** 3 of 3

**Contract History and Price Reasonableness**

Six bids were received on June 18, 2014, ranging from \$429,439 to \$641,763. The basis for the selection of a contractor is the lowest responsive and responsible bid. That bid was submitted by Mamco, Inc. dba Alabbasi, in the amount of \$429,439, which was \$137,057 (24%) below the Engineer's Estimate.

**ATTACHMENTS:**

- A. Change Order Report

**CHANGE ORDER REPORT**  
**(Ellis Avenue Sidewalk Project)**

Change Order Number	Contract/Change Order Amount	Percent	Description
	<b>Original Contract Amount</b> \$429,439		
1	(1,199)	(0.3%)	Adjustment for price index fluctuations of paving asphalt.
Quantity Adjustments	\$3,626	0.8%	
Change Order Total and New Contract Total	<b>\$431,866</b>		

COUNTY OF RIVERSIDE  
TRANSPORTATION DEPARTMENT

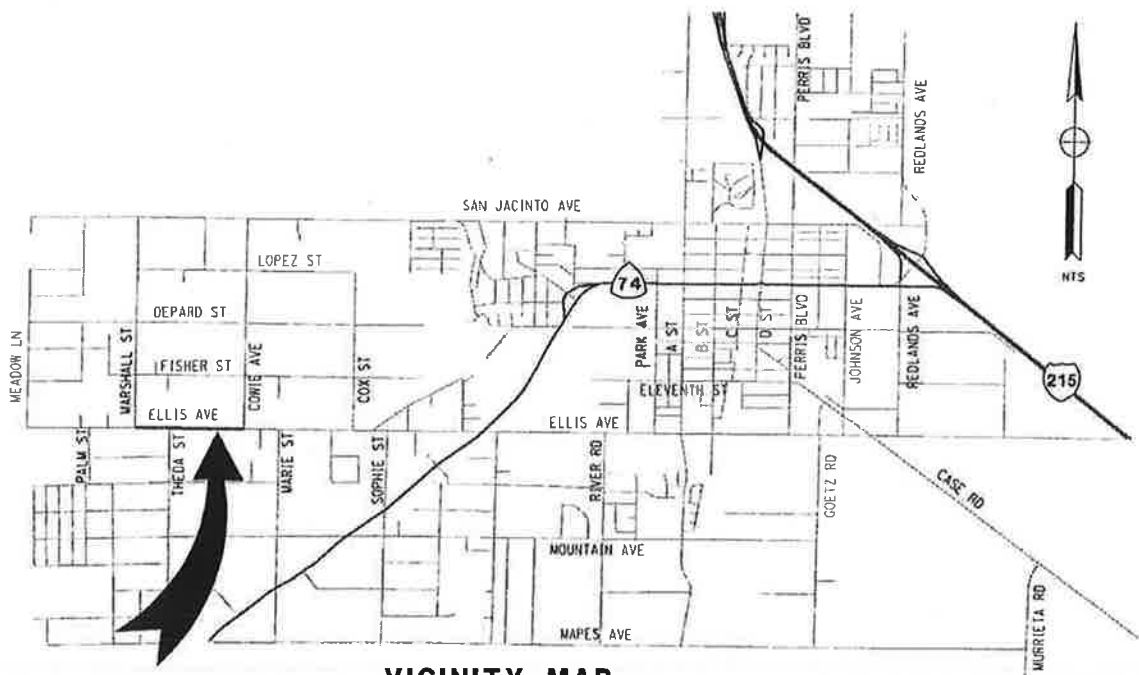
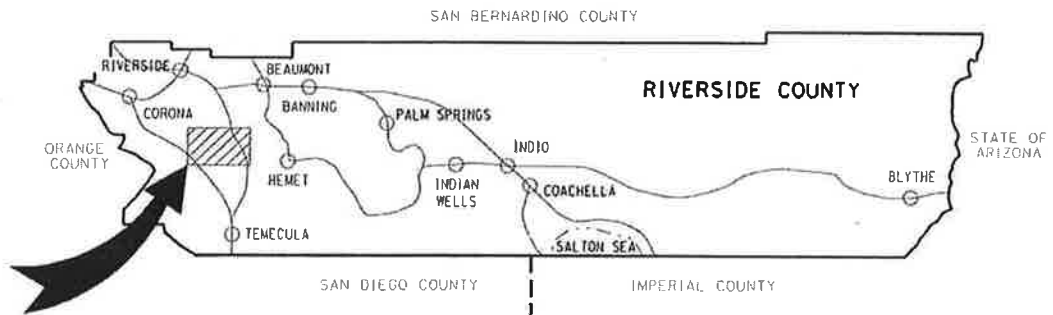
ELLIS AVENUE

SIDEWALK IMPROVEMENT PROJECT  
BETWEEN MARSHALL STREET AND COWIE AVENUE

GOOD HOPE AREA

PROJECT No. C3-0070

STATE PROJECT NO. SR2SL-5956(213)



**PROJECT  
LOCATION**

**VICINITY MAP**

TOWNSHIP 5S RANGE 4W SECTION 36  
COUNTY ROAD BOOK PAGE No. 83

PROGRESS ESTIMATE RECORD - COUNTY OF RIVERSIDE


SHEET 1 of 3

Processed Construction Inspection 5/5/2015

PROJECT: Ellis Avenue Sidewalk Improvement Project, Between Marshall Street and Cowie Avenue  
 County Project No.: C3-0070, State Project No. SR25L-5956(213)  
 Contract No. 14-07-003

Contractor: Mamco, Inc. dba Alabbasi  
 Address: 16810 Van Buren Blvd. #200  
 City, State, Zip: Riverside, CA 92504

Estimate No. 3 Final  
 From: January 26, 2016  
 To: April 26, 2016



Item No.	Item Description	Units	Quantity	Unit Price	Original Contract Amount	Change Orders Quantity	Change Orders Amount	Amended Contract Quantity	Amended Contract Amount	This Estimate Quantity	This Estimate Amount	Previous Quantity	Total Estimate To Date Quantity	Total Estimate To Date Amount	% Auth.
1	DUST ABATEMENT	LS	1	5,000.00	5,000.00			1.00	5,000.00	1.00	5,000.00	1.00	1.00	5,000.00	100%
2	WATER POLLUTION CONTROL	LS	1	6,500.00	6,500.00			1.00	6,500.00	1.00	6,500.00	1.00	1.00	6,500.00	100%
3	TRAFFIC CONTROL SYSTEM	LS	1	12,074.50	12,074.50			1.00	12,074.50	1.00	12,074.50	1.00	1.00	12,074.50	100%
4	CLEARING AND GRUBBING (INCLUDING MISC. WORK)	LS	1	3,000.00	3,000.00			1.00	3,000.00	1.00	3,000.00	1.00	1.00	3,000.00	100%
5	DEVELOP WATER SUPPLY	LS	1	1,500.00	1,500.00			1.00	1,500.00	1.00	1,500.00	1.00	1.00	1,500.00	100%
6	COLD PLANE ASPHALT CONCRETE PAVEMENT (12)	SQYD	255	12.00	3,060.00			255.00	3,060.00	262.50	3,150.00	262.50	262.50	3,150.00	103%
7	ROADWAY EXCAVATION	CY	1,775	22.00	39,050.00			1,775.00	39,050.00	1,876.00	41,272.00	1,876.00	1,876.00	41,272.00	106%
8	HOT MIX ASPHALT	TON	1,017	77.00	78,309.00			1,017.00	78,309.00	1,061.03	81,699.31	1,061.03	1,061.03	81,699.31	104%
9	CLASS 2 AGGREGATE BASE	CY	620	40.00	24,800.00			620.00	24,800.00	130.00	5,200.00	478.00	608.00	24,320.00	95%
10	ASPHALT CONCRETE (OPEN GRADED)	TON	295	80.00	23,600.00			295.00	23,600.00	323.80	25,904.00	323.80	323.80	25,904.00	110%
11	PERMEABLE BASE (8-1/2" STONE RECHARGE)	CY	315	50.00	15,750.00			315.00	15,750.00	314.00	15,700.00	314.00	314.00	15,700.00	100%
12	2" STABILIZING COURSE (CHOKER COURSE)	CY	75	48.00	3,600.00			75.00	3,600.00	75.00	3,600.00	75.00	75.00	3,600.00	100%
13	SUBGRADE ENHANCEMENT GEOTEXTILE	SQYD	1,460	3.00	4,380.00			1,460.00	4,380.00	1,825.00	5,475.00	1,825.00	1,825.00	5,475.00	125%
14	GEOMEMBRANE TO BLOCK WATER MIGRATION	SQYD	1,634	8.00	13,072.00			1,634.00	13,072.00	1,556.00	12,448.00	1,556.00	1,556.00	12,448.00	95%
15	PLACE ASPHALT CONCRETE (MISCELLANEOUS AREA)	SQYD	57	60.00	3,420.00		-3,420.00								N/A
16	MINOR CONCRETE (CURB AND GUTTER) (CRS 201)	LF	2,135	14.50	30,957.50			2,135.00	30,957.50	10.00	145.00	1,772.00	1,782.00	25,839.00	83%
17	MINOR CONCRETE (SIDEWALK)	SQFT	10,755	3.50	37,642.50			10,755.00	37,642.50			9,431.00	9,431.00	33,008.50	88%
18	MINOR CONCRETE (DRIVEWAY APPROACH) (CRS 213 - MODIFIED)	EA	13	775.00	10,075.00			13.00	10,075.00			15.00	15.00	11,625.00	115%
19	MINOR CONCRETE (DRIVEWAY)	SQFT	1,010	4.30	4,343.00			1,010.00	4,343.00			1,262.50	1,262.50	5,428.75	125%
20	MINOR CONCRETE (CURB RAMP) (CRS 403 - CASE D - MODIFIED)	EA	2	800.00	1,600.00			2.00	1,600.00			2.00	2.00	1,600.00	100%
21	MINOR CONCRETE (CURB RAMP) (CRS 403 - CASE A)	EA	1	2,150.00	2,150.00			1.00	2,150.00			1.00	1.00	2,150.00	100%
22	MINOR CONCRETE (CURB RAMP) (CRS 403 - CASE B)	EA	1	1,000.00	1,000.00			1.00	1,000.00			1.00	1.00	1,000.00	100%

Item No.	Item Description	Units	Quantity	Unit Price	Original Contract Amount	Change Orders Quantity	Amended Contract Quantity	This Estimate Quantity	Previous Quantity	Total Estimate To Date Quantity	Estimate No.		% Auth.
											Amount	Amount	
23	CURB DRAIN	EA	3	300.00	900.00		3.00		3.00	3.00	900.00	3 Final	100%
24	REMOVE TREE	EA	9	1,000.00	9,000.00		9.00		11.00	11.00	11,000.00	January 26, 2015	122%
25	RELOCATE MAILBOX	EA	13	220.00	2,860.00		13.00		16.00	16.00	3,520.00	April 25, 2015	123%
26	REMOVE ROCKS	EA	3	500.00	1,500.00		3.00		3.00	3.00	1,500.00		100%
27	CHAIN LINK FENCE (6' (INCLUDING PILASTERS)	LF	280	30.00	8,400.00		280.00		277.00	277.00	8,310.00		99%
28	INSTALL CHAIN LINK GATE (6')	EA	3	500.00	1,500.00		3.00		3.00	3.00	1,500.00		100%
29	RELOCATE CHAIN LINK FENCE	LF	650	16.00	10,400.00		650.00		650.00	650.00	10,400.00		100%
30	RELOCATE DECORATIVE STEEL FENCE (6' (INCLUDING PILASTERS)	LF	180	38.00	6,840.00		180.00		180.00	180.00	6,840.00		100%
31	REMOVE WOOD FENCE	LF	25	20.00	500.00		25.00		25.00	25.00	500.00		100%
32	RELOCATE/ADJUST DECORATIVE SLIDING STEEL GATE	EA	2	1,000.00	2,000.00		2.00		2.00	2.00	2,000.00		100%
33	INSTALL ELECTRIC GATE OPENER (RESTORE ELECTRICAL CONNECTION)	EA	1	4,000.00	4,000.00		1.00		1.00	1.00	4,000.00		100%
34	RELOCATE SIGNS	EA	7	110.00	770.00		7.00		8.00	8.00	880.00		114%
35	ROADSIDE SIGN - ONE POST & CCO 1	EA	3	470.00	1,410.00	6.00	9.00	6.00	3.00	9.00	4,230.00		100%
36	SOLAR POWERED YELLOW FLASHING BEACON	EA	2	4,300.00	8,600.00		2.00	2.00		2.00	8,600.00		100%
37	REMOVE TRAFFIC STRIPE AND PAVEMENT MARKING	SQFT	200	2.40	480.00		200.00		151.50	151.50	363.60		76%
38	PAINT TRAFFIC STRIPE (2-COAT)	LF	3,090	0.45	1,390.50		3,090.00		3,862.50	3,862.50	1,738.13		125%
39	THERMOPLASTIC PAVEMENT MARKING & CCO 1	SQFT	430	5.50	2,365.00	546.00	976.00	438.50	537.50	976.00	5,368.00		100%
40	DE-MOBILIZATION	LS	1	20,000.00	20,000.00		1.00	0.25	0.75	1.00	20,000.00		100%
41	FUNDING AWARENESS SIGN	EA	2	820.00	1,640.00		2.00		2.00	2.00	1,640.00		100%
42	MISCELLANEOUS WORK (AS DIRECTED)	FA	1	20,000.00	20,000.00		1.00	0.9942255		0.9942255	19,884.51		99%
CCO 1	PRICE INDEX FLUCTUATIONS	ADJ	0	1.00	0.00	-3,602.19	-3,602.19	-3,602.19		-3,602.19	-3,602.19		100%

Contractor: Mamco, Inc. dba Alabbasi  
 Address: 16510 Van Buren Blvd. #200  
 City, State, Zip: Riverside, CA 92504

PROJECT: Ellis Avenue Sidewalk Improvement Project, Between Marshall Street and Cowie Avenue  
 County Project No.: C3-0070, State Project No. SR25L-6966(213)  
 Contract No. 14-07-003



Estimate No. 3 Final  
 From: January 26, 2015  
 To: April 25, 2015

PROJECT: Ellis Avenue Sidewalk Improvement Project, Between Marshall Street and Cowie Avenue  
 County Project No.: C3-0070, State Project No. SR23L-6986(213)  
 Contract No. 14-07-003

Contractor: Mamco, Inc. dba Alabbasi  
 Address: 16810 Van Buren Blvd. #200  
 City, State, Zip: Riverside, CA 92504

Estimate No. 3 Final  
 From: January 26, 2015  
 To: April 25, 2016

Item No.	Item Description	Units	Quantity	Unit Price	Original Contract		Change Orders		Amended Contract		This Estimate		Previous		Total Estimate To Date		% Auth.
					Amount	Quantity	Amount	Quantity	Amount	Quantity	Amount	Quantity	Amount	Quantity	Amount	Quantity	
					429,439.00			(1,199.19)	428,239.81			40,459.07				431,666.11	
<b>PROJECT TOTAL</b>																	

Made by: Andrew Potter  
 Checked by: *[Signature]* 5/5/15  
 OK Const. Supv. *[Signature]* 5/5/15

Working Days: 20  
 Days Added: 0  
 Subtotal: 20  
 Days Used: 20  
 % Time Elapsed: 100%

Start Date: 12-15-14  
 End Date: 1-18-15  
 % % Complete: 101%  
 Original Contract: \$429,439.00  
 Amended Contract: \$428,239.81

TOTAL VALUE OF WORK TO DATE: \$431,666.11  
 LESS RETENTION: 5% 21,593.31  
 TOTAL DUE TO DATE: \$410,272.80  
 LESS PREVIOUSLY INVOICED: 371,836.68  
 LESS LABOR NON COMPLIANCE: 0.00  
 TOTAL DUE THIS PAYMENT: \$38,436.12

This Estimate Approved *[Signature]* Date: 5/12/15 for Patricia Romo, Assistant Director of Transportation  
 Received by Accounts Payable: \_\_\_\_\_ By: \_\_\_\_\_

Quantities on This Estimate Approved *[Signature]* Date: 5/17/15  
 Mamco, Inc dba Alabbasi

**PAYMENT APPROVAL**  
 Fund 20000  
 Dept ID 31305  
 Account 527980  
 Project Z03-0070E  
 Activity ID Z3500  
 Resource Type CNT  
 Signature *[Signature]*  
 Date 5/12/15

TRANSFISCAL APPROVED  
 By: Crystal Potter 5-3461  
 MAY 13 2015

Norma Larson  
 951-955-2783  
 5.12.15



