

**SUBMITTAL TO THE BOARD OF SUPERVISORS
COUNTY OF RIVERSIDE, STATE OF CALIFORNIA**

310A



FROM: Don Kent, Treasurer-Tax Collector

SUBMITTAL DATE:
June 9, 2015

SUBJECT: Treasurer's Monthly Disclosure Report on Investments

RECOMMENDED MOTION: That the Board of Supervisors receives and files the Treasurer's "Monthly Disclosure Report on Investments" dated May 2015.

BACKGROUND:

Summary

The County Treasurer and Tax Collector is submitting the above noted report to the County Board of Supervisors in keeping with Section 53607 of the California Government Code, which requires a quarterly report on the status of investments. The practice has been to provide the Board with a monthly report. The report gives the various statistics on the portfolio as to overall composition, liquidity structure, credit quality on the various securities, and provides several trends on earning performance, average weighted maturity, and the portfolio's "paper loss or gain".

Don Kent
Treasurer-Tax Collector

FINANCIAL DATA	Current Fiscal Year:	Next Fiscal Year:	Total Cost:	Ongoing Cost:	POLICY/CONSENT (per Exec. Office)
COST	\$ 0	\$ 0	\$ 0	\$ 0	Consent <input checked="" type="checkbox"/> Policy <input type="checkbox"/>
NET COUNTY COST	\$ 0	\$ 0	\$ 0	\$ 0	

SOURCE OF FUNDS:	Budget Adjustment: No
	For Fiscal Year: 2014/2015

C.E.O. RECOMMENDATION:

APPROVE

BY: Samuel Wong 6/11/15
Samuel Wong

County Executive Office Signature

MINUTES OF THE BOARD OF SUPERVISORS

- A-30
- 4/5 Vote
- Positions Added
- Change Order


Prev. Agn. Ref.: | **District:** | **Agenda Number:**

2-19



County of Riverside *May* 2015

Treasurer's Pooled Investment Fund



Capital Markets Team

Don Kent

Treasurer-Tax Collector

Jon Christensen

Asst. Treasurer-Tax Collector

Giovane Pizano

Investment Manager

Isela Licea

Asst. Investment Manager

Investment Objectives

*The primary objective of the treasurer shall be to **safeguard the principal** of the funds under the treasurer's control, meet the **liquidity needs** of the depositor, and achieve a **return on the funds** under his or her control.*

COUNTY OF RIVERSIDE TREASURER'S POOLED INVESTMENT FUND IS CURRENTLY RATED: Aaa-bf BY MOODY'S INVESTOR'S SERVICE AND AAA/V1 BY FITCH RATINGS

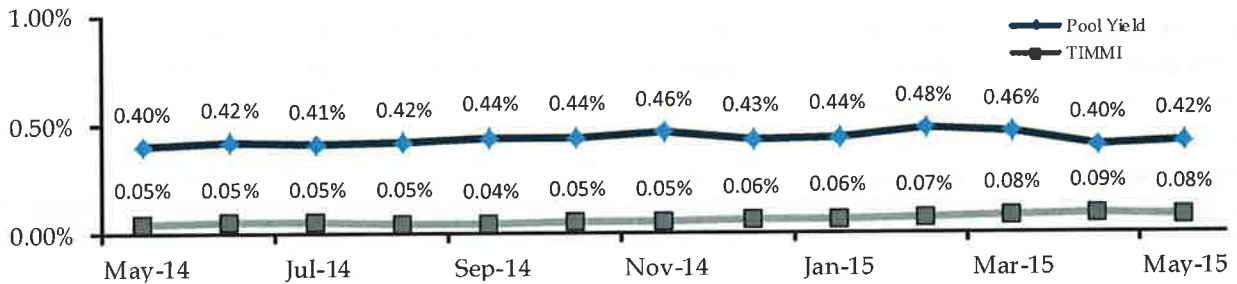
	Month End Market Value (\$)*	Month End Book Value (\$)	Paper Gain or Loss (\$)	Paper Gain or Loss (%)	Book Yield (%)	Yrs to Maturity	Modified Duration
May	6,231,402,163.99	6,230,332,224.20	1,069,939.79	0.02	0.42	1.09	1.07
April	6,834,465,478.09	6,833,283,754.08	1,181,724.01	0.02	0.40	1.04	1.02
March	5,730,402,540.40	5,728,600,174.74	1,802,365.66	0.03	0.46	1.25	1.22
February	5,517,030,770.65	5,517,608,884.48	(578,113.83)	(0.01)	0.48	1.35	1.32
January	5,536,152,467.50	5,532,205,553.13	3,946,914.37	0.07	0.44	1.26	1.23
December	5,895,845,894.96	5,899,853,397.68	(4,007,502.72)	(0.07)	0.43	1.24	1.21

The Treasurer's Pooled Investment Fund is comprised of the County, Schools, Special Districts, and other Discretionary Depositors.

TIMMI

The Treasurer’s Institutional Money Market Index (TIMMI) is compiled and reported by the Riverside County Treasurer’s Capital Markets division. It is a composite index derived from four AAA rated prime institutional money market funds. Similar to the Treasurer’s Office, prime money market funds invest in a diversified portfolio of U.S. dollar denominated money market instruments including U.S. Treasuries, government agencies, commercial paper, certificates of deposits, repurchase agreements, etc. TIMMI is currently comprised of the five multi billion dollar funds listed below.

AAA Rated Prime Institutional Money-Market Funds		
Fund	Symbol	7 Day Yield
Fidelity Prime Institutional MMF	FIPXX	0.11%
Federated Prime Obligations Fund	POIXX	0.06%
Wells Fargo Advantage Heritage	WFJXX	0.11%
Morgan Stanley Institutional Prime Liquidity Fund	MPFXX	0.08%
JP Morgan	CJPXX	0.08%



Cash Flows

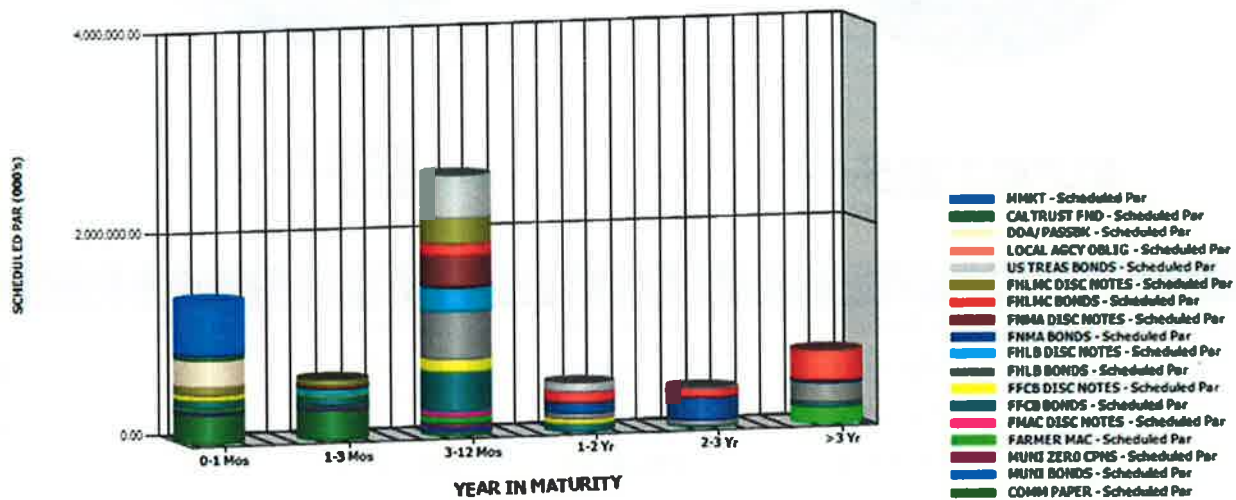
Month	Monthly Receipts	Monthly Disbursements	Difference	Required Matured Investments	Balance	Actual Investments Maturing	Available to Invest > 1 Year
06/2015					190.65		
06/2015	750.00	1,220.61	(470.61)	279.96	-	1,417.37	
07/2015	1,100.00	1,050.00	50.00		50.00	254.51	
08/2015	725.00	850.00	(125.00)	75.00	-	347.34	
09/2015	800.00	1,000.00	(200.00)	200.00	-	346.00	
10/2015	975.00	1,150.00	(175.00)	175.00	-	330.51	
11/2015	1,150.00	900.00	250.00		250.00	50.00	
12/2015	1,900.00	975.00	925.00		1,175.00	25.00	
01/2016	901.94	1,593.66	(691.72)		483.28	665.07	
02/2016	875.00	1,000.00	(125.00)		358.28	451.05	
03/2016	1,100.00	970.00	130.00		488.28	80.00	
04/2016	1,611.36	970.00	641.36		1,129.64	10.00	
05/2016	712.44	1,350.00	(637.56)		492.08	649.73	
TOTALS	12,600.74	13,029.27	(428.53)	729.96	4,617.21	4,626.58	5,500.37
				11.72%		74.26%	88.28%

* All values reported in millions (\$).

The Pooled Investment Fund cash flow requirements are based upon a 12 month historical cash flow model. Based upon projected cash receipts and maturing investments, there are sufficient funds to meet future cash flow disbursements over the next 12 months.

Maturity Distribution

Scheduled Par (000's)	0-1 Mos	1-3 Mos	3-12 Mos	1-2 Yr	2-3 Yr	>3 Yr	Totals (000's)
MMKT	535,000.00	-	-	-	-	-	535,000.00
CALTRUST FND	54,000.00	-	-	-	-	-	54,000.00
DDA/PASSBK	260,000.00	-	-	-	-	-	260,000.00
LOCAL AGCY OBLIG	-	-	-	-	-	395.00	395
US TREAS BONDS	-	-	425,000.00	90,000.00	10,000.00	-	525,000.00
FHLMC DISC NOTES	86,571.00	67,000.00	260,000.00	-	-	-	413,571.00
FHLMC BONDS	-	-	120,366.00	105,130.00	87,050.00	298,312.00	610,858.00
FNMA DISC NOTES	-	31,000.00	306,000.00	-	-	-	337,000.00
FNMA BONDS	-	-	15,000.00	111,887.00	231,562.00	29,975.00	388,424.00
FHLB DISC NOTES	-	50,000.00	227,652.00	-	-	-	277,652.00
FHLB BONDS	-	-	484,500.00	53,785.71	57,000.00	189,535.00	784,820.71
FFCB DISC NOTES	50,000.00	15,061.00	120,000.00	50,000.00	-	-	235,061.00
FFCB BONDS	80,000.00	94,000.00	397,616.00	77,000.00	5,000.00	50,000.00	703,616.00
FMAC DISC NOTES	-	-	50,000.00	-	-	-	50,000.00
FARMER MAC	25,000.00	10,000.00	65,000.00	-	8,850.00	160,000.00	268,850.00
MUNI ZERO CPNS	25,000.00	32,450.00	51,000.00	-	-	-	108,450.00
MUNI BONDS	11,295.00	8,335.00	25,225.00	-	-	-	44,855.00
COMM PAPER	290,500.00	294,000.00	50,000.00	-	-	-	6,232,052.71
Totals (000's):	1,417,366.00	601,846.00	2,597,359.00	487,802.71	399,462.00	728,217.00	6,232,052.71
%	22.74%	9.66%	41.68%	7.83%	6.41%	11.69%	
Cumulative %	22.74%	32.40%	74.08%	81.91%	88.31%	100.00%	



Month End Portfolio Holdings

CUSIP	Description	Maturity Date	Coupon	Yield To Maturity	Par Value	Book Value	Market Price	Market Value	Unrealized Gain/Loss	Modified Duration	Years To Maturity
Fund: 1 POOL FUND											
MMKT											
WFJXX	CALTRUST HERITAGE	06/01/2015	.106	.106	150,000,000.00	150,000,000.00	100.000000	150,000,000.00	0.00	.003	.003
FIPXX	FIDELITY PRIME	06/01/2015	.104	.104	210,000,000.00	210,000,000.00	100.000000	210,000,000.00	0.00	.003	.003
POJXX	FEDERATED PRIME	06/01/2015	.056	.056	45,000,000.00	45,000,000.00	100.000000	45,000,000.00	0.00	.003	.003
MPFXX	MORGAN STANLEY PRIME	06/01/2015	.075	.075	65,000,000.00	65,000,000.00	100.000000	65,000,000.00	0.00	.003	.003
CJPXX	JP MORGAN PRIME	06/01/2015	.081	.081	65,000,000.00	65,000,000.00	100.000000	65,000,000.00	0.00	.003	.003
			.094	.094	535,000,000.00	535,000,000.00	100.000000	535,000,000.00	0.00	.003	.003
CALTRUST FND											
CLTR	CALTRUST SHT TERM	06/01/2015	.440	.440	54,000,000.00	54,000,000.00	100.000000	54,000,000.00	0.00	.003	.003
			.440	.440	54,000,000.00	54,000,000.00	100.000000	54,000,000.00	0.00	.003	.003
DDA/PASSBK											
CASH	UB MANAGED RATE	06/01/2015	.080	.080	260,000,000.00	260,000,000.00	100.000000	260,000,000.00	0.00	.003	.003
			.080	.080	260,000,000.00	260,000,000.00	100.000000	260,000,000.00	0.00	.003	.003
LOCAL AGCY OBLIG											
LAO	US DIST COURTHOUSE	06/15/2020	.902	.902	395,000.00	395,000.00	100.000000	395,000.00	0.00	2.405	5.047
			.902	.902	395,000.00	395,000.00	100.000000	395,000.00	0.00	2.405	5.047
US TREAS BONDS											
912828TM2	U.S. TREASURY BOND	08/31/2017	.625	1.013	5,000,000.00	4,937,109.38	99.828000	4,991,400.00	54,290.62	2.223	2.255
912828TB6	U.S. TREASURY BOND	06/30/2017	.750	.932	5,000,000.00	4,971,875.00	100.227000	5,011,350.00	39,475.00	2.055	2.085
912828UG3	U.S. TREASURY BOND	01/15/2016	.375	.225	25,000,000.00	25,047,851.56	100.125000	25,031,250.00	-16,601.56	.621	.627
912828UG3	U.S. TREASURY BOND	01/15/2016	.375	.237	25,000,000.00	25,043,945.31	100.125000	25,031,250.00	-12,695.31	.621	.627
912828UG3	U.S. TREASURY BOND	01/15/2016	.375	.184	25,000,000.00	25,057,617.19	100.125000	25,031,250.00	-26,367.19	.621	.627
912828VC1	U.S. TREASURY BOND	05/15/2016	.250	.324	25,000,000.00	24,971,679.69	99.969000	24,992,250.00	20,570.31	.953	.959
912828WH9	U.S. TREASURY BOND	05/15/2017	.875	.752	25,000,000.00	25,077,148.44	100.555000	25,138,750.00	61,601.56	1.935	1.959
912828VC1	U.S. TREASURY BOND	05/15/2016	.250	.335	25,000,000.00	24,967,773.44	99.969000	24,992,250.00	24,476.56	.953	.959
912828VC1	U.S. TREASURY BOND	05/15/2016	.250	.335	25,000,000.00	24,967,773.44	99.969000	24,992,250.00	24,476.56	.953	.959
912828VC1	U.S. TREASURY BOND	05/15/2016	.250	.324	25,000,000.00	24,971,679.69	99.969000	24,992,250.00	20,570.31	.953	.959
912828SC5	U.S. TREASURY BOND	01/31/2017	.875	.641	25,000,000.00	25,129,882.81	100.578000	25,144,500.00	14,617.19	1.638	1.674
912828B82	U.S. TREASURY BOND	02/29/2016	.250	.238	25,000,000.00	25,003,906.25	100.008000	25,002,000.00	-1,906.25	.748	.751
912828VC1	U.S. TREASURY BOND	05/15/2016	.250	.292	25,000,000.00	24,984,375.00	99.969000	24,992,250.00	7,875.00	.954	.959
912828BH1	U.S. TREASURY BOND	01/31/2016	.375	.278	25,000,000.00	25,027,343.75	100.125000	25,031,250.00	3,906.25	.665	.671
912828UG3	U.S. TREASURY BOND	01/15/2016	.375	.267	25,000,000.00	25,029,298.88	100.125000	25,031,250.00	1,953.12	.620	.627
912828VC1	U.S. TREASURY BOND	05/15/2016	.250	.418	25,000,000.00	24,941,406.25	99.969000	24,992,250.00	50,843.75	.953	.959
912828UG3	U.S. TREASURY BOND	01/15/2016	.375	.320	25,000,000.00	25,014,648.44	100.125000	25,031,250.00	16,601.56	.620	.627
912828VC1	U.S. TREASURY BOND	05/15/2016	.250	.329	50,000,000.00	49,947,265.63	99.969000	49,984,500.00	37,234.37	.953	.959
912828VG2	U.S. TREASURY BOND	06/15/2016	.500	.321	25,000,000.00	25,049,804.69	100.180000	25,045,000.00	-4,804.69	1.033	1.044
912828VC1	U.S. TREASURY BOND	05/15/2016	.250	.273	25,000,000.00	24,991,110.63	99.969000	24,992,250.00	-1,890.63	.953	.959
912828WQ9	U.S. TREASURY BOND	06/30/2016	.500	.345	15,000,000.00	15,026,671.80	100.164000	15,024,600.00	-2,071.80	1.078	1.085
912828VC1	U.S. TREASURY BOND	05/15/2016	.250	.281	25,000,000.00	24,992,187.50	99.969000	24,992,250.00	62.50	.954	.959
			.373	.348	525,000,000.00	525,155,382.77	100.089607	525,467,600.00	312,217.23	.961	.969
FHLMC DISC NOTES											
313396HY2	FHLMC-DISC NOTE	07/10/2015	.150	.150	15,000,000.00	14,977,687.50	99.996000	14,999,400.00	21,712.50	.109	.110
313396KP7	FHLMC-DISC NOTE	08/18/2015	.170	.170	20,000,000.00	19,966,377.78	99.989000	19,997,800.00	31,422.22	.216	.216
313396GZ0	FHLMC-DISC NOTE	06/17/2015	.105	.105	25,000,000.00	24,984,687.50	99.999000	24,999,750.00	15,062.50	.046	.047
313396GZ0	FHLMC-DISC NOTE	06/17/2015	.105	.105	25,000,000.00	24,985,052.08	99.999000	24,999,750.00	14,697.92	.046	.047
313396GZ0	FHLMC-DISC NOTE	06/17/2015	.105	.105	25,000,000.00	24,985,052.08	99.999000	24,999,750.00	14,697.92	.046	.047
313396GX5	FHLMC-DISC NOTE	06/15/2015	.175	.175	11,571,000.00	11,560,881.87	99.999000	11,570,884.29	9,999.00	.041	.041
313396JV6	FHLMC-DISC NOTE	07/31/2015	.118	.118	32,000,000.00	31,981,513.33	99.993000	31,997,760.00	16,246.67	.167	.167
313396ND1	FHLMC-DISC NOTE	10/19/2015	.150	.150	25,000,000.00	24,976,666.67	99.967000	24,991,750.00	15,083.33	.385	.386
313396NE9	FHLMC-DISC NOTE	10/30/2015	.150	.150	25,000,000.00	24,977,395.83	99.967000	24,991,750.00	14,354.17	.388	.389
313396NE9	FHLMC-DISC NOTE	10/30/2015	.150	.150	25,000,000.00	24,978,957.50	99.967000	24,991,750.00	12,792.50	.388	.389
313396NE9	FHLMC-DISC NOTE	10/30/2015	.150	.150	25,000,000.00	24,978,958.33	99.967000	24,991,750.00	12,791.67	.388	.389
313396NF6	FHLMC-DISC NOTE	10/21/2015	.145	.145	25,000,000.00	24,979,659.72	99.966000	24,991,500.00	11,840.28	.391	.392
313396SV6	FHLMC-DISC NOTE	02/08/2016	.220	.220	25,000,000.00	24,954,472.22	99.895000	24,973,750.00	19,277.78	.691	.693
313396NE9	FHLMC-DISC NOTE	10/20/2015	.135	.135	25,000,000.00	24,982,937.50	99.967000	24,991,750.00	8,812.50	.388	.389
313396TG8	FHLMC-DISC NOTE	02/19/2016	.190	.190	25,000,000.00	24,960,680.50	99.890000	24,972,500.00	11,819.50	.721	.723
313396SA2	FHLMC-DISC NOTE	01/20/2016	.170	.170	25,000,000.00	24,968,597.22	99.922000	24,980,500.00	11,902.78	.640	.641
313396SA2	FHLMC-DISC NOTE	01/20/2016	.170	.170	25,000,000.00	24,968,597.22	99.922000	24,980,500.00	11,902.78	.640	.641
313396SA2	FHLMC-DISC NOTE	01/20/2016	.160	.160	10,000,000.00	9,988,222.22	99.922000	9,992,700.00	3,977.78	.640	.641
			.149	.149	413,571,000.00	413,156,503.07	99.962230	413,414,794.29	258,291.22	.356	.357
FHLMC BONDS											
3134G3550	FHLMC 4Yr	11/01/2016	.625	.647	10,000,000.00	9,991,200.00	100.114000	10,011,400.00	20,200.00	1.407	1.425
3134G33R9	FHLMC 3YrNc1YrE	01/15/2016	.450	.450	5,000,000.00	5,000,000.00	100.127000	5,006,350.00	6,350.00	.620	.627
3134G3550	FHLMC 4Yr	11/01/2016	.625	.600	4,625,000.00	4,629,301.25	100.114000	4,630,272.50	971.25	1.408	1.425
3134G36J4	FHLMC 3.5YrNc3MoB	09/14/2016	.650	.650	5,000,000.00	5,000,000.00	99.845000	4,992,250.00	-7,750.00	1.277	1.293
3134G36J4	FHLMC 3YrNc3MoB	09/14/2016	.650	.656	5,000,000.00	4,999,000.00	99.845000	4,992,250.00	-6,750.00	1.277	1.293
3134G36J4	FHLMC 3.5YrNc3MoB	09/14/2016	.650	.650	5,000,000.00	5,000,000.00	99.845000	4,992,250.00	-7,750.00	1.277	1.293
3134GIMB1	FHLMC 5YrNc6MoB	12/18/2018	1.500	1.500	5,000,000.00	5,000,000.00	100.065000	5,003,250.00	3,250.00	3.419	3.553
3134GIM88	FHLMC 5YrNc6MoB	12/18/2018	1.375	1.375	10,000,000.00	10,000,000.00	100.047000	10,004,700.00	4,700.00	3.429	3.553
3134G5G7	FHLMC 5YrNc6MoB	09/16/2019	1.625	1.625	10,000,000.00	10,000,000.00	100.055000	10,005,500.00	5,500.00	4.116	4.299
3134G5GU3	FHLMC 5YrNc3MoB	09/04/2019	1.500	1.500	3,200,000.00	3,200,000.00	100.019000	3,200,320.00	320.00	4.096	4.266
3134G5LW3	FHLMC 5YrNc3MoB	11/20/2019	1.500	1.500	5,863,000.00	5,863,000.00	100.197000	5,874,550.11	11,550.11	4.305	4.477
3137EADQ9	FHLMC 1Yr	05/13/2016	.500	.350	25,000,000.00	25,055,500.00	100.105000	25,026,250.00	-29,250.00	.947	.953
3134G5SR7	FHLMC 3YrNc6MoB	12/24/2019	1.600	1.600	20,000,000.00	20,000,000.00	100.092000	20,018,400.00	18,400.00	4.354	4.570
3134G5SB2	FHLMC 2YrNc3MoB	12/19/2016	.750	.790	15,000,000.00	14,988,000.00	100.020000	15,003,000.00	15,000.00	1.533	1.556
3134G5F3	FHLMC 2.25YrNc3MoB	03/24/2017	.850	.909	5,505,000.00	5,497,843.50	100.044000	5,507,422.20	9,578.70	1.793	1.816
3134G5U0	FHLMC 2.5YrNc3MoB	06/30/2017	1.000	1.019	9,500,000.00	9,488,600.00					

CUSIP	Description	Maturity Date	Coupon	Yield To Maturity	Par Value	Book Value	Market Price	Market Value	Unrealized Gain/Loss	Modified Duration	Years To Maturity
3133845W0	FHLB DISC NOTE	02/09/2016	.200	.200	10,000,000.00	9,983,777.78	99.887556	9,988,755.56	4,977.78	.691	.696
3133845K6	FHLB DISC NOTE	01/29/2016	.200	.200	24,000,000.00	23,964,133.33	99.892444	23,974,186.67	10,053.34	.664	.666
3133845Y6	FHLB DISC NOTE	02/11/2016	.210	.210	25,000,000.00	24,959,020.83	99.886667	24,971,666.67	12,645.84	.699	.701
3133845P5	FHLB DISC NOTE	02/02/2016	.190	.190	25,000,000.00	24,964,111.11	99.890667	24,972,666.67	8,555.56	.675	.677
3133845Y6	FHLB DISC NOTE	02/11/2016	.210	.210	25,000,000.00	24,959,166.67	99.886667	24,971,666.67	12,500.00	.699	.701
			.179	.179	277,652,000.00	277,300,750.29	99.930579	277,459,250.95	158,500.66	.501	.502
FHLB BONDS											
313380557	FHLB 4YrNc3MoA	10/11/2016	.700	.700	4,285,714.00	4,285,714.00	99.914000	4,282,028.29	-3,685.71	1.351	1.367
313382Y31	FHLB 5YrNc6MoB	05/21/2018	.850	.850	12,000,000.00	12,000,000.00	100.059000	12,007,080.00	7,080.00	2.932	2.975
3133833M1	FHLB 5YrNc3MoB	05/23/2018	.750	.750	10,000,000.00	10,000,000.00	99.885000	9,988,500.00	-11,500.00	2.939	2.981
3133833J8	FHLB 5YrNc6MoB	05/25/2018	.750	.750	10,000,000.00	10,000,000.00	100.092000	10,009,200.00	9,200.00	2.944	2.986
313384M0	FHLB 5YrNc6MoB	05/29/2018	.880	.880	5,000,000.00	5,000,000.00	100.093000	5,004,650.00	4,650.00	2.954	2.997
3133836N6	FHLB 5YrNc1YrB	06/12/2018	.800	.800	10,000,000.00	10,000,000.00	100.021000	10,002,100.00	2,100.00	2.977	3.036
3133836N6	FHLB 5YrNc1YrB	06/12/2018	.800	.800	10,000,000.00	10,000,000.00	100.021000	10,002,100.00	2,100.00	2.977	3.036
313383CP4	FHLB 5YrNc3MoB	06/19/2018	.875	.875	5,000,000.00	5,000,000.00	99.778000	4,988,900.00	-11,100.00	2.992	3.055
313383CP4	FHLB 5YrNc3MoB	06/19/2018	.875	.875	5,000,000.00	5,000,000.00	99.778000	4,988,900.00	-11,100.00	2.992	3.055
313383CP4	FHLB 5YrNc3MoB	06/19/2018	.875	.875	10,000,000.00	10,000,000.00	99.778000	9,977,800.00	-22,200.00	2.992	3.055
313383EM9	FHLB 5YrNc6MoB	06/20/2018	.900	.900	5,000,000.00	4,998,000.00	99.915000	4,995,750.00	-2,250.00	2.992	3.058
313383EN7	FHLB 5YrNc3MoB	06/20/2018	1.000	1.000	13,000,000.00	13,000,000.00	100.041000	13,005,330.00	5,330.00	2.986	3.058
313383EP2	FHLB 5YrNc3MoB	06/20/2018	1.250	1.250	10,000,000.00	10,000,000.00	99.743000	9,974,300.00	-25,700.00	2.970	3.058
3130A15J3	FHLB 3YrNc6MoB	03/24/2017	.900	.900	5,000,000.00	5,000,000.00	100.039000	5,001,950.00	1,950.00	1.792	1.816
3130A17J1	FHLB 3.25YrNc3MoB	06/27/2017	1.050	1.058	10,000,000.00	9,997,500.00	99.956000	9,995,600.00	-1,900.00	2.075	2.077
3130A23Z7	FHLB 5YrNc3MoB	06/18/2019	1.500	1.500	10,000,000.00	10,000,000.00	100.067000	10,006,700.00	6,700.00	3.886	4.052
3130A23Z7	FHLB 5YrNc3MoB	06/18/2019	1.500	1.500	15,000,000.00	15,000,000.00	100.067000	15,010,050.00	10,050.00	3.886	4.052
3130A2A19	FHLB 5YrNc3MoB	06/26/2019	1.500	1.500	8,000,000.00	8,000,000.00	99.947000	7,995,760.00	-4,240.00	3.908	4.074
3130A3LC6	FHLB 5YrNc3MoB	12/19/2019	1.800	1.800	5,000,000.00	5,000,000.00	100.075000	5,003,750.00	3,750.00	4.315	4.556
3130A3N83	FHLB 3Yr	12/29/2017	1.050	1.050	10,000,000.00	10,000,000.00	100.048000	10,010,800.00	10,800.00	2.526	2.584
3130A3MT8	FHLB 5YrNc6MoB	12/30/2019	1.500	1.500	10,000,000.00	10,000,000.00	99.792000	9,979,200.00	-20,800.00	4.386	4.586
3130A3P81	FHLB 1Yr	01/29/2016	.250	.250	15,000,000.00	14,999,100.00	99.994000	14,999,100.00	-900.00	.660	.666
3130A3P81	FHLB 1Yr	01/29/2016	.250	.250	25,000,000.00	25,000,000.00	99.994000	24,998,500.00	-1,500.00	.660	.666
3130A3QH0	FHLB 1YrNc6MoE	01/06/2016	.300	.300	15,000,000.00	15,000,000.00	99.988000	14,998,200.00	-1,800.00	.596	.603
3130A3QP2	FHLB 1YrNc7MoB	01/06/2016	.310	.310	25,000,000.00	25,000,000.00	99.988000	24,997,000.00	-3,000.00	.596	.603
3130A3Q36	FHLB 1YrNc6MoE	12/30/2015	.300	.300	25,000,000.00	25,000,000.00	100.011000	25,002,750.00	2,750.00	.582	.584
3130A3QU1	FHLB 2YrNc1YrE	12/30/2016	.750	.750	7,000,000.00	7,000,000.00	100.260000	7,018,200.00	18,200.00	1.566	1.586
3130A3LC6	FHLB 5YrNc6MoB	12/19/2019	1.800	1.800	10,000,000.00	10,000,000.00	100.075000	10,007,500.00	7,500.00	4.315	4.556
3130A3RM8	FHLB 2YrNc6MoE	12/30/2016	.770	.770	12,500,000.00	12,500,000.00	100.055000	12,506,875.00	6,875.00	1.566	1.586
3130A3S21	FHLB 5YrNc3MoB	12/30/2019	1.800	1.800	4,600,000.00	4,600,000.00	100.124000	4,605,704.00	5,704.00	4.348	4.586
3130A3WEO	FHLB 1Yr	01/26/2016	.300	.300	25,000,000.00	25,000,000.00	100.003000	25,000,750.00	750.00	.651	.658
3130A3W42	FHLB 1Yr	02/29/2020	.350	.350	6,500,000.00	6,500,000.00	100.022000	6,501,430.00	1,430.00	.748	.751
3130A3UB8	FHLB 5YrNc6MoB	01/22/2020	1.625	1.625	3,360,000.00	3,360,000.00	99.818000	3,353,884.80	-6,115.20	4.128	4.649
3130A3VZ1	FHLB 5YrNc6MoB	01/30/2020	1.500	1.500	9,825,000.00	9,825,000.00	99.818000	9,807,118.50	-17,881.50	4.466	4.671
3130A3ZV9	FHLB 1YrNc3MoB	02/26/2016	.300	.300	25,000,000.00	25,000,000.00	99.992000	24,998,000.00	-2,000.00	.734	.742
3130A3ZV9	FHLB 1YrNc3MoB	02/26/2016	.300	.300	25,000,000.00	25,000,000.00	99.992000	24,998,000.00	-2,000.00	.734	.742
3130A1BX9	FHLB 5YrNc3MoB	03/11/2020	1.750	1.750	10,000,000.00	10,000,000.00	100.040000	10,004,000.00	4,000.00	4.716	4.784
3130A1DE9	FHLB 1YrNc6MoE	03/18/2020	.400	.400	15,000,000.00	15,000,000.00	100.015000	15,002,250.00	2,250.00	.795	.801
3130A3UJ5	FHLB 1Yr	10/16/2015	.200	.158	4,000,000.00	4,001,010.00	100.017000	4,000,680.00	-360.00	.378	.378
3130A4K87	FHLB 7Mo	10/13/2015	.160	.183	25,000,000.00	24,996,587.00	99.998000	24,999,500.00	2,913.00	.369	.370
3130A4JV5	FHLB 1YrNc3MoB	03/30/2016	.400	.400	25,000,000.00	25,000,000.00	99.992000	24,998,000.00	-2,000.00	.831	.833
3130A4JV5	FHLB 1YrNc3MoB	03/30/2016	.400	.400	15,000,000.00	15,000,000.00	99.992000	14,998,800.00	-1,200.00	.831	.833
3130A4JU7	FHLB 5YrNc3MoB	03/30/2020	1.850	1.850	10,000,000.00	10,000,000.00	100.127000	10,012,700.00	12,700.00	4.590	4.836
3130A3CC6	FHLB 7Mo	10/14/2015	.190	.163	19,000,000.00	19,003,040.00	100.014000	19,002,660.00	-380.00	.372	.373
313381MD8	FHLB 6Mo	09/25/2015	.150	.304	25,000,000.00	24,981,041.67	99.981000	24,995,250.00	14,208.33	.320	.321
313381ML0	FHLB 6Mo	10/02/2015	.150	.303	25,000,000.00	24,980,312.50	99.971000	24,992,750.00	12,437.50	.339	.340
313381MH9	FHLB 6Mo	09/29/2015	.150	.304	25,000,000.00	24,980,625.00	99.980000	24,995,000.00	14,375.00	.331	.332
3130A56D6	FHLB 10Mo	02/24/2016	.230	.246	10,000,000.00	9,998,700.00	99.937000	9,999,700.00	-5,000.00	.729	.737
3130A57A1	FHLB 1YrNc6MoE	05/24/2016	.350	.350	10,000,000.00	10,000,000.00	99.970000	9,997,000.00	-3,000.00	.978	.984
3130A57A1	FHLB 1YrNc6MoE	05/24/2016	.350	.350	10,000,000.00	10,000,000.00	99.970000	9,997,000.00	-3,000.00	.978	.984
3130A57A1	FHLB 1YrNc6MoE	05/21/2016	.350	.350	15,000,000.00	15,000,000.00	99.970000	14,995,500.00	-4,500.00	.978	.984
313383R9	FHLB 1.25Yr	06/24/2016	.375	.366	25,000,000.00	25,002,650.00	99.983000	24,995,750.00	-6,900.00	1.059	1.068
3130A5C72	FHLB 1YrNc3MoB	05/27/2016	.400	.400	10,000,000.00	10,000,000.00	100.019000	10,001,900.00	1,900.00	.986	.992
3130A5CK3	FHLB 1YrNc3MoB	05/27/2016	.400	.400	25,000,000.00	25,000,000.00	99.961000	24,990,250.00	-9,750.00	.986	.992
3130A5C72	FHLB 1YrNc3MoB	05/27/2016	.400	.400	25,000,000.00	25,000,000.00	100.019000	25,004,750.00	4,750.00	.986	.992
3130A5C80	FHLB 3YrNc3MoB	11/28/2018	1.000	1.000	10,000,000.00	10,000,000.00	100.088000	10,008,800.00	8,800.00	3.423	3.499
3130A5CC1	FHLB 5YrNc3MoB	05/28/2020	1.500	1.500	5,000,000.00	5,000,000.00	99.997000	4,999,850.00	-150.00	4.792	4.997
3130A5AE9	FHLB 1Yr	05/01/2016	.300	.325	15,000,000.00	14,996,250.00	99.912000	14,986,800.00	-9,450.00	.923	.929
3130A5C80	FHLB 3YrNc3MoB	11/28/2018	1.000	1.000	5,750,000.00	5,750,000.00	100.088000	5,755,060.00	5,060.00	3.123	3.199
			.597	.612	784,820,714.00	784,756,460.17	99.963578	784,770,310.59	13,850.42	1.600	1.639
FFCB DISC NOTES											
313312HM5	FFCB DISC NOTE	06/29/2015	.120	.120	25,000,000.00	24,981,333.33	99.998000	24,999,500.00	18,166.67	.079	.079
313312HA1	FFCB DISC NOTE	06/18/2015	.110	.110	25,000,000.00	24,983,958.33	99.999000	24,999,750.00	15,791.67	.019	.019
313396HY2	FFCB DISC NOTE	07/10/2015	.170	.170	15,061,000.00	15,046,562.36	99.996000				

Full Compliance

The Treasurer's Pooled Investment Fund was in **FULL COMPLIANCE** with the Treasurer's Statement of Investment Policy. The County's Investment Policy is more restrictive than the California Government Code. This policy is reviewed annually by the County's Investment Oversight Committee and approved by the County Board of Supervisors.



MUNICIPAL BONDS (MUNI)	5 YEARS	NO LIMIT	NA	3 YEARS	15%	AA-/Aa3/AA-	2.45%
U.S. TREASURIES	5 YEARS	NO LIMIT	NA	5 YEARS	100%	NA	8.43%
LOCAL AGENCY OBLIGATIONS (LAO)	5 YEARS	NO LIMIT	NA	3 YEARS	2.5%	INVESTMENT GRADE	0.01%
FEDERAL AGENCIES	5 YEARS	NO LIMIT	AAA	5 YEARS	100%	NA	65.30%
COMMERCIAL PAPER (CP)	270 DAYS	40%	A1/P1	270 DAYS	40%	A1/P1/F1	10.18%
CERTIFICATE & TIME DEPOSITS (NCD & TCD)	5 YEARS	30%	NA	1 YEAR	25% Combined	A1/P1/F1	0.00%
REPURCHASE AGREEMENTS (REPO)	1 YEARS	NO LIMIT	NA	45 DAYS	40% max, 25% in term repo over 7 days	A1/P1/F1	0.00%
REVERSE REPOS	92 DAYS	20%	NA	60 DAYS	10%	NA	0.00%
MEDIUM TERM NOTES (MTNO)	5 YEARS	30%	A	3 YEARS	20%	AA/Aa2/AA	0.00%
CALTRUST SHORT TERM FUND	NA	NA	NA	DAILY LIQUIDITY	1.0%	NA	0.87%
MONEY MARKET MUTUAL FUNDS (MMF)	60 DAYS ⁽¹⁾	20%	AAA/Aaa ⁽²⁾	DAILY LIQUIDITY	20%	AAA by 2 Of 3 RATINGS AGC.	8.59%
LOCAL AGENCY INVESTMENT FUND (LAIF)	NA	NA	NA	DAILY LIQUIDITY	Max \$50 million	NA	0.00%
CASH/DEPOSIT ACCOUNT	NA	NA	NA	NA	NA	NA	4.17%

¹ Mutual Funds maturity may be interpreted as weighted average maturity not exceeding 60 days.

² Or must have an investment advisor with not less than 5 years experience and with assets under management of \$500,000,000.



THIS COMPLETES THE REPORT REQUIREMENTS OF CALIFORNIA GOVERNMENT CODE 53646