

**SUBMITTAL TO THE BOARD OF SUPERVISORS
COUNTY OF RIVERSIDE, STATE OF CALIFORNIA**

822A



FROM: TLMA – Transportation Department

SUBMITTAL DATE:
May 24, 2016

SUBJECT: Accept the Low Bid and Award the Contract for the Construction of Exchange Club Park Frontage Improvements Project at Mayberry Avenue and Fairview Avenue in the Community of Valle Vista. 3rd District; [\$985,300- Total Cost]; Local Funds 100%

RECOMMENDED MOTION: That the Board of Supervisors:

1. Approve two addenda to the plans and specifications issued prior the April 27, 2016, bid opening; and
2. Accept the low bid of Beador Construction Company, Inc. of Corona, CA in the amount of \$985,300; and
3. Award the contract to Beador Construction Company, Inc. and authorize the Chairman of the Board to execute the contract documents; and
4. Approve the project's proposed budget as shown on Attachment "A"; and

Departmental Concurrence



Patricia Romo
Assistant Director of Transportation



Juan C. Perez
Director of Transportation and Land Management

JCP:jj:rr

FINANCIAL DATA	Current Fiscal Year:	Next Fiscal Year:	Total Cost:	Ongoing Cost:	POLICY/CONSENT (Per Exec. Office)
COST	\$ 0	\$ 985,300	\$ 985,300	\$ 0	Consent <input type="checkbox"/> Policy <input checked="" type="checkbox"/>
NET COUNTY COST	\$ 0	\$ 0	\$ 0	\$ 0	

SOURCE OF FUNDS: Gas Tax/ HUTA (29%), Developer Agreement Public Facilities Trust (11%), Hemet USD (30%), Valley Wide Recreation & Parks District (30%). There are no General Funds used in this project.

Budget Adjustment: No

For Fiscal Year: 16/17

C.E.O. RECOMMENDATION:

APPROVE

BY:


Tina Grande

County Executive Office Signature

MINUTES OF THE BOARD OF SUPERVISORS

FORM APPROVED COUNTY COUNSEL
BY:  MARSHA L. VICTOR
DATE: 5/23/16

- A-30
- Positions Added
- 4/5 Vote
- Change Order

Prev. Agn. Ref.: 3/29/16, Item 3-40;
01/12/16, Item 3-12

District: 3

Agenda Number:

3-39

SUBMITTAL TO THE BOARD OF SUPERVISORS, COUNTY OF RIVERSIDE, STATE OF CALIFORNIA

FORM 11: Accept the Low Bid and Award the Contract for the Construction of Exchange Club Park Frontage Improvements Project at Mayberry Avenue and Fairview Avenue in the Community of Valle Vista. 3rd District; [\$985,300- Total Cost]; Local Funds 100%

DATE: May 24, 2016

PAGE: 2 of 3

RECOMMENDED MOTION: (Continued)

5. Authorize the Director of Transportation, or his designee, to install a mid-block crosswalk on Mayberry Avenue at/near the school driveway if determined beneficial by an engineering study after the street improvements are completed.

BACKGROUND:

Summary

By Minute Order dated March 29, 2016 (Agenda Item 3-40), the Board of Supervisors authorized the Clerk of the Board to advertise for the Construction of the Exchange Club Park Frontage Improvements Project at Mayberry Avenue and Fairview Avenue in the Community of Valle Vista.

This project will provide street frontage improvements, site grading, construction of a parking lot and off site water and sewer connections necessary for the future construction of a multi-purpose community park site located at the southwest corner of Mayberry Avenue and Fairview Avenue in the Community of Valle Vista.

The improvements include minor street widening, curb, gutter and sidewalk along Mayberry Avenue and Fairview Avenue. A new parking lot will be constructed on site for shared use by the future park developed by Valley Wide Recreation and Parks District and a new Early Childhood Education Center being developed by Hemet Unified School District (HUSD) on the shared site. The project includes the installation of new Americans with Disabilities Act (ADA) compliant pedestrian ramps and extension of water and sewer utilities onto the site to serve the future development.

The project includes new pedestrian ramps on Mayberry Avenue near the new parking lot driveway and adjacent to the easterly school parking lot driveway in anticipation of the need for a mid-block, marked school crosswalk. After the street improvements are completed, the County of Riverside Transportation Department (Transportation Department), working with the HUSD, will conduct an engineering study to determine if a mid-block, marked crosswalk will be beneficial. If determined beneficial by Transportation Department and HUSD, this action will authorize the Director of the Transportation to install a marked crosswalk and associated signage and pavement markings as part of the performance of routine maintenance activities.

During the advertisement period, two addenda were issued to all registered plan holders as a supplement to the plans and specifications. Bidders were required to acknowledge and take into account the issued addenda on their contractor Bid in order to be considered for award. The addenda were issued to clarify and modify the approved contract documents. The addenda are attached and designated as Addendum No. 1 and Addendum No. 2.

The proposed budget as shown on attachment "A" includes the contract award amount and other associated costs.

The Transportation Department recommends award of the following schedules of work in the Contract amount of \$985,300:

Base Bid Schedule 1:	Mayberry Avenue and Fairview Avenue Frontage Improvements
Base Bid Schedule 2:	Site Grading and Parking Lot Construction
Base Bid Schedule 3:	Water Improvements
Base Bid Schedule 4:	Sewer Improvements

The County is responsible for funding Bid Schedule 1 items while Valley Wide Recreation and Parks District and Hemet Unified School District are responsible for sharing the costs shown in Bid Schedules 2, 3 and 4.

The Contractor is qualified to perform the work as outlined in the bid, has executed the contract and has provided bonds, which meet the requirements of the Contract. Acceptable insurance documents will be provided prior to the issuance of the notice to proceed with construction.

SUBMITTAL TO THE BOARD OF SUPERVISORS, COUNTY OF RIVERSIDE, STATE OF CALIFORNIA

FORM 11: Accept the Low Bid and Award the Contract for the Construction of Exchange Club Park Frontage Improvements Project at Mayberry Avenue and Fairview Avenue in the Community of Valle Vista. 3rd District [\$985,300- Total Cost]; Local Funds 100%

DATE: May 24, 2016

PAGE: 3 of 3

Project Number: C6-0081

Impact on Residents and Businesses

The project will improve traffic and pedestrian safety by providing an ADA compliant pedestrian path for student and parents going to and from Valle Vista Elementary School and the planned Early Childhood Education Center. The new parking lot will provide additional parking for both the elementary school as well as the park site.

The work is scheduled to begin in summer of 2016 while Valle Vista Elementary School is on summer break. The work will be phased to keep the road open during construction and will take approximately two months to complete.

SUPPLEMENTAL:

Additional Fiscal Information

The contract is recommended to be awarded to Beador Construction Company, Inc. for the total amount of \$985,300. The project will be funded with Gas Tax/ HUTA funds, Third District Developer Agreement Public Facilities Trust funds, Hemet Unified School District, and Valley Wide Recreation and Parks District funds in accordance with the three party agreement approved on January 12, 2016 (Agenda item 3-12).

There are no General Funds used in this project.

Contract History and Price Reasonableness

Four bids were received on April 27, 2016, ranging from \$985,300 to \$1,340,568 (including Base Bid Schedules 1, 2, 3, and 4). The basis for the selection of a contractor is the lowest responsive and responsible bid.

The lowest responsive and responsible bid was submitted by Beador Construction Company, Inc. in the amount of \$985,300 which is \$75,067 (8.25%) higher than the Engineer's Estimate. Bid prices received, higher than the Engineer's Estimate costs, are due mainly to higher than anticipated prices for supplying and maintaining traffic control devices and installing aggregate base material items of work.

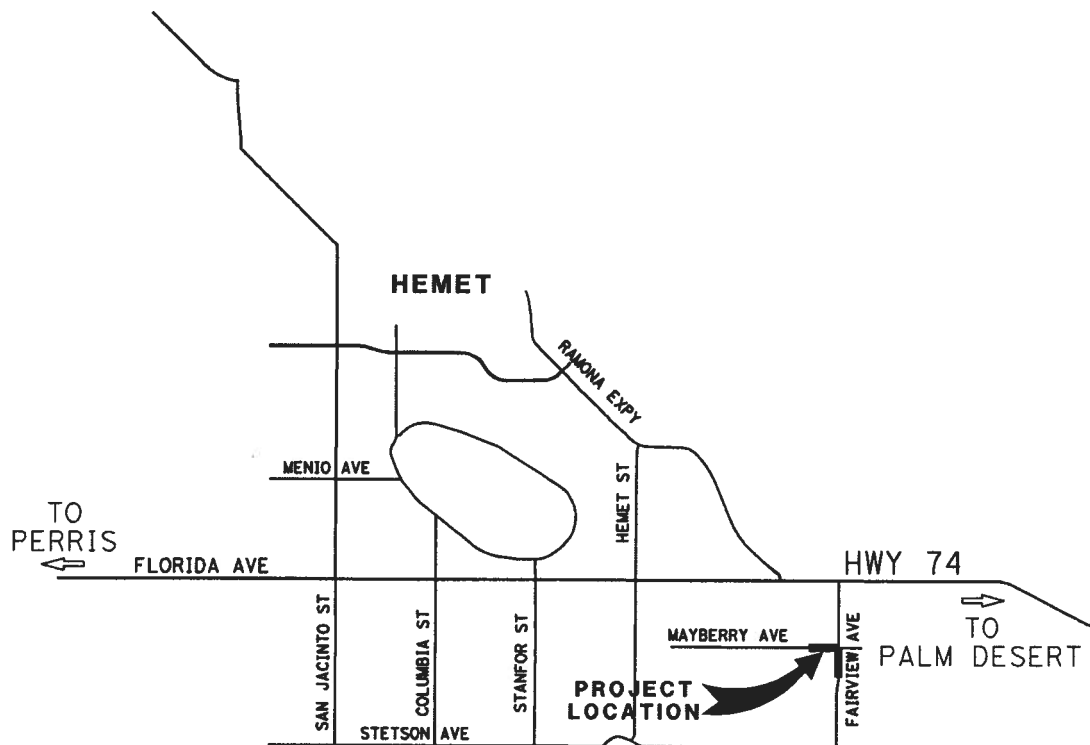
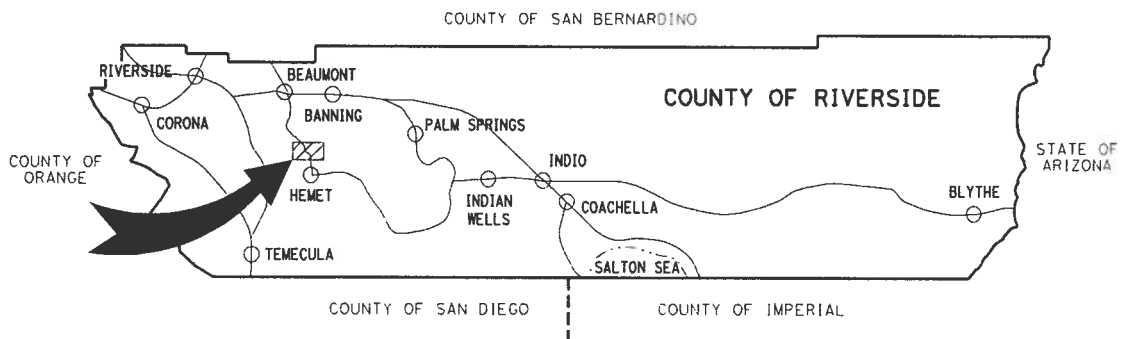
ATTACHMENTS:

- Vicinity Map
- Attachment A
- Contract/Lease/Purchase Summary Data
- Summary of Bids
- Addendum No. 1 and No. 2
- Contract
- Bid Proposal

COUNTY OF RIVERSIDE
TRANSPORTATION DEPARTMENT

Exchange Club Park
Frontage Improvements Project
Mayberry Avenue and Fairview Avenue
Community of Valle Vista

PROJECT No. C6-0081



VICINITY MAP

TOWNSHIP 58 RANGE 1E SECTION 17
COUNTY ROAD BOOK PAGE No. 112

Attachment "A"

Riverside County Transportation Department

Project: Exchange Club Multi-Use Park Frontage Improvements

Project No.(s): C3-0081

Project Costs and Budget

Activity	Incurred Costs	Projected Costs	Total Costs	Existing Budget	Proposed Budget
Preliminary Survey					
Environmental		25,000	25,000	3,000	25,000
Design	65,649	4,351	70,000	55,000	70,000
Right-of-way					
Utilities		5,000	5,000	65,000	5,000
Construction		985,300	985,300	855,284	1,083,830
Construction Contingency 10.0%		98,530	98,530		
Construction Engineering & Inspection 14.0%	8,012	129,930	137,942	71,000	137,942
Construction Survey 2.1%		20,525	20,525	29,559	20,525
Totals:	73,661	1,268,636	1,342,297	1,078,843	1,342,297

Project Funding

Code	Name	Existing Budget	Proposed Budget
221	Gas Tax (ABX8-9 Mar 2010 New HUTA)	380,000	357,059
323	3rd District Developer Agreement Public Facilities Trust Fund	130,000	130,000
851	Hemet Unified School district	460,000	427,619
990	Misc. (Valley Wide Recreation and Parks District)	460,000	427,619
Totals		1,430,000	1,342,297

Comments

Form 11 Attachment

Contract/Lease/Purchase Summary Data

Contract (for Services)

- Approval/Renewal
- Sole Source
- Personal Services
- Independent Contractor
- Other than Low Bid
- Change Order
- Public Works

Lease

- Approval/Renewal
- Multi-Year Lease
- Equipment
- Real Property
- Change Order

Purchase (for Materials)

- Sole Source
- Other than Low Bid
- Change Order

Selection Committee Member Names (RFP's Only)

User Department:	Transportation Department
-------------------------	---------------------------

N/A

Vendor/Lessor Name:	Beador Construction Company, Inc.
----------------------------	-----------------------------------

Minority Status:

- M W DV None

Vendor/Lessor Location:	Corona, CA
--------------------------------	------------

Local Preference Applied: Yes No N/A

Local Preference Award Cost \$
(5% maximum preference)

Local Preference FYTD: Cost \$

of Orders

Applicable Board Policy #

Comments:

RFQ/RFP Process:

Date Mailed: _____
 Response Date: _____
 # of Responses: _____
 # of Qualified Responses: _____

Bidding Process:

Bid Range: \$ 985,300.00 to \$ 1,340,568.00
 Local Bid Range: N/A
 Responsive and
 Responsible Bid Range: \$ 985,300.00 to \$ 1,340,568.00

Contract/Lease Renewals Only

Existing Agreement Items

Proposed Agreement Items

1. Rates
2. Terms
3. Conditions
4. Legal Issues
5. Accountability
6. Utilities

(continue on blank sheet if necessary)

NOTE: COMPETITIVELY BID PUBLIC WORKS CONTRACT

Riverside County Transportation Department
Summary of Bids

PROJECT: Exchange Club Park
Frontage Improvements Project, Mayberry Avenue and Fairview Avenue
Community of Valle Vista
PROJECT No. C6-0081

Advertised: March 29, 2016 (Agenda Item: 3-40)
Addenda: One (4/15/16), Two (4/21/16)
Bids Open: 2 pm Date: Wednesday, April 27, 2016

BASE BID SCHEDULE 1 - MAYBERRY AVENUE AND FAIRVIEW AVENUE FRONTAGE IMPROVEMENTS		COUNTY'S ESTIMATE		Beador Construction Company, Inc. Corona, CA 92883				
ITEM NO.	ITEM CODE	CONTRACT ITEM	UNITS	QUANTITY	UNIT PRICE	ENG ESTIMATE	BID UNIT PRICE	BID ESTIMATE
1	760090	MOBILIZATION, DEMOBILIZATION, AND FINAL CLEANUP	LS	1	10,000.00	10,000.00	10,000.00	10,000.00
2	066102	DUST ABATEMENT	LS	1	5,000.00	5,000.00	3,000.00	3,000.00
3	000001	ITEM DELETED BY ADDENDUM No. 1						
4	120100	TRAFFIC CONTROL SYSTEM	LS	1	7,000.00	7,000.00	60,555.00	60,555.00
5	160101	CLEARING AND GRUBBING	LS	1	3,000.00	3,000.00	3,000.00	3,000.00
6	170101	DEVELOP WATER SUPPLY	LS	1	5,000.00	5,000.00	4,000.00	4,000.00
7	190101 (F)	ROADWAY EXCAVATION	CY	1,405	26.00	36,530.00	35.00	49,175.00
8	260201	CLASS 2 AGGREGATE BASE	CY	915	30.00	27,450.00	45.00	41,175.00
9	390130	HOT MIX ASPHALT	TON	1,021	90.00	91,890.00	75.00	76,575.00
10	374002	ASPHALTIC EMULSION (FOG SEAL COAT)	TON	1.8	2,929.00	5,272.20	1,750.00	3,150.00
11	731504	MINOR CONCRETE (CURB AND GUTTER) (CRS 201)	LF	1,105	30.00	33,150.00	25.00	27,625.00
12	731521	MINOR CONCRETE (SIDEWALK) (CRS 401)	SQFT	7,050	8.00	56,400.00	4.60	32,430.00
13	017312	MINOR CONCRETE (COMMERCIAL DRIVEWAY) (CRS 207A)	SQFT	1,780	10.00	17,800.00	6.10	10,858.00
14	017315	MINOR CONCRETE (CURB RAMP) (1- CASE A, 1- MODIFIED CASE A, 2- CASE C)	EA	4	2,500.00	10,000.00	3,000.00	12,000.00
15	017003	CATCH BASIN (CURB INLET) (CRS 300), W=14', [INCLUDING REMOVAL OF EXISTING INLET AND EXTENSION OF EXISTING RCP]	EA	1	10,000.00	10,000.00	15,000.00	15,000.00
15.A	000003	DRAINAGE INLET FILTRATION	EA	1	4,000.00	4,000.00	2,100.00	2,100.00
16	150742	REMOVE ROADSIDE SIGN	EA	5	250.00	1,250.00	63.00	315.00
17	566012	ROADSIDE SIGN - ONE POST [STREET NAME SIGN]	EA	1	275.00	275.00	420.00	420.00
18	566012	ROADSIDE SIGN - ONE POST	EA	3	100.00	300.00	280.00	840.00
19	840656	PAINT TRAFFIC STRIPE (2-COAT)	LF	1,235	0.30	370.50	2.40	2,964.00
19.A	597401	PAINT CURB (2-COAT) [RED]	LF	350	2.00	700.00	1.80	630.00
20	840519	THERMOPLASTIC CROSS WALK AND PAVEMENT MARKINGS	SQFT	1,960	3.00	5,880.00	2.80	5,488.00
21	010602	MISCELLANEOUS WORK (AS DIRECTED)	FA	1	25,000.00	25,000.00	25,000.00	25,000.00
SUB-TOTAL, ITEMS 1 - 21						356,267.70		386,300.00

Riverside County Transportation Department
Summary of Bids

PROJECT: Exchange Club Park
Frontage Improvements Project, Mayberry Avenue and Fairview Avenue
Community of Valle Vista
PROJECT No. C6-0081

Advertised: March 29, 2016 (Agenda Item: 3-40)
Addenda: One (4/15/16), Two (4/21/16)
Bids Open: 2 pm Date: Wednesday, April 27, 2016

BASE BID SCHEDULE 2 - SITE GRADING AND PARKING LOT CONSTRUCTIONS		COUNTY'S ESTIMATE				Bidder Construction Company, Inc. Corona, CA 92883		
ITEM NO.	ITEM CODE	CONTRACT ITEM	UNITS	QUANTITY	UNIT PRICE	ENG ESTIMATE	BID UNIT PRICE	BID ESTIMATE
22	066102	DUST ABATEMENT	LS	1	3,000.00	3,000.00	5,500.00	5,500.00
23	160101	CLEARING AND GRUBBING	LS	1	55,000.00	55,000.00	55,000.00	55,000.00
24	170101	DEVELOP WATER SUPPLY	LS	1	5,000.00	5,000.00	5,000.00	5,000.00
25	074020	WATER POLLUTION CONTROL (ON-SITE AND STREET IMPROVEMENTS)	LS	1	29,100.00	29,100.00	30,000.00	30,000.00
26	190101	OVER EXCAVATE, IMPORT MATERIAL, RECOMPACT & EXCAVATION (SITE GRADING)	LS	1	91,200.00	91,200.00	90,231.00	90,231.00
27	260201	CLASS 2 AGGREGATE BASE	CY	640	30.00	19,200.00	55.00	35,200.00
28	390130	HOT MIX ASPHALT (PARKING LOT PAVING)	TON	940	90.00	84,600.00	75.00	70,500.00
29	000003	PVC CONDUIT INSTALLATION [FOR FUTURE PARKING LOT LIGHTING]	LF	500	6.00	3,000.00	21.00	10,500.00
30	000003	6" TYPE "A-6" CONCRETE PARKING LOT CURB & GUTTER (CRS 200)	LF	1,000	10.00	10,000.00	22.00	22,000.00
31	000003	6" TYPE "D" CONCRETE PARKING LOT CURB (CRS 204)	LF	600	15.00	9,000.00	20.00	12,000.00
32	017317	MINOR CONCRETE (WIDENED CURB AT END STALLS IN PLANTERS)	SQFT	400	8.00	3,200.00	6.30	2,520.00
32.A	731521	MINOR CONCRETE (SIDEWALK)	SQFT	5,240	8.00	41,920.00	5.60	29,344.00
32.B	731502	MINOR CONCRETE (MISCELLANEOUS CONSTRUCTION) [6" THICK PCC WITH 6x6-W1.4xW1.4 WELDED WIRE MESH]	SQFT	380	10.00	3,800.00	7.75	2,945.00
32.C	731502	MINOR CONCRETE (MISCELLANEOUS CONSTRUCTION) [6" THICK V-GUTTER]	SQFT	1,150	10.00	11,500.00	3.40	3,910.00
32.D	011503	MINOR CONCRETE (UNDER SIDEWALK DRAIN CAST IN PLACE) (CRS 309)	EA	1	5,000.00	5,000.00	1,850.00	1,850.00
33	000003	2' X 2' CONCRETE CATCH BASIN (BROOKS No. 2424 T24 W/ STEEL GRATE) W/THREE (3) 6" HDPE DRAIN LINES TO INFILTRATION (DETENTION) BASIN	EA	1	3,000.00	3,000.00	2,400.00	2,400.00
33.A	000003	3' X 3' BROOKS CB3636 CATCH BASIN (INCLUDING ONE (1) 12" HDPE DRAIN LINE TO BACK OF STREET CATCH BASIN ON MAYBERRY AVENUE)	EA	1	6,000.00	6,000.00	3,750.00	3,750.00
33.B	721026	ROCK SLOPE PROTECTION (No. 1, METHOD B) [6" ROCK]	CY	15	150.00	2,250.00	320.00	4,800.00
34	000003	PARKING LOT STRIPING AND PAVEMENT MARKINGS, AND PARKING LOT BUMPERS	LS	1	5,600.00	5,600.00	3,150.00	3,150.00
35	000003	PARKING LOT SIGNING [4 EA. HANDICAP STALLS & 2 EA. HANDICAP NOTICE AT DRIVEWAY ENTRANCES]	EA	6	210.00	1,260.00	210.00	1,260.00
36	000003	PARKING LOT HANDICAPPED RAMPS	EA	3	500.00	1,500.00	2,400.00	7,200.00
37	000003	6" PVC SCH 80 CONDUIT / SLEEVES FOR FUTURE, VERIZON & CATV	LF	140	15.00	2,100.00	22.00	3,080.00
37.A	000003	5" PVC SCH 80 CONDUIT / SLEEVES FOR FUTURE, SCE	LF	380	15.00	5,700.00	16.00	6,080.00
38	860401	STREET LIGHT (INSTALLATION OF CONDUIT AND PULL BOXES) [AT MAYBERRY AVENUE AND FAIRVIEW AVENUE]	LF	630	20.00	12,600.00	18.00	11,340.00
39	000001	ITEM DELETED BY ADDENDUM No. 1	---	---	---	---	---	---
39.A	010602	MISCELLANEOUS WORK (AS DIRECTED)	FA	1	25,000.00	25,000.00	25,000.00	25,000.00
39.B	210430	HYDROSEED (GRADED AREAS)	ACRE	6.5	3,000.00	19,500.00	1,450.00	9,425.00
39.C	000003	INSTALL 6' TUBULAR STEEL FENCING INCLUDING GATE	LF	715	35.00	25,025.00	41.00	29,315.00
SUB-TOTAL, ITEMS 22 - 39.C						484,055.00		483,300.00

**Riverside County Transportation Department
Summary of Bids**

**PROJECT: Exchange Club Park
Frontage Improvements Project, Mayberry Avenue and Fairview Avenue
Community of Valle Vista
PROJECT No. C6-0081**

**Advised: March 29, 2016 (Agenda Item: 3-40)
Addenda: One (4/15/16), Two (4/21/16)
Bids Open: 2 pm Date: Wednesday, April 27, 2016**

BASE BID SCHEDULE 3 - WATER IMPROVEMENTS			COUNTY'S ESTIMATE			Beador Construction Company, Inc. Corona, CA 92883		
ITEM NO.	ITEM CODE	CONTRACT ITEM	UNITS	QUANTITY	UNIT PRICE	ENG ESTIMATE	BID UNIT PRICE	BID ESTIMATE
40	000003	6" FIRE HYDRANT ASSEMBLY W/GATE VALVE (PER LHMWD STD. H-2B)	EA	1	5,000.00	5,000.00	20,000.00	20,000.00
40.A	000003	6" (PVC) WATER LINE	LF	180	25.00	4,500.00	70.00	12,600.00
41	000003	6" DOUBLE CHECK DETECTOR ASSEMBLY (PER LHMWD STD. H-3)	EA	1	12,000.00	12,000.00	10,000.00	10,000.00
42	000003	POST INDICATOR VALVE/FIRE DEPT. CONNECTION	EA	1	10,000.00	10,000.00	8,500.00	8,500.00
43	000003	4" WATER LINE FOR FIRE SPRINKLERS	LF	120	20.00	2,400.00	34.00	4,080.00
43.A	000003	6" MISCELLANEOUS FITTINGS	EA	2	200.00	400.00	700.00	1,400.00
44	000001	ITEM DELETED BY ADDENDUM No. 1						
45	000003	4" MISCELLANEOUS FITTINGS	EA	1	150.00	150.00	1,250.00	1,250.00
46	000001	ITEM DELETED BY ADDENDUM No. 1						
47	000003	2" SERVICE CONNECTIONS (PER LHMWD STD. H-4)	EA	2	2,500.00	5,000.00	3,500.00	7,000.00
47.A	000003	1" SERVICE CONNECTIONS (PER LHMWD STD. H-5)	EA	1	2,500.00	2,500.00	5,470.00	5,470.00
47.B	000003	THRUST BLOCKS	CY	2	150.00	300.00	1,200.00	2,400.00
48	000001	ITEM DELETED BY ADDENDUM No. 1						
49	000003	REMOVE 90 BEND & REPLACE WITH TEE FOR FIRE LINE (12X6X6)	EA	1	750.00	750.00	5,000.00	5,000.00
SUB-TOTAL, ITEMS 40-49						43,000.00		77,700.00

BASE BID SCHEDULE 4 - SEWER IMPROVEMENTS			COUNTY'S ESTIMATE			Beador Construction Company, Inc. Corona, CA 92883		
ITEM NO.	ITEM CODE	CONTRACT ITEM	UNITS	QUANTITY	UNIT PRICE	ENG ESTIMATE	BID UNIT PRICE	BID ESTIMATE
50	000003	8" (PVC) SEWER LATERAL TO SCHOOL CLASS ROOMS P.O.C.	LF	720	28.00	20,160.00	40.00	28,800.00
51	000003	CLEANOUTS @ 100-FOOT INTERVALS	EA	7	500.00	3,500.00	410.00	2,870.00
51.A	000003	8" (PVC) SEWER WYE	EA	1	250.00	250.00	2,000.00	2,000.00
52	000003	TIE INTO EXISTING SEWER MANHOLE IN FAIRVIEW AVENUE (LHMWD)	EA	1	3,000.00	3,000.00	4,330.00	4,330.00
SUB-TOTAL, ITEMS 50-52						26,910.00		38,000.00

BASE BID SCHEDULES 1, 2, 3 AND 4

PROJECT TOTAL, ITEMS 1 - 52						910,232.70		985,300.00
------------------------------------	--	--	--	--	--	-------------------	--	-------------------

Riverside County Transportation Department
Summary of Bids

PROJECT: Exchange Club Park
Frontage Improvements Project, Mayberry Avenue and Fairview Avenue
Community of Valle Vista
PROJECT No. C6-0081

Advertised: March 29, 2016 (Agenda Item: 3-40)
Addenda: One (4/15/16), Two (4/21/16)
Bids Open: 2 pm Date: Wednesday, April 27, 2016

ITEM NO.	ITEM CODE	CONTRACT ITEM	BASE BID SCHEDULE 1 - MAYBERRY AVENUE AND FAIRVIEW AVENUE FRONTAGE IMPROVEMENTS			2			3		
			UNITS	QUANTITY	BID UNIT PRICE	BID ESTIMATE	All American Asphalt Corona, CA 92879	BID UNIT PRICE	BID ESTIMATE	Vance Corporation Rialto, CA 92377	BID UNIT PRICE
1	760090	MOBILIZATION, DEMOBILIZATION, AND FINAL CLEANUP	LS	1	6,200.00	6,200.00	10,000.00	10,000.00			10,000.00
2	066102	DUST ABATEMENT	LS	1	3,300.00	3,300.00	3,450.00	3,450.00			3,450.00
3	000001	ITEM DELETED BY ADDENDUM No. 1									
4	120100	TRAFFIC CONTROL SYSTEM	LS	1	21,700.00	21,700.00	9,300.00	9,300.00			9,300.00
5	160101	CLEARING AND GRUBBING	LS	1	4,000.00	4,000.00	3,000.00	3,000.00			3,000.00
6	170101	DEVELOP WATER SUPPLY	LS	1	2,000.00	2,000.00	4,000.00	4,000.00			4,000.00
7	190101 (F)	ROADWAY EXCAVATION	CY	1,405	27.00	37,935.00	36.00	50,580.00			50,580.00
8	260201	CLASS 2 AGGREGATE BASE	CY	915	48.00	43,920.00	43.00	39,345.00			39,345.00
9	390130	HOT MIX ASPHALT	TON	1,021	63.00	64,323.00	80.00	81,680.00			81,680.00
10	374002	ASPHALTIC EMULSION (FOG SEAL COAT)	TON	2	1,600.00	2,880.00	3,400.00	6,120.00			6,120.00
11	731504	MINOR CONCRETE (CURB AND GUTTER) (CRS 201)	LF	1,105	39.00	43,095.00	26.00	28,730.00			28,730.00
12	731521	MINOR CONCRETE (SIDEWALK) (CRS 401)	SQFT	7,050	5.50	38,775.00	5.50	38,775.00			38,775.00
13	017312	MINOR CONCRETE (COMMERCIAL DRIVEWAY) (CRS 207A)	SQFT	1,780	7.80	13,884.00	9.50	16,910.00			16,910.00
14	017315	MINOR CONCRETE (CURB RAMP) (1- CASE A, 1- MODIFIED CASE A, 2- CASE C)	EA	4	3,000.00	12,000.00	3,008.00	12,032.00			12,032.00
15	017003	CATCH BASIN (CURB INLET) (CRS 300), W=14', [INCLUDING REMOVAL OF EXISTING INLET AND EXTENSION OF EXISTING RCPI]	EA	1	10,790.00	10,790.00	21,000.00	21,000.00			21,000.00
15.A	000003	DRAINAGE INLET FILTRATION	EA	1	13,200.00	13,200.00	3,200.00	3,200.00			3,200.00
16	150742	REMOVE ROADSIDE SIGN	EA	5	51.00	255.00	53.00	265.00			265.00
17	566012	ROADSIDE SIGN - ONE POST [STREET NAME SIGN]	EA	1	356.00	356.00	320.00	320.00			320.00
18	566012	ROADSIDE SIGN - ONE POST	EA	3	254.00	762.00	265.00	795.00			795.00
19	840656	PAINT TRAFFIC STRIPE (2-COAT)	LF	1,235	3.00	3,705.00	3.00	3,705.00			3,705.00
19.A	597401	PAINT CURB (2-COAT) [RED]	LF	350	1.00	350.00	1.00	350.00			350.00
20	840519	THERMOPLASTIC CROSS WALK AND PAVEMENT MARKINGS	SQFT	1,960	3.50	6,860.00	1.60	3,136.00			3,136.00
21	010602	MISCELLANEOUS WORK (AS DIRECTED)	FA	1	25,000.00	25,000.00	25,000.00	25,000.00			25,000.00
SUB-TOTAL, ITEMS 1 - 21						355,290.00		361,693.00			

Riverside County Transportation Department
Summary of Bids

Advertised: March 29, 2016 (Agenda Item: 3-40)
 Addenda: One (4/15/16), Two (4/21/16)
 Bids Open: 2 pm Date: Wednesday, April 27, 2016

PROJECT: Exchange Club Park
Frontage Improvements Project, Mayberry Avenue and Fairview Avenue
Community of Valle Vista
PROJECT No. C6-0081

BASE BID SCHEDULE 2 - SITE GRADING AND PARKING LOT CONSTRUCTIONS		2			3			
ITEM NO.	ITEM CODE	CONTRACT ITEM	UNITS	QUANTITY	All American Asphalt Corona, CA 92879 BID UNIT PRICE	BID ESTIMATE	Vance Corporation Rialto, CA 92377 BID UNIT PRICE	BID ESTIMATE
22	066102	DUST ABATEMENT	LS	1	3,300.00	3,300.00	16,700.00	16,700.00
23	160101	CLEARING AND GRUBBING	LS	1	55,000.00	55,000.00	55,000.00	55,000.00
24	170101	DEVELOP WATER SUPPLY	LS	1	1,400.00	1,400.00	5,000.00	5,000.00
25	074020	WATER POLLUTION CONTROL (ON-SITE AND STREET IMPROVEMENTS)	LS	1	20,000.00	20,000.00	29,700.00	29,700.00
26	190101	OVER EXCAVATE, IMPORT MATERIAL, RECOMPACT & EXCAVATION (SITE GRADING)	LS	1	197,400.00	197,400.00	217,000.00	217,000.00
27	260201	CLASS 2 AGGREGATE BASE	CY	640	49.00	31,360.00	54.00	34,560.00
28	390130	HOT MIX ASPHALT (PARKING LOT PAVING)	TON	940	63.00	59,220.00	81.00	76,140.00
29	000003	PVC CONDUIT INSTALLATION [FOR FUTURE PARKING LOT LIGHTING]	LF	500	20.00	10,000.00	14.00	7,000.00
30	000003	6" TYPE "A-6" CONCRETE PARKING LOT CURB & GUTTER (CRS 200)	LF	1,000	26.00	26,000.00	21.00	21,000.00
31	000003	6" TYPE "D" CONCRETE PARKING LOT CURB (CRS 204)	LF	600	15.00	9,000.00	20.00	12,000.00
32	017317	MINOR CONCRETE (WIDENED CURB AT END STALLS IN PLANTERS)	SQFT	400	7.10	2,840.00	13.00	5,200.00
32.A	731521	MINOR CONCRETE (SIDEWALK)	SQFT	5,240	5.00	26,200.00	5.60	29,344.00
32.B	731502	(WVPD STD LC-02 AND LC-03)	SQFT	380	7.00	2,660.00	14.00	5,320.00
32.C	731502	MINOR CONCRETE (MISCELLANEOUS CONSTRUCTION) [6" THICK PCC WITH 6x6-W1.4xW1.4 WELDED WIRE MESH]	SQFT	1,150	7.00	8,050.00	14.00	16,100.00
32.D	011503	MINOR CONCRETE (MISCELLANEOUS CONSTRUCTION) [6" THICK V-GUTTER]	EA	1	4,200.00	4,200.00	8,110.00	8,110.00
33	000003	MINOR CONCRETE (UNDER SIDEWALK DRAIN CAST IN PLACE) (CRS 309)	EA	1	11,800.00	11,800.00	10,500.00	10,500.00
33.A	000003	2' X 2' CONCRETE CATCH BASIN (BROOKS No. 2424 T24 W/ STEEL GRATE) W/THREE (3) 6" HDPE DRAIN LINES TO INFILTRATION (DETENTION) BASIN	EA	1	5,800.00	5,800.00	11,300.00	11,300.00
33.B	721026	3' X 3' BROOKS CB3636 CATCH BASIN (INCLUDING ONE (1) 12" HDPE DRAIN LINE TO BACK OF STREET CATCH BASIN ON MAYBERRY AVENUE)	CY	15	350.00	5,250.00	180.00	2,700.00
34	000003	ROCK SLOPE PROTECTION (No. 1, METHOD B) [6" ROCK] PARKING LOT STRIPING AND PAVEMENT MARKINGS, AND PARKING LOT BUMPERS	LS	1	3,000.00	3,000.00	8,300.00	8,300.00
35	000003	PARKING LOT SIGNING [4 EA. HANDICAP STALLS & 2 EA. HANDICAP NOTICE AT DRIVEWAY ENTRANCES]	EA	6	305.00	1,830.00	1,270.00	7,620.00
36	000003	PARKING LOT HANDICAPPED RAMPS	EA	3	3,000.00	9,000.00	2,120.00	6,360.00
37	000003	6" PVC SCH 80 CONDUIT / SLEEVES FOR FUTURE, VERIZON & CATV	LF	140	20.00	2,800.00	15.00	2,100.00
37.A	000003	5" PVC SCH 80 CONDUIT / SLEEVES FOR FUTURE, SCE	LF	380	20.00	7,600.00	15.00	5,700.00
38	860401	STREET LIGHT (INSTALLATION OF CONDUIT AND PULL BOXES) [AT MAYBERRY AVENUE AND FAIRVIEW AVENUE]	LF	630	20.00	12,600.00	15.00	9,450.00
39	000001	ITEM DELETED BY ADDENDUM No. 1						
39.A	010602	MISCELLANEOUS WORK (AS DIRECTED)	FA	1	25,000.00	25,000.00	25,000.00	25,000.00
39.B	210430	HYDROSEED (GRADED AREAS)	ACRE	6.5	7,400.00	48,100.00	6,600.00	42,900.00
39.C	000003	INSTALL 6" TUBULAR STEEL FENCING INCLUDING GATE	LF	715	76.00	54,340.00	80.00	57,200.00
SUB-TOTAL, ITEMS 22 - 39.C						643,750.00		727,304.00

**Riverside County Transportation Department
Summary of Bids**

**PROJECT: Exchange Club Park
Frontage Improvements Project, Mayberry Avenue and Fairview Avenue
Community of Valle Vista
PROJECT No. C6-0081**

**Advertised: March 29, 2016 (Agenda Item: 3-40)
Addenda: One (4/15/16), Two (4/21/16)
Bids Open: 2 pm Date: Wednesday, April 27, 2016**

BASE BID SCHEDULE 3 - WATER IMPROVEMENTS		2		3				
ITEM NO.	ITEM CODE	CONTRACT ITEM	UNITS	QUANTITY	BID UNIT PRICE	BID ESTIMATE	BID UNIT PRICE	BID ESTIMATE
40	000003	6" FIRE HYDRANT ASSEMBLY W/GATE VALVE (PER LHMWD STD. H-2B)	EA	1	13,600.00	13,600.00	10,000.00	10,000.00
40.A	000003	6" (PVC) WATER LINE	LF	180	80.00	14,400.00	52.00	9,360.00
41	000003	6" DOUBLE CHECK DETECTOR ASSEMBLY (PER LHMWD STD. H-3)	EA	1	10,600.00	10,600.00	10,700.00	10,700.00
42	000003	POST INDICATOR VALVE/FIRE DEPT. CONNECTION	EA	1	11,100.00	11,100.00	6,500.00	6,500.00
43	000003	4" WATER LINE FOR FIRE SPRINKLERS	LF	120	59.00	7,080.00	18.00	2,160.00
43.A	000003	6" MISCELLANEOUS FITTINGS	EA	2	168.00	336.00	890.00	1,780.00
44	000001	ITEM DELETED BY ADDENDUM No. 1						
45	000003	4" MISCELLANEOUS FITTINGS	EA	1	92.00	92.00	1,700.00	1,700.00
46	000001	ITEM DELETED BY ADDENDUM No. 1						
47	000003	2" SERVICE CONNECTIONS (PER LHMWD STD. H-4)	EA	2	8,800.00	17,600.00	5,400.00	10,800.00
47.A	000003	1" SERVICE CONNECTIONS (PER LHMWD STD. H-5)	EA	1	6,700.00	6,700.00	4,200.00	4,200.00
47.B	000003	THRUST BLOCKS	CY	2	407.00	814.00	680.00	1,360.00
48	000001	ITEM DELETED BY ADDENDUM No. 1						
49	000003	REMOVE 90 BEND & REPLACE WITH TEE FOR FIRE LINE (12X6X6)	EA	1	1,500.00	1,500.00	7,900.00	7,900.00
SUB-TOTAL, ITEMS 40-49						83,822.00		66,460.00

BASE BID SCHEDULE 4 - SEWER IMPROVEMENTS		2		3				
ITEM NO.	ITEM CODE	CONTRACT ITEM	UNITS	QUANTITY	BID UNIT PRICE	BID ESTIMATE	BID UNIT PRICE	BID ESTIMATE
50	000003	8" (PVC) SEWER LATERAL TO SCHOOL CLASS ROOMS P.O.C.	LF	720	71.00	51,120.00	39.00	28,080.00
51	000003	CLEANOUTS @ 100-FOOT INTERVALS	EA	7	685.00	4,795.00	2,400.00	16,800.00
51.A	000003	8" (PVC) SEWER WYE	EA	1	147.00	147.00	530.00	530.00
52	000003	TIE INTO EXISTING SEWER MANHOLE IN FAIRVIEW AVENUE (LHMWD)	EA	1	671.00	671.00	9,300.00	9,300.00
SUB-TOTAL, ITEMS 50-52						56,733.00		54,710.00

BASE BID SCHEDULES 1, 2, 3 AND 4

PROJECT TOTAL, ITEMS 1 - 52		1,139,595.00		1,210,167.00
------------------------------------	--	---------------------	--	---------------------

Riverside County Transportation Department
Summary of Bids

Advertised: March 29, 2016 (Agenda Item: 3-40)
Addenda: One (4/15/16), Two (4/21/16)
Bids Open: 2 pm Date: Wednesday, April 27, 2016

PROJECT: Exchange Club Park
Frontage Improvements Project, Mayberry Avenue and Fairview Avenue
Community of Valle Vista
PROJECT No. C6-0081

BASE BID SCHEDULE 1 - MAYBERRY AVENUE AND FAIRVIEW AVENUE FRONTAGE IMPROVEMENTS		4		Roadway Engineering Mira Loma, CA 91752		
ITEM NO.	ITEM CODE	CONTRACT ITEM	UNITS	QUANTITY	BID UNIT PRICE	BID ESTIMATE
1	760090	MOBILIZATION, DEMOBILIZATION, AND FINAL CLEANUP	LS	1	33,000.00	33,000.00
2	066102	DUST ABATEMENT	LS	1	1,000.00	1,000.00
3	000001	ITEM DELETED BY ADDENDUM No. 1				
4	120100	TRAFFIC CONTROL SYSTEM	LS	1	10,200.00	10,200.00
5	160101	CLEARING AND GRUBBING	LS	1	40,000.00	40,000.00
6	170101	DEVELOP WATER SUPPLY	LS	1	2,000.00	2,000.00
7	190101 (F)	ROADWAY EXCAVATION	CY	1,405	68.00	95,540.00
8	260201	CLASS 2 AGGREGATE BASE	CY	915	49.00	44,835.00
9	390130	HOT MIX ASPHALT	TON	1,021	74.00	75,554.00
10	374002	ASPHALTIC EMULSION (FOG SEAL COAT)	TON	2	1,000.00	1,800.00
11	731504	MINOR CONCRETE (CURB AND GUTTER) (CRS 201)	LF	1,105	24.00	26,520.00
12	731521	MINOR CONCRETE (SIDEWALK) (CRS 401)	SQFT	7,050	4.00	28,200.00
13	017312	MINOR CONCRETE (COMMERCIAL DRIVEWAY) (CRS 207A)	SQFT	1,780	6.00	10,680.00
14	017315	MINOR CONCRETE (CURB RAMP) (1- CASE A, 1- MODIFIED CASE A, 2- CASE C)	EA	4	2,500.00	10,000.00
15	017003	CATCH BASIN (CURB INLET) (CRS 300), W=14', [INCLUDING REMOVAL OF EXISTING INLET AND EXTENSION OF EXISTING RCPI]	EA	1	16,500.00	16,500.00
15.A	000003	DRAINAGE INLET FILTRATION	EA	1	3,000.00	3,000.00
16	150742	REMOVE ROADSIDE SIGN	EA	5	56.00	280.00
17	566012	ROADSIDE SIGN - ONE POST [STREET NAME SIGN]	EA	1	400.00	400.00
18	566012	ROADSIDE SIGN - ONE POST	EA	3	300.00	900.00
19	840656	PAINT TRAFFIC STRIPE (2-COAT)	LF	1,235	2.80	3,458.00
19.A	597401	PAINT CURB (2-COAT) [RED]	LF	350	1.12	392.00
20	840519	THERMOPLASTIC CROSS WALK AND PAVEMENT MARKINGS	SQFT	1,960	3.90	7,644.00
21	010602	MISCELLANEOUS WORK (AS DIRECTED)	FA	1	25,000.00	25,000.00
SUB-TOTAL, ITEMS 1 - 21						436,903.00

**Riverside County Transportation Department
Summary of Bids**

**PROJECT: Exchange Club Park
Frontage Improvements Project, Mayberry Avenue and Fairview Avenue
Community of Valle Vista
PROJECT No. C6-0081**

Advertised: March 29, 2016 (Agenda Item: 3-40)
Addenda: One (4/15/16), Two (4/21/16)
Bids Open: 2 pm Date: Wednesday, April 27, 2016

BASE BID SCHEDULE 2 - SITE GRADING AND PARKING LOT CONSTRUCTIONS		4		Roadway Engineering Mira Loma, CA 91752		
ITEM NO.	ITEM CODE	CONTRACT ITEM	UNITS	QUANTITY	BID UNIT PRICE	BID ESTIMATE
22	066102	DUST ABATEMENT	LS	1	2,000.00	2,000.00
23	160101	CLEARING AND GRUBBING	LS	1	60,000.00	60,000.00
24	170101	DEVELOP WATER SUPPLY	LS	1	5,000.00	5,000.00
25	074020	WATER POLLUTION CONTROL (ON-SITE AND STREET IMPROVEMENTS)	LS	1	25,000.00	25,000.00
26	190101	OVER EXCAVATE, IMPORT MATERIAL, RECOMPACT & EXCAVATION (SITE GRADING)	LS	1	300,000.00	300,000.00
27	260201	CLASS 2 AGGREGATE BASE	CY	640	70.00	44,800.00
28	390130	HOT MIX ASPHALT (PARKING LOT PAVING)	TON	940	72.00	67,680.00
29	000003	PVC CONDUIT INSTALLATION (FOR FUTURE PARKING LOT LIGHTING)	LF	500	40.00	20,000.00
30	000003	6" TYPE "A-6" CONCRETE PARKING LOT CURB & GUTTER (CRS 200)	LF	1,000	24.00	24,000.00
31	000003	6" TYPE "D" CONCRETE PARKING LOT CURB (CRS 204)	LF	600	23.00	13,800.00
32	017317	MINOR CONCRETE (WIDENED CURB AT END STALLS IN PLANTERS)	SQFT	400	6.00	2,400.00
32.A	731521	MINOR CONCRETE (SIDEWALK) (VWPD STD LC-02 AND LC-03)	SQFT	5,240	4.00	20,960.00
32.B	731502	MINOR CONCRETE (MISCELLANEOUS CONSTRUCTION) [6" THICK PCC WITH 6x6-W1.4xW1.4 WELDED WIRE MESH]	SQFT	380	7.00	2,660.00
32.C	731502	MINOR CONCRETE (MISCELLANEOUS CONSTRUCTION) [6" THICK V-GUTTER]	SQFT	1,150	7.00	8,050.00
32.D	011503	MINOR CONCRETE (UNDER SIDEWALK DRAIN CAST IN PLACE) (CRS 309)	EA	1	10,500.00	10,500.00
33	000003	2' X 2' CONCRETE CATCH BASIN (BROOKS No. 2424 T24 W/ STEEL GRATE) W/THREE (3) 6" HDPE DRAIN LINES TO INFILTRATION (DETENTION) BASIN	EA	1	7,000.00	7,000.00
33.A	000003	3' X 3' BROOKS CB3636 CATCH BASIN (INCLUDING ONE (1) 12" HDPE DRAIN LINE TO BACK OF STREET CATCH BASIN ON MAYBERRY AVENUE)	EA	1	6,400.00	6,400.00
33.B	721026	ROCK SLOPE PROTECTION (No. 1, METHOD B) [6" ROCK]	CY	15	200.00	3,000.00
34	000003	PARKING LOT STRIPING AND PAVEMENT MARKINGS, AND PARKING LOT BUMPERS	LS	1	3,400.00	3,400.00
35	000003	PARKING LOT SIGNING [4 EA. HANDICAP STALLS & 2 EA. HANDICAP NOTICE AT DRIVEWAY ENTRANCES]	EA	6	350.00	2,100.00
36	000003	PARKING LOT HANDICAPPED RAMPS	EA	3	2,500.00	7,500.00
37	000003	6" PVC SCH 80 CONDUIT / SLEEVES FOR FUTURE, VERIZON & CATV	LF	140	60.00	8,400.00
37.A	000003	5" PVC SCH 80 CONDUIT / SLEEVES FOR FUTURE, SCE STREET LIGHT (INSTALLATION OF CONDUIT AND PULL BOXES) [AT MAYBERRY AVENUE AND FAIRVIEW AVENUE]	LF	380	60.00	22,800.00
38	860401	ITEM DELETED BY ADDENDUM No. 1	---	---	---	---
39	000001	MISCELLANEOUS WORK (AS DIRECTED)	FA	1	25,000.00	25,000.00
39.A	010602	HYDROSEED (GRADED AREAS)	ACRE	6.5	3,000.00	19,500.00
39.B	210430	INSTALL 6" TUBULAR STEEL FENCING INCLUDING GATE	LF	715	45.00	32,175.00
39.C	000003					
SUB-TOTAL, ITEMS 22 - 39.C						775,625.00

**Riverside County Transportation Department
Summary of Bids**

**PROJECT: Exchange Club Park
Frontage Improvements Project, Mayberry Avenue and Fairview Avenue
Community of Valle Vista
PROJECT No. C6-0081**

**Advertised: March 29, 2016 (Agenda Item: 3-40)
Addenda: One (4/15/16), Two (4/21/16)
Bids Open: 2 pm Date: Wednesday, April 27, 2016**

BASE BID SCHEDULE 3 - WATER IMPROVEMENTS		4 Roadway Engineering Mira Loma, CA 91752				
ITEM NO.	ITEM CODE	CONTRACT ITEM	UNITS	QUANTITY	BID UNIT PRICE	BID ESTIMATE
40	000003	6" FIRE HYDRANT ASSEMBLY W/GATE VALVE (PER LHMWD STD. H-2B)	EA	1	10,500.00	10,500.00
40.A	000003	6" (PVC) WATER LINE	LF	180	55.00	9,900.00
41	000003	6" DOUBLE CHECK DETECTOR ASSEMBLY (PER LHMWD STD. H-3)	EA	1	11,300.00	11,300.00
42	000003	POST INDICATOR VALVE/FIRE DEPT. CONNECTION	EA	1	6,900.00	6,900.00
43	000003	4" WATER LINE FOR FIRE SPRINKLERS	LF	120	19.00	2,280.00
43.A	000003	6" MISCELLANEOUS FITTINGS	EA	2	940.00	1,880.00
44	000001	ITEM DELETED BY ADDENDUM No. 1	---	---	---	---
45	000003	4" MISCELLANEOUS FITTINGS	EA	1	1,800.00	1,800.00
46	000001	ITEM DELETED BY ADDENDUM No. 1	---	---	---	---
47	000003	2" SERVICE CONNECTIONS (PER LHMWD STD. H-4)	EA	2	5,700.00	11,400.00
47.A	000003	1" SERVICE CONNECTIONS (PER LHMWD STD. H-5)	EA	1	4,400.00	4,400.00
47.B	000003	THRUST BLOCKS	CY	2	800.00	1,600.00
48	000001	ITEM DELETED BY ADDENDUM No. 1	---	---	---	---
49	000003	REMOVE 90 BEND & REPLACE WITH TEE FOR FIRE LINE (12X6X6)	EA	1	8,300.00	8,300.00
SUB-TOTAL, ITEMS 40-49						70,260.00

BASE BID SCHEDULE 4 - SEWER IMPROVEMENTS		4 Roadway Engineering Mira Loma, CA 91752				
ITEM NO.	ITEM CODE	CONTRACT ITEM	UNITS	QUANTITY	BID UNIT PRICE	BID ESTIMATE
50	000003	8" (PVC) SEWER LATERAL TO SCHOOL CLASS ROOMS P.O.C.	LF	720	41.50	29,880.00
51	000003	CLEANOUTS @ 100-FOOT INTERVALS	EA	7	2,500.00	17,500.00
51.A	000003	8" (PVC) SEWER WYE	EA	1	600.00	600.00
52	000003	TIE INTO EXISTING SEWER MANHOLE IN FAIRVIEW AVENUE (LHMWD)	EA	1	9,800.00	9,800.00
SUB-TOTAL, ITEMS 50-52						57,780.00

BASE BID SCHEDULES 1, 2, 3 AND 4

PROJECT TOTAL, ITEMS 1 - 52		1,340,568.00
------------------------------------	--	---------------------



Juan C. Perez, P.E., T.E.
Director of Transportation and Land
Management

COUNTY OF RIVERSIDE

TRANSPORTATION AND LAND MANAGEMENT AGENCY



Patricia Romo, P.E.
Assistant Director of Transportation

Transportation Department

ADDENDUM NUMBER 1

Dated April 15, 2016

to the
Specifications and Contract Documents
for the construction of

Exchange Club Park
Frontage Improvements Project
Mayberry Avenue and Fairview Avenue
Community of Valle Vista
Project No. C6-0081

Bids Due: (Revised) Wednesday, April 27, 2016; 2:00 p.m.
14th Street Transportation Annex
3525 14th Street; Riverside, CA 92501
(951) 955-6780

This Addendum is issued pursuant to the Instructions to Bidders, Item No. 8, of the Contract Documents for the reference project. This Addendum is issued as a supplement to the specification and special provisions for the referenced project. The revisions to the specifications shall become a part of the Contract Documents, and each bidder shall acknowledge receipt thereof on the Bid (Proposal). Bidders are directed to sign this addendum as acknowledged, and attach the signed addendum to the contractor's submitted proposal.

Note: During the advertisement period of this project, this document and attachments (if any) are available upon request at the office of the Transportation Department, and are available as a free download at the Transportation Department's website:

<http://rctlma.org/trans/Contractors-Corner/Notices-Inviting-Bids>

MODIFICATIONS / CLARIFICATIONS TO SPECIAL PROVISIONS:

Item 1: The new designated date and time for the receipt and opening of bids is revised as follows:

Wednesday, April 27, 2016; 2:00 p.m.
14th Street Transportation Annex
3525 14th Street; Riverside, CA 92501
(951) 955-6780

Item 2: Revised Proposal. Refer to "Proposal" pages B2-B4. Delete and replace "Proposal" (pages B2 through B4) with "Proposal (Revised)" attached herewith as **Attachment "A"**. The following changes have been made to the Proposal:

a. Estimated Quantities are revised for the following bid items:

Item 7, "ROADWAY EXCAVATION"
Item 10, "ASPHALTIC EMULSION (FOG SEAL COAT)"

3525 14th Street · Riverside, CA 92501 · (951) 955-6800
FAX (951) 955-3164

Addendum No. 1, Page 1 of 49

- Item 16, "REMOVE ROADSIDE SIGN"
- Item 20, "THERMOPLASTIC CROSS WALK AND PAVEMENT MARKINGS"
- Item 27, "CLASS 2 AGGREGATE BASE"
- Item 28, "HOT MIX ASPHALT (PARKING LOT PAVING)"
- Item 30, "6" TYPE "A-6" CONCRETE PARKING LOT CURB & GUTTER (CRS 200)"
- Item 32, "MINOR CONCRETE (WIDENED CURB AT END STALLS IN PLANTERS)"
- Item 36, "PARKING LOT HANDICAPPED RAMPS"
- Item 37, "6" PVC SCH 80 CONDUIT/ SLEEVES FOR FUTURE, VERIZON AND CATV
- Item 38, "STREET LIGHT (INSTALLATION OF CONDUIT AND PULL BOXES) [AT MAYBERRY AVENUE AND FAIRVIEW AVENUE]"
- Item 45, "4" MISCELLANEOUS FITTINGS"
- Item 50, "8" (PVC) SEWER LATERAL TO SCHOOL CLASS ROOMS P.O.C."

b. The following bid items have been added:

- Item 14.A, "MINOR CONCRETE (CURB RAMP) (CASE B)"
- Item 15.A, "DRAINAGE INLET FILTRATION"
- Item 19.A, "PAINT CURB (2-COAT) [RED]"
- Item 32.A, "MINOR CONCRETE (SIDEWALK) (VWPD STD LC-02 AND LC-03)"
- Item 32.B, "MINOR CONCRETE (MISCELLANEOUS CONSTRUCTION) [6" THICK PCC WITH 6x6-W1.4xW1.4 WELDED WIRE MESH]"
- Item 32.C, "MINOR CONCRETE (MISCELLANEOUS CONSTRUCTION) [6" THICK V-GUTTER]"
- Item 33.A, "3' X 3' CONCRETE LOW FLOW OUTLET BOX W/1-12" HDPE DRAIN LINE TO BACK OF STREET CATCH BASIN ON MAYBERRY AVENUE"
- Item 37.A, "5" PVC SCH 80 CONDUIT / SLEEVES FOR FUTURE, SCE"
- Item 39.A, "MISCELLANEOUS WORK (AS DIRECTED)"
- Item 39.B, "HYDROSEED (GRADED AREAS)"
- Item 39.C, "INSTALL 6' TUBULAR STEEL FENCING INCLUDING GATE"
- Item 40.A, "6" (PVC) WATER LINE"
- Item 43.A, "6" MISCELLANEOUS FITTINGS"
- Item 47.A, "1" SERVICE CONNECTIONS (PER LHMWD STD. H-5)"
- Item 47.B, "THRUST BLOCKS"
- Item 51.A, "6" x 6" (PVC) SEWER WYE"

c. The following bid items have been deleted:

- Item 3, "WATER POLLUTION CONTROL (IN RIGHT OF WAY ONLY)"
- Item 39, "REMOVE EXISTING STANDARD GUY WIRE AND ANCHOR"
- Item 44, "4" GATE VALVE"
- Item 46, "2" BACKFLOW FOR DOMESTIC WATER LINE"
- Item 48, "ADJUST WATER VALVE TO GRADE"

d. Description and/or Unit have been revised for the following bid items:

- Item 14, "MINOR CONCRETE (CURB RAMP) (1- CASE A, 1- MODIFIED CASE A, 2- CASE C)"
- Item 15, "CATCH BASIN (CURB INLET) (CRS 300), W=14', [INCLUDING REMOVAL OF EXISTING INLET AND EXTENSION OF EXISTING RCP]"
- Item 16, "REMOVE ROADSIDE SIGN"
- Item 18, "ROADSIDE SIGN - ONE POST"
- Item 25, "WATER POLLUTION CONTROL (ON-SITE AND STREET IMPROVMENTS)"
- Item 26, "OVER EXCAVATE, IMPORT MATERIAL, RE-COMPACT AND EXCAVATION (SITE GRADING)"
- Item 27, "CLASS 2 AGGREGATE BASE"
- Item 28, "HOT MIX ASPHALT (PARKING LOT PAVING)"
- Item 33, "2' X 2' CONCRETE CATCH BASIN (BROOKS No. 2424 T24 W/ STEEL GRATE) W/THREE (3)-

- 6" HDPE DRAIN LINES TO INFILTRATION (DETENTION) BASIN"
- Item 34, "PARKING LOT STRIPING AND PAVEMENT MARKINGS, AND PARKING LOT BUMPERS"
- Item 37, "6" PVC SCH 80 CONDUIT / SLEEVES FOR FUTURE, VERIZON AND CATV"
- Item 38, "STREET LIGHT (INSTALLATION OF CONDUIT AND PULL BOXES) [AT MAYBERRY AVENUE AND FAIRVIEW AVENUE]"
- Item 40, "6" FIRE HYDRANT ASSEMBLY W/GATE VALVE (PER LHMWD STD. H-2B)"
- Item 41, "6" DOUBLE CHECK DETECTOR ASSEMBLY (PER LHMWD STD. H-3)"
- Item 47, "2" SERVICE CONNECTIONS (PER LHMWD STD. H-4)"
- Item 50, "8" (PVC) SEWER LATERAL TO SCHOOL CLASS ROOMS P.O.C."

- e. Final Pay Quantity (F) designation has been added to the following bid item:
Item 7, "ROADWAY EXCAVATION"

Item 3: Modification to Special Provisions – Street Name Update to Fairview Avenue. Refer to Section 00-1.01, Project Description, on page 1 of the Special Provisions.

Whenever and wherever in the Contract Documents the name Fairway Avenue is used, it shall be understood to mean and refer to Fairview Avenue.

Item 4: Addition to Special Provisions – Prosecution and Progress. Refer to Section 00-1.05, Prosecution and Progress on page 2 of the Special Provisions. The following Special Provisions are added to Section 00-1.05 and made part hereby:

Within 14 calendar days after the issuance of the Notice of Acceptance of Proposal and Intent to Award, the Contractor shall provide the following submittals for County review and acceptance:

1. SWPPP
2. Traffic Control Plans
3. Material Submittals for Water and Sewer

In the event that the Contract is not awarded by the County, the low bidder will be compensated for the cost of the submittals provided.

Item 5: Addition to Special Provisions – Supplemental Project Information. The following Special Provisions are added and made part hereby:

Add to section 2-1.06B, Supplemental Project Information, of the Standard Specifications:

The following Supplemental Project Information is available for inspection and to download for your use on the County of Riverside Transportation Department website:

<http://rctlma.org/trans/Contractors-Corner/Notices-Inviting-Bids>

- **Geotechnical Investigation, Dated April 7, 2016**

The Geotechnical Investigation (downloadable file) is provided for reference only. The County of Riverside Transportation Department does not guarantee the accuracy of this data.

Item 6: Modification to Special Provision – Survey Request. Refer to Section 5-1.26B, Survey Request, on page 12 through 13 of the Special Provisions. Delete Section 5-1.26B and replace it with the following special provisions:

5-1.26B Survey Request

The Thomsen Company, Inc. will provide Contractor with a survey request form. Survey staking requests must be received from Contractor a minimum of three (3) Business Days prior to the installation of the requested construction staking. The Thomsen Company, Inc. shall receive written survey request on operating Business Day, **Monday** through **Friday**, and prior to 4:00 p.m. Requests received after 4:00 p.m. or on any other day, shall be considered as submitted at 7:30 a.m. the next Business Day.

Item 7: Modifications to Special Provision – Water and Sewer Improvements.

1. Refer to Section 5-1.36D(1)(c), Construction, on page 13 of the Special Provisions. Delete Section 5-1.36D(1)(c) and replace it with the following special provisions:

5-1.36D(1)(c) Construction

Contractor will furnish and install all required materials and equipment. Contractor is required to perform all testing for water and sewer lines.

Contractor must provide LHMWD with a construction window for a period of 5 working days. LHMWD will make all connections (hot tapping) to existing main water line

The contractor will make all connections to existing sewer line.

Attention is directed to Section 00-1.08, Cooperation, of these Special Provisions for full cooperation with LHMWD. The contractor must cooperate with LHMWD in performing the work required to make the connection to the existing main water line including but not limited to providing materials, excavation, traffic control, and backfill, in conformance with the Standard Specifications, these Special Provisions and as directed by the Engineer.

2. Refer to Section 5-1.36D(1)(d), Payment, on page 13 of the Special Provisions. Delete Section 5-4.36D(1)(d) and replace it with the following special provisions:

5-1.36D(1)(d) Payment

Payment for furnishing and installing water and sewer line extensions and installations shall be considered as included in the payment for the different items of work found on "Bid Schedules 3 and 4" of the proposal (bid items list), water and sewer improvements.

The Contractor will pay all fees required by LHMWD. LHMWD fees are estimated to be \$2,500. The Contractor will not be directly reimbursed for LHMWD fee paid but shall include any compensation for this fee paid in the contract prices paid for the various items of work involved.

Item 8: Modification to Special Provision – Water Pollution Control. Refer to Section 13-1.01, General, Water Pollution Control (Santa Ana Region), on page 19 of the Special Provisions. Delete the first paragraph of Section 13-1.01 and replace it with the following paragraph:

Contractor must provide one Storm Water Pollution Prevention Plan and Monitoring Program (SWPPP/MP) that includes both the frontage improvements work performed on Mayberry Avenue and Fairview Avenue and the on-site grading work and construction of parking lot.

Item 9: Addition to Special Provisions – Removal of Traffic Stripes and Pavement Markings. The following Special Provisions are added and made part hereby:

Add to Section 15-2.02C Remove Traffic Stripes and Pavement Markings:

REMOVE TRAFFIC STRIPES AND PAVEMENT MARKINGS:

Traffic stripes and pavement markings shall be removed as shown on the plans and as directed by the Engineer.

The removal of traffic stripes and markings shall be accomplished by either of the following methods.

- A. **Wet Sandblasting:** Where blast cleaning is used for the removal of painted traffic stripes and pavement markings or for removal of objectionable material, and such removal operation is being performed within Ten (10) feet of a lane occupied by public traffic, the residue including dust shall be removed immediately after contact between the sand and the surface being treated. Such removal shall be by a vacuum attachment operating concurrently with the blast cleaning operation and shall comply with AQMD regulations.
- B. **Grinding:** A minimum of 3 passes with the grinder in a rectangular area rather than just lettering or markings so the old message cannot be identified is required. Removal shall be to a maximum depth of 1/10". Removal depth may exceed 1/10" only when necessary to effectively remove paint, and only on approval by the Engineer. Asphalt emulsion slurry shall be applied to the areas where stripes or pavement markings have been removed.

After removal of traffic stripes and pavement markings, a fog seal coat shall be applied in conformance with the provisions in Section 37, "Bituminous Seals" of the Standard Specifications and the following:

If removal of existing striping is performed more than 24 hours prior to final striping, the Contractor shall place reflective temporary striping tape throughout the limits of sandblasting, to provide channelization of traffic, for all lanes of travel.

Temporary striping tape shall be removed subsequent to final striping.

Nothing in these Special Provisions shall relieve the Contractor from his responsibilities as provided in Section 7-1.04, "Public Safety," of the Standard Specifications.

It shall be the responsibility of the Contractor to properly dispose of the residue from removal of striping and pavement markings.

Payment:

Full compensation for removing traffic stripes and pavement markings including furnishing all labor materials, tools, equipment and incidentals as specified in the Standard Specifications and these Special Provisions, and as directed by the Engineer, shall be considered as included in the contract prices paid per linear foot for Paint Traffic Stripe (2-Coat), and per square foot for Thermoplastic Crosswalk and Pavement Markings and no additional compensation will be allowed therefor.

Item 10: Modification of Special Provision – Removal of Existing Signs. Delete Section 15-2.03, Salvage, Remove and Salvage Existing Signs and Posts, on page 27 of the Special Provisions, and, replace with the following Special Provisions added and made part hereby:

Add following to section 15-2.02J

15-2.02J Remove Roadside Sign

Existing roadside signs and posts, shall be removed, and properly disposed of as shown on the plans in conformance with Sections 15-2.02J, "Remove Roadside Signs" of the Standard Specifications.

Payment:

Full compensation for Remove Roadside Sign shall be considered as included in the price paid per each, and shall include full compensation for furnishing all labor, materials, tools, equipment, incidentals and for doing all the work including properly disposing of Road Signs as specified in the these Special Provisions and no additional compensation will be allowed therefor.

Item 11: Modifications to Special Provision – Roadway Excavation. Refer to Section 19-2.01, General, on pages 29 and 30 of the Special Provisions, Roadway Excavation. Delete the payment paragraph on page 30 and replace it with the following paragraph:

Payment:

Roadway Excavation will be paid for by the cubic yard, in conformance with section 9-1.02C "Final Pay Item Quantities" of Standard Specifications. The unit price paid per cubic yard for Roadway Excavation shall include full compensation for furnishing all labor, materials, tools, equipment, and incidentals, and for doing all work involved including hauling, excavation and compaction, saw-cutting as shown on the plans, removal of existing pavement and base, as directed by the Engineer and no additional compensation will be allowed therefor.

Item 12: Modification of Special Provision – Site Grading. Refer to Section 19-10, Site Grading on pages 30 and 31 of the Special Provisions. Delete Payment paragraph on page 31 of the Special Provisions and replace it with the following paragraph:

Payment:

Full compensation for Over Excavate, Import Material, Re-compact and Excavation (Site Grading) including compensation for furnishing all labor, materials, tools, equipment, and incidentals, and for doing all work involved including hauling, excavation, over-excavation and compaction, removal of existing concrete footing, as directed by the Engineer shall be paid on a lump sum basis and no additional compensation will be allowed therefor.

Item 13: Addition to Special Provisions – Import Borrow Material. Refer to Section 19-10, Site Grading, on pages 30 through 31 of the Special Provisions. The following Special Provisions are added and made part hereby:

Add to Section 19-10, Site Grading, of the Special Provisions:

IMPORT BORROW:

Imported borrow and fill material needed for on-site fill areas shall be free from organics and deleterious material, and free from man-made refuse (such as: Portland cement concrete, Asphalt concrete, Residue from grooving and grinding operations, Metal, Rubber, Mixed debris, Rubble), and shall conform to the provisions of Section 19 Earthwork of the Standard Specifications and these Special Provisions, and shall be material that is similar or better in quality than the existing soil.

Imported Borrow material must be obtained from sources that comply with section 6-2.04, Local Materials, of the Standard Specifications.

Payment:

Full compensation for imported borrow shall be considered as included in the contract price paid per lump sum for Over Excavate, Import Material, Re-compact and Excavation (Site Grading), and shall include full compensation for clearing and stripping the material sites if necessary; excavating, loading, hauling, depositing, spreading and compacting the material in place, within the on-site as specified. It shall also include furnishing all labor material, tools, equipment and incidentals, and for doing all the work involved in obtaining and placing import borrow, complete in place and as shown on the plans and as specified in these specification and special provisions and as directed by the Engineer and no additional compensation will be allowed therefor.

Item 14: Addition to Special Provisions – Erosion Control (Hydroseed). The following Special Provisions are added and made part hereby:

Replace Reserved Section 21-1.02N in the Standard Specifications with:

21-1.02N Erosion Control (Hydroseed)

21-1.02N(1) GENERAL

21-1.02N(2) Summary

This work includes applying erosion control (hydroseed) materials including seed, fiber, commercial fertilizer, organic fertilizer, straw, and tackifier to on-site graded areas shown on the plans.

Comply with Section 21, "Erosion Control," of the Standard Specifications.

If notified by the Engineer that an area is ready to receive erosion control materials, start erosion control (hydroseed) work within 5 business days of the Engineer's notification to perform the work.

The Engineer will designate the ground location of all erosion control (hydroseed) areas in increments of one acre or smaller by directing the placing of stakes or other suitable markers. Furnish all tools, labor, materials, and transportation required to adequately mark the various erosion control (hydroseed) locations.

21-1.02N(3) MATERIALS

21-1.02N(3)A Seed

Deliver seed to the job site in unopened separate containers with the seed tags attached. A container without a seed tag attached is not accepted. The Engineer takes a sample of approximately **1 Oz or 2 Oz** of seed for each seed lot greater than **2 lbs**. Seed must comply with the following and table shown in section **21-1.02N(4)B "Application"** of these Special Provisions:

SEED		
Botanical Name (Common Name)	Percent Germination (Minimum)	Pounds Pure Live Seed (Per Acre)
Bromus carinatus" Cucamonga" (Cucamonga Brome)	85	20
Trifolium tridentatum (Tomcat Clover)	85	4
Vulpia microstachys (Small Fescue)	85	8
Total:		32

21-1.02N(3)B Seed Sampling Supplies

At the time of seed sampling, provide the Engineer a glassine lined bag and custody seal tag for each seed lot sample.

21-1.02N(3)C Commercial Fertilizer

Commercial fertilizer must have a guaranteed chemical analysis within 10 percent of 5 to 8 percent nitrogen, 3 to 6 percent phosphoric acid and 1 to 3 percent water soluble potash.

21-1.02N(3)D Straw

Straw must be one of the following:

1. Wheat
2. Barley
3. Wheat or barley

Wheat and barley straw must be derived from irrigated crops. Straw must be free of plastic, glass, metal, rocks, and refuse or other deleterious material.

21-1.02N(3)E Tackifier

Tackifier must be:

1. Nonflammable
2. Nontoxic to aquatic organisms
3. Free from growth or germination inhibiting factors
4. Bonded to the fiber or prepackaged with the fiber by the manufacturer
5. At least 10 percent of the weight of the dry fiber and include the weight of the activating agents and additives
6. Organic, high viscosity colloidal polysaccharide with activating agents, or a blended hydrocolloid-based binder

21-1.02N(3)F Fiber

Fiber must be:

1. Long strand, whole wood fibers, thermo-mechanically processed from clean, whole wood chips.
2. Not made from sawdust, cardboard, paper, or paper byproducts.
3. At least 25 percent of fibers 3/8 inch long.
4. At least 50 percent held on a No. 25 sieve.
5. Free from lead paint, printing ink, varnish, petroleum products, seed germination inhibitors, or chlorine bleach.
6. Free from synthetic or plastic materials.
7. At most 7 percent ash.
8. Coloring agent for fiber must be a biodegradable nontoxic coloring agent free from copper, mercury, and arsenic.

21-1.02N(3)G Coloring Agent

Use a biodegradable, nontoxic coloring agent free from copper, mercury, and arsenic.

21-1.02N(4) CONSTRUCTION

21-1.02N(4)A Site Preparation

Immediately before applying seed to erosion control (Hydroseed) areas, remove trash and debris and weeds.

Removed weeds must be disposed of in conformance with the provisions in Section 7-1.13, "Disposal of Material Outside the Highway Right of Way," of the Standard Specifications.

21-1.02N(4)B Application

Apply erosion control (hydroseed) materials in separate applications in the following sequence:

1. Apply the following mixture with hydroseeding equipment at the rates indicated within 60 minutes after the seed has been added to the mixture:

Material	Pounds Per Acre
Seed	32
Fiber	3,500
Commercial Fertilizer	1,000

2. Apply straw at the rate of 565 pounds per acre based on slope measurements. Incorporation of straw will not be required. Distribute straw evenly without clumping or piling.
3. Apply the following mixture with hydroseeding equipment at the corresponding

Material	Pounds Per Acre
Fiber	565
Tackifier	565

The ratio of total water to total tackifier in the mixture must be as recommended by the manufacturer.

Seed may be dry applied at the total rate specified in the preceding table for small areas not accessible by the hydroseeding equipment if approved by the Engineer. Dry-applied seed must be incorporated into the soil a maximum depth of 1/4 inch by raking or dragging.

Hydraulic application of erosion control (hydroseed) materials for rolled erosion control product (netting) areas must be applied by hose, from the ground. Erosion control (hydroseed) materials must be applied onto the slope face such that the materials are well integrated into the rolled erosion control product (netting) and in contact with ground surface. Application must be perpendicular to the slope face such that rolled erosion control product (netting) materials are not damaged or displaced. Once straw work is started in an area, complete tackifier applications in that area within the same work shift.

The Engineer may change the rates of erosion control (hydroseed) materials to meet field conditions.

For any area where erosion control (hydroseed) materials are to be applied, the application of all erosion control (hydroseed) materials to be applied to that area must be completed within 72 hours from when the first materials were applied.

21-1.02N(5) PAYMENT

Erosion control (hydroseed) will be measured to the nearest 0.01 of an acre. The area will be calculated on the basis of field measurement and as computed for slope surface (not plan view) measurements.

The contract price paid per acre for erosion control (hydroseed) includes full compensation for furnishing all labor, materials, tools, equipment, and incidentals, and for doing all the work involved in erosion control (hydroseed) complete in place, as shown on the plans, as specified in the Standard Specifications and these special provisions, and as directed by the Engineer.

Item 15: Addition to Special Provisions – Apply Fog Seal to Intersection. Refer to Section 37-2.01A on page 33 of the Special Provisions. The following Special Provisions are added and made part hereby:

Add to Section 37-2.01A, Summary, of the Special Provisions:

Although not shown on the plans, the contractor will be required to apply fog seal at the intersection of Mayberry Avenue and Fairview Avenue in conformance with the requirements of Section 37, Bituminous Seals, of the Standard Specifications and these Special Provisions.

Payment for Fog Seal application on Mayberry Avenue and Fairview Avenue Intersection shall be considered as included in the contract price paid per ton for Asphaltic Emulsion (Fog Seal Coat) and shall include full compensation for, furnishing and placing fog seal, and all labor and materials needed to perform the work.

Item 16: Modifications to Special Provisions – Minor Concrete Structures. Refer to Section 51, Minor Concrete Structures, on pages 45 and 46 of the Special Provisions.

1. Delete the list of minor concrete structures on Section 51-1.01, General, page 45, and replace it with the following list:

Minor concrete structures for this project shall consist of:

- Catch basin (curb inlet) per County Standard No. 300, including RCP
- 2' x 2' concrete catch basin per Brooks No. 2424 T24 including steel grate and three (3) 6" HDPE drain lines to infiltration (detention) basin
- 3' x 3' BROOKS CB3636 CATCH BASIN. Use Galvanized Traffic Grate. Use E6 TOP (Extension Section) and B36 Bottom Section. Including one (1) 12" HDPE drain line to back of street catch basin on Mayberry Avenue.

2. The following Special Provisions are added to Section 51-1.01 and made part hereby:

The Contractor shall furnish and install the necessary section of reinforced concrete pipe (RCP) required for connecting the new catch basin on Mayberry Avenue at Station 17+21 to the existing RCP. RCP shall conform to Section 65, Concrete Pipe, of the Standard Specifications, these special provisions, and as directed by the Engineer.

Except as otherwise designated by classification on the plans or in the specifications, joints for culvert and drainage pipes shall conform to the plans or specifications for standard joints.

Full compensation for the removal of existing drop inlet, and for furnishing and installing RCP to connect the new catch basin and the existing RCP at Mayberry Avenue, Station 17+21, including the work, equipment, labor and materials involved shall be considered as included in the contract price paid per each for Catch Basin (Curb Inlet) CRS 300, and no additional compensation shall be allowed therefor.

3. The following Special Provisions are added to Section 51-1.01 and made part hereby:

The Contractor must furnish one stencil with the legend "ONLY RAIN IN THE DRAIN". The Contractor shall submit a copy of the final stencil design for approval by the Engineer prior to fabrication. After approval from the Engineer, the Contractor must spray paint the legend at the catch basin inlet located on Station 17+21. Full compensation for furnishing stencil and painting the legend shall be considered as included in the contract price paid per each for Catch Basin (Curb Inlet) CRS 300.

4. Delete Section 51-1.0, Payment, on pages 45 and 46 of the Special Provisions and replace it with the following:

51-1.04 PAYMENT

The contract unit price paid for each minor structure will not be adjusted if the constructed height of said minor structure, including revisions by Engineer, is within ± 0.5 foot of the vertical dimension shown on the plans.

Payment for all work involved in the construction of minor structures will be per each for Catch basin (curb inlet) per County Standard No. 300 including RCP, 2' x 2' concrete catch basin per Brooks No. 2424 T24 including steel grate and three (3) 6" HDPE drain lines to infiltration (detention) basin, and 3' x 3' BROOKS CB3636 CATCH BASIN including one (1) 12" HDPE drain line to back of street catch basin on Mayberry Avenue; and shall include full compensation for furnishing all labor, materials, tools and equipment, and doing all work involved in the complete structure, including the structures structural excavation and backfill, removal of existing structures (inlets), furnishing and placing reinforcement steel, and metal frames, covers and grates, and no further allowances shall be allowed.

Item 17: Addition to Special Provisions – HDPE Pipe. The following Special Provisions are added and made part hereby:

HIGH DENSITY POLYETHYLENE (HDPE) PIPE:

Plastic Pipe shall conform to the provisions in Section 64, "Plastic Pipe", of the Standard Specifications, except as otherwise specified in these specifications.

Plastic Pipe shall be Type S corrugated polyethylene pipe with smooth interior wall manufactured from high density polyethylene (HDPE) virgin compounds.

Installation shall be in accordance with the plans, Standard Specifications, these specifications, and as recommended by the pipe manufacturer.

All the joints of the HDPE pipes need to be watertight. The watertight joints shall conform to section 64 of the Standard specifications. Full compensation of all labor, materials, tools, and incidentals for making the HDPE pipes watertight shall be included in the payment for the different concrete structures (2' x 2' concrete catch basin, and 3' x 3' BROOKS CB3636 catch basin) connecting to HDPE Pipe.

At all pipe joint locations, the inside of the pipe shall be smooth and free of obstructions.

Except as otherwise designated by classification on the plans or in the specifications, joints for culvert and drainage pipes shall conform to the plans or specifications for standard joints.

Pipe shall be placed in a trench 12" minimum wider than the outside diameter of the pipe being installed. Trenching shall be 6" minimum in width on each side of the pipe.

The pipe shall be placed in the bottom of the trench and the trench shall be backfilled.

If so directed by the Engineer, the pipe shall be backfilled with two sack slurry.

The slurry shall be allowed to cure a minimum of two days prior to final paving.

Slurry cement backfill shall conform to Section 19-3.02D of the Standard Specifications, except that full compensation therefor shall be considered as included in the prices paid per each for the different concrete structures (2' x 2' concrete catch basin, and 3' x 3' BROOKS CB3636 catch basin) connecting to HDPE Pipe, and no additional compensation will be allowed therefor.

Payment:

Full compensation for furnishing and installing HDPE pipe shall be as considered included in the contract prices paid per each for the different concrete structures (2' x 2' concrete catch basin, and 3' x 3' BROOKS CB3636 catch basin) connecting to HDPE Pipe, and shall include full compensation for furnishing all labor, materials, tools, equipment, and incidentals, and for doing all of the work involved in installing HDPE Pipe, complete in place, including structure excavation and backfill, slurry encasement if required, as specified in the Standard Specifications and these special provisions, and as directed by the Engineer.

Item 18: Addition to Special Provisions – Sign Sizes. Refer to Section 56-4, Roadside Signs, on page 46 of the Special Provisions. The following Special Provisions are added and made part hereby:

Roadside signs for this project shall be of the following sizes:

R1-1: 36"
R1-3P: 18" x 6"
W3-1: 36" x 36"
SR4-1 (School Speed Limit Assembly C): 24" x 48"
S1-1: 36" x 36"
W16-9P: 24" x 12"

Item 19: Addition to Special Provision – Painting Curb Red. The following Special Provisions are added and made part hereby:

Add to Section 59-6, Painting Concrete of the Standard Specifications:

59-6.01 General

This work shall consist of preparing and painting concrete curb, where shown on the plans, and in conformance with these special provisions.

59-6.02 Materials

The paint shall be a light-stable, alkali-resistant, acrylic latex or acrylic latex copolymer emulsion, commercially manufactured for use as an exterior concrete coating. The paint shall conform to the provisions in Section 91-4.05, Paint, Acrylic Emulsion, Exterior White and Light and Medium Tints, of the Standard Specifications.

The paint shall be formulated and applied so that the color of the coated concrete matches Federal Standard 595B No. FS 31302, Red, or as approved by the Engineer.

The Contractor shall submit to the Engineer, not less than 7 days before initial application of the concrete coating, a copy of the manufacturer's recommendations and written application instructions.

59-6.03 Construction

Surface Preparation

New concrete surfaces to be painted shall be at least 14 calendar days old before painting, or as approved by the resident Engineer.

Concrete curb to be painted shall be prepared in conformance with the requirements of SSPC SP 13/NACE No. 6, "Surface Preparation of Concrete," of the "SSPC: The Society of Protective Coatings." After concrete surface preparation is complete, the Contractor shall clean all concrete surfaces to be painted by pressure rinsing as defined in Section 59 1.03, "Application," of the Standard Specifications.

Painting Concrete

The coating shall be applied per the manufacturer's recommendations and in conformance with the requirements of SSPC PA 7, "Applying Thin Film Coatings to Concrete," of the "SSPC: The Society of Protective Coatings."

Any damaged areas shall be repaired in the same manner as the original surface preparation and paint application.

59-6.04 Payment

The contract price paid per linear foot for Paint Curb (2-Coat) [Red] shall include full compensation for furnishing all labor, materials, tools, equipment, and incidentals for doing all the work involved in preparing, and applying paint to concrete curbs, complete in place, including repairing damaged areas, as shown on the

plans, as specified in the Standard Specifications and these special provisions, and as directed by the Engineer.

Item 20: Addition to Special Provision – Drainage Inlet Filtration System. The following Special Provisions are added and made part hereby:

Add as Section 70-5.04A:

70-5.04A Drainage Inlet Filtration System

Section 70-5.04A includes specifications for constructing drainage inlet filtration systems. Submit a certificate of compliance from the manufacturer.

70-5.04A (2) Materials

Drainage inlet filtration system must be furnished and installed as shown under these special provisions.

The allowable drainage inlet filtration systems must consist of the following or a Department-authorized equal.

1. Kristar – Flogard Plus Catch Basin Insert Filter. The Flogard can be obtained from the manufacturer Oldcastle Stormwater Solutions, 7921 Southpark Plaza, Suite 200, Littleton, CO 80120. Phone 1-800-579-8819.

70-5.04A(3) Construction

Installation of drainage inlet filtration system must comply with the manufacturer's instructions.

70-5.04A(4) Payment

Drainage inlet filtration system will be measured and paid for by the unit, determined from actual count of units installed in place.

The unit price paid for installation of the drainage inlet filtration system shall include full compensation for furnishing all labor, materials, tools, equipment, and incidentals, and for doing the work involved installing the drainage inlet filtration system in accordance with these special provisions, and as directed by the Engineer.

Item 21: Modifications to Special Provisions – Minor Concrete Items. Refer to Section 73, Concrete Curbs and Sidewalks, on pages 47 and 48 of the Special Provisions.

1. The following Special Provisions are added to Section 73-1.01, General, and made part hereby:

The two curb ramps located on Mayberry Avenue at approximately Station 15+15 shall be constructed per County Standard No. 403, Curb Ramp Case C. Refer to Addendum No. 1, Attachment B, for County Standard No. 403, Curb Ramp Case C.

2. The following Special Provisions are added to Section 73-1.01, General, and made part hereby:

DETECTABLE WARNING SURFACES (TRUNCATED DOMES)

This work includes installing detectable warning surface on the curb ramps or on the areas as shown on the plans, and as specified in these Special Provisions, and as directed by the Engineer.

Curb ramp detectable warning surface must be:

1. Yellow color complying with Federal Standard 595B, Color No. 33538.
2. Raised truncated domes.

The manufacturer must provide a written 5-year warranty for detectable warning surface, guaranteeing replacement when there is defect in the dome shape, color fastness, sound-on-cane acoustic quality, resilience, or attachment. The warranty period will begin upon acceptance of the contract.

Installation of curb ramp detectable warning surface must comply with the manufacturer's recommendations.

Full compensation for Detectable Warning Surface (Truncated Domes) shall be considered as included in the contract unit prices paid for the different Minor Concrete items of work found in the bid items list, and shall include full compensation for furnishing all labor, materials, tools, equipment and incidentals for doing all work involved in constructing detectable warning surface, complete in place, as shown on the plans, as specified in these Special Provisions, and as directed by the Engineer, and no separate payment will be made therefor.

3. Delete the Payment paragraph on page 48 of the Special Provisions, Section 73-1.04, and replace it with the following paragraph:

Payment:

The contract unit bid prices paid per:

- each (EA) for Minor Concrete Curb Ramps, and Parking Lot Handicapped Ramps;
- linear foot (LF) for the different kinds of Curb, and Curb and Gutter; and
- square foot (SQFT) for the different kinds of sidewalk, commercial driveway, widened curb at parking lot end stalls in planters, 6" thick PCC (on-site apron at trash enclosure), and 6" thick on-site V-gutter; shall include full compensation for furnishing all labor, equipment, materials and tools, and incidentals, and for doing all the work involved in the concrete items construction including the grading and the removal of any obstacles within the areas of proposed concrete items, removal of existing concrete items (ramps, sidewalk, curb and gutter), concrete items transitions (curb, curb and gutter), furnishing and placing reinforcement steel, welded wire mesh, furnishing and placing expansion joints, complete in place as shown on the plans, the standard drawings, architectural details, as specified in the Standard Specifications and these Special Provisions, and as directed by the Engineer, and no additional compensation will be allowed therefor.

Item 22: Addition to Special Provision – Infiltration (Detention) Basin Tubular Steel Fencing and Gate.

The following Special Provisions are added and made part hereby:

Replace Section 80-11, Reserved, of the Standard Specifications with:

Tubular fencing and gate shall be installed on the infiltration (detention) basin perimeter in accordance with these Special Provisions and Valley-Wide Recreation & Parks District details and requirements.

Refer to Addendum 1, Attachment B, for VWR&PD Std. LC-12 for Tubular Steel Fencing and VWR&PD Std. LC-13 for Tubular Steel Gate.

Fencing shall be tubular steel with black powder coating. Any proposed alterations must be submitted for approval.

Vehicle access gate shall be provided for the basin entrance. Gate must be designed to restrict pedestrian or vehicle public access.

Tubular Steel Fencing

Steel material for fence panels and posts shall conform to the requirements of ASTM A653/A653M, with a minimum yield strength of 50,000 psi (344 MPa) and a minimum zinc (hot-dip galvanized) coating weight of 0.90 oz/ft² (276 g/m²), Coating Designation G-90.

Material for fence pickets shall be 3/4" square x 16 Ga. tubing. Picket holes in the rail shall be spaced 4" O.C.

Posts shall be a minimum of 2-1/2" square x 14 Ga. Rails shall be tubular steel with a minimum radius of 1-3/8". Rails shall be installed 4" above concrete mowcurb.

Pickets, rails and posts shall be pre-cut to specified lengths.

The manufactured panels and posts shall be subjected to inline electrode position coating process consisting of a multi-stage pretreatment/wash (with zinc phosphate), followed by a duplex cathodic electro coat application of an epoxy primer followed by an acrylic topcoat. The minimum cumulative coating thickness of epoxy and acrylic shall be 2 mils (0.058 mm). The color shall be black. Any field welds if required must have one coat of epoxy primer and two coats of exterior enamel. Painting must be guaranteed for 5 years.

Gates shall be fabricated using welded ornamental panel material and gate ends having a 1-3/4" square cross-sectional size. All rail and upright intersections shall be joined by welding. All picket and rail intersections shall also be joined by welding. All welds shall be primed and receive two coats of black enamel paint.

All fence posts shall have a 2" min. standard square cap permanently secured to each post.

Concrete footings shall be 2500 PSI @ 28 days. Footings shall be as indicated within the District details.

All tubular steel fencing shall have a maintenance concrete mowcurb between each post per District detail unless approved by the District. Footing height shall allow for mow curb form boards to avoid breaking post footings in order to form and pour mowcurb

All fencing shall be installed per District details.

Payment:

The contract price paid per linear foot for Install 6' Tubular Steel Fencing including Gate shall include full compensation for furnishing all labor, materials, tools, equipment, and incidentals for doing all the work involved in furnishing and installing tubular steel fencing and gate, including concrete footings, excavation and backfill, as shown on the plans, as specified in the Standard Specifications and these special provisions, and as directed by the Engineer, and no additional compensation will be allowed.

Item 23: Modification of Special Provision – Conduit. Refer to Section 86-2.05, Conduit on pages 49 and 50 of the Special Provisions.

1. The following Special Provisions are added to Section 86-2.05 and made part hereby:

Conduit depth shall not exceed 60 inches below finish grade. Conduit depth shall be at a minimum of 36 inches below finished grade.

2. The following Special Provisions are added to Section 86-2.05 and made part hereby

Pull boxes (shown on the plans) will be required at the ends of the PVC conduit installed. Pull boxes must be 17"x30" electrical pull boxes with fiberglass body and polymer concrete ring as manufactured by J&R Concrete Products, Std. P-E6B, or approved equal. Full compensation for furnishing and installing these pull boxes shall be considered as included in the linear feet contract price paid for the different types of conduit included in the bid items list.

3. Delete the Payment paragraph on page 50 of the Special Provisions and replace it with the following paragraph:

Payment:

The contract price paid per linear foot for the different types of conduits found in the bid items list shall include full compensation for furnishing all labor, materials, tools, equipment, incidentals, and for doing all the work involved in installing conduit, furnishing and installing required pull boxes, complete in place as shown on the plans, as specified in the Standard Specifications and these Special Provisions, as directed by the Engineer, and no additional compensation will be allowed therefor.

Item 24: Clarification of Bid Items 47 and 47.A, 2" and 1" Service Connections. Refer to Bid Schedule 3, Water Improvements, Items 47 and 47.A for 2" and 1" Service Connections, and refer to Lake Hemet Municipal Water District Standards H-4 and H-5 on pages 90 and 91 of 195, in Appendix D of the Special Provisions.

The limits of the service connections required for this project are from the existing main line up to the proposed water meter boxes.

The Contractor shall furnish and install all the service connection assembly items and meter boxes listed and shown on LHMWD Standards H-4 and H-5 with the exception of the following items:

Multi-Jet Meters, Ball Valve Assemblies, and Backflow Devices

The contract price paid per each for 2" Service Connection and 1" Service Connections shall include full compensation for furnishing all labor, materials, tools, equipment, and incidentals for doing all the work involved in furnishing and installing service connections assemblies, including, meter boxes, gravel, excavation and backfill, as shown on the plans, as shown on LHMWD Standards H-4 and H-5, as specified in the Standard Specifications and these special provisions, and as directed by the Engineer, and no additional compensation will be allowed.

Item 25: Addition of Reference Drawings. Refer to Appendix B, Reference Drawings, of the Special Provisions. The following reference drawings are added by **Attachment "B"** and made part hereby:

- County Std. 403 for Curb Ramp-Case C, "T" Intersection with Sidewalk at Curb
- Brooks Products, Std. 3636 CV, 36" x 36" Catch Basin
- J&R Concrete Products, Std. P-E6B, Electrical Pull Box
- On-Site Detail – Accessible Curb Ramp
- On-Site Detail – Accessible Entry Signage
- On-Site Detail – Accessible Parking Stall
- On-Site Detail – Accessible Parking Signage
- On-Site Detail – Accessible Van Parking Signage
- On-Site Detail – Painted Accessible Parking Symbol
- On-Site Detail – Truncated Dome Tiles
- VWR&PD Std. LC-02 for Concrete Flatwork
- VWR&PD Std. LC-03 for Concrete Rebar and Joints
- VWR&PD Std. LC-12 for Tubular Steel Fencing
- VWR&PD Std. LC-13 for Tubular Steel Gate

MODIFICATIONS / CLARIFICATIONS TO THE PLANS

Item 26: Construction Notes and Opinion of Quantities Table. Refer to "Construction Notes & Opinion of

Quantities" table on sheets 2 through 9 of 11 on the plans.

Delete all the quantities found in the tables. These quantities are inaccurate and were inadvertently not deleted from the plans.

Contractors shall only refer to the quantities found on the bid items list, Proposal, attached herewith as **Attachment "A"**, for the preparation of their bid proposals.

Item 27: General Notes. Refer to "General Notes" on sheet 2 of 11 on the plans. Delete the General Notes found on sheet 2 of 11 of the plans and replace them with the following General Notes:

GENERAL NOTES

1. ALL MATERIAL AND WORK SHALL CONFORM TO THE JULY 2010 EDITION OF THE PLANS AND SPECIFICATIONS OF THE STATE OF CALIFORNIA DEPARTMENT OF TRANSPORTATION. UNLESS OTHERWISE NOTED.
2. LOCATIONS OF ALL UNDERGROUND UTILITIES ARE APPROXIMATE. THE CONTRACTOR SHALL DETERMINE THE EXACT LOCATIONS AND VERIFY ALL CONDITIONS ON THE JOB SITE PRIOR TO COMMENCING WORK. THE CONTRACTOR AGREES TO BE FULLY RESPONSIBLE FOR ANY AND ALL DAMAGES WHICH MIGHT BE OCCASIONED BY HIS FAILURE TO EXACTLY LOCATE AND PRESERVE ANY AND ALL UNDERGROUND UTILITIES. THE CONTRACTOR SHALL NOTIFY ALL CONCERNED UTILITY COMPANIES AT LEAST 48 HOURS IN ADVANCE OF EXCAVATION. CALL UNDERGROUND SERVICE ALERT AT (800) 227-2600.
3. SEE CALTRANS STANDARD PLANS, A10A, A10B, ES-1A AND ES-1B FOR SYMBOL AND ABBREVIATION LEGEND. (2010 EDITION)
4. EXISTING PRIVATELY OWNED IMPROVEMENTS ON PUBLIC RIGHT-OF-WAY SHALL BE PROTECTED OR REPLACED IF DAMAGED, AS DIRECTED BY THE ENGINEER.
5. CONTRACTOR LICENSE CLASS A REQUIRED.
6. IT SHALL BE THE RESPONSABILITY OF THE CONTRACTOR TO CLEAR THE RIGHTIF WAY IN ACCORDANCE WITH THE PROVISIONS OF LAW AS IT AFFECTS EACH UTILITY INCLUDING IRRIGATION LINES AND APPURTENANCES AND AT NO COST TO THE COUNTY.
7. THE CONTRACTOR SHALL BE RESPONSIBLE FOR PRESERVING OR RE-ESTABLISHING AND REFERENCING SURVEY MONUMENTS DESTROYED, DISTURBED OR BURIED AS A RESULT OF CONSTRUCTION SHOWN HEREON.
8. WHERE NEW PAVEMENT IS TO JOIN THE EXISTING PAVEMENT, THE EDGE OF THE EXISTING PAVEMENT SHALL BE TRIMMED IN A SMOOTH AND STRAIGHT LINE. CONSTRUCT MATCH-UP PAVING AS SHOWN ON THE PLANS AND OVERLAY PAVING AS DIRECTED IN THE FIELD TO PRODUCE A SMOOTH SECTION.
9. ALL OVERHANGING TREE LIMBS THAT ARE LESS THAN 14' ABOVE THE STREET GRADE SHALL BE TRIMMED BACK.

Item 28: Plan sheet revisions. The following Plan sheets are revised by **Attachment “C”** and made a part hereby:

Delete and replace the following eleven (11) plan sheets:

- | | |
|-----------------------|-------------------------|
| 1. Plan sheet 1 of 11 | 7. Plan sheet 7 of 11 |
| 2. Plan sheet 2 of 11 | 8. Plan sheet 8 of 11 |
| 3. Plan sheet 3 of 11 | 9. Plan sheet 9 of 11 |
| 4. Plan sheet 4 of 11 | 10. Plan sheet 10 of 11 |
| 5. Plan sheet 5 of 11 | 11. Plan sheet 11 of 11 |
| 6. Plan sheet 6 of 11 | |

Note: All revised plan sheets are posted on the County website and are available for download during the advertisement period.

<http://rctlma.org/trans/Contractors-Corner/Notices-Inviting-Bids>

This addendum has been prepared under the direction of the following registered Civil Engineer(s):


Susan Vombaur, PE



Concurrence:

 4/14/16
Khalid Nasim, PE
Engineering Division Manager

Acknowledged: _____ **Date:** _____
(Contractor)

JRJ:jjr:rr

Note: Refer to Instruction to Bidders Item No. 8, "Addenda". Submission of all addendum pages and non-bidding document attachments of addendum are not necessary for Bid submittal. Submittal of this acknowledgement page is adequate for Bid reception. Bidders are reminded to list addendum number(s) received on the first page of the Bid form (Proposal).

ATTACHMENTS

A – Revised Proposal

B – Reference Drawings

C – Revised Plans

Exchange Club Park
Frontage Improvements Project
Mayberry Avenue and Fairview Avenue
Community of Valle Vista
Project No. C6-0081

REVISED PROPOSAL

Bid Schedule 1

Mayberry Avenue and Fairview Avenue Frontage Improvements

ITEM No.	ITEM CODE	ITEM	UNIT	ESTIMATED QUANTITY	ITEM PRICE (IN FIGURES)	TOTAL (IN FIGURES)
1	760090	MOBILIZATION, DEMOBILIZATION, AND FINAL CLEANUP	LS	1		
2	066102	DUST ABATEMENT	LS	1		
3	000001	ITEM DELETED BY ADDENDUM No. 1	----	----	----	----
4	120100	TRAFFIC CONTROL SYSTEM	LS	1		
5	160101	CLEARING AND GRUBBING	LS	1		
6	170101	DEVELOP WATER SUPPLY	LS	1		
7	190101 (F)	ROADWAY EXCAVATION	CY	1,405		
8	260201	CLASS 2 AGGREGATE BASE	CY	915		
9	390130	HOT MIX ASPHALT	TON	1,021		
10	374002	ASPHALTIC EMULSION (FOG SEAL COAT)	TON	1.8		
11	731504	MINOR CONCRETE (CURB AND GUTTER) (CRS 201)	LF	1,105		
12	731521	MINOR CONCRETE (SIDEWALK) (CRS 401)	SQFT	7,050		
13	017312	MINOR CONCRETE (COMMERCIAL DRIVEWAY) (CRS 207A)	SQFT	1,780		
14	017315	MINOR CONCRETE (CURB RAMP) (1- CASE A, 1- MODIFIED CASE A, 2- CASE C)	EA	4		
15	017003	CATCH BASIN (CURB INLET) (CRS 300), W=14', [INCLUDING REMOVAL OF EXISTING INLET AND EXTENSION OF EXISTING RCP]	EA	1		
15.A	000003	DRAINAGE INLET FILTRATION	EA	1		
16	150742	REMOVE ROADSIDE SIGN	EA	5		
17	566012	ROADSIDE SIGN - ONE POST [STREET NAME SIGN]	EA	1		
18	566012	ROADSIDE SIGN - ONE POST	EA	3		
19	840656	PAINT TRAFFIC STRIPE (2-COAT)	LF	1,235		
19.A	597401	PAINT CURB (2-COAT) [RED]	LF	350		
20	840519	THERMOPLASTIC CROSS WALK AND PAVEMENT MARKINGS	SQFT	1,960		

Addendum No. 1, Page 21 of 49

Note: See 'Instructions to Bidders' item 15, Like Bid Items. "Like Bid Item" bidding requirement does not apply to this project.

REVISED PROPOSAL

Bid Schedule 1 (continued)

Mayberry Avneue and Fairview Avenue Frontage Improvements

ITEM No.	ITEM CODE	ITEM	UNIT	ESTIMATED QUANTITY	ITEM PRICE (IN FIGURES)	TOTAL (IN FIGURES)
21	010602	MISCELLANEOUS WORK (AS DIRECTED)	FA	1	25,000.00	25,000.00

BID SCH. 1

SUB-TOTAL:

ITEMS 1-21

"WORDS"

\$

Bid Schedule 2

Site Grading and Parking Lot Construction

ITEM No.	ITEM CODE	ITEM	UNIT	ESTIMATED QUANTITY	ITEM PRICE (IN FIGURES)	TOTAL (IN FIGURES)
22	066102	DUST ABATEMENT	LS	1		
23	160101	CLEARING AND GRUBBING	LS	1		
24	170101	DEVELOP WATER SUPPLY	LS	1		
25	074020	WATER POLLUTION CONTROL (ON-SITE AND STREET IMPROVEMENTS)	LS	1		
26	190101	OVER EXCAVATE, IMPORT MATERIAL, RECOMPACT & EXCAVATION (SITE GRADING)	LS	1		
27	260201	CLASS 2 AGGREGATE BASE	CY	640		
28	390130	HOT MIX ASPHALT (PARKING LOT PAVING)	TON	940		
29	000003	PVC CONDUIT INSTALLATION [FOR FUTURE PARKING LOT LIGHTING]	LF	500		
30	000003	6" TYPE "A-6" CONCRETE PARKING LOT CURB & GUTTER (CRS 200)	LF	1,000		
31	000003	6" TYPE "D" CONCRETE PARKING LOT CURB (CRS 204)	LF	600		
32	017317	MINOR CONCRETE (WIDENED CURB AT END STALLS IN PLANTERS)	SQFT	400		
32.A	731521	MINOR CONCRETE (SIDEWALK) (VWPD STD LC-02 AND LC-03)	SQFT	5,240		
32.B	731502	MINOR CONCRETE (MISCELLANEOUS CONSTRUCTION) [6" THICK PCC WITH 6x6-W1.4xW1.4 WELDED WIRE MESH]	SQFT	380		
32.C	731502	MINOR CONCRETE (MISCELLANEOUS CONSTRUCTION) [6" THICK V-GUTTER]	SQFT	270		
33	000003	2' X 2' CONCRETE CATCH BASIN (BROOKS No. 2424 T24 W/ STEEL GRATE) W/THREE (3) 6" HDPE DRAIN LINES TO INFILTRATION (DETENTION) BASIN	EA	1		
33.A	000003	3' X 3' BROOKS CB3636 CATCH BASIN (INCLUDING ONE (1) 12" HDPE DRAIN LINE TO BACK OF STREET CATCH BASIN ON MAYBERRY AVENUE)	EA	1		

Addendum No. 1, Page 22 of 49

Note: See 'Instructions to Bidders' item 15, Like Bid Items. "Like Bid Item" bidding requirement does not apply to this project.

REVISED PROPOSAL

Bid Schedule 2 (continued)

Site Grading and Parking Lot Construction

ITEM No.	ITEM CODE	ITEM	UNIT	ESTIMATED QUANTITY	ITEM PRICE (IN FIGURES)	TOTAL (IN FIGURES)
34	000003	PARKING LOT STRIPING AND PAVEMENT MARKINGS, AND PARKING LOT BUMPERS	LS	1		
35	000003	PARKING LOT SIGNING [4 EA. HANDICAP STALLS & 2 EA. HANDICAP NOTICE AT DRIVEWAY ENTRANCES]	EA	6		
36	000003	PARKING LOT HANDICAPPED RAMPS	EA	3		
37	000003	6" PVC SCH 80 CONDUIT / SLEEVES FOR FUTURE, VERIZON & CATV	LF	140		
37.A	000003	5" PVC SCH 80 CONDUIT / SLEEVES FOR FUTURE, SCE	LF	380		
38	860401	STREET LIGHT (INSTALLATION OF CONDUIT AND PULL BOXES) [AT MAYBERRY AVENUE AND FAIRVIEW AVENUE]	LF	630		
39	000001	ITEM DELETED BY ADDENDUM No. 1	----	----	----	----
39.A	010602	MISCELLANEOUS WORK (AS DIRECTED)	FA	1	25,000.00	25,000.00
39.B	210430	HYDROSEED (GRADED AREAS)	ACRE	6.5		
39.C	000003	INSTALL 6" TUBULAR STEEL FENCING INCLUDING GATE	LF	715		

BID SCH. 2

SUB-TOTAL:

ITEMS 22-39.C

_____ \$

"WORDS"

Bid Schedule 3

Water Improvements

ITEM No.	ITEM CODE	ITEM	UNIT	ESTIMATED QUANTITY	ITEM PRICE (IN FIGURES)	TOTAL (IN FIGURES)
40	000003	6" FIRE HYDRANT ASSEMBLY W/GATE VALVE (PER LHMWD STD. H-2B)	EA	1		
40.A	000003	6" (PVC) WATER LINE	LF	180		
41	000003	6" DOUBLE CHECK DETECTOR ASSEMBLY (PER LHMWD STD. H-3)	EA	1		
42	000003	POST INDICATOR VALVE/FIRE DEPT. CONNECTION	EA	1		
43	000003	4" WATER LINE FOR FIRE SPRINKLERS	LF	120		
43.A	000003	6" MISCELLANEOUS FITTINGS	EA	2		
44	000001	ITEM DELETED BY ADDENDUM No. 1	----	----	----	----
45	000003	4" MISCELLANEOUS FITTINGS	EA	1		

Addendum No. 1, Page 23 of 29

Note: See 'Instructions to Bidders' item 15, Like Bid Items. "Like Bid Item" bidding requirement does not apply to this project.

REVISED PROPOSAL

Bid Schedule 3 (continued)

Water Improvements

ITEM No.	ITEM CODE	ITEM	UNIT	ESTIMATED QUANTITY	ITEM PRICE (IN FIGURES)	TOTAL (IN FIGURES)
46	000001	ITEM DELETED BY ADDENDUM No. 1	----	----	----	----
47	000003	2" SERVICE CONNECTIONS (PER LHMWD STD. H-4)	EA	1		
47.A	000003	1" SERVICE CONNECTIONS (PER LHMWD STD. H-5)	EA	2		
47.B	000003	THRUST BLOCKS	CY	2		
48	000001	ITEM DELETED BY ADDENDUM No. 1	----	----	----	----
49	000003	REMOVE 90 BEND & REPLACE WITH TEE FOR FIRE LINE (12X6X6)	EA	1		

BID SCH. 3

SUB-TOTAL:

ITEMS 40-49

_____ \$ _____
"WORDS"

Bid Schedule 4

Sewer Improvements

ITEM No.	ITEM CODE	ITEM	UNIT	ESTIMATED QUANTITY	ITEM PRICE (IN FIGURES)	TOTAL (IN FIGURES)
50	000003	8" (PVC) SEWER LATERAL TO SCHOOL CLASS ROOMS P.O.C.	LF	720		
51	000003	CLEANOUTS @ 100-FOOT INTERVALS	EA	7		
51.A	000003	8" (PVC) SEWER WYE	EA	1		
52	000003	TIE INTO EXISTING SEWER MANHOLE IN FAIRVIEW AVENUE (LHMWD)	EA	1		

BID SCH. 4

SUB-TOTAL:

ITEMS 50-52

_____ \$ _____
"WORDS"

BID SCHEDULES 1, 2, 3 and 4

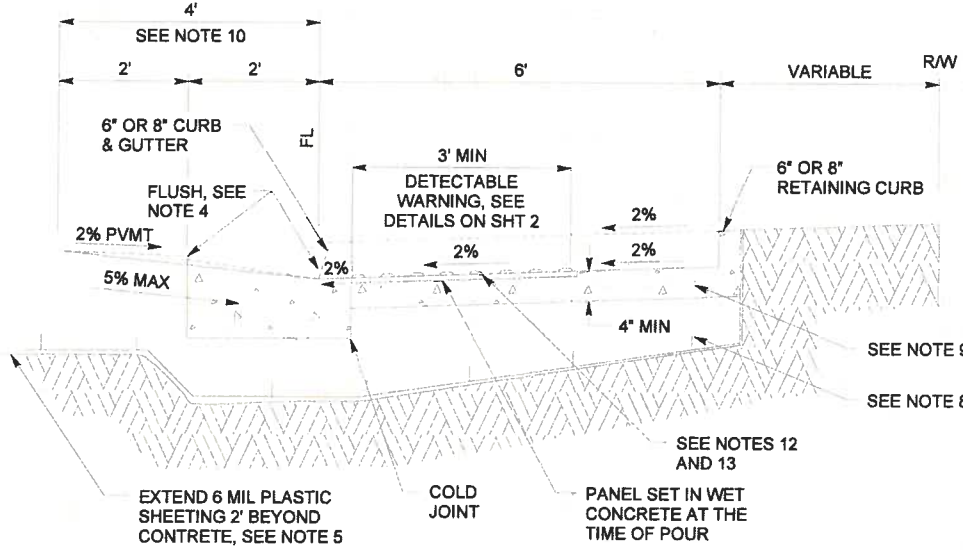
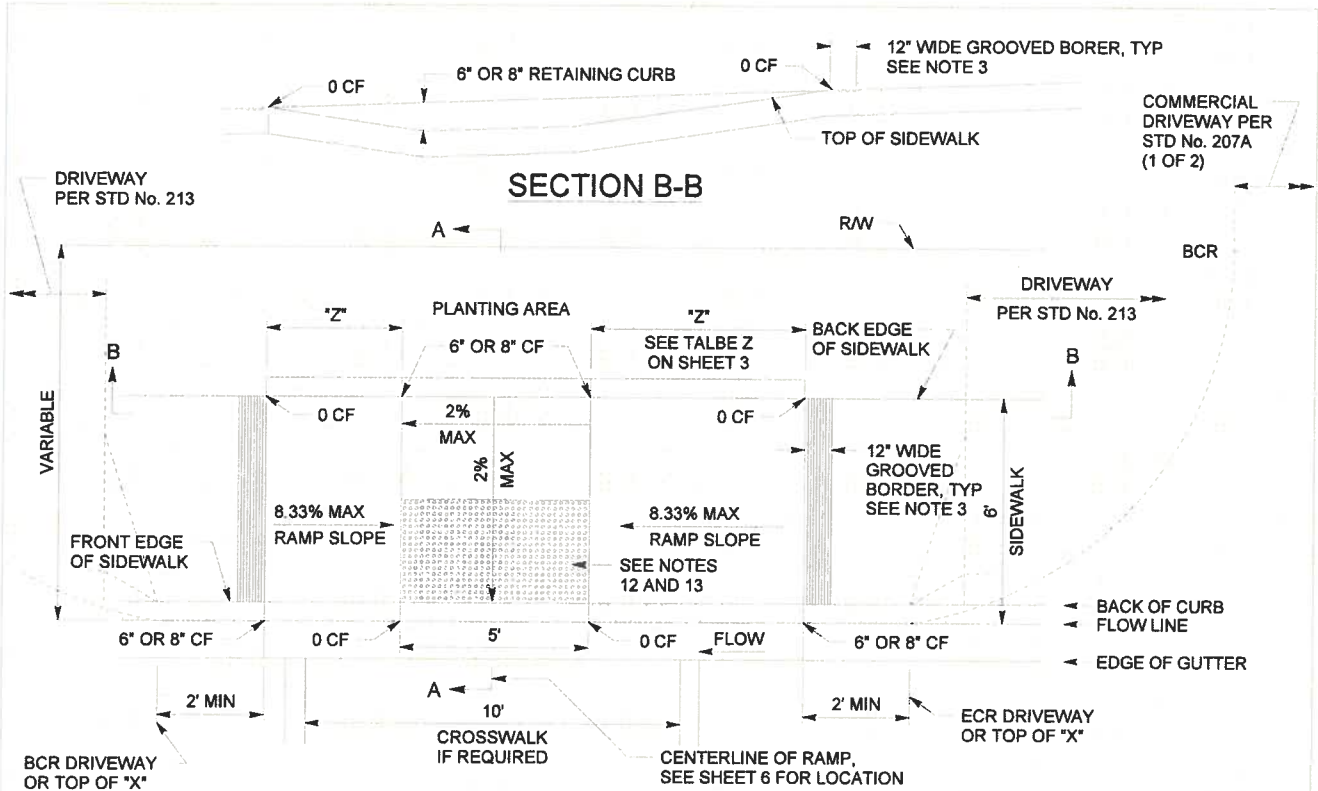
PROJECT TOTAL:

ITEMS 1-52

_____ \$ _____
"WORDS"

Note: See 'Instructions to Bidders' item 15, Like Bid Items. "Like Bid Item" bidding requirement does not apply to this project.

Addendum No. 1, Page 24 of 49



FOR NOTES SEE SHEET 7 OF 7
SEE NOTE 16 FOR CONSTRUCTION TOLERANCES

APPROVED BY:

DATE: 00/00/00

DIRECTOR OF TRANSPORTATION
JUAN C. PEREZ, RCE 49568

DATE



COUNTY OF RIVERSIDE

**CURB RAMP-CASE C
"T" INTERSECTION
WITH SIDEWALK AT CURB**
NO SCALE


STANDARD No. 403 (←→)

REVISIONS	REV	BY:	APR'D	DATE	REV	BY:	APR'D	DATE
	1	JK	JP	08-05-10				
	2							
	3							

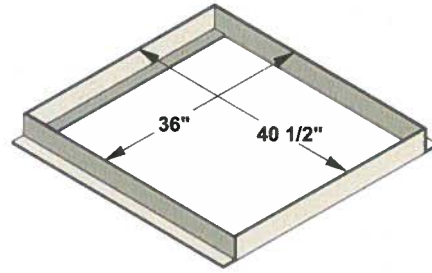
3636 STEEL GRATES - 1 Pc.

PARKWAY

93 lbs.




3636 FRAME ONLY



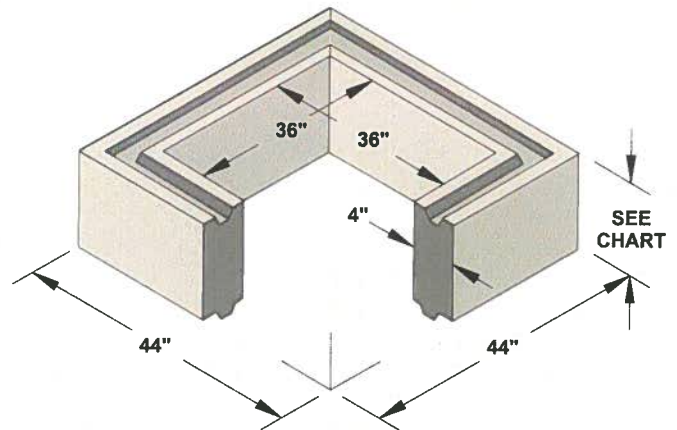
3636 STEEL GRATES - 2 Pc.

TRAFFIC

341 lbs.



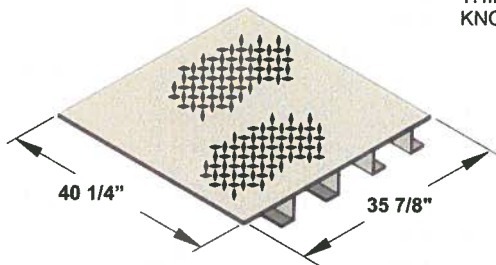
3636 EXTENSION (NO FRAME)



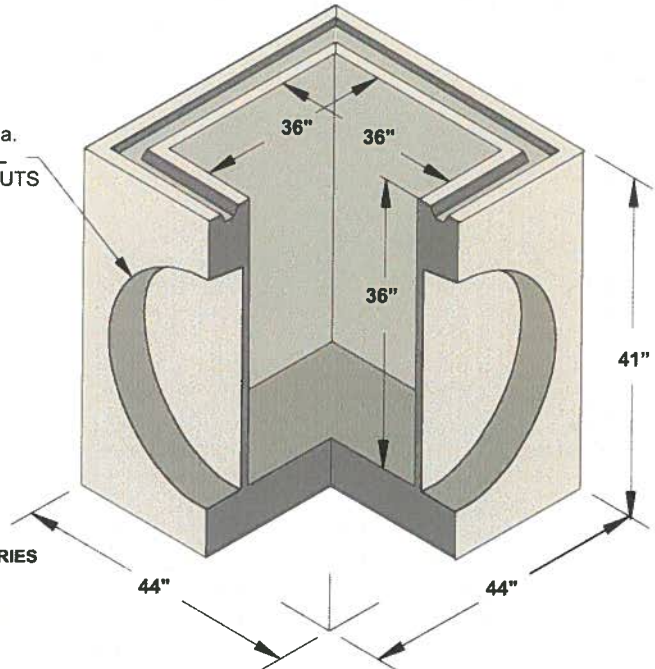
3636 STEEL COVER - 1 Pc.

PARKWAY
TRAFFIC

152 lbs.
190 lbs.



3636 BOTTOM SECTION (NO FRAME)



NOTES:

1. GRATES AND COVERS AVAILABLE PAINTED BLACK OR GALVANIZED
2. "ADA" OR "HEEL-PROOF" GRATES ARE NOT AVAILABLE FOR THIS SERIES
3. BOLT DOWN GRATES AND COVERS ARE AVAILABLE

EXTENSION SECTION	HT.	LBS	KNOCK-OUTS
3636 E6	6"	525	NONE
3636 E12	12"	1050	NONE

BOTTOM SECTION	HT.	LBS	KNOCK-OUTS
3636 B36	36"	2,230	(4) 30" DIA.

36" x 36"
CATCH BASIN

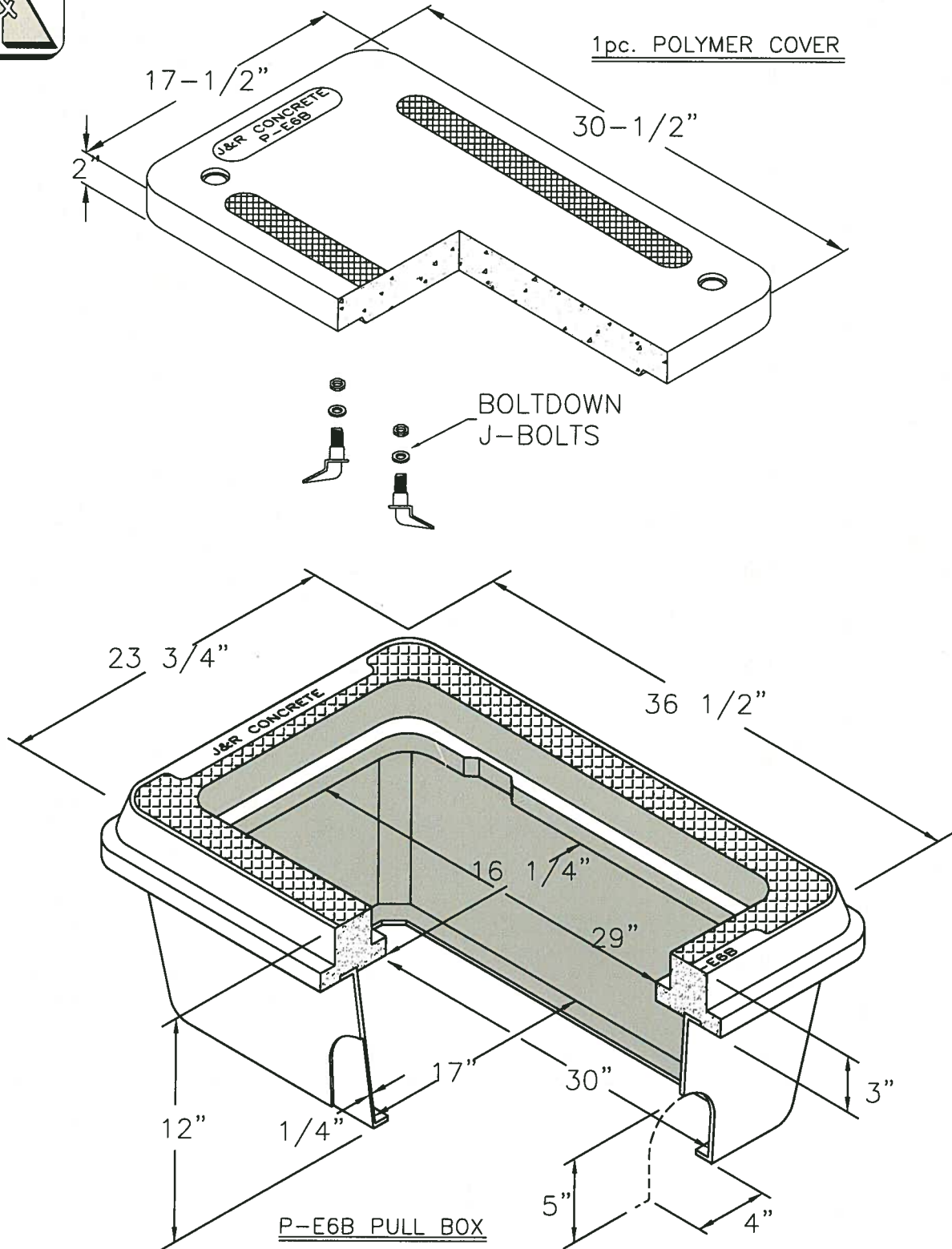

ORG. DWG. DATE
11-23-99

REV. DWG. DATE
02-18-00

BROOKO
PRODUCTS

3636 CB

7 . 0 . 5
Addendum No. 1, Page 26 of 49

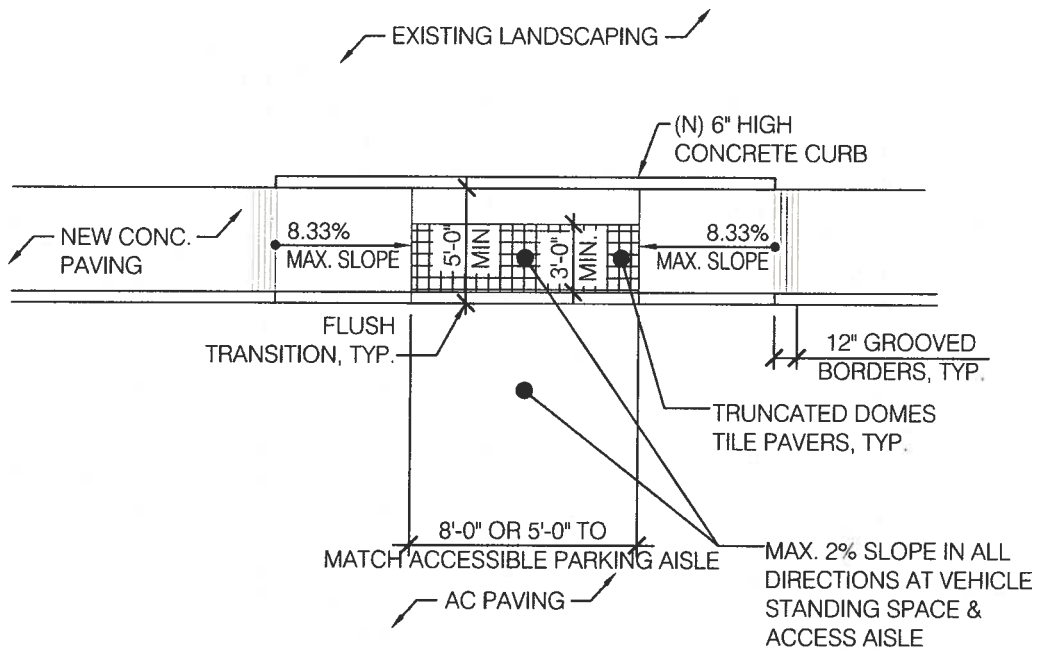


Addendum No. 1, Page 27 of 49

**P-E6B Polymer Series / 17" x 30"
Electrical Pullbox w/ Fiberglass
Body & Polymer Concrete Ring**

J&R CONCRETE PRODUCTS

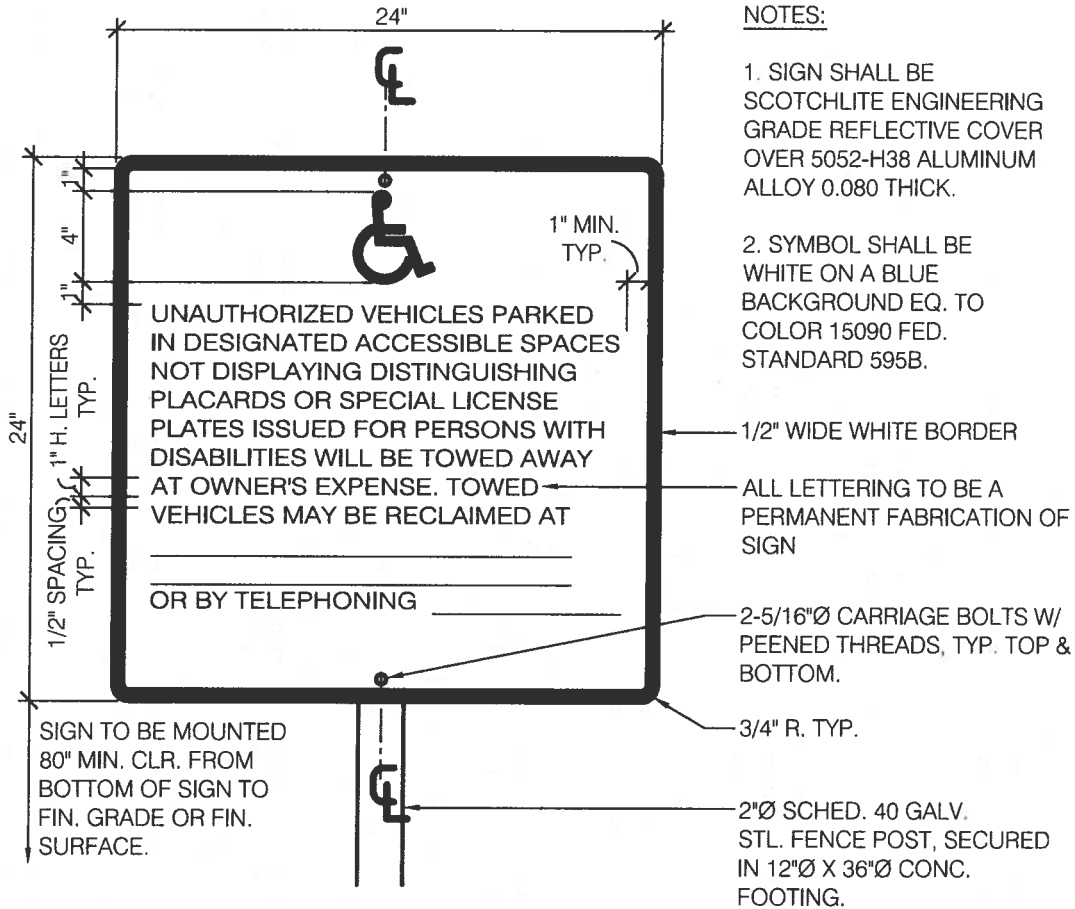
440 W. MARKHAM ST.
PERRIS, CA. 92571
PHONE:(951) 943-5855 FAX:(951) 940-9207



ACCESSIBLE CURB RAMP

1/8" = 1'-0"

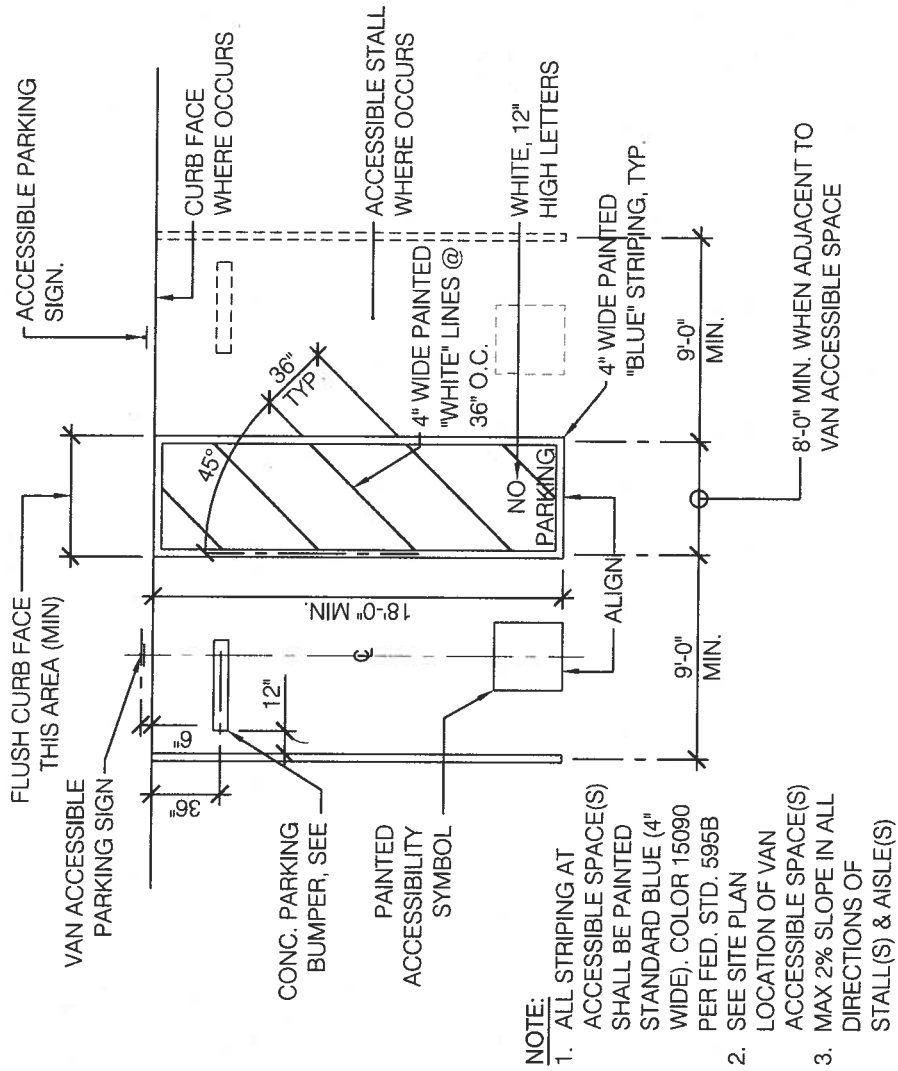
**EXCHANGE CLUB PARK
ON-SITE DETAIL**



ACCESSIBLE ENTRY SIGNAGE

1 1/2" = 1'-0"

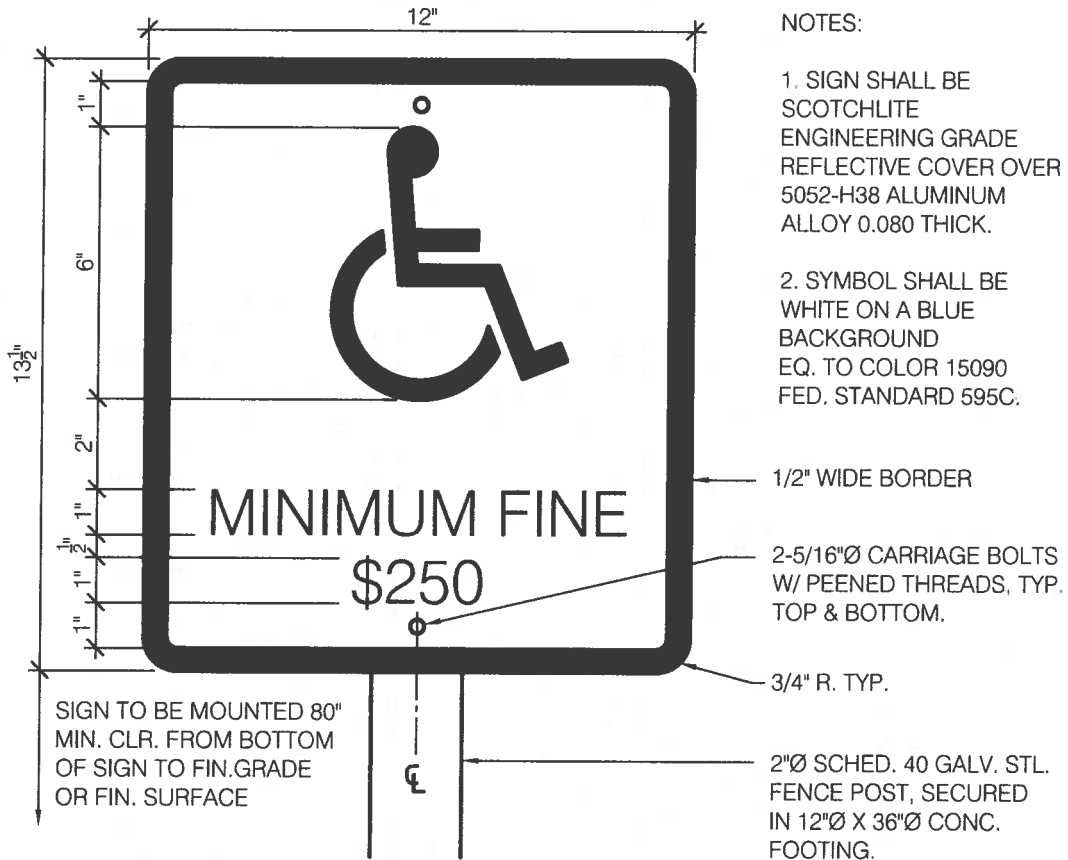
**EXCHANGE CLUB PARK
ON-SITE DETAIL**



ACCESSIBLE PARKING STALL

1/8" = 1'-0"

**EXCHANGE CLUB PARK
ON-SITE DETAIL**

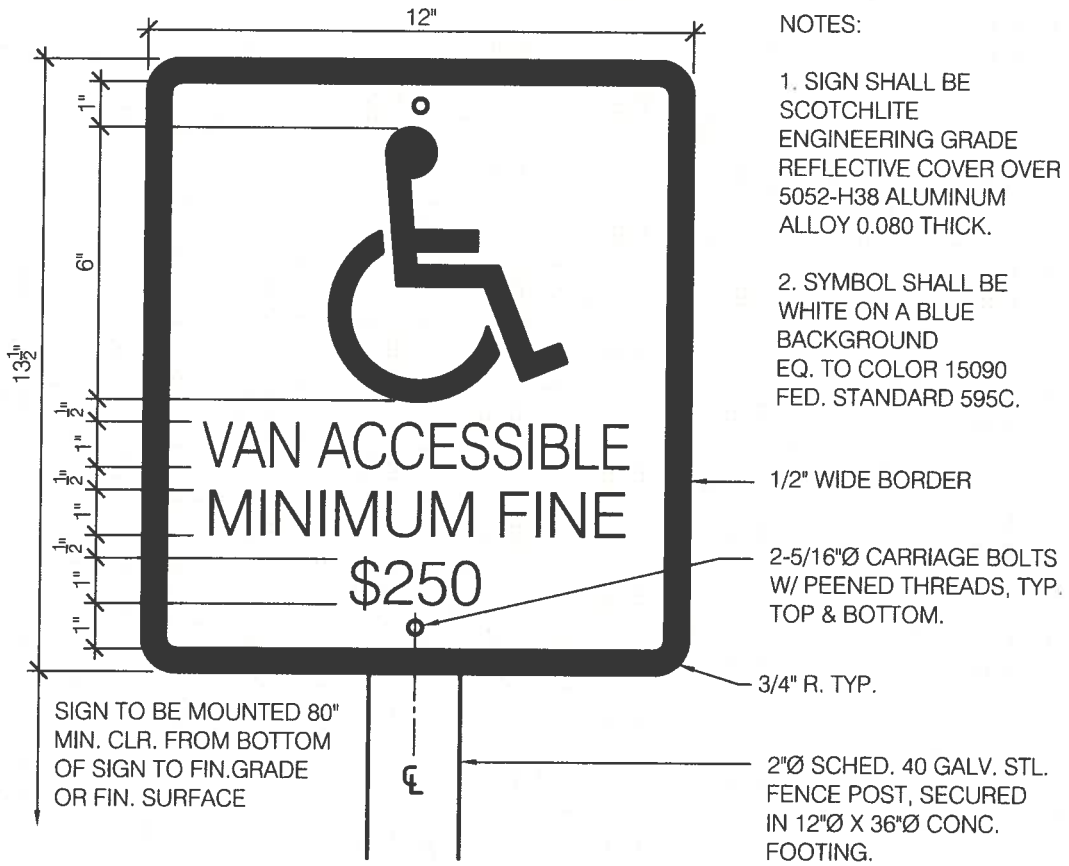


Addendum No. 1, Page 31 of 49

ACCESSIBLE PARKING SIGNAGE

3" = 1'-0"

**EXCHANGE CLUB PARK
ON-SITE DETAIL**

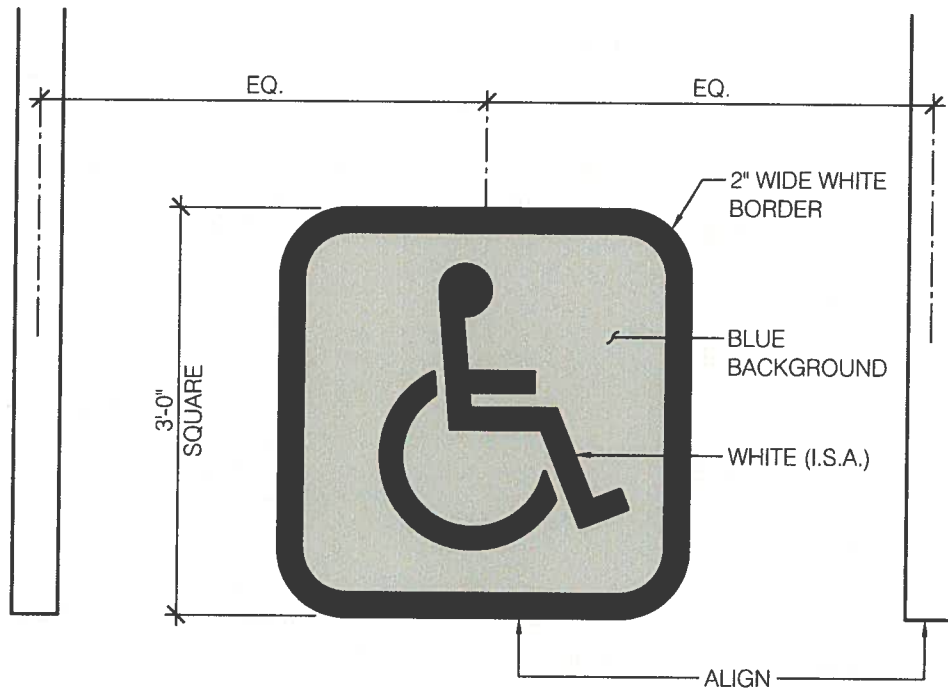


Addendum No. 1, Page 32 of 49

ACCESSIBLE VAN PARKING SIGNAGE

3" = 1'-0"

**EXCHANGE CLUB PARK
ON-SITE DETAIL**

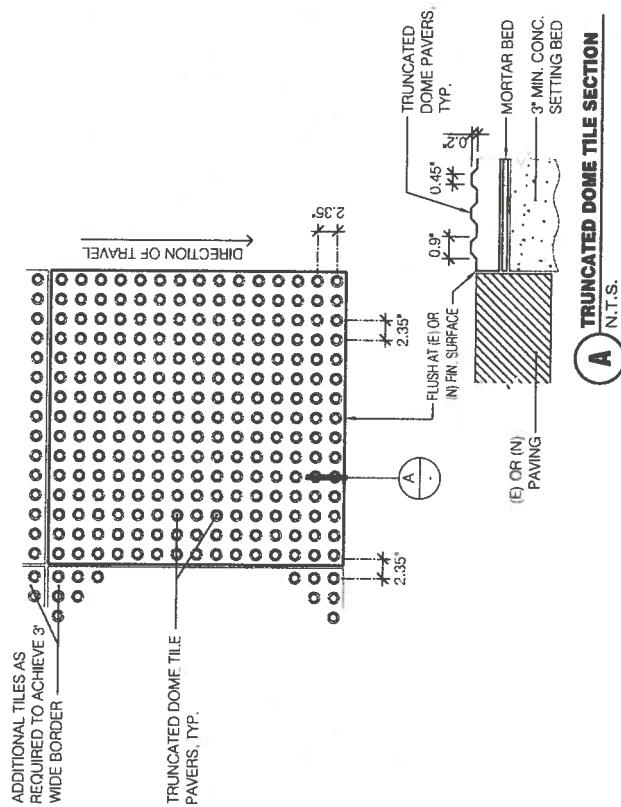


NOTE:
 INTERNATIONAL SYMBOL OF
 ACCESSIBILITY (I.S.A.) PAINTED
 WHITE REFLECTORIZED STRIPING
 ON BLUE BACKGROUND COLOR
 #15090 FED. STD. 595C

PAINTED ACCESSIBLE PARKING SYMBOL

3/4" = 1'-0"

**EXCHANGE CLUB PARK
 ON-SITE DETAIL**



TRUNCATED DOME TILES
1/4" = 1'-0"

NOTES:

DETECTABLE WARNING SHALL CONTRAST VISUALLY WITH ADJOINING SURFACES, EITHER LIGHT OR DARK OR DARK ON LIGHT. THE MATERIAL USED TO PROVIDE CONTRAST SHALL BE AN INTEGRAL PART OF THE WALKING SURFACE. WARNING SURFACES SHALL DIFFER FROM ADJOINING WALKING SURFACES IN RESILIENCY OR SOUND ON CANE CONTACT. THIS SURFACE SHALL BE RESERVED FOR WARNING.

COLOR YELLOW CONFORMING TO FEDERAL COLOR NO. 33538 AS SHOWN IN TABLE IV OF STANDARD NO 595C, WHERE THE COLOR VALUE CONTRAST BETWEEN THE YELLOW WARNING AND THE MAIN WALKING SURFACE IS LESS THAN 70 PERCENT. A 1 INCH WIDE (25MM) BLACK STRIP SHALL SEPARATE THE YELLOW WARNING FROM THE MAIN WALKING SURFACE. CONTRAST SHALL BE DETERMINED BY:

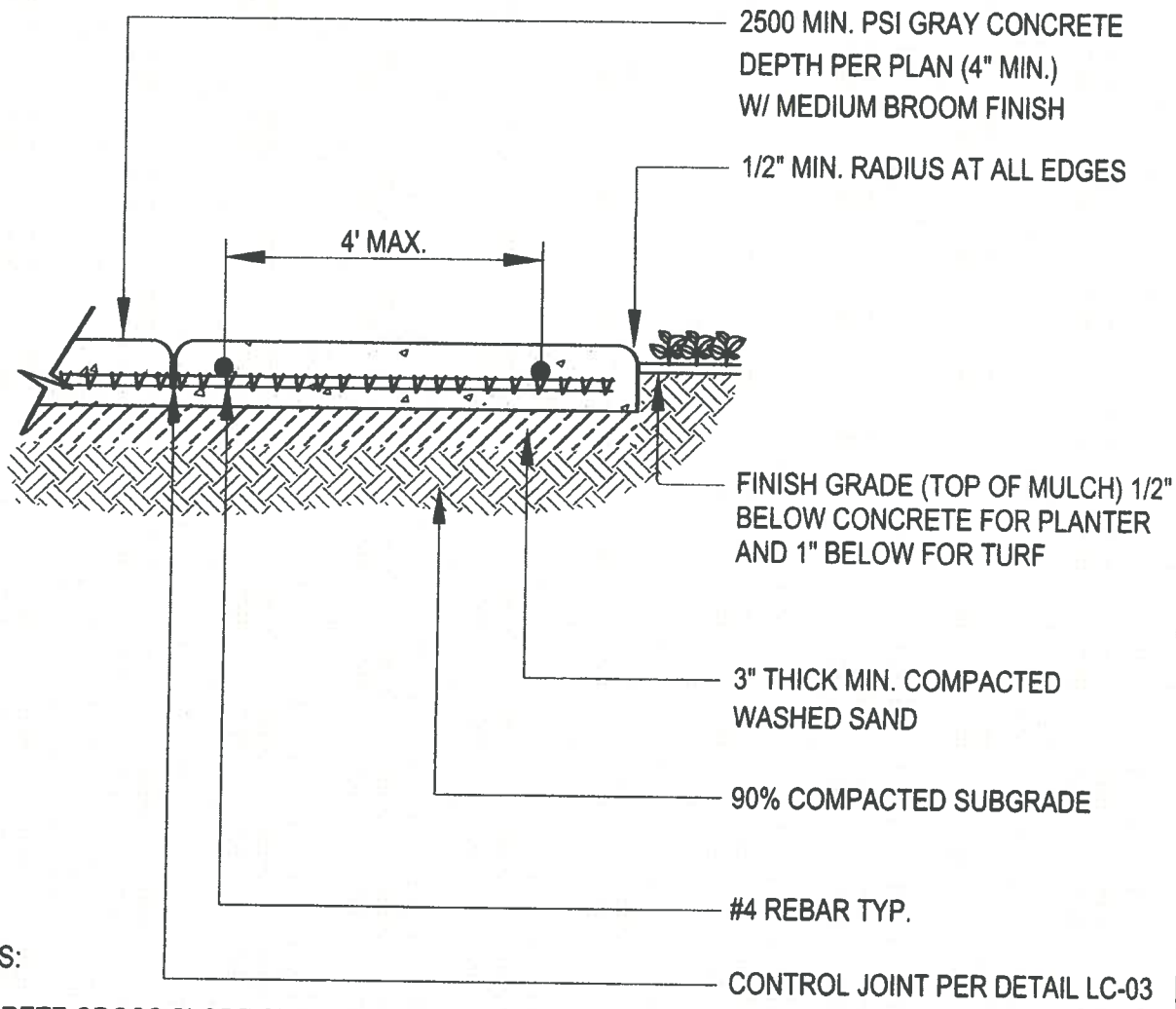
CONTRAST = $\frac{(B1-B2/B1)}{L1} \times 100$ PERCENT WHERE B1 = LIGHT REFLECTANCE VALUE (LRV) OF THE LIGHTER AREA AND B2 = LIGHT REFLECTANCE VALUE (LRV) OF THE DARKER AREA.

ONLY APPROVED DSA-AC DETECTABLE WARNING PRODUCTS AND DIRECTIONAL SURFACES SHALL BE INSTALLED AS PROVIDED IN THE CALIFORNIA CODE OF REGULATIONS (CCR), TITLE 14 PART 1, ARTICLE 2.3 AND 4.

NOTES:

AFTER INSTALLATION PER CALIFORNIA BUILDING STANDARD CODE WARRANTY SHALL BE AT MIN. (5) YEARS TO INCLUDE * DURABILITY CRITERIA AS TO SHAPE, COLOR FASTNESS, CONFIRMATION, SOUND ON CANE ACOUSTIC QUALITY, RESILIENCE & ATTACHMENT WILL NOT DEGRADE SIGNIFICANTLY.

**EXCHANGE CLUB PARK
ON-SITE DETAIL**



NOTES:

- CONCRETE CROSS SLOPE SHALL NOT BE GREATER THAN 2%
- CONCRETE LONGITUDINAL SLOPE SHALL NOT BE GREATER THAN 5% WITHOUT HANDRAILS
- CONCRETE SHALL NOT BE FLATTER THAN 0.5% TO AVOID PONDING
- PROVIDE 3/8" FELT EXPANSION JOINTS WHEN CONCRETE JOINS WITH A BLOCK WALL OR OTHER STRUCTURE
- ALL CONCRETE MUST COMPLY WITH ADA REGULATIONS
- PROVIDE #4 REBAR AT 4' SQUARE SPACING (2 CONTINUOUS ALONG SIDEWALKS)
- ALL CONCRETE FORMS MUST BE INSPECTED PRIOR TO POURING
- ALL CONCRETE AND SUBGRADES SHALL COMPLY WITH SOILS REPORT
- REFER TO ADDITIONAL REQUIREMENTS ON DETAIL LC-03

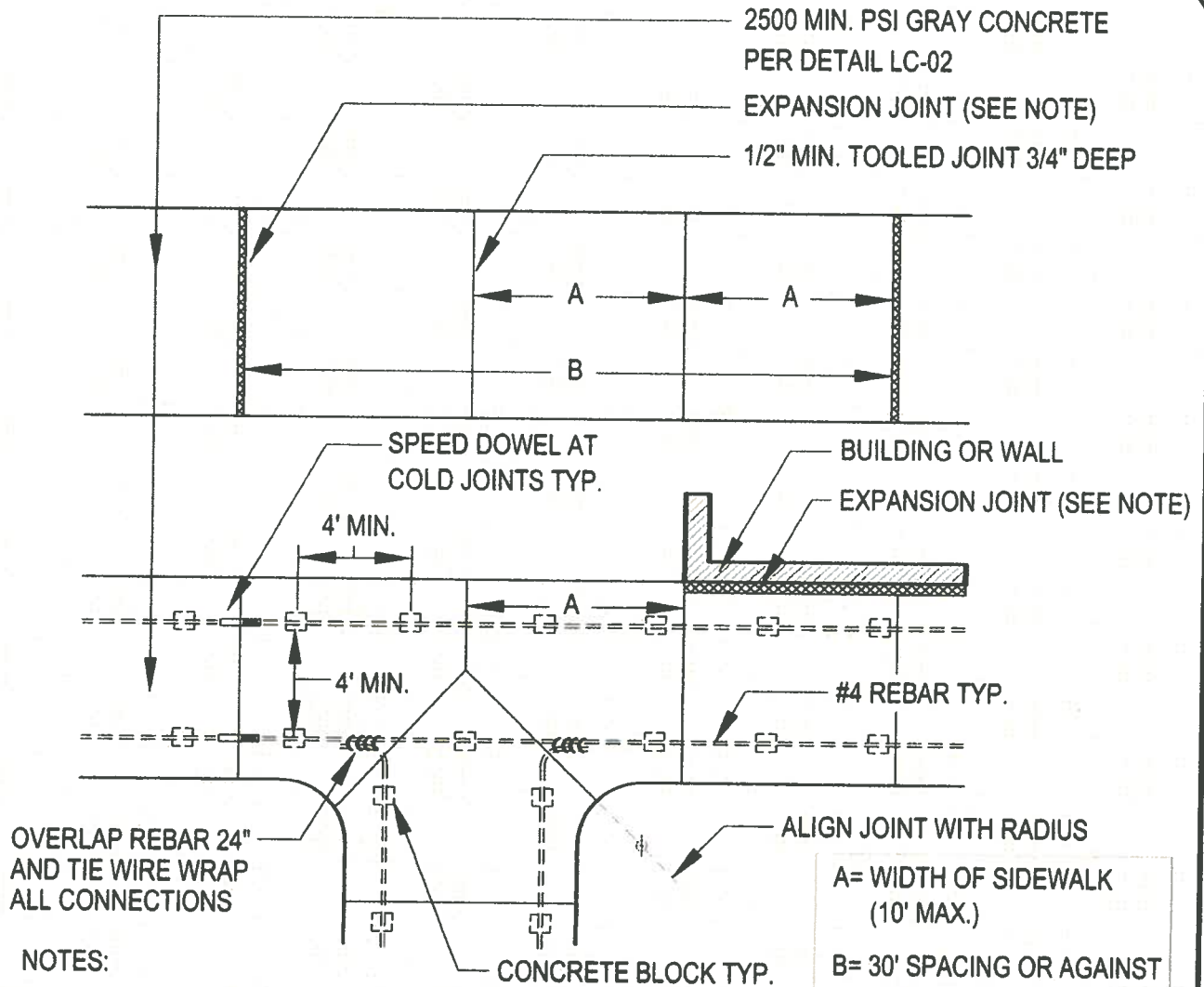
LD Consulting 2011 (Any deviation or reproduction of this design must be approved in writing by Valley-Wide Recreation & Park District)



VALLEY-WIDE RECREATION & PARK DISTRICT

CONCRETE FLATWORK

LC-02
REV. 2011



- NOTES:**
- ALL JOINTS SHALL BE PERPENDICULAR TO CONCRETE EDGE
 - ALL JOINTS SHALL BE HAND TOOLED AND SAWCUT TO A DEPTH OF 1-1/2"
 - SAW CUTTING IN LIEU OF TOOLED JOINT MUST BE APPROVED IN WRITING BY THE DISTRICT
 - PROVIDE 3/8" FELT EXPANSION JOINTS WHEN CONCRETE JOINS WITH WALL OR BUILDING
 - PROVIDE 3/8" FELT EXPANSION JOINTS AT 30 FOOT SPACING TYP.
 - PROVIDE ALL RAMP JOINT TOOLING PER ADA STANDARDS
 - SPEED DOWELS SHALL BE USED BETWEEN EACH COLD JOINT POURS
 - ALL REBAR MUST BE 2" FROM ANY EDGE OF CONCRETE AND BE SECURED TO A 2"X2" MINIMUM CONCRETE BLOCK AT 4' O.C. MINIMUM SPACING PER SPECS.
 - DRILL AND SECURE REBAR WITH EPOXY AGAINST ALL EXISTING COLD JOINTS WITH SPEED DOWELS

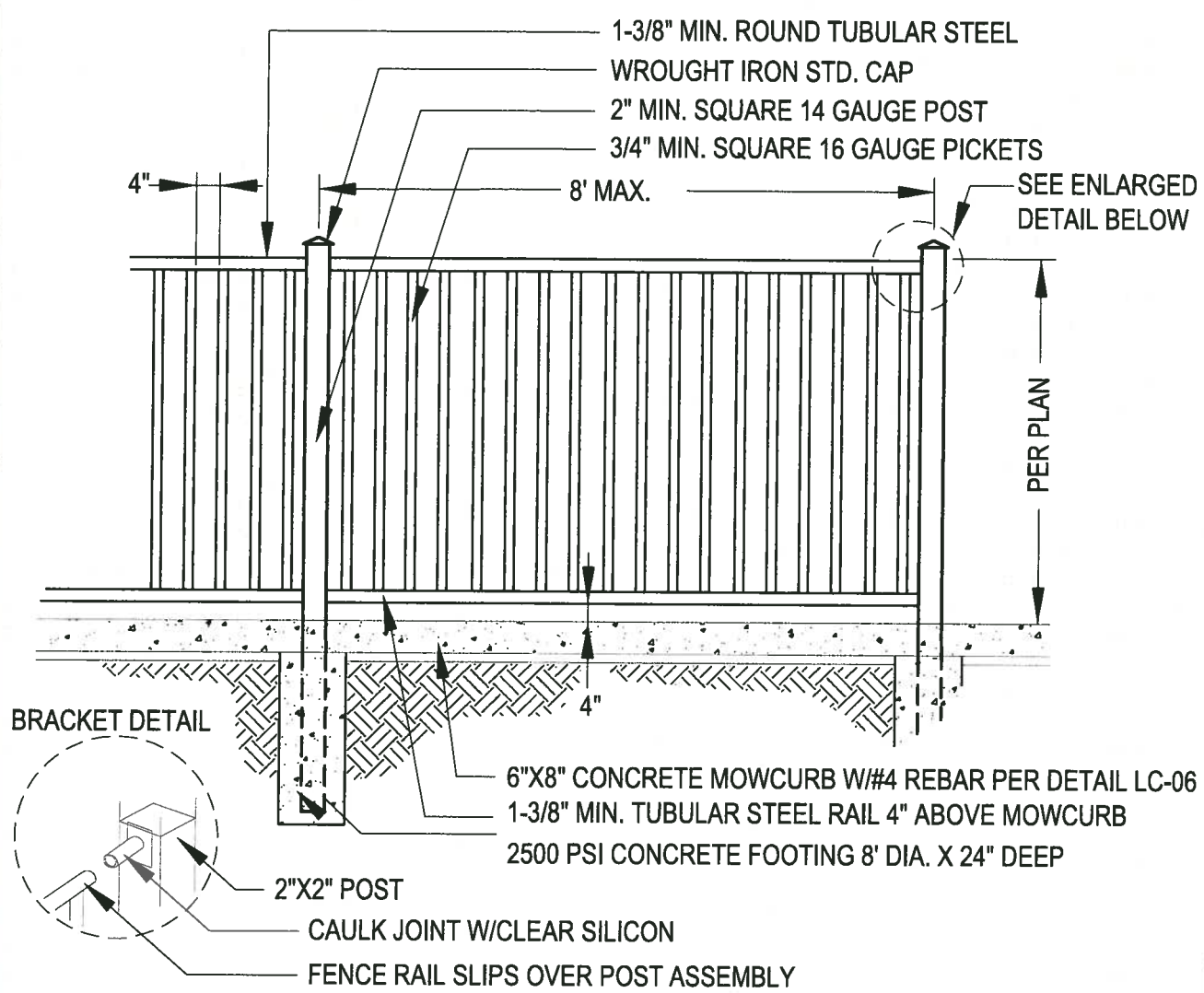
LD Consulting 2011 (Any deviation or reproduction of this design must be approved in writing by Valley-Wide Recreation & Park District)



VALLEY-WIDE RECREATION & PARK DISTRICT

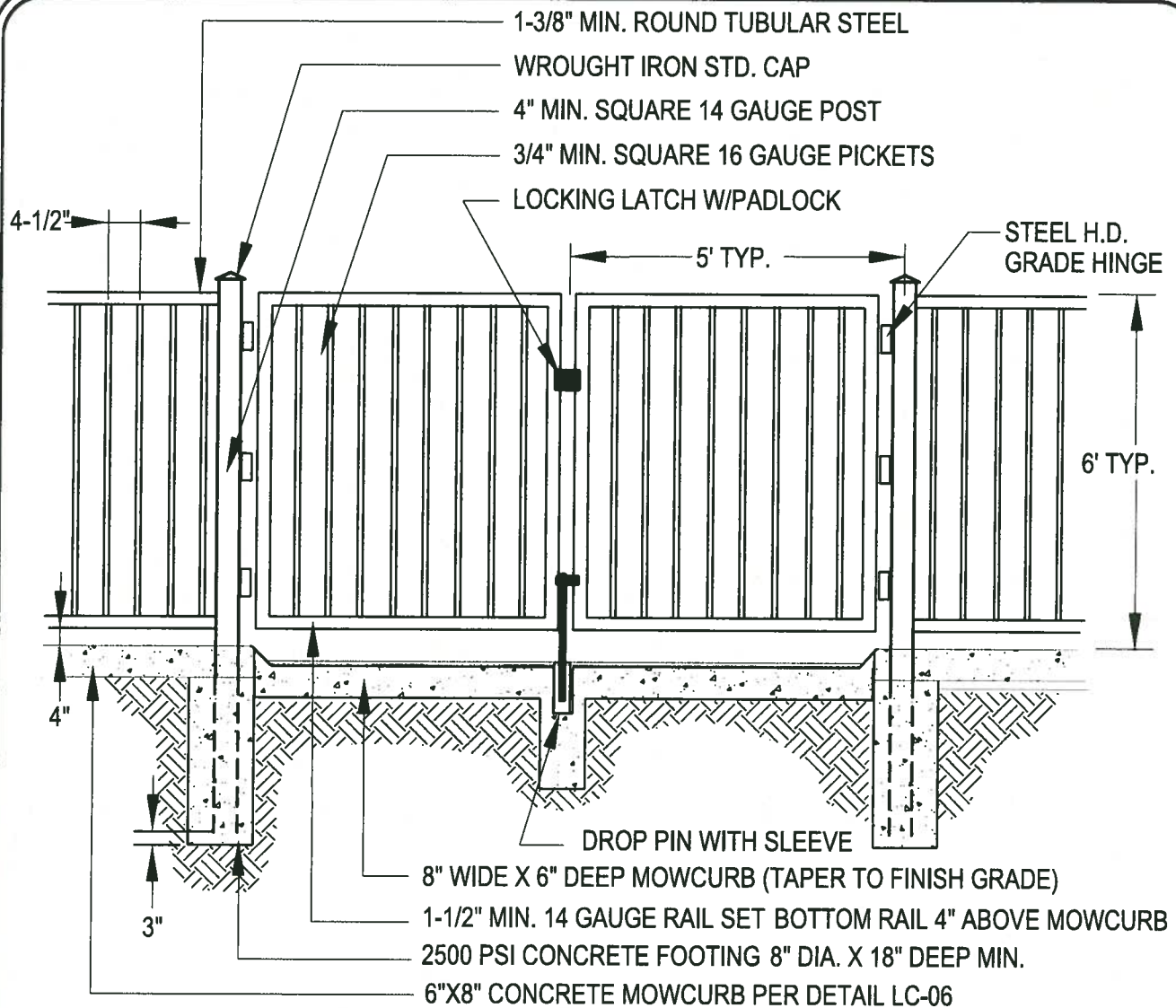
CONCRETE REBAR AND JOINTS

LC-03
REV. 2011



NOTES:
 ALL PANELS AND POST MUST BE BLACK POWDER COATED.
 CONCRETE MOWCURB MUST BE CONTINUOUS BELOW ALL TUBULAR STEEL FENCING TYP.
 CONTRACTOR MUST CONFIRM RAIL PANELS FIT PROPERLY PRIOR TO FOOTING INSTALLATION
 TOP OF FOOTING MUST BE AT ELEVATION TO ACCOMMODATE 6" DEEP FORM BOARDS AND
 CONCRETE MOWCURB TO BE POURED AFTER FOOTING AND POST INSTALLATION ALONG ALL FENCING
 VERTICAL PICKETS SHALL HAVE 4-1/2" OPENING MAX. 2" MAX. OPENING WHEN USED AT DOG PARKS
 BOTTOM RAIL TO BE 4" FROM TOP OF MOWCURB. BOTTOM RAIL TO BE 2" FROM TOP FOR DOG PARKS
 ALL FOOTINGS ARE SUBJECT TO SAME REQUIREMENTS INDICATED ON NOTE 4 OF DETAIL LC-06
 LD Consulting 2012 (Any deviation or reproduction of this design must be approved in writing by Valley-Wide Recreation & Park District)

	VALLEY-WIDE RECREATION & PARK DISTRICT	
	TUBULAR STEEL FENCING	
	LC-12	
		REV. 2012



NOTES:

- ALL PANELS AND POST MUST BE BLACK POWDER COATED. WHEN NEEDED, ALL WELDS FOR GATE HINGES MUST HAVE ONE COAT EPOXY PRIMER & TWO COATS OF EXTERIOR ENAMEL
- TOP OF FOOTING MUST BE AT ELEVATION TO ACCOMMODATE 6" DEEP FORM BOARDS AND CONCRETE MOWCURB TO BE POURED AFTER FOOTING AND POST INSTALLATION ALONG ALL FENCING
- VERTICAL PICKETS SHALL HAVE BE AT 4-1/2" O.C. 2" MAX. OPENING WHEN USED AT DOG PARKS
- BOTTOM RAIL TO BE 4" FROM TOP OF MOWCURB. BOTTOM RAIL TO BE 2" FOR DOG PARKS
- ALL FOOTINGS ARE SUBJECT TO SAME REQUIREMENTS INDICATED ON NOTE 4 OF DETAIL LC-06

LD Consulting 2012 (Any deviation or reproduction of this design must be approved in writing by Valley-Wide Recreation & Park District)



VALLEY-WIDE RECREATION & PARK DISTRICT

TUBULAR STEEL GATE

LC-13
REV. 2012

Addendum No. 1, Page 38 of 49



**VALLEY-WIDE RECREATION
AND PARK DISTRICT**
AWARD WINNING CALIFORNIA PARKS

BOARD OF DIRECTORS:

- DEAN WETTER - GENERAL MANAGER
- LARRY MINOR - PRESIDENT
- MATTHEW DUARTE - VICE PRESIDENT
- JOHN BRAGG - SECRETARY
- FRANK GORMAN - MEMBER
- STEVE SIMPSON - MEMBER



BOARD OF SUPERVISORS:

- KEVIN JEFFRIES - FIRST DISTRICT
- JOHN F. TAVAGLIONE - SECOND DISTRICT
- CHUCK WASHINGTON - THIRD DISTRICT
- JOHN J. BENOIT - FOURTH DISTRICT / CHAIRMAN
- MARION ASHLEY - FIFTH DISTRICT

**TRANSPORTATION AND
LAND MANAGEMENT AGENCY**

- JUAN C. PEREZ, P.E., T.E. - DIRECTOR
- PATRICIA ROMO, P.E. - ASSISTANT DIRECTOR
- SUSAN VOMBAUR, P.E., T.E. - PROJECT MANAGER

IN THE UNINCORPORATED TERRITORY OF THE COUNTY OF RIVERSIDE, STATE OF CALIFORNIA

EXCHANGE CLUB PARK

A JOINT USE FACILITY FOR HEMET UNIFIED & VALLEY WIDE RECREATION
LAND PROVIDED BY THE COUNTY OF RIVERSIDE, BY THE EFFORTS OF FORMER
THIRD DISTRICT SUPERVISOR, MR. JAMES VENABLE

PROJECT NO. C6-0081



HEMET

Unified School District

HUSD SCHOOL BOARD:

- MARLYN FORST - BOARD MEMBER
- MEGAN HALEY - BOARD MEMBER
- VIC SCAVARDA - BOARD MEMBER
- PATRICK SEARL - BOARD MEMBER
- JIM SMITH - BOARD MEMBER
- HORACIO VALENZUELA - BOARD MEMBER
- JOE WOJCIK - BOARD MEMBER

WITH THE GRATEFUL ASSISTANCE OF:

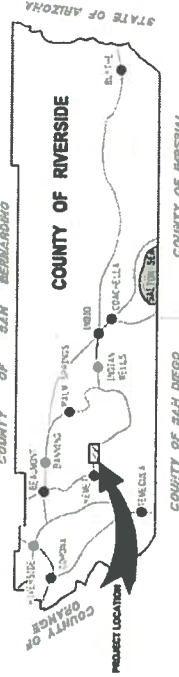


BOARD OF DIRECTORS:

- THOMAS W. WAGONER - GENERAL MANAGER
- FRANK D. GORMAN - PRESIDENT
- LARRY MINOR - VICE PRESIDENT
- TODD A. FOUTZ - SECRETARY/TREASURER
- CORNELIUS T. SCHOUTEN - DIRECTOR
- RICK HOFFMAN - DIRECTOR

INDEX OF SHEETS

SHEET	DESCRIPTION
1 OF 11	COVER SHEET
2 OF 11	GENERAL SITE PLAN
3 OF 11	MANBERY AVENUE PLAN/PROFILE
4 OF 11	FARMVIEW AVENUE PLAN/PROFILE
5 OF 11	STREET LIGHTING PLAN
6 OF 11	STREET LOCATIONS PLAN
7 OF 11	GRADING PLAN (SITE SHEET)
8 OF 11	GRADING PLAN (OVERBALL SHEET)
9 OF 11	GRADING PLAN (LANDSCAPED ZONE)
10 OF 11	EROSION CONTROL PLAN (SITE SHEET)
11 OF 11	EROSION CONTROL PLAN



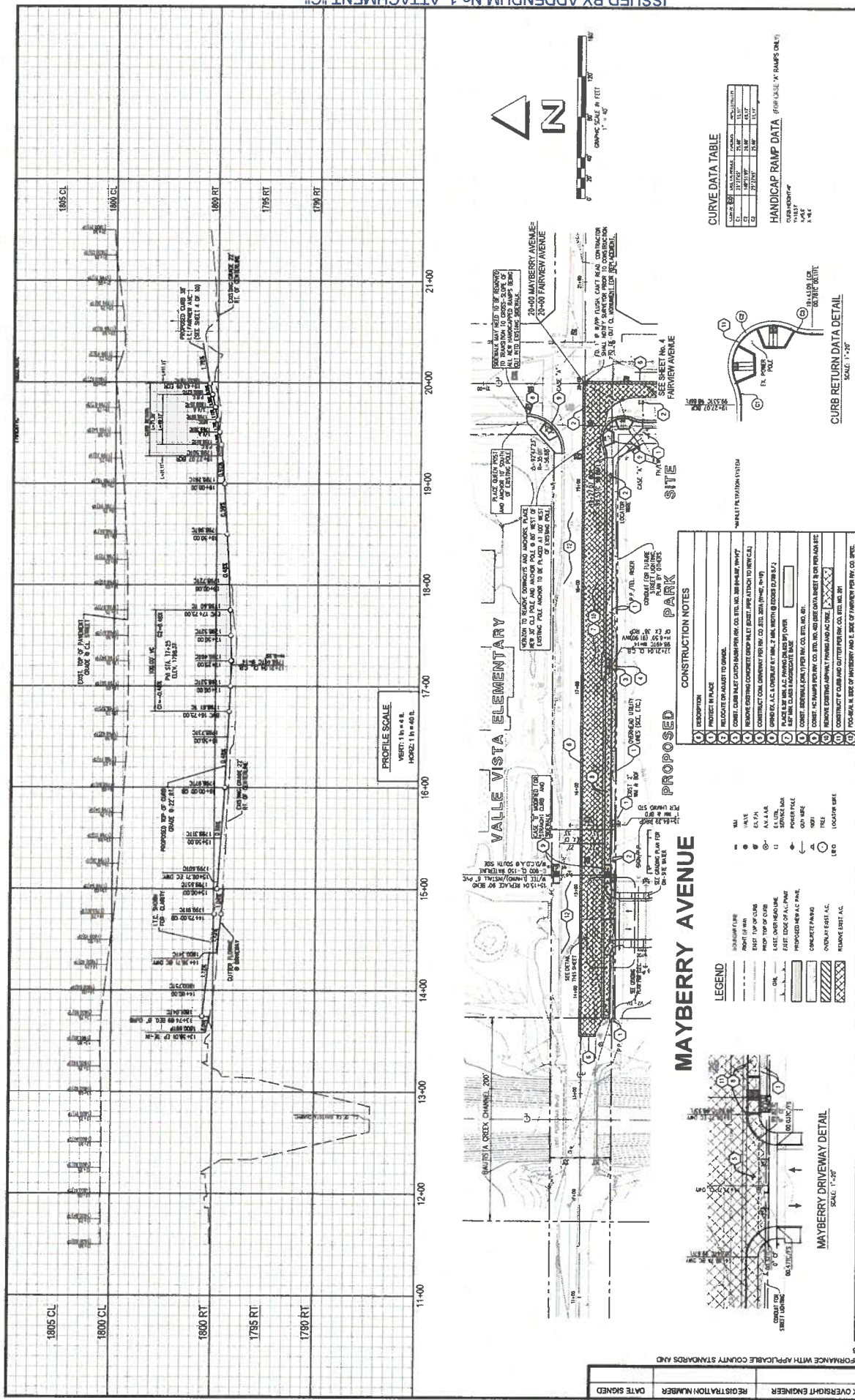
LOCATION MAP
TO COUNTY ROAD BOOK PAGE NO. 112
COUNTY ROAD BOOK PAGE NO. 112



VICINITY MAP
TO COUNTY ROAD BOOK PAGE NO. 112
COUNTY ROAD BOOK PAGE NO. 112

COVER SHEET
SHEET NO. 1
OF 11 SHEETS

963F



CURVE DATA TABLE

STATION	PC	PT	PI	EA	EB	EC	EA	EB	EC
1805.00	1805.00	1805.00	1805.00	1805.00	1805.00	1805.00	1805.00	1805.00	1805.00
1800.00	1800.00	1800.00	1800.00	1800.00	1800.00	1800.00	1800.00	1800.00	1800.00
1795.00	1795.00	1795.00	1795.00	1795.00	1795.00	1795.00	1795.00	1795.00	1795.00
1790.00	1790.00	1790.00	1790.00	1790.00	1790.00	1790.00	1790.00	1790.00	1790.00

HANDICAP RAMP DATA (RAMP CASE 'A' RAMP DATA)

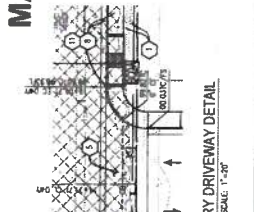
STATION	PC	PT	PI	EA	EB	EC
1805.00	1805.00	1805.00	1805.00	1805.00	1805.00	1805.00
1800.00	1800.00	1800.00	1800.00	1800.00	1800.00	1800.00
1795.00	1795.00	1795.00	1795.00	1795.00	1795.00	1795.00
1790.00	1790.00	1790.00	1790.00	1790.00	1790.00	1790.00

CONSTRUCTION NOTES

1. CONSTRUCT CURB AND GUTTER PER PLAN AND SECTION.
2. CONSTRUCT CURB AND GUTTER PER PLAN AND SECTION.
3. CONSTRUCT CURB AND GUTTER PER PLAN AND SECTION.
4. CONSTRUCT CURB AND GUTTER PER PLAN AND SECTION.
5. CONSTRUCT CURB AND GUTTER PER PLAN AND SECTION.
6. CONSTRUCT CURB AND GUTTER PER PLAN AND SECTION.
7. CONSTRUCT CURB AND GUTTER PER PLAN AND SECTION.
8. CONSTRUCT CURB AND GUTTER PER PLAN AND SECTION.
9. CONSTRUCT CURB AND GUTTER PER PLAN AND SECTION.
10. CONSTRUCT CURB AND GUTTER PER PLAN AND SECTION.
11. CONSTRUCT CURB AND GUTTER PER PLAN AND SECTION.
12. CONSTRUCT CURB AND GUTTER PER PLAN AND SECTION.
13. CONSTRUCT CURB AND GUTTER PER PLAN AND SECTION.
14. CONSTRUCT CURB AND GUTTER PER PLAN AND SECTION.
15. CONSTRUCT CURB AND GUTTER PER PLAN AND SECTION.
16. CONSTRUCT CURB AND GUTTER PER PLAN AND SECTION.
17. CONSTRUCT CURB AND GUTTER PER PLAN AND SECTION.
18. CONSTRUCT CURB AND GUTTER PER PLAN AND SECTION.
19. CONSTRUCT CURB AND GUTTER PER PLAN AND SECTION.
20. CONSTRUCT CURB AND GUTTER PER PLAN AND SECTION.

LEGEND

- 1. 1/2" GRADE (LINE)
- 2. 1/2" GRADE (ARC)
- 3. 1/2" GRADE (SPLINE)
- 4. 1/2" GRADE (POLYLINE)
- 5. 1/2" GRADE (CUBIC)
- 6. 1/2" GRADE (QUADRATIC)
- 7. 1/2" GRADE (CUBIC)
- 8. 1/2" GRADE (QUADRATIC)
- 9. 1/2" GRADE (CUBIC)
- 10. 1/2" GRADE (QUADRATIC)
- 11. 1/2" GRADE (CUBIC)
- 12. 1/2" GRADE (QUADRATIC)
- 13. 1/2" GRADE (CUBIC)
- 14. 1/2" GRADE (QUADRATIC)
- 15. 1/2" GRADE (CUBIC)
- 16. 1/2" GRADE (QUADRATIC)
- 17. 1/2" GRADE (CUBIC)
- 18. 1/2" GRADE (QUADRATIC)
- 19. 1/2" GRADE (CUBIC)
- 20. 1/2" GRADE (QUADRATIC)



APPROVED AS TO CONFORMANCE WITH APPLICABLE COUNTY STANDARDS AND PRACTICES IP 090086

RECD	PLAN CHECK OVERSIGHT ENGINEER	REGISTRATION NUMBER	DATE SIGNED

NOTE:
WORK CONTAINED WITHIN THESE PLANS SHALL NOT COMMENCE UNTIL AN ENCROACHMENT PERMIT AND/OR A GRADING PERMIT HAS BEEN ISSUED.
The undersigned hereby certifies that the work shown on these plans was prepared by a duly licensed Professional Engineer in the State of California, and that the undersigned is a duly licensed Professional Engineer in the State of California, and that the undersigned is a duly licensed Professional Engineer in the State of California.

Know what's below. Call before you dig.

PRINCIPAL ENGINEER:
DATE: 04/15/2019
SIGNATURE: [Signature]

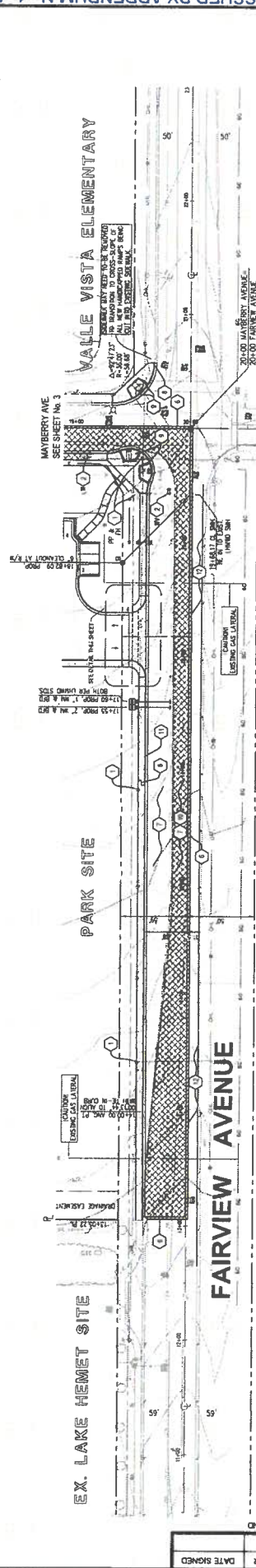
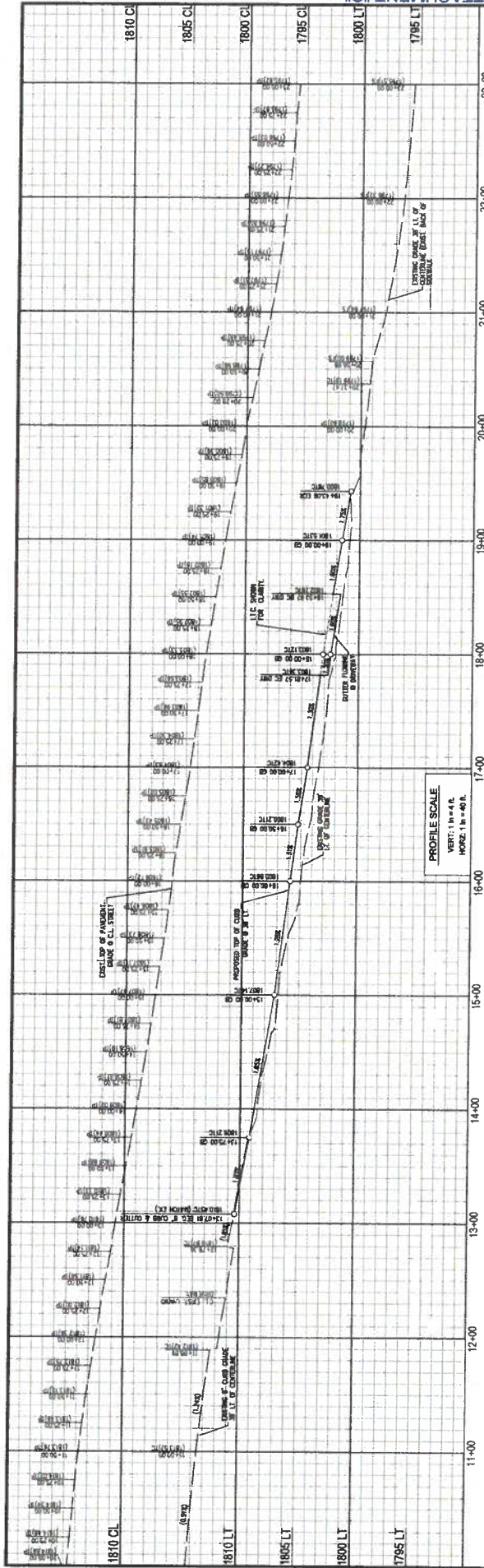
PREPARED UNDER THE SUPERVISION OF:
DATE: 04/15/2019
SIGNATURE: [Signature]

FOR THE COUNTY OF RIVERSIDE:
DATE: 04/15/2019
SIGNATURE: [Signature]

IN THE COUNTY OF RIVERSIDE:
MAYBERRY AVENUE
EXCHANGE CLUB PARK
M.S. NO. 4023

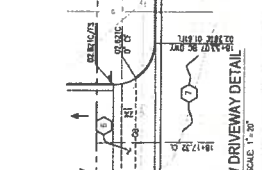
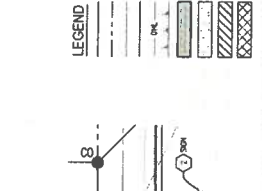
SHEET NO. 3
OF 11 SHEETS

963-F



DESCRIPTION	CONSTRUCTION NOTES
1	PROTECT IN PLACE
2	REMOVE EXISTING ASPHALT DRIVEWAY
3	CONSTRUCT CONC. DRIVEWAY FOR R/W CO. STA. 17+80 TO 18+10
4	CONSTRUCT CONC. DRIVEWAY FOR R/W CO. STA. 18+10 TO 18+50
5	CONSTRUCT CONC. DRIVEWAY FOR R/W CO. STA. 18+50 TO 18+80
6	CONSTRUCT CONC. DRIVEWAY FOR R/W CO. STA. 18+80 TO 19+10
7	CONSTRUCT CONC. DRIVEWAY FOR R/W CO. STA. 19+10 TO 19+40
8	CONSTRUCT CONC. DRIVEWAY FOR R/W CO. STA. 19+40 TO 19+70
9	CONSTRUCT CONC. DRIVEWAY FOR R/W CO. STA. 19+70 TO 20+00
10	CONSTRUCT CONC. DRIVEWAY FOR R/W CO. STA. 20+00 TO 20+30
11	CONSTRUCT CONC. DRIVEWAY FOR R/W CO. STA. 20+30 TO 20+60
12	CONSTRUCT CONC. DRIVEWAY FOR R/W CO. STA. 20+60 TO 20+90
13	CONSTRUCT CONC. DRIVEWAY FOR R/W CO. STA. 20+90 TO 21+20
14	CONSTRUCT CONC. DRIVEWAY FOR R/W CO. STA. 21+20 TO 21+50
15	CONSTRUCT CONC. DRIVEWAY FOR R/W CO. STA. 21+50 TO 21+80
16	CONSTRUCT CONC. DRIVEWAY FOR R/W CO. STA. 21+80 TO 22+10
17	CONSTRUCT CONC. DRIVEWAY FOR R/W CO. STA. 22+10 TO 22+40
18	CONSTRUCT CONC. DRIVEWAY FOR R/W CO. STA. 22+40 TO 22+70
19	CONSTRUCT CONC. DRIVEWAY FOR R/W CO. STA. 22+70 TO 23+00

LEGEND	SYMBOL	DESCRIPTION
1	---	PROPOSED ASPHALT DRIVEWAY
2	---	PROPOSED CONC. DRIVEWAY
3	---	EXISTING ASPHALT DRIVEWAY
4	---	EXISTING CONC. DRIVEWAY
5	---	PROPOSED ASPHALT DRIVEWAY OVER EXISTING ASPHALT DRIVEWAY
6	---	PROPOSED CONC. DRIVEWAY OVER EXISTING CONC. DRIVEWAY
7	---	PROPOSED ASPHALT DRIVEWAY OVER EXISTING CONC. DRIVEWAY
8	---	PROPOSED CONC. DRIVEWAY OVER EXISTING ASPHALT DRIVEWAY
9	---	PROPOSED ASPHALT DRIVEWAY OVER EXISTING CONC. DRIVEWAY OVER EXISTING ASPHALT DRIVEWAY
10	---	PROPOSED CONC. DRIVEWAY OVER EXISTING CONC. DRIVEWAY OVER EXISTING ASPHALT DRIVEWAY
11	---	PROPOSED ASPHALT DRIVEWAY OVER EXISTING CONC. DRIVEWAY OVER EXISTING CONC. DRIVEWAY
12	---	PROPOSED CONC. DRIVEWAY OVER EXISTING CONC. DRIVEWAY OVER EXISTING CONC. DRIVEWAY
13	---	PROPOSED ASPHALT DRIVEWAY OVER EXISTING CONC. DRIVEWAY OVER EXISTING CONC. DRIVEWAY OVER EXISTING ASPHALT DRIVEWAY
14	---	PROPOSED CONC. DRIVEWAY OVER EXISTING CONC. DRIVEWAY OVER EXISTING CONC. DRIVEWAY OVER EXISTING ASPHALT DRIVEWAY



<p>Know what's below. Call before you dig.</p>	<p>NOTE WORK CONTAINED WITHIN THESE PLANS SHALL NOT COMMENCE UNTIL AN ENCROACHMENT PERMIT AND/OR A GRADING PERMIT HAS BEEN ISSUED.</p>	<p>APPROVED AS TO CONFORMANCE WITH APPLICABLE COUNTY STANDARDS AND PRACTICES IP 590956</p>	<p>RECD PLAN CHECK OVERSIGHT ENGINEER REGISTRATION NUMBER DATE SIGNED</p>	
	<p>811</p> <p>DATE SIGNED REVISIONS</p>	<p>811</p> <p>APPL DATE COUNTY</p>	<p>APPROVALS</p>	<p>DATE: <i>06/08/2024</i></p>
	<p>PRINCIPAL ENGINEER</p> <p>811</p> <p><i>06/08/2024</i></p> <p>DATE</p>	<p>DATE</p> <p>COUNTY</p>	<p>811</p>	<p>DATE: <i>06/08/2024</i></p>

CONSTRUCTION NOTES

1. PROTECT IN PLACE

2. REMOVE EXISTING ASPHALT DRIVEWAY

3. CONSTRUCT CONC. DRIVEWAY FOR R/W CO. STA. 17+80 TO 18+10

4. CONSTRUCT CONC. DRIVEWAY FOR R/W CO. STA. 18+10 TO 18+50

5. CONSTRUCT CONC. DRIVEWAY FOR R/W CO. STA. 18+50 TO 18+80

6. CONSTRUCT CONC. DRIVEWAY FOR R/W CO. STA. 18+80 TO 19+10

7. CONSTRUCT CONC. DRIVEWAY FOR R/W CO. STA. 19+10 TO 19+40

8. CONSTRUCT CONC. DRIVEWAY FOR R/W CO. STA. 19+40 TO 19+70

9. CONSTRUCT CONC. DRIVEWAY FOR R/W CO. STA. 19+70 TO 20+00

10. CONSTRUCT CONC. DRIVEWAY FOR R/W CO. STA. 20+00 TO 20+30

11. CONSTRUCT CONC. DRIVEWAY FOR R/W CO. STA. 20+30 TO 20+60

12. CONSTRUCT CONC. DRIVEWAY FOR R/W CO. STA. 20+60 TO 20+90

13. CONSTRUCT CONC. DRIVEWAY FOR R/W CO. STA. 20+90 TO 21+20

14. CONSTRUCT CONC. DRIVEWAY FOR R/W CO. STA. 21+20 TO 21+50

15. CONSTRUCT CONC. DRIVEWAY FOR R/W CO. STA. 21+50 TO 21+80

16. CONSTRUCT CONC. DRIVEWAY FOR R/W CO. STA. 21+80 TO 22+10

17. CONSTRUCT CONC. DRIVEWAY FOR R/W CO. STA. 22+10 TO 22+40

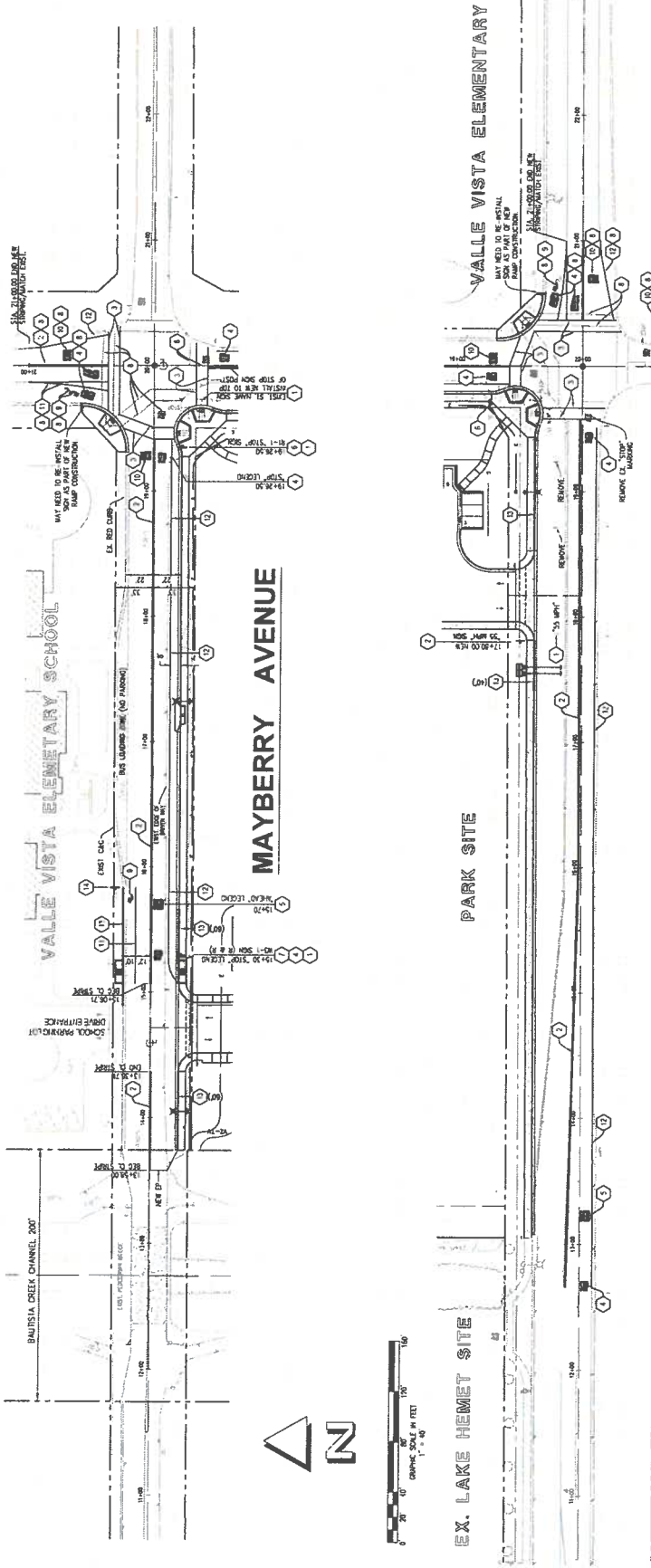
18. CONSTRUCT CONC. DRIVEWAY FOR R/W CO. STA. 22+40 TO 22+70

19. CONSTRUCT CONC. DRIVEWAY FOR R/W CO. STA. 22+70 TO 23+00

BENCH MARK
NATIONAL CORNER OF RIVERBANK
FAIRVIEW PLAN & PROFILE
EXCHANGE CLUB PARK
M.S. NO. 4023

SCALE: N 1"=40' V 1"=4'

DATE: *06/08/2024*



ENGINEER'S NOTES

- 1. ALL WORK SHALL BE OF CURRENT CALIFORNIA AND SHALL BE APPROVED BY THE COUNTY PRIOR TO INSTALLATION.
- 2. SETTING DATA ARE TO BE EXPRESSED BY THE CONTRACTOR.

CONSTRUCTION NOTES



- 1. RECONSTRUCT
- 2. REMOVE EXISTING E. SIDE STREET SIGN
- 3. REMOVE EXISTING E. SIDE STREET SIGN
- 4. REMOVE EXISTING E. SIDE STREET SIGN
- 5. REMOVE EXISTING E. SIDE STREET SIGN
- 6. REMOVE EXISTING E. SIDE STREET SIGN
- 7. REMOVE EXISTING E. SIDE STREET SIGN
- 8. REMOVE EXISTING E. SIDE STREET SIGN
- 9. REMOVE EXISTING E. SIDE STREET SIGN
- 10. REMOVE EXISTING E. SIDE STREET SIGN
- 11. REMOVE EXISTING E. SIDE STREET SIGN
- 12. REMOVE EXISTING E. SIDE STREET SIGN


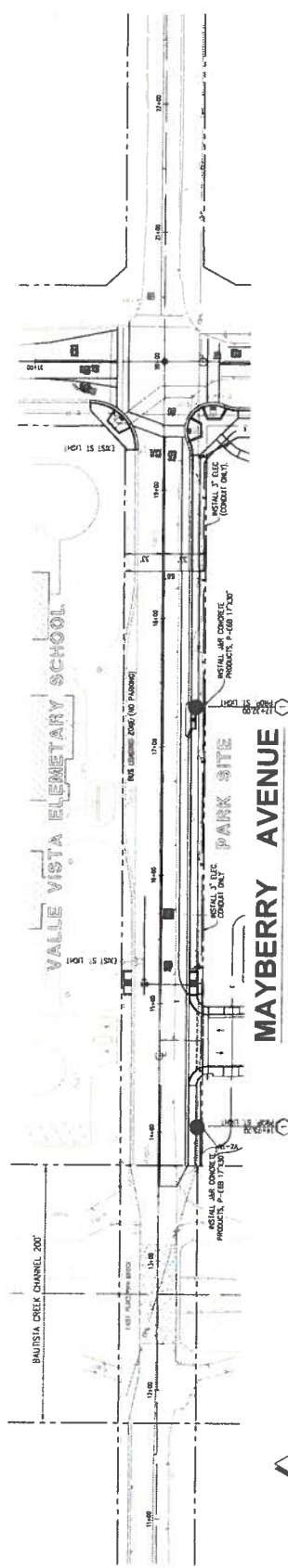
GENERAL NOTES AND REQUIREMENTS

- 1. TRAFFIC STRIPES, PAVEMENT MARKINGS AND STREET LIGHTS SHALL BE PER CALIFORNIA AND COUNTY SPECIFICATIONS.
- 2. TRAFFIC STRIPES, PAVEMENT MARKINGS AND STREET LIGHTS SHALL BE PER CALIFORNIA AND COUNTY SPECIFICATIONS.
- 3. TRAFFIC STRIPES, PAVEMENT MARKINGS AND STREET LIGHTS SHALL BE PER CALIFORNIA AND COUNTY SPECIFICATIONS.
- 4. TRAFFIC STRIPES, PAVEMENT MARKINGS AND STREET LIGHTS SHALL BE PER CALIFORNIA AND COUNTY SPECIFICATIONS.
- 5. TRAFFIC STRIPES, PAVEMENT MARKINGS AND STREET LIGHTS SHALL BE PER CALIFORNIA AND COUNTY SPECIFICATIONS.


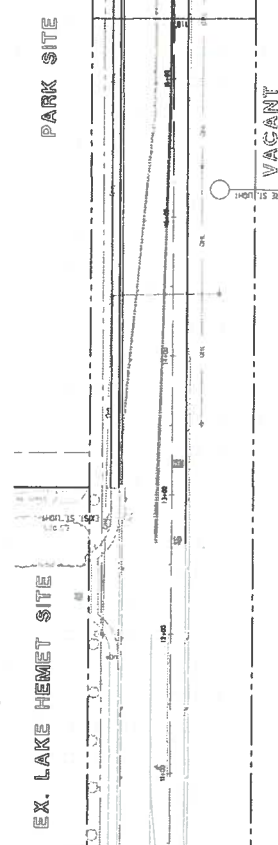
LEGEND

EXTRUDER	---
PAINT-CURRY	---
EAST OF	---
EAST CURB	---
EAST SIDEWALK	---
EAST DRIVEWAY	---
EAST DRIVEWAY	---
EAST DRIVEWAY	---
EAST DRIVEWAY	---
NEW SIGN	---
EXIST SIGN	---

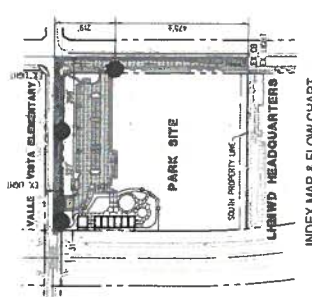
<p>APPROVES TO CONFORMANCE WITH APPLICABLE COUNTY STANDARDS AND PRACTICES. #P 059086</p>			<p>811 Know what's below. Call before you dig.</p>		
RECD	PLAN CHECK OVERSIGHT-ENGINEER	REGISTRATION NUMBER	DATE SIGNED	REVISIONS	DATE
<p>NOTE WORK CONTAINED WITHIN THESE PLANS SHALL NOT COMMENCE UNTIL AN ENCROACHMENT PERMIT AND/OR A GRADING PERMIT HAS BEEN ISSUED.</p> <p>The undersigned hereby certifies that these plans were prepared by a duly Licensed Professional Engineer and that the undersigned is not providing any services in violation of the provisions of the California State Board of Professional Engineers, Architects and Surveyors.</p>					
<p>PRINCIPAL ENGINEER  DAVID CALABESE REGISTERED PROFESSIONAL ENGINEER CIVIL STATE OF CALIFORNIA No. 20008 EXPIRES 06-30-2017</p>					
<p>DATE: 04/18/17 PREPARED UNDER THE SUPERVISION OF:  DAVID CALABESE REGISTERED PROFESSIONAL ENGINEER CIVIL STATE OF CALIFORNIA No. 20008 EXPIRES 06-30-2017</p>					
<p>FOR THE COUNTY OF RIVERSIDE SIGNED: _____ TITLE: _____ COUNTY: _____ DATE: _____</p>					
<p>IN THE COUNTY OF RIVERSIDE SIGNING AND STRIPING PLAN EXCHANGE CLUB PARK M.S. NO. 4023 SHEET NO. 5 OF 11 SHEETS C6-0081</p>					



EX. LAKE HEMET SITE



FAIRVIEW AVENUE



INDEX MAP & FLOW CHART
SCALE: 1" = 300'

LEGEND AND QUANTITIES
 1. INSTALL 1" D.I.C. CROOK DUCT (CONDUIT ONLY)
 2. INSTALL AIR COND. PRODUCT, P-100 17'x30"
 3. 60 FT. STREET LIGHT FOR WALLE WITH LUMEN 2000 3000K R/B MK

NOTE:
 THERE ARE EXISTING STREET LIGHTS WITHIN 100 FEET OF THIS PROJECT AT THE LOCATIONS SHOWN ON THIS PLAN.

GENERAL NOTES
 1. ALL WORK SHALL BE ACCORDING TO THE MOST CURRENT REQUIREMENTS OF THE COUNTY OF RIVERSIDE TRANSPORTATION DEPARTMENT, STANDARD SPECIFICATIONS AND SPECIFICATIONS COUNTY ORDINANCE IN ALL APPLICABLE AREAS.
 2. THE CONTRACTOR SHALL BE RESPONSIBLE FOR OBTAINING ALL NECESSARY PERMITS FROM THE COUNTY OF RIVERSIDE FOR ALL WORK PERFORMED WITHIN COUNTY JURISDICTION.
 3. THE CONTRACTOR SHALL CONTACT THE RIVERSIDE COUNTY PUBLIC WORKS DEPARTMENT FOR ANY AND ALL DAMAGES TO EXISTING UTILITIES.
 4. THE PROJECT IS BEING SUBMITTED TO THE COUNTY OF RIVERSIDE.
 5. THERE ARE EXISTING STREET LIGHTS WITHIN 100 FEET OF THIS PROJECT. SPECIAL LOCATIONS INDICATED ON PLAN.
 6. CHECK IN TRANSFER PRIOR TO OCCUPANCY. THE LANDOWNER SHALL RECEIVE AND PROVIDE A CERTIFICATE OF COMPLETION FOR STREET LIGHTS THROUGHOUT.
 7. SEE DRAWING _____ WORK UNDER _____

CONSTRUCTION NOTES			
NO.	DESCRIPTION	DATE	BY
1	INSTALL 1" D.I.C. CROOK DUCT (CONDUIT ONLY)		
2	INSTALL AIR COND. PRODUCT, P-100 17'x30"		
3	INSTALL 2700 LUMEN 2000 3000K R/B MK		

NOTE:
 CONTRACTOR SHALL ONLY INSTALL APPROVED AND APPROVED MATERIALS IN ALL APPLICABLE AREAS. ALL MATERIALS SHALL BE APPROVED BY THE COUNTY OF RIVERSIDE TRANSPORTATION DEPARTMENT.



NOTE:
 WORK CONTAINED WITHIN THESE PLANS SHALL NOT COMMENCE UNTIL AN ENCROACHMENT PERMIT AND/OR A GRADING PERMIT HAS BEEN ISSUED.
 The contractor shall be responsible for obtaining all necessary permits from the County of Riverside. It is the contractor's responsibility to verify the location, depth, and condition of all existing utilities before any excavation or grading work begins. The contractor shall be responsible for protecting all existing utilities and structures on the site.

NO.	DATE	REVISIONS

PROFESSIONAL ENGINEER
 RIVERSIDE COUNTY REGISTERED PROFESSIONAL ENGINEER
 CIVIL ENGINEERING
 No. 10000
 State of California
 License No. 10000
 Date: _____

PROFESSIONAL ENGINEER
 RIVERSIDE COUNTY REGISTERED PROFESSIONAL ENGINEER
 CIVIL ENGINEERING
 No. 10000
 State of California
 License No. 10000
 Date: _____

APPROVED AS TO CONFORMANCE WITH APPLICABLE COUNTY STANDARDS AND PRACTICES. IP 590086

RECORD	PLAN CHECK OVERSIGHT ENGINEER	REGISTRATION NUMBER	DATE SIGNED

APPROVED AS TO CONFORMANCE WITH APPLICABLE COUNTY STANDARDS AND PRACTICES. IP 590086

APPROVED AS TO CONFORMANCE WITH APPLICABLE COUNTY STANDARDS AND PRACTICES. IP 590086

APPROVED AS TO CONFORMANCE WITH APPLICABLE COUNTY STANDARDS AND PRACTICES. IP 590086

APPROVED AS TO CONFORMANCE WITH APPLICABLE COUNTY STANDARDS AND PRACTICES. IP 590086

IN THE UNINCORPORATED TERRITORY OF THE COUNTY OF RIVERSIDE, STATE OF CALIFORNIA

EXCHANGE CLUB PARK PUBLIC FACILITY
ON-SITE GRADING PLAN
MS NO. 4023

PROJECT NO. C6-0081



OWNER: VALLEY TRUCK CENTER/STREET... EXCHANGE CLUB

ASSessor'S PARCEL NO.: 250-250-000-000

LEGAL DESCRIPTION

THE PORTION OF PARCEL NO. 14 OF THE LINES OF THE AMERICAN LAND & INVESTMENT COMPANY TRACT, AS SHOWN ON THE PLAT OF THE SAID TRACT RECORDED IN THE PUBLIC RECORDS OF RIVERSIDE COUNTY, CALIFORNIA UNDER RECORD NO. 78733, AND THE PORTION OF PARCEL NO. 15 OF THE LINES OF THE SAID TRACT RECORDED UNDER RECORD NO. 78734, IN THE UNINCORPORATED TERRITORY OF THE COUNTY OF RIVERSIDE, STATE OF CALIFORNIA.

TOPOGRAPHY SOURCE

THE TOPOGRAPHY WAS OBTAINED FROM THE UNITED STATES GEOLOGICAL SURVEY'S 25' X 30' QUADRANGULAR MAP NO. 11133, WHICH WAS RECORDED IN THE PUBLIC RECORDS OF RIVERSIDE COUNTY, CALIFORNIA UNDER RECORD NO. 12890.

BASIS OF BEARINGS

THE BEARINGS ARE BASED ON THE MERIDIAN OF THE COUNTY OF RIVERSIDE, STATE OF CALIFORNIA, AS DETERMINED BY THE STATE OF CALIFORNIA. THE BEARINGS ARE GIVEN AS ANGLES MEASURED CLOCKWISE FROM THE MERIDIAN TO THE RIGHT HAND SIDE OF THE LINE, AND ARE GIVEN TO THE NEAREST SECOND.

PROPERTY INFORMATION

THE PROPERTY IS LOCATED IN THE UNINCORPORATED TERRITORY OF THE COUNTY OF RIVERSIDE, STATE OF CALIFORNIA. THE PROPERTY IS BOUND BY THE LINES OF THE AMERICAN LAND & INVESTMENT COMPANY TRACT, AS SHOWN ON THE PLAT OF THE SAID TRACT RECORDED IN THE PUBLIC RECORDS OF RIVERSIDE COUNTY, CALIFORNIA UNDER RECORD NO. 78733 AND RECORD NO. 78734.

SOILS ENGINEER

SOILS ENGINEER: JAMES H. JOHNSON, INC. 450 EAST PAVAN AVENUE, SUITE 100, RIVERSIDE, CALIFORNIA 92507. PHONE: (951) 514-8888. FAX: (951) 514-8889.

SWPPP RESPONSIBLE PARTY

SWPPP RESPONSIBLE PARTY: SWPPP CONSULTANTS, INC. 11121 SOUTHWEST HIGHWAY, SUITE 100, RIVERSIDE, CALIFORNIA 92504. PHONE: (951) 514-8888. FAX: (951) 514-8889.

UTILITY NOTIFICATIONS

UTILITY NOTIFICATIONS: ALL UTILITIES HAVE BEEN LOCATED AND MARKED IN ACCORDANCE WITH THE CALIFORNIA PUBLIC UTILITIES PILOT PROGRAM. THE UTILITIES LOCATED ARE: CALIFORNIA GAS COMPANY, SOUTHWEST WATER, AND CALIFORNIA ELECTRICITY TRANSMISSION AND DISTRIBUTION COMPANY.

STANDARD DETAIL NOTE

STANDARD DETAIL NOTE: THE CONTRACTOR SHALL FURNISH ALL MATERIALS AND LABOR NECESSARY FOR THE CONSTRUCTION OF THE PROJECT. THE CONTRACTOR SHALL BE RESPONSIBLE FOR OBTAINING ALL NECESSARY PERMITS AND APPROVALS FROM THE APPROPRIATE AGENCIES.

INDEX OF SHEETS

Table with 2 columns: SHEET NO. and SHEET TITLE. Includes sheets for grading plan, utility plan, and site plan.

CONSTRUCTION NOTES

- 1. ALL EXISTING UTILITIES SHALL BE LOCATED AND MARKED PRIOR TO CONSTRUCTION.
2. ALL EXISTING UTILITIES SHALL BE PROTECTED AND NOT DAMAGED.
3. ALL EXISTING UTILITIES SHALL BE REPAIRED OR REPLACED AS NECESSARY.

GENERAL NOTES

- 1. THE CONTRACTOR SHALL BE RESPONSIBLE FOR OBTAINING ALL NECESSARY PERMITS AND APPROVALS FROM THE APPROPRIATE AGENCIES.
2. ALL EXISTING UTILITIES SHALL BE LOCATED AND MARKED PRIOR TO CONSTRUCTION.
3. ALL EXISTING UTILITIES SHALL BE PROTECTED AND NOT DAMAGED.

CONTRACTOR NOTICE

THE CONTRACTOR IS ADVISED THAT THE CONTRACTOR SHALL BE RESPONSIBLE FOR OBTAINING ALL NECESSARY PERMITS AND APPROVALS FROM THE APPROPRIATE AGENCIES. THE CONTRACTOR SHALL BE RESPONSIBLE FOR THE COST OF OBTAINING ALL NECESSARY PERMITS AND APPROVALS.

SPECIAL NOTE

THE CONTRACTOR IS ADVISED THAT THE CONTRACTOR SHALL BE RESPONSIBLE FOR OBTAINING ALL NECESSARY PERMITS AND APPROVALS FROM THE APPROPRIATE AGENCIES. THE CONTRACTOR SHALL BE RESPONSIBLE FOR THE COST OF OBTAINING ALL NECESSARY PERMITS AND APPROVALS.

AMERICANS WITH DISABILITIES NOTES

- 1. ALL PUBLIC PLACES AND SERVICES ARE TO BE ACCESSIBLE TO ALL PERSONS WITH PHYSICAL OR MENTAL HANDICAPS.
2. THE CONTRACTOR SHALL BE RESPONSIBLE FOR PROVIDING ACCESSIBILITY TO ALL PERSONS WITH PHYSICAL OR MENTAL HANDICAPS.

CONTRACTOR NOTICE

THE CONTRACTOR IS ADVISED THAT THE CONTRACTOR SHALL BE RESPONSIBLE FOR OBTAINING ALL NECESSARY PERMITS AND APPROVALS FROM THE APPROPRIATE AGENCIES. THE CONTRACTOR SHALL BE RESPONSIBLE FOR THE COST OF OBTAINING ALL NECESSARY PERMITS AND APPROVALS.

PAVING NOTES

- 1. ALL PAVING SHALL BE DONE IN ACCORDANCE WITH THE CALIFORNIA STANDARD SPECIFICATIONS FOR HIGHWAY AND STREET CONSTRUCTION.
2. ALL PAVING SHALL BE DONE IN ACCORDANCE WITH THE CALIFORNIA STANDARD SPECIFICATIONS FOR HIGHWAY AND STREET CONSTRUCTION.

COPYRIGHT NOTICE

THE CONTRACTOR IS ADVISED THAT THE CONTRACTOR SHALL BE RESPONSIBLE FOR OBTAINING ALL NECESSARY PERMITS AND APPROVALS FROM THE APPROPRIATE AGENCIES. THE CONTRACTOR SHALL BE RESPONSIBLE FOR THE COST OF OBTAINING ALL NECESSARY PERMITS AND APPROVALS.

SURVEY NOTICE

THE CONTRACTOR IS ADVISED THAT THE CONTRACTOR SHALL BE RESPONSIBLE FOR OBTAINING ALL NECESSARY PERMITS AND APPROVALS FROM THE APPROPRIATE AGENCIES. THE CONTRACTOR SHALL BE RESPONSIBLE FOR THE COST OF OBTAINING ALL NECESSARY PERMITS AND APPROVALS.

PRIVATE ENGINEER'S NOTICE TO CONTRACTOR

THE CONTRACTOR IS ADVISED THAT THE CONTRACTOR SHALL BE RESPONSIBLE FOR OBTAINING ALL NECESSARY PERMITS AND APPROVALS FROM THE APPROPRIATE AGENCIES. THE CONTRACTOR SHALL BE RESPONSIBLE FOR THE COST OF OBTAINING ALL NECESSARY PERMITS AND APPROVALS.

APPROVED AND FOR CONFORMANCE WITH APPLICABLE COUNTY STANDARDS AND PRACTICES

Table with 4 columns: RECORD, PLAN CHECK OVERSIGHT ENGINEER, REGISTRATION NUMBER, DATE SIGNED.

NOTE

WORK CONTAINED WITHIN THESE PLANS SHALL NOT BE CONSIDERED AS A GUARANTEE OR WARRANTY OF ANY KIND. THE CONTRACTOR SHALL BE RESPONSIBLE FOR OBTAINING ALL NECESSARY PERMITS AND APPROVALS FROM THE APPROPRIATE AGENCIES.

80

Know what you want. Call before you dig.

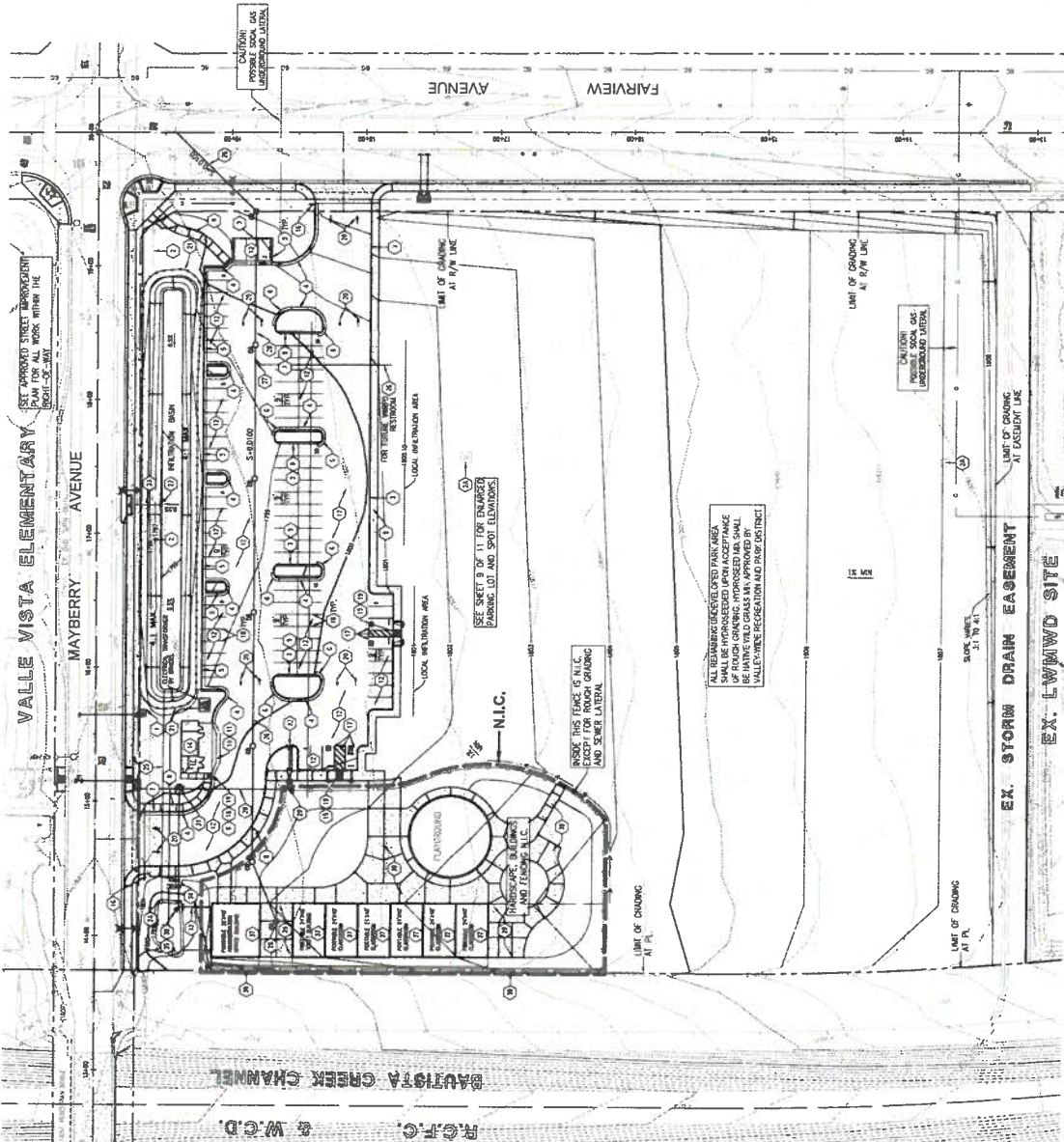
PRINCIPAL ENGINEER

DATE: 01/11/2008 TIME: 10:00 AM. PROJECT NO.: C6-0081. SHEET NO.: 7 OF 11 SHEETS.

GRADING LOG# BGR

IN THE COUNTY OF RIVERSIDE EXCHANGE CLUB PARK M.S. NO. 4023

ISSUED BY ADDENDUM No. 1 ATTACHMENT 'C'



CONSTRUCTION NOTES

1. ALL DIMENSIONS UNLESS OTHERWISE NOTED ARE IN FEET AND DECIMALS THEREOF.
2. ALL CONSTRUCTION SHALL BE IN ACCORDANCE WITH THE LATEST EDITIONS OF THE CALIFORNIA CIVIL ENGINEERING BOARD AND CALIFORNIA STATE BOARD OF ARCHITECTURE AND ENGINEERS.
3. ALL CONSTRUCTION SHALL BE IN ACCORDANCE WITH THE LATEST EDITIONS OF THE CALIFORNIA CIVIL ENGINEERING BOARD AND CALIFORNIA STATE BOARD OF ARCHITECTURE AND ENGINEERS.
4. ALL CONSTRUCTION SHALL BE IN ACCORDANCE WITH THE LATEST EDITIONS OF THE CALIFORNIA CIVIL ENGINEERING BOARD AND CALIFORNIA STATE BOARD OF ARCHITECTURE AND ENGINEERS.
5. ALL CONSTRUCTION SHALL BE IN ACCORDANCE WITH THE LATEST EDITIONS OF THE CALIFORNIA CIVIL ENGINEERING BOARD AND CALIFORNIA STATE BOARD OF ARCHITECTURE AND ENGINEERS.
6. ALL CONSTRUCTION SHALL BE IN ACCORDANCE WITH THE LATEST EDITIONS OF THE CALIFORNIA CIVIL ENGINEERING BOARD AND CALIFORNIA STATE BOARD OF ARCHITECTURE AND ENGINEERS.
7. ALL CONSTRUCTION SHALL BE IN ACCORDANCE WITH THE LATEST EDITIONS OF THE CALIFORNIA CIVIL ENGINEERING BOARD AND CALIFORNIA STATE BOARD OF ARCHITECTURE AND ENGINEERS.
8. ALL CONSTRUCTION SHALL BE IN ACCORDANCE WITH THE LATEST EDITIONS OF THE CALIFORNIA CIVIL ENGINEERING BOARD AND CALIFORNIA STATE BOARD OF ARCHITECTURE AND ENGINEERS.
9. ALL CONSTRUCTION SHALL BE IN ACCORDANCE WITH THE LATEST EDITIONS OF THE CALIFORNIA CIVIL ENGINEERING BOARD AND CALIFORNIA STATE BOARD OF ARCHITECTURE AND ENGINEERS.
10. ALL CONSTRUCTION SHALL BE IN ACCORDANCE WITH THE LATEST EDITIONS OF THE CALIFORNIA CIVIL ENGINEERING BOARD AND CALIFORNIA STATE BOARD OF ARCHITECTURE AND ENGINEERS.
11. ALL CONSTRUCTION SHALL BE IN ACCORDANCE WITH THE LATEST EDITIONS OF THE CALIFORNIA CIVIL ENGINEERING BOARD AND CALIFORNIA STATE BOARD OF ARCHITECTURE AND ENGINEERS.
12. ALL CONSTRUCTION SHALL BE IN ACCORDANCE WITH THE LATEST EDITIONS OF THE CALIFORNIA CIVIL ENGINEERING BOARD AND CALIFORNIA STATE BOARD OF ARCHITECTURE AND ENGINEERS.
13. ALL CONSTRUCTION SHALL BE IN ACCORDANCE WITH THE LATEST EDITIONS OF THE CALIFORNIA CIVIL ENGINEERING BOARD AND CALIFORNIA STATE BOARD OF ARCHITECTURE AND ENGINEERS.
14. ALL CONSTRUCTION SHALL BE IN ACCORDANCE WITH THE LATEST EDITIONS OF THE CALIFORNIA CIVIL ENGINEERING BOARD AND CALIFORNIA STATE BOARD OF ARCHITECTURE AND ENGINEERS.
15. ALL CONSTRUCTION SHALL BE IN ACCORDANCE WITH THE LATEST EDITIONS OF THE CALIFORNIA CIVIL ENGINEERING BOARD AND CALIFORNIA STATE BOARD OF ARCHITECTURE AND ENGINEERS.
16. ALL CONSTRUCTION SHALL BE IN ACCORDANCE WITH THE LATEST EDITIONS OF THE CALIFORNIA CIVIL ENGINEERING BOARD AND CALIFORNIA STATE BOARD OF ARCHITECTURE AND ENGINEERS.
17. ALL CONSTRUCTION SHALL BE IN ACCORDANCE WITH THE LATEST EDITIONS OF THE CALIFORNIA CIVIL ENGINEERING BOARD AND CALIFORNIA STATE BOARD OF ARCHITECTURE AND ENGINEERS.
18. ALL CONSTRUCTION SHALL BE IN ACCORDANCE WITH THE LATEST EDITIONS OF THE CALIFORNIA CIVIL ENGINEERING BOARD AND CALIFORNIA STATE BOARD OF ARCHITECTURE AND ENGINEERS.
19. ALL CONSTRUCTION SHALL BE IN ACCORDANCE WITH THE LATEST EDITIONS OF THE CALIFORNIA CIVIL ENGINEERING BOARD AND CALIFORNIA STATE BOARD OF ARCHITECTURE AND ENGINEERS.
20. ALL CONSTRUCTION SHALL BE IN ACCORDANCE WITH THE LATEST EDITIONS OF THE CALIFORNIA CIVIL ENGINEERING BOARD AND CALIFORNIA STATE BOARD OF ARCHITECTURE AND ENGINEERS.
21. ALL CONSTRUCTION SHALL BE IN ACCORDANCE WITH THE LATEST EDITIONS OF THE CALIFORNIA CIVIL ENGINEERING BOARD AND CALIFORNIA STATE BOARD OF ARCHITECTURE AND ENGINEERS.
22. ALL CONSTRUCTION SHALL BE IN ACCORDANCE WITH THE LATEST EDITIONS OF THE CALIFORNIA CIVIL ENGINEERING BOARD AND CALIFORNIA STATE BOARD OF ARCHITECTURE AND ENGINEERS.
23. ALL CONSTRUCTION SHALL BE IN ACCORDANCE WITH THE LATEST EDITIONS OF THE CALIFORNIA CIVIL ENGINEERING BOARD AND CALIFORNIA STATE BOARD OF ARCHITECTURE AND ENGINEERS.
24. ALL CONSTRUCTION SHALL BE IN ACCORDANCE WITH THE LATEST EDITIONS OF THE CALIFORNIA CIVIL ENGINEERING BOARD AND CALIFORNIA STATE BOARD OF ARCHITECTURE AND ENGINEERS.
25. ALL CONSTRUCTION SHALL BE IN ACCORDANCE WITH THE LATEST EDITIONS OF THE CALIFORNIA CIVIL ENGINEERING BOARD AND CALIFORNIA STATE BOARD OF ARCHITECTURE AND ENGINEERS.
26. ALL CONSTRUCTION SHALL BE IN ACCORDANCE WITH THE LATEST EDITIONS OF THE CALIFORNIA CIVIL ENGINEERING BOARD AND CALIFORNIA STATE BOARD OF ARCHITECTURE AND ENGINEERS.
27. ALL CONSTRUCTION SHALL BE IN ACCORDANCE WITH THE LATEST EDITIONS OF THE CALIFORNIA CIVIL ENGINEERING BOARD AND CALIFORNIA STATE BOARD OF ARCHITECTURE AND ENGINEERS.
28. ALL CONSTRUCTION SHALL BE IN ACCORDANCE WITH THE LATEST EDITIONS OF THE CALIFORNIA CIVIL ENGINEERING BOARD AND CALIFORNIA STATE BOARD OF ARCHITECTURE AND ENGINEERS.
29. ALL CONSTRUCTION SHALL BE IN ACCORDANCE WITH THE LATEST EDITIONS OF THE CALIFORNIA CIVIL ENGINEERING BOARD AND CALIFORNIA STATE BOARD OF ARCHITECTURE AND ENGINEERS.
30. ALL CONSTRUCTION SHALL BE IN ACCORDANCE WITH THE LATEST EDITIONS OF THE CALIFORNIA CIVIL ENGINEERING BOARD AND CALIFORNIA STATE BOARD OF ARCHITECTURE AND ENGINEERS.
31. ALL CONSTRUCTION SHALL BE IN ACCORDANCE WITH THE LATEST EDITIONS OF THE CALIFORNIA CIVIL ENGINEERING BOARD AND CALIFORNIA STATE BOARD OF ARCHITECTURE AND ENGINEERS.
32. ALL CONSTRUCTION SHALL BE IN ACCORDANCE WITH THE LATEST EDITIONS OF THE CALIFORNIA CIVIL ENGINEERING BOARD AND CALIFORNIA STATE BOARD OF ARCHITECTURE AND ENGINEERS.
33. ALL CONSTRUCTION SHALL BE IN ACCORDANCE WITH THE LATEST EDITIONS OF THE CALIFORNIA CIVIL ENGINEERING BOARD AND CALIFORNIA STATE BOARD OF ARCHITECTURE AND ENGINEERS.
34. ALL CONSTRUCTION SHALL BE IN ACCORDANCE WITH THE LATEST EDITIONS OF THE CALIFORNIA CIVIL ENGINEERING BOARD AND CALIFORNIA STATE BOARD OF ARCHITECTURE AND ENGINEERS.
35. ALL CONSTRUCTION SHALL BE IN ACCORDANCE WITH THE LATEST EDITIONS OF THE CALIFORNIA CIVIL ENGINEERING BOARD AND CALIFORNIA STATE BOARD OF ARCHITECTURE AND ENGINEERS.
36. ALL CONSTRUCTION SHALL BE IN ACCORDANCE WITH THE LATEST EDITIONS OF THE CALIFORNIA CIVIL ENGINEERING BOARD AND CALIFORNIA STATE BOARD OF ARCHITECTURE AND ENGINEERS.
37. ALL CONSTRUCTION SHALL BE IN ACCORDANCE WITH THE LATEST EDITIONS OF THE CALIFORNIA CIVIL ENGINEERING BOARD AND CALIFORNIA STATE BOARD OF ARCHITECTURE AND ENGINEERS.
38. ALL CONSTRUCTION SHALL BE IN ACCORDANCE WITH THE LATEST EDITIONS OF THE CALIFORNIA CIVIL ENGINEERING BOARD AND CALIFORNIA STATE BOARD OF ARCHITECTURE AND ENGINEERS.
39. ALL CONSTRUCTION SHALL BE IN ACCORDANCE WITH THE LATEST EDITIONS OF THE CALIFORNIA CIVIL ENGINEERING BOARD AND CALIFORNIA STATE BOARD OF ARCHITECTURE AND ENGINEERS.
40. ALL CONSTRUCTION SHALL BE IN ACCORDANCE WITH THE LATEST EDITIONS OF THE CALIFORNIA CIVIL ENGINEERING BOARD AND CALIFORNIA STATE BOARD OF ARCHITECTURE AND ENGINEERS.
41. ALL CONSTRUCTION SHALL BE IN ACCORDANCE WITH THE LATEST EDITIONS OF THE CALIFORNIA CIVIL ENGINEERING BOARD AND CALIFORNIA STATE BOARD OF ARCHITECTURE AND ENGINEERS.
42. ALL CONSTRUCTION SHALL BE IN ACCORDANCE WITH THE LATEST EDITIONS OF THE CALIFORNIA CIVIL ENGINEERING BOARD AND CALIFORNIA STATE BOARD OF ARCHITECTURE AND ENGINEERS.
43. ALL CONSTRUCTION SHALL BE IN ACCORDANCE WITH THE LATEST EDITIONS OF THE CALIFORNIA CIVIL ENGINEERING BOARD AND CALIFORNIA STATE BOARD OF ARCHITECTURE AND ENGINEERS.
44. ALL CONSTRUCTION SHALL BE IN ACCORDANCE WITH THE LATEST EDITIONS OF THE CALIFORNIA CIVIL ENGINEERING BOARD AND CALIFORNIA STATE BOARD OF ARCHITECTURE AND ENGINEERS.
45. ALL CONSTRUCTION SHALL BE IN ACCORDANCE WITH THE LATEST EDITIONS OF THE CALIFORNIA CIVIL ENGINEERING BOARD AND CALIFORNIA STATE BOARD OF ARCHITECTURE AND ENGINEERS.
46. ALL CONSTRUCTION SHALL BE IN ACCORDANCE WITH THE LATEST EDITIONS OF THE CALIFORNIA CIVIL ENGINEERING BOARD AND CALIFORNIA STATE BOARD OF ARCHITECTURE AND ENGINEERS.
47. ALL CONSTRUCTION SHALL BE IN ACCORDANCE WITH THE LATEST EDITIONS OF THE CALIFORNIA CIVIL ENGINEERING BOARD AND CALIFORNIA STATE BOARD OF ARCHITECTURE AND ENGINEERS.
48. ALL CONSTRUCTION SHALL BE IN ACCORDANCE WITH THE LATEST EDITIONS OF THE CALIFORNIA CIVIL ENGINEERING BOARD AND CALIFORNIA STATE BOARD OF ARCHITECTURE AND ENGINEERS.
49. ALL CONSTRUCTION SHALL BE IN ACCORDANCE WITH THE LATEST EDITIONS OF THE CALIFORNIA CIVIL ENGINEERING BOARD AND CALIFORNIA STATE BOARD OF ARCHITECTURE AND ENGINEERS.
50. ALL CONSTRUCTION SHALL BE IN ACCORDANCE WITH THE LATEST EDITIONS OF THE CALIFORNIA CIVIL ENGINEERING BOARD AND CALIFORNIA STATE BOARD OF ARCHITECTURE AND ENGINEERS.

811
Know what's below. Call before you dig.

NOTE
WORK CONTAINED WITHIN THESE PLANS SHALL NOT COMMENCE UNTIL AN ENCROACHMENT PERMIT AND/OR A GRADING PERMIT HAS BEEN ISSUED.
The public engineer's review of these plans does not constitute an endorsement or approval of the accuracy or completeness of the data herein. In the event of discrepancies between the field and the plans, the contractor shall be responsible for determining an accurate location and setting. The contractor shall be responsible for obtaining all necessary permits and approvals from the appropriate authorities.

APPROVED AS TO CONFORMANCE WITH APPLICABLE COUNTY STANDARDS AND PRACTICES.

RECORD	PLAN CHECK OVERSIGHT ENGINEER	REGISTRATION NUMBER	DATE SIGNED

DATE _____ **COUNTY** _____

PRINCIPAL ENGINEER

Dale J. O'Connell
 Dale J. O'Connell, P.E.
 Dale J. O'Connell & Associates, Inc.
 2000 SOUTH MAIN AVENUE, SUITE 100, JACOBO, CA 94020
 TEL: (415) 461-1000 FAX: (415) 461-1001
 WWW: www.dalejoconnell.com

PREPARED UNDER THE SUPERVISION OF
Dale J. O'Connell
 Dale J. O'Connell, P.E.
 Dale J. O'Connell & Associates, Inc.
 2000 SOUTH MAIN AVENUE, SUITE 100, JACOBO, CA 94020
 TEL: (415) 461-1000 FAX: (415) 461-1001
 WWW: www.dalejoconnell.com

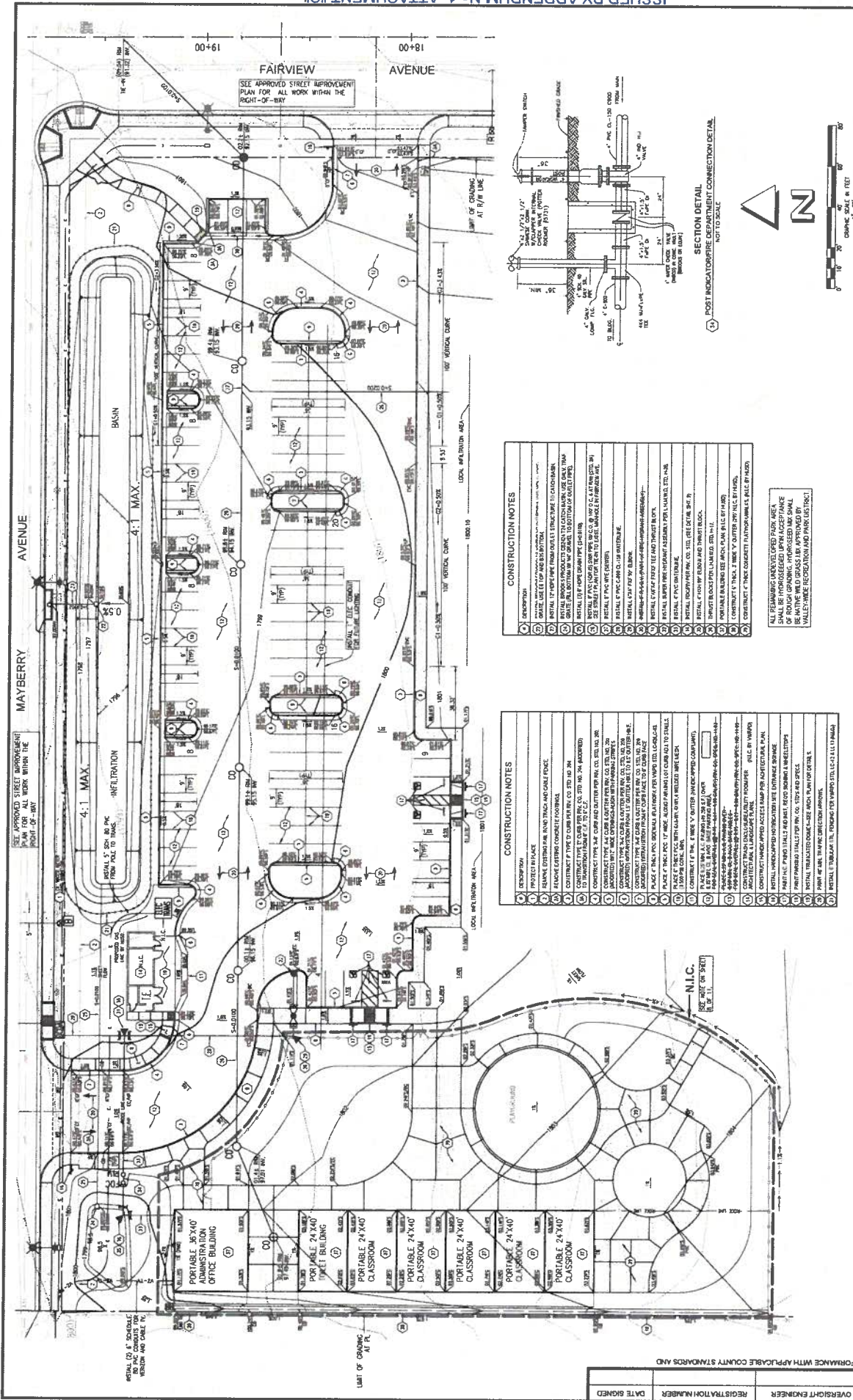
BENCH MARK:
 INTERIOR CORNER OF FRONT PORCH OF 10000 SOUTH MAIN AVENUE, JACOBO, CALIFORNIA 94020. ELEVATION: 117.00 FEET TO TOP OF BENCH MARK.

IN THE COUNTY OF RIVERSIDE
GRADING PLAN-OVERALL SITE
EXCHANGE CLUB PARK
 M.S. NO. 4023
 SHEET NO. **8**
 of 11 SHEETS
 COUNTY R.F. NO. C4-0081

SCALE: 1" = 40' (PLAN) 1" = 40' (SECTION)

GRAPHIC SCALE: 1" = 40'

ISSUED BY ADDENDUM NO. 1, ATTACHMENT "C"



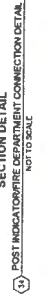
CONSTRUCTION NOTES

1. EXISTING
2. PROTECT EXISTING UTILITIES
3. EXISTING CONCRETE FOUNDATION
4. CONTRACT TYPE: CM AT RISK PER PERM. CO. STD. NO. 204
5. CONTRACT TYPE: CM AT RISK PER PERM. CO. STD. NO. 204
6. CONTRACT TYPE: CM AT RISK PER PERM. CO. STD. NO. 204
7. CONTRACT TYPE: CM AT RISK PER PERM. CO. STD. NO. 204
8. CONTRACT TYPE: CM AT RISK PER PERM. CO. STD. NO. 204
9. CONTRACT TYPE: CM AT RISK PER PERM. CO. STD. NO. 204
10. CONTRACT TYPE: CM AT RISK PER PERM. CO. STD. NO. 204
11. CONTRACT TYPE: CM AT RISK PER PERM. CO. STD. NO. 204
12. CONTRACT TYPE: CM AT RISK PER PERM. CO. STD. NO. 204
13. CONTRACT TYPE: CM AT RISK PER PERM. CO. STD. NO. 204
14. CONTRACT TYPE: CM AT RISK PER PERM. CO. STD. NO. 204
15. CONTRACT TYPE: CM AT RISK PER PERM. CO. STD. NO. 204
16. CONTRACT TYPE: CM AT RISK PER PERM. CO. STD. NO. 204
17. CONTRACT TYPE: CM AT RISK PER PERM. CO. STD. NO. 204
18. CONTRACT TYPE: CM AT RISK PER PERM. CO. STD. NO. 204
19. CONTRACT TYPE: CM AT RISK PER PERM. CO. STD. NO. 204
20. CONTRACT TYPE: CM AT RISK PER PERM. CO. STD. NO. 204
21. CONTRACT TYPE: CM AT RISK PER PERM. CO. STD. NO. 204
22. CONTRACT TYPE: CM AT RISK PER PERM. CO. STD. NO. 204
23. CONTRACT TYPE: CM AT RISK PER PERM. CO. STD. NO. 204
24. CONTRACT TYPE: CM AT RISK PER PERM. CO. STD. NO. 204
25. CONTRACT TYPE: CM AT RISK PER PERM. CO. STD. NO. 204
26. CONTRACT TYPE: CM AT RISK PER PERM. CO. STD. NO. 204
27. CONTRACT TYPE: CM AT RISK PER PERM. CO. STD. NO. 204
28. CONTRACT TYPE: CM AT RISK PER PERM. CO. STD. NO. 204
29. CONTRACT TYPE: CM AT RISK PER PERM. CO. STD. NO. 204
30. CONTRACT TYPE: CM AT RISK PER PERM. CO. STD. NO. 204

CONSTRUCTION NOTES

1. EXISTING
2. PROTECT EXISTING UTILITIES
3. EXISTING CONCRETE FOUNDATION
4. CONTRACT TYPE: CM AT RISK PER PERM. CO. STD. NO. 204
5. CONTRACT TYPE: CM AT RISK PER PERM. CO. STD. NO. 204
6. CONTRACT TYPE: CM AT RISK PER PERM. CO. STD. NO. 204
7. CONTRACT TYPE: CM AT RISK PER PERM. CO. STD. NO. 204
8. CONTRACT TYPE: CM AT RISK PER PERM. CO. STD. NO. 204
9. CONTRACT TYPE: CM AT RISK PER PERM. CO. STD. NO. 204
10. CONTRACT TYPE: CM AT RISK PER PERM. CO. STD. NO. 204
11. CONTRACT TYPE: CM AT RISK PER PERM. CO. STD. NO. 204
12. CONTRACT TYPE: CM AT RISK PER PERM. CO. STD. NO. 204
13. CONTRACT TYPE: CM AT RISK PER PERM. CO. STD. NO. 204
14. CONTRACT TYPE: CM AT RISK PER PERM. CO. STD. NO. 204
15. CONTRACT TYPE: CM AT RISK PER PERM. CO. STD. NO. 204
16. CONTRACT TYPE: CM AT RISK PER PERM. CO. STD. NO. 204
17. CONTRACT TYPE: CM AT RISK PER PERM. CO. STD. NO. 204
18. CONTRACT TYPE: CM AT RISK PER PERM. CO. STD. NO. 204
19. CONTRACT TYPE: CM AT RISK PER PERM. CO. STD. NO. 204
20. CONTRACT TYPE: CM AT RISK PER PERM. CO. STD. NO. 204
21. CONTRACT TYPE: CM AT RISK PER PERM. CO. STD. NO. 204
22. CONTRACT TYPE: CM AT RISK PER PERM. CO. STD. NO. 204
23. CONTRACT TYPE: CM AT RISK PER PERM. CO. STD. NO. 204
24. CONTRACT TYPE: CM AT RISK PER PERM. CO. STD. NO. 204
25. CONTRACT TYPE: CM AT RISK PER PERM. CO. STD. NO. 204
26. CONTRACT TYPE: CM AT RISK PER PERM. CO. STD. NO. 204
27. CONTRACT TYPE: CM AT RISK PER PERM. CO. STD. NO. 204
28. CONTRACT TYPE: CM AT RISK PER PERM. CO. STD. NO. 204
29. CONTRACT TYPE: CM AT RISK PER PERM. CO. STD. NO. 204
30. CONTRACT TYPE: CM AT RISK PER PERM. CO. STD. NO. 204

ALL PERMANENT UNDEVELOPED PAVED AREA SHALL BE CONSTRUCTED TO THE GRADE OF THE ADJACENT PAVED AREA. THE GRADE SHALL BE MAINTAINED AT ALL TIMES. THE GRADE SHALL BE MAINTAINED AT ALL TIMES. THE GRADE SHALL BE MAINTAINED AT ALL TIMES.



811
Know what's below. Call before you dig.

APPROVED AS TO CONFORMANCE WITH APPLICABLE COUNTY STANDARDS AND PRACTICES.

RECD	PLAN CHECK OVERSIGHT ENGINEER	REGISTRATION NUMBER	DATE SIGNED

OWNER

NAME	BT	DATE

REGISTERING

NAME	DATE	COUNTY

PRINCIPAL ENGINEER

PREPARED UNDER THE SUPERVISION OF

CONTRACTOR

DATE **SCALE** **FOR** **NO.** **DATE**

BENCH MARK:
NATIONAL CORNER OF AVENUE
OF RIVERSIDE COUNTY, CALIFORNIA
AT THE INTERSECTION OF
MAYBERRY AVENUE AND FAIRVIEW AVENUE
M.S. NO. 4023

SHEET NO. 9
OF 11 SHEETS

**IN THE COUNTY OF RIVERSIDE
GRADING PLAN-ENLARGED SITE
EXCHANGE CLUB PARK
M.S. NO. 4023**

963-F

IN THE UNINCORPORATED TERRITORY OF THE COUNTY OF RIVERSIDE, STATE OF CALIFORNIA
EXCHANGE CLUB PARK PUBLIC FACILITY
EROSION CONTROL PLAN
MS NO. 4023

NPDES NOTES:

- 1) EROSION CONTROL BMPs SHALL BE IMPLEMENTED AND MAINTAINED TO ENSURE AND/OR PREVENT THE ENTRANCE OF SOIL IN RUNOFF FROM DISTURBED SOIL AREAS ON CONSTRUCTION SITES.
- 2) SEDIMENT CONTROL BMPs SHALL BE IMPLEMENTED AND MAINTAINED TO PREVENT AND/OR REDUCE THE TRANSPORT OF SOIL FROM THE CONSTRUCTION SITE.
- 3) TRUCKS AND EQUIPMENT SHALL BE WASHED TO REMOVE EXCESSIVE SOIL AND SEDIMENT FROM THE SITE TO PREVENT TRACKING OF SOIL ON TO ADJACENT PROPERTIES VIA RUNOFF, WHEEL TRACKING, OR WIND.
- 4) APPROPRIATE BMPs FOR CONSTRUCTION-RELATED MATERIALS, WASTES, SPILLS OR LEAKS SHALL BE IMPLEMENTED TO PREVENT TRACKING OF MATERIALS ON TO ADJACENT PROPERTIES VIA RUNOFF, WHEEL TRACKING, OR WIND.
- 5) RAINFALL FROM CONSTRUCTION SITES AND VEHICLES SHOULD BE CONTAINED AT CONSTRUCTION SITES AND MUST NOT BE DISCHARGED TO RECEIVING WATERS OR THE LOCAL STORM DRAIN SYSTEM.
- 6) ALL CONSTRUCTION CONTRACTOR AND SUBCONTRACTOR PERSONNEL ARE TO BE MADE AWARE OF THE NPDES REGULATIONS AND THE REQUIREMENTS OF THE NPDES PERMIT MEASURES FOR THE PROJECT SITE AND ANY ASSOCIATED CONSTRUCTION SIGNING AREAS AND THE MATERIALS SHALL BE COLLECTED AND PROPERLY DISPOSED IN TRASH OR RECYCLED.
- 7) AT THE END OF EACH DAY OF CONSTRUCTION ACTIVITY ALL CONSTRUCTION DEBRIS AND WASTE MATERIALS SHALL BE REMOVED FROM THE CONSTRUCTION SITE.
- 8) CONSTRUCTION SITES SHALL BE MAINTAINED TO PREVENT THE RELEASE OF STORM WATER (NON-STORMWATER DISCHARGES) ARE PROHIBITED, EXCEPT AS AUTHORIZED BY THE NPDES PERMIT. NON-STORMWATER DISCHARGES INCLUDE, BUT ARE NOT LIMITED TO, SPILL OR LEAKS OF OIL, GREASE, FUELS, ANTIFREEZE, COOLANTS, HYDRAULIC FLUIDS, LUBRICANTS, AND HYDRAULIC FLUIDS, AND OTHER TOXIC SUBSTANCES, INCLUDING BUT NOT LIMITED TO, PAINTS, SOLVENTS, AND OTHER TOXIC SUBSTANCES. WASTES FROM FOOD/CAMPBELL SYSTEM CLEANING OR CHEMICAL CLEANING SHALL BE STORED IN A CONTAINED MANNER AND NOT DISCHARGED TO RECEIVING WATERS OR THE LOCAL STORM DRAIN SYSTEM.
- 9) DISCHARGING CONTAMINATED GROUNDWATER PRODUCED BY DEWATERING GROUNDWATER CONTAMINATED SOILS OR SURFACE EROSION TO ANY RECEIVING WATER BODY OR NON-CONTAMINATED GROUNDWATER PRODUCED BY DEWATERING ACTIVITIES MAY REQUIRE A PERMIT FROM THE REGIONAL BOARD.
- 10) CONSTRUCTION SITES SHALL BE MAINTAINED TO MINIMIZE THE EXPOSURE OF SOIL TO THE AIR AND THE USE OF TEMPORARY AND PERMANENT SOIL STABILIZATION.
- 11) BMPs TO PREVENT TRACKING OF SOIL ON TO ADJACENT PROPERTIES SHALL BE INSPECTED PRIOR TO PREDICTED STORM EVENTS AND FOLLOWING STORM EVENTS.

STORM WATER POLLUTION CONTROL REQUIREMENTS

1. EROSION CONTROL MEASURES SHALL BE MAINTAINED AND MAINTAINED TO ENSURE AND/OR PREVENT THE ENTRANCE OF SOIL IN RUNOFF FROM DISTURBED SOIL AREAS ON CONSTRUCTION SITES.
2. SEDIMENT CONTROL BMPs SHALL BE IMPLEMENTED AND MAINTAINED TO PREVENT AND/OR REDUCE THE TRANSPORT OF SOIL FROM THE CONSTRUCTION SITE.
3. TRUCKS AND EQUIPMENT SHALL BE WASHED TO REMOVE EXCESSIVE SOIL AND SEDIMENT FROM THE SITE TO PREVENT TRACKING OF SOIL ON TO ADJACENT PROPERTIES VIA RUNOFF, WHEEL TRACKING, OR WIND.
- 4) APPROPRIATE BMPs FOR CONSTRUCTION-RELATED MATERIALS, WASTES, SPILLS OR LEAKS SHALL BE IMPLEMENTED TO PREVENT TRACKING OF MATERIALS ON TO ADJACENT PROPERTIES VIA RUNOFF, WHEEL TRACKING, OR WIND.
- 5) RAINFALL FROM CONSTRUCTION SITES AND VEHICLES SHOULD BE CONTAINED AT CONSTRUCTION SITES AND MUST NOT BE DISCHARGED TO RECEIVING WATERS OR THE LOCAL STORM DRAIN SYSTEM.
- 6) ALL CONSTRUCTION CONTRACTOR AND SUBCONTRACTOR PERSONNEL ARE TO BE MADE AWARE OF THE NPDES REGULATIONS AND THE REQUIREMENTS OF THE NPDES PERMIT MEASURES FOR THE PROJECT SITE AND ANY ASSOCIATED CONSTRUCTION SIGNING AREAS AND THE MATERIALS SHALL BE COLLECTED AND PROPERLY DISPOSED IN TRASH OR RECYCLED.
- 7) AT THE END OF EACH DAY OF CONSTRUCTION ACTIVITY ALL CONSTRUCTION DEBRIS AND WASTE MATERIALS SHALL BE REMOVED FROM THE CONSTRUCTION SITE.
- 8) CONSTRUCTION SITES SHALL BE MAINTAINED TO PREVENT THE RELEASE OF STORM WATER (NON-STORMWATER DISCHARGES) ARE PROHIBITED, EXCEPT AS AUTHORIZED BY THE NPDES PERMIT. NON-STORMWATER DISCHARGES INCLUDE, BUT ARE NOT LIMITED TO, SPILL OR LEAKS OF OIL, GREASE, FUELS, ANTIFREEZE, COOLANTS, HYDRAULIC FLUIDS, LUBRICANTS, AND HYDRAULIC FLUIDS, AND OTHER TOXIC SUBSTANCES, INCLUDING BUT NOT LIMITED TO, PAINTS, SOLVENTS, AND OTHER TOXIC SUBSTANCES. WASTES FROM FOOD/CAMPBELL SYSTEM CLEANING OR CHEMICAL CLEANING SHALL BE STORED IN A CONTAINED MANNER AND NOT DISCHARGED TO RECEIVING WATERS OR THE LOCAL STORM DRAIN SYSTEM.
- 9) DISCHARGING CONTAMINATED GROUNDWATER PRODUCED BY DEWATERING GROUNDWATER CONTAMINATED SOILS OR SURFACE EROSION TO ANY RECEIVING WATER BODY OR NON-CONTAMINATED GROUNDWATER PRODUCED BY DEWATERING ACTIVITIES MAY REQUIRE A PERMIT FROM THE REGIONAL BOARD.
- 10) CONSTRUCTION SITES SHALL BE MAINTAINED TO MINIMIZE THE EXPOSURE OF SOIL TO THE AIR AND THE USE OF TEMPORARY AND PERMANENT SOIL STABILIZATION.
- 11) BMPs TO PREVENT TRACKING OF SOIL ON TO ADJACENT PROPERTIES SHALL BE INSPECTED PRIOR TO PREDICTED STORM EVENTS AND FOLLOWING STORM EVENTS.

CURB INLET SEDIMENTATION BARRIERS CONSTRUCTION SPECIFICATIONS (PRECISE GRADING)

1. BARRIERS SHALL BE PLACED ON GENTLY SLOPING STREETS WHERE WATER CAN FLOW OFF THE STREET.
2. THE BARRIERS SHALL ALLOW FOR PASSAGE OF WATER FROM THE STREET TO THE CURB AND SHALL BE CONSTRUCTED USING COT. SIDE PLANS 813 OR 814 A SHOWN.
3. GRAVEL BAGS SHALL BE FILLED WITH 3/4" WASH (19 mm) DRAIN ROCK OR 1/4" INCH (6 mm) PEA GRAVEL.
4. GRAVEL BAGS SHALL BE PLACED IN A CURVED ROW FROM THE TOP OF CURB AT POINTING UPHELD 12" INTO THE STREET. THE ROW SHOULD BE CURVED AT THE END.
5. LAYERS OF BAGS SHALL BE OVER LAPPED AND PACKED TIGHTLY.
6. LEAVE ONE GRAVEL BAG CAP IN THE TOP ROW TO ACT AS A SPILLWAY.

INSPECTION & MAINTENANCE

1. THE CONTRACTOR SHALL INSPECT AND CLEAN BARRIERS DURING AND AFTER EACH STORM AND REMOVE SEDIMENT FROM BEHIND GRAVEL BAG STRUCTURE AFTER EACH STORM.
2. ANY SEDIMENT AND GRAVEL SHALL BE IMMEDIATELY REMOVED FROM THE TRAVELED WAY OF ROADS.
3. THE REMOVED SEDIMENT SHALL BE PLACED WHERE IT CANNOT ENTER A STORM DRAIN, STREET, OR BE TRANSPORTED BY WIND.
4. ALL BAGS AND TRUCKS TO BE CLEARED WITH SEDIMENT, IF MUST BE REMOVED FROM THE SITE AND TO BE RECYCLED OR OTHERWISE DISPOSED.
5. ALL BAGS AND TRUCKS TO BE CLEARED WITH SEDIMENT, IF MUST BE REMOVED FROM THE SITE AND TO BE RECYCLED OR OTHERWISE DISPOSED.

EROSION CONTROL GRADING REQUIREMENTS (ROUGH GRADING)

1. ALL EARTHWORK REFERENCED TO CONSTRUCTION EROSION CONTROL MEASURES SHALL CONTAIN TO COUNTY GRADING REGULATIONS.
2. YARDAGE SHOWN ON THE PLANS ARE APPROXIMATE ESTIMATES OF WORK TO BE DONE TO PREPARE THE SITE FOR CONSTRUCTION. CONTRACTOR SHALL VERIFY FIELD CONDITIONS AND QUANTITIES PRIOR TO COMMENCING WORK.
3. THE CONTRACTOR SHALL MAKE PROVISION FOR CONSEQUENT GRADUATION AT ALL TIMES TO MAINTAIN AN ACCEPTABLE CONDITION FOR THE CONSTRUCTION.
4. EXISTING STRUCTURES AND DEERS FOUND WITHIN WORK AREA SHALL BE REMOVED FROM SITE AND DEPOSED BY THE CONTRACTOR.
5. ALL EXISTING STRUCTURES AND DEERS FOUND WITHIN WORK AREA SHALL BE REMOVED FROM SITE AND DEPOSED BY THE CONTRACTOR.
6. ALL FILL PLACED OVER EXISTING SLOPING TERRAIN SHALL BE SUPPORTED ON HORIZONTAL BENCH TO INTO COMPACTED MATERIAL.
7. ALL FILL PLACED OVER EXISTING SLOPING TERRAIN SHALL BE SUPPORTED ON HORIZONTAL BENCH TO INTO COMPACTED MATERIAL.
8. ALL FILL SHALL BE COMPACTED TO 95% OF MAXIMUM DENSITY AS DETERMINED BY A S.W. ENGINEERING TEST DIST. ONE TRLD TEST TO BE MADE FOR EACH TWO FEET OF FILL.
9. ALL FILL SHALL BE COMPACTED TO 95% OF MAXIMUM DENSITY AS DETERMINED BY A S.W. ENGINEERING TEST DIST. ONE TRLD TEST TO BE MADE FOR EACH TWO FEET OF FILL.

EROSION CONTROL MAINTENANCE & INSPECTION

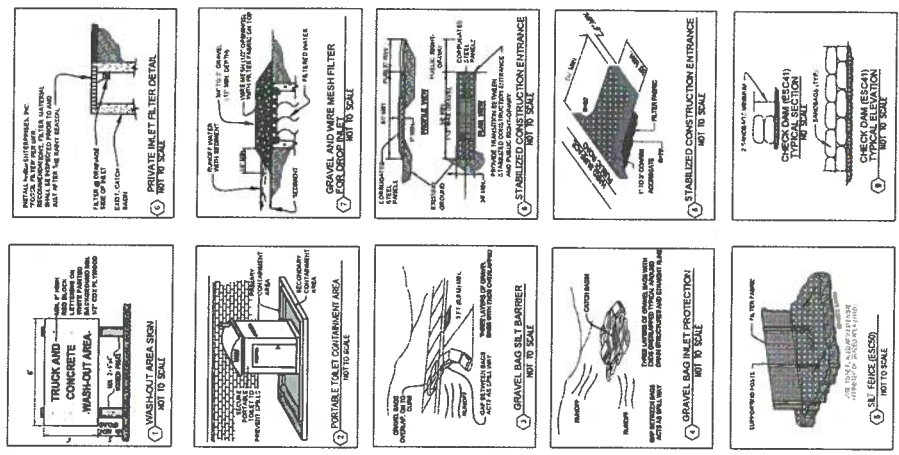
1. A STANDBY CREW FOR EMERGENCY WORK SHALL BE AVAILABLE DURING THE MAINTENANCE OF THE PROJECT. CONTRACT THE CONTRACTOR AT (951) 951-1111.
2. ALL SLE AND GRASS SHALL BE NEEDED FROM ALL DEVICES WHETHER SUCH MAY CAUSE A POTENTIAL HAZARD DOWNSTREAM.
3. THE MAINTENANCE OF ADDITIONAL DEVICES TO REDUCE EROSION DAMAGE IS AT THE DISCRETION OF THE COUNTY INSPECTOR.
4. PLANTING AND IRRIGATION OF SLOPES SHALL BE THE RESPONSIBILITY OF THE CONTRACTOR.
5. A PREVENTIVE PROGRAM TO PROTECT SLOPES FROM POTENTIAL DAMAGE FROM EROSION OF EXISTING SLOPES SHALL BE PERIODICALLY INSPECT SLOPES FOR EVIDENCE OF WEAR/DAMAGE.

EROSION & SEDIMENT CONTROL NOTES:

1. THESE NOTES ARE COMPLEMENTARY AND SHOULD BE APPLIED ACCORDING TO THE SPECIFICATIONS FOR EACH INDIVIDUAL PROJECT. THE CONTRACTOR OR DEVELOPER SHALL BE RESPONSIBLE FOR OBTAINING THE NECESSARY PERMITS FOR EROSION AND SEDIMENT CONTROL. THE CONTRACTOR SHALL BE RESPONSIBLE FOR OBTAINING THE NECESSARY PERMITS FOR EROSION AND SEDIMENT CONTROL. THE CONTRACTOR SHALL BE RESPONSIBLE FOR OBTAINING THE NECESSARY PERMITS FOR EROSION AND SEDIMENT CONTROL.
2. EMERGENCY 24 HOUR CONTACT INFORMATION:
 MR. DEAN WETTER, GENERAL MANAGER
 501 WEST COLUMBIAN AVENUE, SUITE 200
 SAN ANTONIO, TX 78208
 951-663-8089 24 HOUR PHONE
 wetter@eroseed.com
3. DURING THE RAINY SEASON (OCTOBER 1 - APRIL 30), THE CONTRACTOR OR DEVELOPER SHALL MAKE AVAILABLE, AS NECESSARY, EQUIPMENT AND WORKERS FOR EMERGENCY RESPONSE TO MAINTAIN EROSION CONTROL MEASURES THROUGHOUT THE SITE FOR IMMEDIATE IMPLEMENTATION.
4. CONSTRUCTION WASTE AND MISCELLANEOUS DEBRIS SHALL BE PLACED IN WATER-TIGHT CONTAINERS. CONSTRUCTION WASTE AND MISCELLANEOUS DEBRIS SHALL BE PLACED IN WATER-TIGHT CONTAINERS. CONSTRUCTION WASTE AND MISCELLANEOUS DEBRIS SHALL BE PLACED IN WATER-TIGHT CONTAINERS.
5. ALL PORTABLE TOILETS SHALL HAVE PLASTIC UNDER-LAYERS TO CONTAIN LEAKS. CONTAINERS SHALL BE PLACED ON THE DOWN-HILL SIDE OF THE LAYOUT TO PREVENT LEAKS FROM CONTAMINATING THE SITE.
6. THE COUNTY ENGINEER'S APPROVAL OF THIS PLAN DOES NOT RELIEVE THE CONTRACTOR OF THE OBLIGATION TO OBTAIN NECESSARY PERMITS AND TO OBTAIN NECESSARY PERMITS AND TO OBTAIN NECESSARY PERMITS.

DUST CONTROL NOTES:

1. DUST CONTROL MEASURES SHALL BE CONTROLLED TWENTY-FOUR (24) HOURS A DAY, SEVEN (7) DAYS A WEEK, WHETHER OR NOT THERE IS CURRENT ACTIVITY ON THE SITE.
2. RESPONSIBILITY FOR DUST CONTROL MEASURES SHALL BE THE CONTRACTOR'S.
3. DUST CONTROL MEASURES SHALL INCLUDE, BUT NOT BE LIMITED TO, THE APPLICATION OF WATER OR DUST SUPPRESSANTS, THE INSTALLATION OF WIND FENCING, AND THE INSTALLATION OF DUST SUPPRESSANTS.
4. ALL DUST SUPPRESSANTS SHALL BE APPLIED TO ALL EXPOSED SOILS AND MATERIALS.
5. ALL DUST SUPPRESSANTS SHALL BE APPLIED TO ALL EXPOSED SOILS AND MATERIALS.



APPROVED AS TO CONFORMANCE WITH APPLICABLE COUNTY STANDARDS AND PRACTICES.

RECORD	PLAN CHECK OVERSIGHT ENGINEER	DATE SIGNED	REGISTRATION NUMBER
DATE	DATE	DATE	DATE

811
Know what's below. Call before you dig.

NOTE:
 WORK CONTAINED WITHIN THESE PLANS SHALL NOT COMMENCE UNTIL AN ENCROACHMENT PERMIT AND/OR GRADING PERMIT HAS BEEN ISSUED.
 The public engineer's review, approval, and signature on these plans shall not constitute a warranty or representation by the engineer or the county of the accuracy or completeness of the information provided on these plans, or the suitability of the information provided on these plans for the intended use of the information provided on these plans.

DATE: 04/11/2023
 PREPARED UNDER THE SUPERVISION OF: [Signature]
 REGISTERED PROFESSIONAL ENGINEER

PRINCIPAL ENGINEER: [Signature]
 REGISTERED PROFESSIONAL ENGINEER

BENCHMARK: [Signature]
 REGISTERED PROFESSIONAL ENGINEER

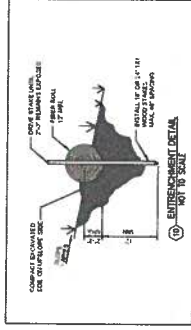
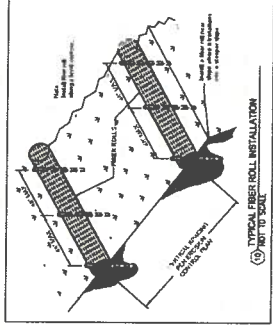
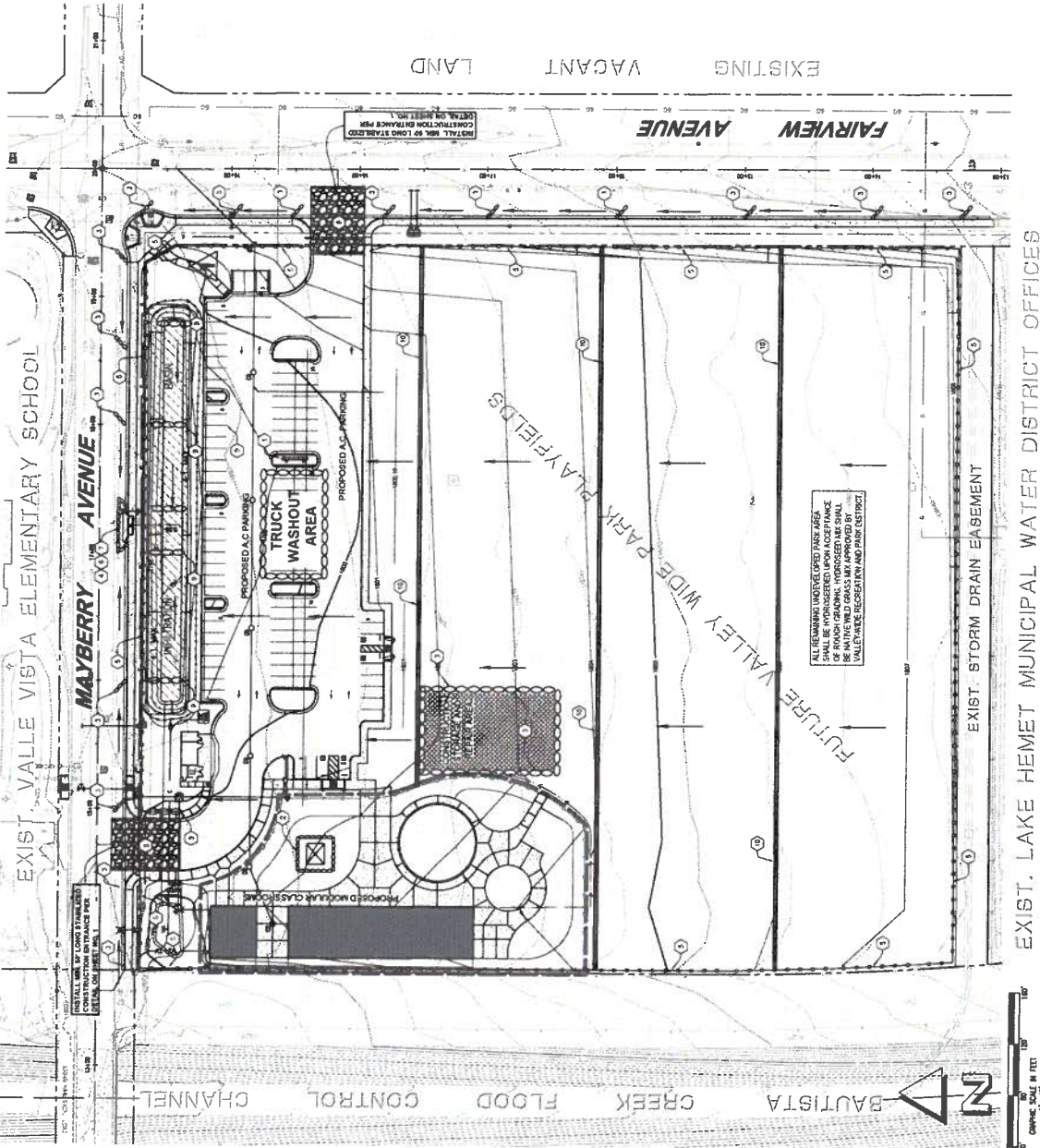
IN THE COUNTY OF RIVERSIDE
EROSION CONTROL PLAN
EXCHANGE CLUB PARK
 M.S. NO. 4023

SHEET NO. 10 OF 11 SHEETS
 CR-0811

IN THE UNINCORPORATED TERRITORY
OF THE COUNTY OF RIVERSIDE,
STATE OF CALIFORNIA

EXCHANGE CLUB PARK PUBLIC FACILITY EROSION CONTROL PLAN

MS NO. 4023



NOTE
FIBER ROLLS AND SILT FENCE TO BE RETAINED FOR VALLEY-WIDE USE

LEGEND:

- ① CONSTRUCTION NOTE PER DETAIL ON SHEET 11 OF 11
- ② APPROXIMATE SAMPLING LOCATIONS
- ③ EXISTING CONTOUR
- ④ INDICATES DIRECTION OF FLOW
- ⑤ INDICATES PORTABLE RESTROOM
- ⑥ INDICATES SANDBAGS TO BE PLACED PER ESD 41
- ⑦ INDICATES CONTROLLED ENTRANCE OR EXIT PER ESD 24
- ⑧ INDICATES INFILTRATION BASIN
- ⑨ INDICATES CONSTRUCTION MATERIAL LOADING, UNLOADING AND ACCESS AREA PER CAD
- ⑩ INDICATES PROPOSED BUILDING

811
Know what's below.
Call before you dig.

APPROVED AS TO CONFORMANCE WITH APPLICABLE COUNTY STANDARDS AND PRACTICES

RECORD	PLAN CHECK OVERSIGHT ENGINEER	REGISTRATION NUMBER	DATE SIGNED

DATE: 04/11/18
SCALE: 1" = 40' x 1" = 40'

PROJECT NO. 4023
SHEET NO. 11
OF 11 SHEETS

DATELINE ENGINEERING & ARCHITECTURE
200 SOUTH MAIN AVENUE, SUITE 400, ANAHEIM, CA 92801
TEL: 714.771.1111
WWW.DATELINEENGINEERING.COM

DATE: 04/11/18

PROFESSIONAL ENGINEER
DATELINE ENGINEERING & ARCHITECTURE
200 SOUTH MAIN AVENUE, SUITE 400, ANAHEIM, CA 92801
TEL: 714.771.1111
WWW.DATELINEENGINEERING.COM

DATE: 04/11/18

NO.	DATE	REVISION

NOTE: WORK CONTAINED WITHIN THESE PLANS SHALL NOT COMMENCE UNTIL AN ENCROACHMENT PERMIT AND/OR A GRADING PERMIT HAS BEEN ISSUED.

THE CLIENT'S RESPONSIBILITY IS TO OBTAIN ALL NECESSARY PERMITS AND TO BE RESPONSIBLE FOR OBTAINING ALL NECESSARY PERMITS AND TO BE RESPONSIBLE FOR OBTAINING ALL NECESSARY PERMITS AND TO BE RESPONSIBLE FOR OBTAINING ALL NECESSARY PERMITS.

ISSUED BY ADDENDUM NO. 1 ATTACHMENT "C"



Juan C. Perez, P.E., T.E.
Director of Transportation and Land
Management

COUNTY OF RIVERSIDE

TRANSPORTATION AND LAND MANAGEMENT AGENCY



Patricia Romo, P.E.
Assistant Director of Transportation

Transportation Department

ADDENDUM NUMBER 2

Dated April 21, 2016

to the
Specifications and Contract Documents
for the construction of

Exchange Club Park
Frontage Improvements Project
Mayberry Avenue and Fairview Avenue
Community of Valle Vista
Project No. C6-0081

Bids Due: Wednesday, April 27, 2016; 2:00 p.m.
14th Street Transportation Annex
3525 14th Street; Riverside, CA 92501
(951) 955-6780

This Addendum is issued pursuant to the Instructions to Bidders, Item No. 8, of the Contract Documents for the reference project. This Addendum is issued as a supplement to the specification and special provisions for the referenced project. The revisions to the specifications shall become a part of the Contract Documents, and each bidder shall acknowledge receipt thereof on the Bid (Proposal). Bidders are directed to sign this addendum as acknowledged, and attach the signed addendum to the contractor's submitted proposal.

Note: During the advertisement period of this project, this document and attachments (if any) are available upon request at the office of the Transportation Department, and are available as a free download at the Transportation Department's website:

<http://rctlma.org/trans/Contractors-Corner/Notices-Inviting-Bids>

MODIFICATIONS / CLARIFICATIONS TO SPECIAL PROVISIONS:

Item 1: Revised Proposal. Refer to "Proposal" pages B2-B4 and "Revised Proposal" Attachment "A" of Addendum No. 1. Delete and replace "Proposal" (pages B2 through B4) and "Revised Proposal" as issued by Addendum No. 1 with "Proposal (Revised)" attached herewith as **Attachment "A"**. The following changes have been made to the Proposal:

a. Estimated Quantities are revised for the following bid items:

Item 32.C, "MINOR CONCRETE (MISCELLANEOUS CONSTRUCTION) [6" THICK V-GUTTER]"
Item 47, "2" SERVICE CONNECTIONS (PER LHMWD STD. H-4)"
Item 47.A, "1" SERVICE CONNECTIONS (PER LHMWD STD. H-5)"

b. The following bid items have been added:

Item 32.D, "MINOR CONCRETE (UNDER SIDEWALK DRAIN CAST IN PLACE) (CRS 309)"
Item 33.B, "ROCK SLOPE PROTECTION (No. 1, METHOD B) [6" ROCK]"

Item 2: Clarification, Pre-Watering Time. Refer to Section 19-10, Site Grading, and Section 00-1.03, Time of Completion, of the Special Provisions.

It is anticipated that grading will be performed during a dry period, pre-watering of the soil may be required prior to commencement of site grading.

Contractor may start pre-watering the site in advance of receiving a written "Notice to Proceed". Access to the site will be coordinated during the preconstruction meeting.

The "Notice to Proceed" is anticipated to be issued no later than June 20, 2016.

Item 3: Addition of Reference Drawings. Refer to Appendix B, Reference Drawings, of the Special Provisions. The following reference drawings are added by **Attachment "B"** and made part hereby:

- County Std. 309 for Under Sidewalk Drain Cast in Place

MODIFICATIONS / CLARIFICATIONS TO THE PLANS

Item 4: Add Construction of Under Sidewalk Drain. Refer to plans sheet 3 of 11.

On Sheet 3 of 11, the following note is added at Station 17+05 (South Side of Mayberry Avenue):

Construct Under Sidewalk Drain per County Standard No. 309
1,798.51 TC
1,797.84 FL

Item 5: Revision of Service Connection Size at One Location. Refer to plans sheet 3 of 11.

On Sheet 3 of 11, Mayberry Avenue, at Station 15+64.93, delete the proposed 1" service connection and replace it with a 2" service connection.

Item 6: Grading General Notes. Refer to "Grading General Notes" on sheet 7 of 11 of the plans. Delete the Grading General Notes found on sheet 7 of 11 of the plans and replace them with the following Grading General Notes:

GRADING GENERAL NOTES

GENERAL

1. All grading shall conform to the 2013 California Building Code Chapter 17, 18 & Appendix-J as amended by Ordinance 457.
2. All property corners, grading boundaries and all Conservation Areas/Least Sensitive Area (LSA) determined by the Environmental Programs Department (EPD) shall be clearly delineated and staked in the field prior to commencement of any construction/grading.
3. All work under this permit shall be applicable to work within the property lines.
4. All grading shall be done under the supervision of a soils engineer in conformance with the recommendations of the preliminary soils investigation prepared by Inland Foundation Engineering, Inc. dated April 7, 2016.

5. Compacted fill to support any structures shall comply with Section 1803.5.8. Projects without a preliminary soils report shall include detailed specifications in accordance with Sections 1803.2 and 1803.5 prepared by the engineer of record.
6. The contractor shall notify Underground Service Alert, two days before digging at 1-800-422-4133.

CUT/FILL

7. Maximum cut and fill slope = 2:1 (horizontal to vertical).
8. No fill shall be placed on existing ground until the ground has been cleared of weeds, topsoil and other deleterious material. Fills should be placed in thin lifts (8-inch max or as recommended in the soils report), compacted and tested throughout the grading process until final grades are attained. All fills on slopes steeper than 5 to 1 (horizontal to vertical) and a height greater than 5 feet shall be keyed and benched into firm natural soil for full support. The bench under the toe must be 10 feet wide minimum.
9. The slope stability for cut and fill slopes over 30 feet in vertical height, or cut slopes steeper than 2:1 have been verified with a factor of safety of at least 1.5.
10. No rock or similar irreducible material with a maximum dimension greater than 12 inches shall be buried or placed in fills closer than 10 feet to the finished grade.

DRAINAGE, EROSION / DUST CONTROL

11. Drainage across property lines shall not exceed that which existed prior to grading. Excess or concentrated drainage shall be contained on site or directed to an approved drainage facility. Erosion of the ground in the area of discharge shall be prevented by installation of non-erosive down drains or other devices.
12. Provide a paved slope interceptor drain along the top of cut slopes where the drainage path is greater than 40 feet towards the cut slope.
13. Provide 5' wide by 1' high berm along the top of all fill slopes steeper than 3:1 (horizontal to vertical).
14. The ground surface immediately adjacent to the building foundation shall be sloped away from the building at a slope of not less than one unit vertical in 20 units horizontal (5-percent slope) for a minimum distance of 10 feet measured perpendicular to the face of the foundation.
15. No obstruction of natural water courses shall be permitted.
16. During rough grading operations and prior to construction of permanent drainage structures, temporary drainage control (Best Management Practices, BMPs) shall be in place to prevent ponding water and drainage to adjacent properties.
17. Dust control shall be controlled by watering or other approved methods.
18. Fugitive Dust control: Construction sites subject to PM10 Fugitive Dust Mitigation shall comply with AQMD Rule 403.1.
19. All existing drainage courses and storm drain facilities shall continue to function. Protective measures and temporary drainage provisions must be used to protect adjoining properties during grading operations.

NPDES: When one acre or more is being disturbed:

1. Construction site Best Management Practices (BMPs) for the management of storm water and non-stormwater discharges shall be installed per the grading plan. Arrangements shall be made by the contractor to retain the SWPPP on the jobsite throughout the time of construction. The implementation and maintenance of the site BMPs is required to minimize jobsite erosion and sedimentation. The contractor shall maintain those BMPs throughout the time of construction.
2. Erosion control BMPs shall be implemented and maintained to prevent and/or minimize the entrainment of soil in runoff from disturbed soil areas on construction sites.
3. Sediment control BMPs shall be implemented and maintained to prevent and/or minimize the transport of soil from the construction site.
4. The construction site shall be managed to minimize the exposure time of disturbed soil areas through phasing and scheduling of grading and the use of temporary and permanent soil stabilization.
5. Once disturbed, slopes (temporary or permanent) shall be stabilized if they will not be worked within 21 days. During storm season, all slopes shall be stabilized prior to predicted storm event. Construction sites shall be revegetated as early as feasible after soil disturbance.

6. Stockpiles of soil shall be properly contained to eliminate or reduce sediment transport from the site or streets, drainage facilities or adjacent properties via runoff, vehicle tracking, or wind.
7. Construction sites shall be maintained in such a condition that a storm does not carry wastes or pollutants off the site. Discharges other than stormwater (non-stormwater discharges) are prohibited, except as authorized by an individual NPDES permit, the statewide General Permit-Construction Activity. Potential pollutants include but are not limited to: solid or liquid chemical spills; wastes from paints, stains, sealants, solvents, detergents, glues, lime, pesticides, herbicides, fertilizers, wood preservatives, and asbestos fibers, paint flakes or stucco fragments, fuels, oils, lubricants, and hydraulic, radiator or battery fluids, concrete and related cutting or curing residues; floatable wastes; wastes from engine/equipment steam cleaning or chemical degreasing; wastes from street cleaning; and super-chlorinated potable water from line flushing and testing. During construction, disposal of such materials should occur in a specified and controlled temporary area on-site physically separate from potential stormwater runoff, with ultimate disposal in accordance with local, state and federal requirements.
8. Runoff from equipment and vehicle washing shall be contained at construction site and must not be discharged to receiving waters or local storm drain system.
9. Appropriate BMPs for construction-related materials, wastes, spills or residues shall be implemented to eliminate or reduce transport from the site to streets, drainage facilities, or adjoining properties by wind or runoff.
10. All construction contractors and subcontractor personnel are to be trained in the implementation and use of the required BMPs and good housekeeping measures for the project site and any associated construction staging areas and all training documentation shall be maintained in the SWPPP.
11. Discharging contaminated groundwater produced by dewatering groundwater that has infiltrated into the construction site is prohibited. Discharging of contaminated soils via surface erosion is also prohibited. Discharging non-contaminated groundwater produced by dewatering activities may require a National Pollutant Discharge Elimination System (NPDES) permit from the Regional Water Quality Control Board.
12. BMPs shall be maintained at all times. In addition, BMPs shall be inspected prior to predicted storm events and following storm events.
13. At the end of each day of construction activity, all construction debris and waste materials shall be collected and properly disposed of in trash or recycle bins.

Item 7: Add Installation of Rock Slope Protection. Refer to plans sheet 8 of 11 and sheet 9 of 11.

On Sheets 8 and 9 of 11, the following note is added at the 12" curb openings (refer to Construction Note 5), at the low point and at the outlet of the 3-6" HDPE (refer to Construction Note 25) in the infiltration basin:

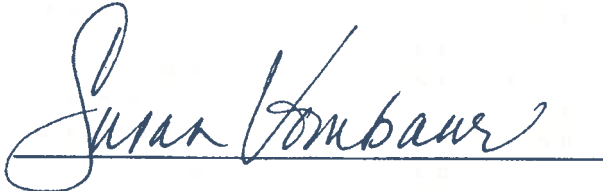
Install Rock Slope Protection (RIP-RAP), 6' Rock, as Directed by the Engineer


Item 8: Addition of Extra V-Gutter Construction. Refer to construction note No. 38 on plans sheet 8 of 11 and sheet 9 of 11.

Although shown as "Not in Contract" (N.I.C.) on the plans, 6" thick V-gutter corresponding to construction note No. 38 is now included in the project and made a part hereby.

Quantity for bid item No. 32.C, Minor Concrete (Miscellaneous Construction) [6" V-Gutter], has been modified to include this additional work.

This addendum has been prepared under the direction of the following registered Civil Engineer(s):


Susan Vombaur, PE



Concurrence:

 4/20/16
Khalid Nasim, PE
Engineering Division Manager

Acknowledged: _____ **Date:** _____
(Contractor)

JRJ:jj:rr

Note: Refer to Instruction to Bidders Item No. 8, "Addenda". Submission of all addendum pages and non-bidding document attachments of addendum are not necessary for Bid submittal. Submittal of this acknowledgement page is adequate for Bid reception. Bidders are reminded to list addendum number(s) received on the first page of the Bid form (Proposal).

ATTACHMENTS

A – Revised Proposal

B – Reference Drawings

**Exchange Club Park
Frontage Improvements Project
Mayberry Avenue and Fairview Avenue
Community of Valle Vista
Project No. C6-0081**

REVISED PROPOSAL

Bid Schedule 1

Mayberry Avenue and Fairview Avenue Frontage Improvements

ITEM No.	ITEM CODE	ITEM	UNIT	ESTIMATED QUANTITY	ITEM PRICE (IN FIGURES)	TOTAL (IN FIGURES)
1	760090	MOBILIZATION, DEMOBILIZATION, AND FINAL CLEANUP	LS	1		
2	066102	DUST ABATEMENT	LS	1		
3	000001	ITEM DELETED BY ADDENDUM No. 1	----	----	----	----
4	120100	TRAFFIC CONTROL SYSTEM	LS	1		
5	160101	CLEARING AND GRUBBING	LS	1		
6	170101	DEVELOP WATER SUPPLY	LS	1		
7	190101 (F)	ROADWAY EXCAVATION	CY	1,405		
8	260201	CLASS 2 AGGREGATE BASE	CY	915		
9	390130	HOT MIX ASPHALT	TON	1,021		
10	374002	ASPHALTIC EMULSION (FOG SEAL COAT)	TON	1.8		
11	731504	MINOR CONCRETE (CURB AND GUTTER) (CRS 201)	LF	1,105		
12	731521	MINOR CONCRETE (SIDEWALK) (CRS 401)	SQFT	7,050		
13	017312	MINOR CONCRETE (COMMERCIAL DRIVEWAY) (CRS 207A)	SQFT	1,780		
14	017315	MINOR CONCRETE (CURB RAMP) (1- CASE A, 1- MODIFIED CASE A, 2- CASE C)	EA	4		
15	017003	CATCH BASIN (CURB INLET) (CRS 300), W=14', [INCLUDING REMOVAL OF EXISTING INLET AND EXTENSION OF EXISTING RCP]	EA	1		
15.A	000003	DRAINAGE INLET FILTRATION	EA	1		
16	150742	REMOVE ROADSIDE SIGN	EA	5		
17	566012	ROADSIDE SIGN - ONE POST [STREET NAME SIGN]	EA	1		
18	566012	ROADSIDE SIGN - ONE POST	EA	3		
19	840656	PAINT TRAFFIC STRIPE (2-COAT)	LF	1,235		
19.A	597401	PAINT CURB (2-COAT) [RED]	LF	350		
20	840519	THERMOPLASTIC CROSS WALK AND PAVEMENT MARKINGS	SQFT	1,960		

Addendum No. 2, Page 7 of 11

Note: See 'Instructions to Bidders' item 15, Like Bid Items. "Like Bid Item" bidding requirement does not apply to this project.

REVISED PROPOSAL

Bid Schedule 1 (continued)

Mayberry Avenue and Fairview Avenue Frontage Improvements

ITEM No.	ITEM CODE	ITEM	UNIT	ESTIMATED QUANTITY	ITEM PRICE (IN FIGURES)	TOTAL (IN FIGURES)
21	010602	MISCELLANEOUS WORK (AS DIRECTED)	FA	1	25,000.00	25,000.00

BID SCH. 1

SUB-TOTAL:

ITEMS 1-21

"WORDS"

\$

Bid Schedule 2

Site Grading and Parking Lot Construction

ITEM No.	ITEM CODE	ITEM	UNIT	ESTIMATED QUANTITY	ITEM PRICE (IN FIGURES)	TOTAL (IN FIGURES)
22	066102	DUST ABATEMENT	LS	1		
23	160101	CLEARING AND GRUBBING	LS	1		
24	170101	DEVELOP WATER SUPPLY	LS	1		
25	074020	WATER POLLUTION CONTROL (ON-SITE AND STREET IMPROVEMENTS)	LS	1		
26	190101	OVER EXCAVATE, IMPORT MATERIAL, RECOMPACT & EXCAVATION (SITE GRADING)	LS	1		
27	260201	CLASS 2 AGGREGATE BASE	CY	640		
28	390130	HOT MIX ASPHALT (PARKING LOT PAVING)	TON	940		
29	000003	PVC CONDUIT INSTALLATION [FOR FUTURE PARKING LOT LIGHTING]	LF	500		
30	000003	6" TYPE "A-6" CONCRETE PARKING LOT CURB & GUTTER (CRS 200)	LF	1,000		
31	000003	6" TYPE "D" CONCRETE PARKING LOT CURB (CRS 204)	LF	600		
32	017317	MINOR CONCRETE (WIDENED CURB AT END STALLS IN PLANTERS)	SQFT	400		
32.A	731521	MINOR CONCRETE (SIDEWALK) (VWPD STD LC-02 AND LC-03)	SQFT	5,240		
32.B	731502	MINOR CONCRETE (MISCELLANEOUS CONSTRUCTION) [6" THICK PCC WITH 6x6-W1.4xW1.4 WELDED WIRE MESH]	SQFT	380		
32.C	731502	MINOR CONCRETE (MISCELLANEOUS CONSTRUCTION) [6" THICK V-GUTTER]	SQFT	1,150		
32.D	011503	MINOR CONCRETE (UNDER SIDEWALK DRAIN CAST IN PLACE) (CRS 309)	EA	1		
33	000003	2' X 2' CONCRETE CATCH BASIN (BROOKS No. 2424 T24 W/ STEEL GRATE) W/THREE (3) 6" HDPE DRAIN LINES TO INFILTRATION (DETENTION) BASIN	EA	1		
33.A	000003	3' X 3' BROOKS CB3636 CATCH BASIN (INCLUDING ONE (1) 12" HDPE DRAIN LINE TO BACK OF STREET CATCH BASIN ON MAYBERRY AVENUE)	EA	1		

Addendum No. 2, Page 8 of 11

Note: See 'Instructions to Bidders' item 15, Like Bid Items. "Like Bid Item" bidding requirement does not apply to this project.

REVISED PROPOSAL

Bid Schedule 2 (continued)

Site Grading and Parking Lot Construction

ITEM No.	ITEM CODE	ITEM	UNIT	ESTIMATED QUANTITY	ITEM PRICE (IN FIGURES)	TOTAL (IN FIGURES)
33.B	721026	ROCK SLOPE PROTECTION (No. 1, METHOD B) [6" ROCK]	CY	15		
34	000003	PARKING LOT STRIPING AND PAVEMENT MARKINGS, AND PARKING LOT BUMPERS	LS	1		
35	000003	PARKING LOT SIGNING [4 EA. HANDICAP STALLS & 2 EA. HANDICAP NOTICE AT DRIVEWAY ENTRANCES]	EA	6		
36	000003	PARKING LOT HANDICAPPED RAMPS	EA	3		
37	000003	6" PVC SCH 80 CONDUIT / SLEEVES FOR FUTURE, VERIZON & CATV	LF	140		
37.A	000003	5" PVC SCH 80 CONDUIT / SLEEVES FOR FUTURE, SCE	LF	380		
38	860401	STREET LIGHT (INSTALLATION OF CONDUIT AND PULL BOXES) [AT MAYBERRY AVENUE AND FAIRVIEW AVENUE]	LF	630		
39	000001	ITEM DELETED BY ADDENDUM No. 1	----	----	----	----
39.A	010602	MISCELLANEOUS WORK (AS DIRECTED)	FA	1	25,000.00	25,000.00
39.B	210430	HYDROSEED (GRADED AREAS)	ACRE	6.5		
39.C	000003	INSTALL 6' TUBULAR STEEL FENCING INCLUDING GATE	LF	715		

BID SCH. 2

SUB-TOTAL:

ITEMS 22-39.C

_____ \$

"WORDS"

Bid Schedule 3

Water Improvements

ITEM No.	ITEM CODE	ITEM	UNIT	ESTIMATED QUANTITY	ITEM PRICE (IN FIGURES)	TOTAL (IN FIGURES)
40	000003	6" FIRE HYDRANT ASSEMBLY W/GATE VALVE (PER LHMWD STD. H-2B)	EA	1		
40.A	000003	6" (PVC) WATER LINE	LF	180		
41	000003	6" DOUBLE CHECK DETECTOR ASSEMBLY (PER LHMWD STD. H-3)	EA	1		
42	000003	POST INDICATOR VALVE/FIRE DEPT. CONNECTION	EA	1		
43	000003	4" WATER LINE FOR FIRE SPRINKLERS	LF	120		
43.A	000003	6" MISCELLANEOUS FITTINGS	EA	2		
44	000001	ITEM DELETED BY ADDENDUM No. 1	----	----	----	----
45	000003	4" MISCELLANEOUS FITTINGS	EA	1		

Note: See 'Instructions to Bidders' item 15, Like Bid Items. "Like Bid Item" bidding requirement does not apply to this project.

Addendum No. 2, Page 9 of 11

REVISED PROPOSAL

Bid Schedule 3 (continued)

Water Improvements

ITEM No.	ITEM CODE	ITEM	UNIT	ESTIMATED QUANTITY	ITEM PRICE (IN FIGURES)	TOTAL (IN FIGURES)
46	000001	ITEM DELETED BY ADDENDUM No. 1	----	----	----	----
47	000003	2" SERVICE CONNECTIONS (PER LHMWD STD. H-4)	EA	2		
47.A	000003	1" SERVICE CONNECTIONS (PER LHMWD STD. H-5)	EA	1		
47.B	000003	THRUST BLOCKS	CY	2		
48	000001	ITEM DELETED BY ADDENDUM No. 1	----	----	----	----
49	000003	REMOVE 90 BEND & REPLACE WITH TEE FOR FIRE LINE (12X6X6)	EA	1		

BID SCH. 3

SUB-TOTAL: _____ \$ _____
ITEMS 40-49 "WORDS"

Bid Schedule 4

Sewer Improvements

ITEM No.	ITEM CODE	ITEM	UNIT	ESTIMATED QUANTITY	ITEM PRICE (IN FIGURES)	TOTAL (IN FIGURES)
50	000003	8" (PVC) SEWER LATERAL TO SCHOOL CLASS ROOMS P.O.C.	LF	720		
51	000003	CLEANOUTS @ 100-FOOT INTERVALS	EA	7		
51.A	000003	8" (PVC) SEWER WYE	EA	1		
52	000003	TIE INTO EXISTING SEWER MANHOLE IN FAIRVIEW AVENUE (LHMWD)	EA	1		

BID SCH. 4

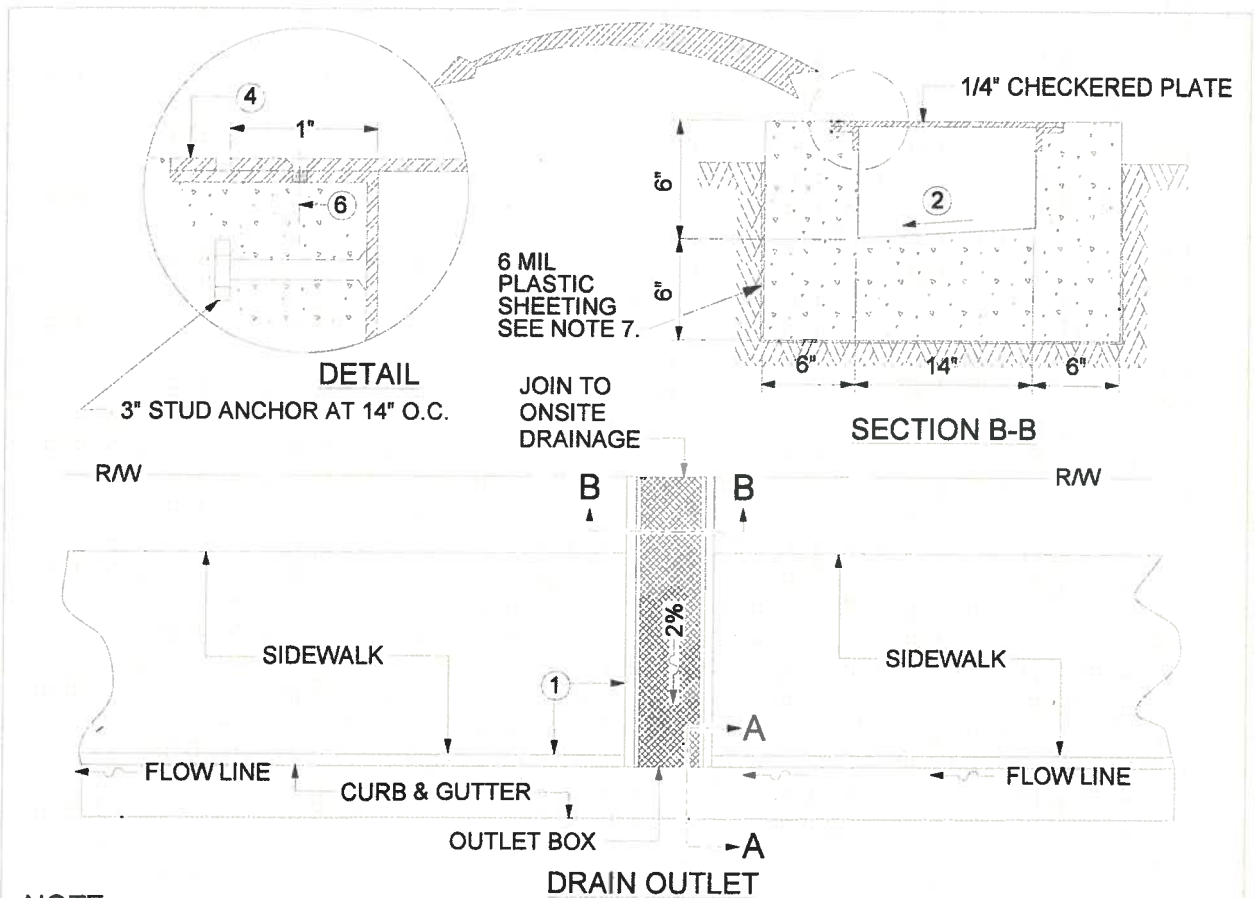
SUB-TOTAL: _____ \$ _____
ITEMS 50-52 "WORDS"

BID SCHEDULES 1, 2, 3 and 4

PROJECT TOTAL: _____ \$ _____
ITEMS 1-52 "WORDS"

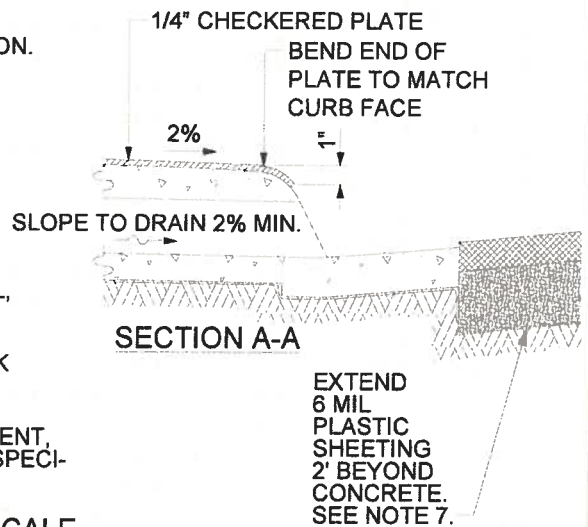
Addendum No. 2, Page 10 of 11

Note: See 'Instructions to Bidders' item 15, Like Bid Items. "Like Bid Item" bidding requirement does not apply to this project.



NOTE

- ① UNDER SIDEWALK DRAIN TO BE CONSTRUCTED AT 90°. VARIATIONS FROM 90° REQUIRE THE APPROVAL OF THE DIRECTOR OF TRANSPORTATION.
- ② SLOPE TO DRAIN TO ONE SIDE.
- ③ ALL EXPOSED METAL PARTS TO BE GALVANIZED AFTER FABRICATION.
- ④ 1 1/2" X 1 1/2" X 1/4" "L" FRAME WITH 3/8" X 1/4" STEEL STRIP WELDED TO FRAME.
- ⑤ CHECKERED PLATE SHALL BE GALVANIZED STEEL, MAXIMUM WIDTH 36".
- ⑥ FASTEN WITH 1/4" COARSE-THREAD COUNTERSINK METAL SCREWS AT 12" O.C..
- ⑦ WHEN ABUTTING SOIL HAS A HIGH SULFATE CONTENT, SPECIAL CONSIDERATIONS ARE REQUIRED. SEE SPECIFICATIONS (SECTION 16.04).



NOT TO SCALE

APPROVED BY:

George A. Johnson
 DIRECTOR OF TRANSPORTATION
 GEORGE A. JOHNSON, RCE 42328

DATE: 05/01/07



COUNTY OF RIVERSIDE

**UNDER SIDEWALK
 DRAIN
 CAST IN PLACE**

STANDARD NO. 309

REVISIONS	REV.	BY:	APR'D	DATE	REV.	BY:	APR'D	DATE
11-04	1				4			
	2				5			
	3				6			

Contract

THIS CONTRACT is entered into at Riverside, California as of the date set forth below is between County of Riverside hereafter called "County" and **BEADOR CONSTRUCTION COMPANY, INC.**, hereafter called "Contractor".

WITNESSETH

Recitals:

1. Contractor has submitted to County his Contractor's Proposal for the construction of County Project, **Exchange Club Park, Frontage Improvements Project, Mayberry Avenue and Fairview Avenue, Community of Valle Vista, Project No. C6-0081**, in strict accordance with the Contract Documents identified below and County has accepted said Proposal.
2. Contractor states that he has reexamined his Contractor's Proposal and found it to be correct, has ascertained that his subcontractors are properly licensed and possess the requisite skill and forces, has reexamined the site and Contract Documents and is of the opinion that he can presently do the work in accordance with the Contract Documents for the money set forth in his Proposal to be paid as provided in the Contract Documents.

Agreement:

It is agreed by the parties as follows:

1. Contract Documents

The entire Contract consists of the following: (a) The Construction Contract, (b) The Notice to Bidders, (c) The Instruction to Bidders, (d) The Bid, (e) The Bid Bond, (f) The Payment Bond, (g) The Performance Bond, (h) The General Conditions, (i) The Special Provisions, (j) The Standard Specifications of the State of California Department of Transportation edition of 2010 as modified in other portions of the Contract Documents and as amended by the State of California Department of Transportation, (k) The Standard Plans of the Department of Transportation identified on the plans or in the Special Provisions, (l) The Plans, (m) Addenda (**Two**), (n) The Determination of Prevailing Wage Rates for Public Works, (o) Any Change Orders issued, and (p) Any additional or supplemental specifications, notice, instructions and drawings issued in accordance with the provisions of the Contract Documents. All of said Documents presently in existence are by this reference incorporated herein with like effect as if here set forth in full and upon the proper issuance of other documents they shall likewise be deemed incorporated. The Bid Bond is exonerated upon execution of this Contract and the Payment Bond and Performance Bond.

2. The Work

Contractor shall do all tasks necessary to construct the work generally described in Recital No. 1 in accordance with the Contract Documents.

3. Prosecution, Progress and Liquidated Damages

Attention is directed to the provisions in Section 8-1.04, "Start of Job Site Activities", Section 8-1.05, "Time", and in Section 8-1.10 "Liquidated Damages" of the Standard Specifications and these Special Provisions.

Standard Specification Section 8-1.04B, "Standard Start" is modified to read as follows:

The Contractor shall begin work within fifteen (15) calendar days, or as revised in the Special Provisions, of the date stated within the written "Notice to Proceed".

The Contractor shall notify the Engineer, in writing, of the Contractor's intent to begin work at least 72 hours before work is begun. If the project has more than one (1) location of work, Contractor shall submit a separate notice for each location. The notice shall be delivered to the Transportation Department's Construction Engineer and shall specify the date the Contractor intends to start at said location.

Should the Contractor begin work in advance of receiving a written "Notice to Proceed", any work performed by the Contractor in advance of the date stated in the "Notice to Proceed" shall be considered as having been done by the Contractor at his own risk and as a volunteer and subject to the following:

- A. The Contractor shall, on commencing operations, take all precautions required for public safety and shall observe all the provisions in the Specifications and the Special Provisions.
- B. All work done according to the Contract, prior to the issuance of the "Notice to Proceed", will be considered authorized work and will be paid for as provided in the contract.
- C. The Contractor shall not be entitled to any additional compensation or an extension of time for any delay, hindrance or interference caused by or attributable to commencement of work prior to the issuance of the "Notice to Proceed".

4. Compensation

Contractor shall be paid in the manner set forth in the Contract Documents the amount of his Proposal as accepted by County, the above rates, subject to additions and deductions as provided in the Contract Documents. Said Proposal is on file in the Office of the Clerk of the Board of Supervisors of County.

**Exchange Club Park
Frontage Improvements Project
Mayberry Avenue and Fairview Avenue
Community of Valle Vista
Project No. C6-0081**

Contract

BASE BID SCHEDULE 1 – MAYBERRY AVENUE AND FAIRVIEW AVENUE FRONTAGE IMPROVEMENTS

ITEM No.	ITEM CODE	ITEM	UNIT	ESTIMATED QUANTITY	ITEM PRICE (IN FIGURES)	TOTAL (IN FIGURES)
1	760090	MOBILIZATION, DEMOBILIZATION, AND FINAL CLEANUP	LS	1	10,000.00	10,000.00
2	066102	DUST ABATEMENT	LS	1	3,000.00	3,000.00
3	000001	ITEM DELETED BY ADDENDUM No. 1	----	----	----	----
4	120100	TRAFFIC CONTROL SYSTEM	LS	1	60,555.00	60,555.00
5	160101	CLEARING AND GRUBBING	LS	1	3,000.00	3,000.00
6	170101	DEVELOP WATER SUPPLY	LS	1	4,000.00	4,000.00
7	190101(F)	ROADWAY EXCAVATION	CY	1,405	35.00	49,175.00
8	260201	CLASS 2 AGGREGATE BASE	CY	915	45.00	41,175.00
9	390130	HOT MIX ASPHALT	TON	1,021	75.00	76,575.00
10	374002	ASPHALTIC EMULSION (FOG SEAL COAT)	TON	1.8	1,750.00	3,150.00
11	731504	MINOR CONCRETE (CURB AND GUTTER) (CRS 201)	LF	1,105	25.00	27,625.00
12	731521	MINOR CONCRETE (SIDEWALK) (CRS 401)	SQFT	7,050	4.60	32,430.00
13	017312	MINOR CONCRETE (COMMERCIAL DRIVEWAY) (CRS 207A)	SQFT	1,780	6.10	10,858.00
14	017315	MINOR CONCRETE (CURB RAMP) (1- CASE A, 1- MODIFIED CASE A, 2- CASE C)	EA	4	3,000.00	12,000.00
15	017003	CATCH BASIN (CURB INLET) (CRS 300), W=14', [INCLUDING REMOVAL OF EXISTING INLET AND EXTENSION OF EXISTING RCP]	EA	1	15,000.00	15,000.00
15.A	000003	DRAINAGE INLET FILTRATION	EA	1	2,100.00	2,100.00
16	150742	REMOVE ROADSIDE SIGN	EA	5	63.00	315.00
17	566012	ROADSIDE SIGN - ONE POST [STREET NAME SIGN]	EA	1	420.00	420.00
18	566012	ROADSIDE SIGN - ONE POST	EA	3	280.00	840.00
19	840656	PAINT TRAFFIC STRIPE (2-COAT)	LF	1,235	2.40	2,964.00
19.A	597401	PAINT CURB (2-COAT) [RED]	LF	350	1.80	630.00
20	840519	THERMOPLASTIC CROSS WALK AND PAVEMENT MARKINGS	SQFT	1,960	2.80	5,488.00
21	010602	MISCELLANEOUS WORK (AS DIRECTED)	FA	1	25,000.00	25,000.00

BASE BID
SCHEDULE
No. 1
ITEMS 1-21

"Three hundred eighty six thousand, three hundred dollars and zero cents"
"WORDS"

\$386,300.00

Contract (continued)

BASE BID SCHEDULE 2 – SITE GRADING AND PARKING LOT CONSTRUCTION

ITEM No.	ITEM CODE	ITEM	UNIT	ESTIMATED QUANTITY	ITEM PRICE (IN FIGURES)	TOTAL (IN FIGURES)
22	066102	DUST ABATEMENT	LS	1	5,500.00	5,500.00
23	160101	CLEARING AND GRUBBING	LS	1	55,000.00	55,000.00
24	170101	DEVELOP WATER SUPPLY	LS	1	5,000.00	5,000.00
25	074020	WATER POLLUTION CONTROL (ON-SITE AND STREET IMPROVEMENTS)	LS	1	30,000.00	30,000.00
26	190101	OVER EXCAVATE, IMPORT MATERIAL, RECOMPACT & EXCAVATION (SITE GRADING)	LS	1	90,231.00	90,231.00
27	260201	CLASS 2 AGGREGATE BASE	CY	640	55.00	35,200.00
28	390130	HOT MIX ASPHALT (PARKING LOT PAVING)	TON	940	75.00	70,500.00
29	000003	PVC CONDUIT INSTALLATION [FOR FUTURE PARKING LOT LIGHTING]	LF	500	21.00	10,500.00
30	000003	6" TYPE "A-6" CONCRETE PARKING LOT CURB & GUTTER (CRS 200)	LF	1,000	22.00	22,000.00
31	000003	6" TYPE "D" CONCRETE PARKING LOT CURB (CRS 204)	LF	600	20.00	12,000.00
32	017317	MINOR CONCRETE (WIDENED CURB AT END STALLS IN PLANTERS)	SQFT	400	6.30	2,520.00
32.A	731521	MINOR CONCRETE (SIDEWALK) (VWPD STD LC-02 AND LC-03)	SQFT	5,240	5.60	29,344.00
32.B	731502	MINOR CONCRETE (MISCELLANEOUS CONSTRUCTION) [6" THICK PCC WITH 6x6-W1.4xW1.4 WELDED WIRE MESH]	SQFT	380	7.75	2,945.00
32.C	731502	MINOR CONCRETE (MISCELLANEOUS CONSTRUCTION) [6" THICK V-GUTTER]	SQFT	1,150	3.40	3,910.00
32.D	011503	MINOR CONCRETE (UNDER SIDEWALK DRAIN CAST IN PLACE) (CRS 309)	EA	1	1,850.00	1,850.00
33	000003	2' X 2' CONCRETE CATCH BASIN (BROOKS No. 2424 T24 W/ STEEL GRATE) W/THREE (3) 6" HDPE DRAIN LINES TO INFILTRATION (DETENTION) BASIN	EA	1	2,400.00	2,400.00
33.A	000003	3' X 3' BROOKS CB3636 CATCH BASIN (INCLUDING ONE (1) 12" HDPE DRAIN LINE TO BACK OF STREET CATCH BASIN ON MAYBERRY AVENUE)	EA	1	3,750.00	3,750.00
33.B	721026	ROCK SLOPE PROTECTION (No. 1, METHOD B) [6" ROCK]	CY	15	320.00	4,800.00
34	000003	PARKING LOT STRIPING AND PAVEMENT MARKINGS, AND PARKING LOT BUMPERS	LS	1	3,150.00	3,150.00
35	000003	PARKING LOT SIGNING [4 EA. HANDICAP STALLS & 2 EA. HANDICAP NOTICE AT DRIVEWAY ENTRANCES]	EA	6	210.00	1,260.00
36	000003	PARKING LOT HANDICAPPED RAMPS	EA	3	2,400.00	7,200.00
37	000003	6" PVC SCH 80 CONDUIT / SLEEVES FOR FUTURE, VERIZON & CATV	LF	140	22.00	3,080.00
37.A	000003	5" PVC SCH 80 CONDUIT / SLEEVES FOR FUTURE, SCE	LF	380	16.00	6,080.00
38	860401	STREET LIGHT (INSTALLATION OF CONDUIT AND PULL BOXES) [AT MAYBERRY AVENUE AND FAIRVIEW AVENUE]	LF	630	18.00	11,340.00

Contract (continued)

39	000001	ITEM DELETED BY ADDENDUM No. 1	----	----	----	----
39.A	010602	MISCELLANEOUS WORK (AS DIRECTED)	FA	1	25,000.00	25,000.00
39.B	210430	HYDROSEED (GRADED AREAS)	ACRE	6.5	1,450.00	9,425.00
39.C	000003	INSTALL 6' TUBULAR STEEL FENCING INCLUDING GATE	LF	715	41.00	29,315.00

BASE BID
SCHEDULE

No. 2 “Four hundred eighty three thousand, three hundred dollars and zero cents” **\$483,300.00**
ITEMS 22-39.C “WORDS”

BASE BID SCHEDULE 3 – WATER IMPROVEMENTS

ITEM No.	ITEM CODE	ITEM	UNIT	ESTIMATED QUANTITY	ITEM PRICE (IN FIGURES)	TOTAL (IN FIGURES)
40	000003	6" FIRE HYDRANT ASSEMBLY W/GATE VALVE (PER LHMWD STD. H-2B)	EA	1	20,000.00	20,000.00
40.A	000003	6" (PVC) WATER LINE	LF	180	70.00	12,600.00
41	000003	6" DOUBLE CHECK DETECTOR ASSEMBLY (PER LHMWD STD. H-3)	EA	1	10,000.00	10,000.00
42	000003	POST INDICATOR VALVE/FIRE DEPT. CONNECTION	EA	1	8,500.00	8,500.00
43	000003	4" WATER LINE FOR FIRE SPRINKLERS	LF	120	34.00	4,080.00
43.A	000003	6" MISCELLANEOUS FITTINGS	EA	2	700.00	1,400.00
44	000001	ITEM DELETED BY ADDENDUM No. 1	----	----	----	----
45	000003	4" MISCELLANEOUS FITTINGS	EA	1	1,250.00	1,250.00
46	000001	ITEM DELETED BY ADDENDUM No. 1	----	----	----	----
47	000003	2" SERVICE CONNECTIONS (PER LHMWD STD. H-4)	EA	2	3,500.00	7,000.00
47.A	000003	1" SERVICE CONNECTIONS (PER LHMWD STD. H-5)	EA	1	5,470.00	5,470.00
47.B	000003	THRUST BLOCKS	CY	2	1,200.00	2,400.00
48	000001	ITEM DELETED BY ADDENDUM No. 1	----	----	----	----
49	000003	REMOVE 90 BEND & REPLACE WITH TEE FOR FIRE LINE (12X6X6)	EA	1	5,000.00	5,000.00

BASE BID
SCHEDULE

No. 3 “Seventy seven thousand, seven hundred dollars and zero cents” **\$77,700.00**
ITEMS 40-49 “WORDS”

Contract (continued)

BASE BID SCHEDULE 4 – SEWER IMPROVEMENTS

ITEM No.	ITEM CODE	ITEM	UNIT	ESTIMATED QUANTITY	ITEM PRICE (IN FIGURES)	TOTAL (IN FIGURES)
50	000003	8" (PVC) SEWER LATERAL TO SCHOOL CLASS ROOMS P.O.C.	LF	720	40.00	28,800.00
51	000003	CLEANOUTS @ 100-FOOT INTERVALS	EA	7	410.00	2,870.00
51.A	000003	8" (PVC) SEWER WYE	EA	1	2,000.00	2,000.00
52	000003	TIE INTO EXISTING SEWER MANHOLE IN FAIRVIEW AVENUE (LHMWD)	EA	1	4,330.00	4,330.00

BASE BID
SCHEDULE
No. 4
ITEMS 50-52

"Thirty eight thousand dollars and zero cents"

"WORDS"

\$38,000.00

**PROJECT
TOTAL:**
ITEMS 1-52

"Nine hundred eighty five thousand, three hundred dollars and zero cents"

"WORDS"

\$985,300.00

**Exchange Club Park
Frontage Improvements Project
Mayberry Avenue and Fairview Avenue
Community of Valle Vista
Project No. C6-0081**

IN WITNESS WHEREOF the parties hereto have executed this Contract as of the date set forth below.


COUNTY OF RIVERSIDE

BEADOR CONSTRUCTION COMPANY, INC.

BY: _____

BY: _____

Chairman, Board of Supervisors


DAVID A. BEARD


DATED: _____

TITLE: President
(If Corporation, affix Seal)

ATTEST:

ATTEST: _____

Kecia Harper-Ihem, Clerk of the Board


DAVID A. BEARD

BY: _____

TITLE: SECRETARY

Deputy

Licensed in accordance with an act providing for the registration of Contractors,

License No.: 7204E3- "A"

Federal Employer Identification Number:

33-0802605

Department of Industrial Relations Registration Number:

100009909

BY _____

"County"

"Corporation"
(Seal)

MINUTES OF FIRST MEETING OF
BEADOR CONSTRUCTION COMPANY, INC.
INCORPORATORS AND DIRECTORS OF
A CALIFORNIA CORPORATION

The Incorporators and Directors named in the Articles of Incorporation BEADOR CONSTRUCTION COMPANY, INC. a California Corporation, and constituting the Board of Directors of said corporation, held their first meeting at 514 MARGUERITE AVENUE, in the city of CORONA DEL MAR, county of ORANGE, state of CALIFORNIA May 20th 1998 1:00 P.M..

There were present at said meeting the following Directors constituting a quorum of the full Board:

DAVID BEADOR

On motion and by unanimous vote, David Beador as elected temporary chairman and David Beador as elected temporary secretary of the meeting.

The chairman announced that the meeting was held pursuant to written waiver of notice thereof and consent thereto signed by all of the Incorporators and Directors of the corporation named as such in the Articles of Incorporation; such waiver and consent was presented to the meeting and upon motion duly made, seconded, and unanimously carried, was made a part of the records of the meeting and now precedes the minutes of this meeting in the Book of Minutes of the corporation.

The chairman stated that the original Articles of Incorporation had been filed in the office of the California Secretary of State on May 20th, 1998 and that a copy thereof, certified by said Secretary of State, had been filed in the office of the County Clerk of Orange County, on May 20th, 1998 being the county in which the corporation is to have its principal office. The chairman then presented to the meeting a certified copy of said Articles of Incorporation showing filings as stated and the secretary was directed to insert said copy in the Book of Minutes of the corporation.

The matter of the adoption of Bylaws for the regulation of the corporation was next considered. The secretary presented to the meeting a form of Bylaws which were duly

considered and discussed. On motion duly made, seconded, and unanimously carried, the following resolution was adopted.

WHEREAS, the shareholders of this corporation have not as yet adopted any Bylaws for the regulation of its affairs; and

WHEREAS, there has been presented to this meeting a form of Bylaws for the regulation of the affairs of this corporation; and

WHEREAS, it is deemed to be to the best interests of this corporation and its shareholders that said Bylaws be adopted by this Board of Directors as and for the Bylaws of this corporation;

NOW, THEREFORE, BE IT RESOLVED, that the Bylaws presented to this meeting and discussed here and the same hereby are adopted as and for the Bylaws of this corporation.

RESOLVED, FURTHER, that the secretary of this corporation be and hereby is authorized and directed to execute a certificate of the adoption of said Bylaws and to insert said Bylaws as so certified in the Book of Minutes of this corporation.

The meeting then proceeded to the election of a president, a vice president, a secretary, and a treasurer. The following were duly elected to the offices indicated after the names of each:

President: David Beador

Vice President: David Beador

Secretary: David Beador

Treasurer: David Beador

Each officer so selected being present accepted their office, and thereafter the president presided at the meeting as chairman and the secretary acted as secretary of the meeting.

Performance Bond

Recitals:

1. **Beador Construction Company, Inc.** (Contractor) has entered into a Contract with COUNTY OF RIVERSIDE (County) for construction of public work known as **Exchange Club Park, Frontage Improvements Project, Mayberry Avenue and Fairview Avenue, Community of Valle Vista, Project No. C6-0081.**

2. _____, a _____ corporation (Surety), is the Surety under this Bond.

Agreement:

We, Contractor as Principal and Surety as Surety, jointly and severally agree, state, and are bound unto County, as obligee, as follows:

1. The amount of the obligation of this Bond is 100% of the estimated contract price for the Project of **\$985,300.00 (Nine hundred eighty five thousand, three hundred dollars and zero cents)** and inures to the benefit of County.

2. This Bond is exonerated by Contractor doing all things to be kept and performed by it in strict conformance with the Contract Documents for this project, otherwise it remains in full force and effect for the recovery of loss, damage and expense of County resulting from failure of Contractor to so act. All of said Contract Documents are incorporated herein.

3. This obligation is binding on our successors and assigns.

4. For value received, Surety stipulates and agrees that no change, time extension, prepayment to Contractor, alteration or addition to the terms and requirements of the Contract Documents or the work to be performed thereunder shall affect its obligations hereunder and waives notice as to such matters, except the total contract price cannot be increased by more than 10% without approval of Surety.

THIS BOND is executed as of _____.

By _____

By _____

By _____

Type Name _____

Title _____

Its Attorney in Fact
"Surety"

"Contractor"

(Corporate Seal)

(Corporate Seal)

NOTE: This Bond must be executed by both parties with corporate seal affixed. All signatures must be acknowledged. (Attach acknowledgements).

Payment Bond

(Public Works - Civil Code §9550 et seq.)

The makers of this Bond are **Beador Construction Company, Inc.**, as Principal and Original Contractor and _____, a corporation, authorized to issue Surety Bonds in California, as Surety, and this Bond is issued in conjunction with that certain public works contract to be executed between Principal and COUNTY OF RIVERSIDE a public entity, as Owner, for **\$985,300.00 (Nine hundred eighty five thousand, three hundred dollars and zero cents)**, the total amount payable. The amount of this bond is one hundred percent (100%) of said sum. Said contract is for public work generally consisting of **Exchange Club Park, Frontage Improvements Project, Mayberry Avenue and Fairview Avenue, Community of Valle Vista, Project No. C6-0081.**

The beneficiaries of this Bond are as is stated in 9554 of the Civil Code and requirements and conditions of this Bond are as is set forth in 9554, 9558, 9560 and 9564 of said code. Without notice, Surety consents to extension of time for performance, change in requirements, amount of compensation, or prepayment under said contract.

Dated: _____

Original Contractor – Principal

Surety

By _____

By _____

Its Attorney In Fact

Title _____

(If corporation, affix seal)

(Corporate Seal)

(Corporate Seal)

STATE OF _____
COUNTY OF _____ }

ss. SURETY'S ACKNOWLEDGEMENT

On _____ before me, _____ personally appeared, _____, known to me, or proved to me on the basis of satisfactory evidence, to be the person whose name is subscribed to the within instrument and acknowledged to me that he executed the same in his authorized capacities, and that by his signature on the instrument the person, or the entity upon behalf of which the person acted, executed the instrument.

WITNESS my hand and official seal.

Signature of Notary Public

Notary Public (Seal)

NOTE: This Bond must be executed by both parties with corporate seal affixed. All signatures must be acknowledged. (Attach acknowledgements).

Performance Bond

Recitals:

1. **Beador Construction Company, Inc.** (Contractor) has entered into a Contract with COUNTY OF RIVERSIDE (County) for construction of public work known as **Exchange Club Park, Frontage Improvements Project, Mayberry Avenue and Fairview Avenue, Community of Valle Vista, Project No. C6-0081.**

State National Insurance Company, Inc administered by
 2. **Contractor Managing General Insurance Agency, Inc.**, a Texas corporation (Surety),
 is the Surety under this Bond.

Agreement:

We, Contractor as Principal and Surety as Surety, jointly and severally agree, state, and are bound unto County, as obligee, as follows:

1. The amount of the obligation of this Bond is 100% of the estimated contract price for the Project of **\$985,300.00 (Nine hundred eighty five thousand, three hundred dollars and zero cents)** and inures to the benefit of County.
2. This Bond is exonerated by Contractor doing all things to be kept and performed by it in strict conformance with the Contract Documents for this project, otherwise it remains in full force and effect for the recovery of loss, damage and expense of County resulting from failure of Contractor to so act. All of said Contract Documents are incorporated herein.
3. This obligation is binding on our successors and assigns.
4. For value received, Surety stipulates and agrees that no change, time extension, prepayment to Contractor, alteration or addition to the terms and requirements of the Contract Documents or the work to be performed thereunder shall affect its obligations hereunder and waives notice as to such matters, except the total contract price cannot be increased by more than 10% without approval of Surety.

THIS BOND is executed as of May 16th, 2016
 Beador Construction Company, Inc

By [Signature] PRESIDENT
DAVID A. BEADOR

By [Signature] SECRETARY
DAVID A. BEADOR

State National Insurance Company, Inc. administered by
 Contractor Managing General Insurance Agency, Inc.

By [Signature]

Type Name Stephanie Hope Shear, Attorney-in-Fact

Title PRESIDENT SECRETARY

"Contractor"

Its Attorney in Fact
 "Surety"

(Corporate Seal)

(Corporate Seal)

NOTE: This Bond must be executed by both parties with corporate seal affixed. All signatures must be acknowledged. (Attach acknowledgements).

Bond No: CDGP102785

State National Insurance Company, Inc. Administered by:
CONTRACTOR MANAGING GENERAL INSURANCE AGENCY, INC.

Premium: \$22,169.00

POWER OF ATTORNEY

KNOW BY ALL THESE PRESENTS That STATE NATIONAL INSURANCE COMPANY, INC. a corporation organized and existing under the laws of the State of Texas, having its principal office in Bedford, Texas does hereby constitute and appoint

Stephanie Hope Shear

(individually, jointly, or severally)

its true and lawful agent and attorney(s)-in-fact to execute, seal and deliver for and on its behalf as surety, any and all bonds in an amount not to exceed:
Three Million and 00/100 Dollars (\$3,000,000)

and undertakings, contracts of indemnity and other writings obligatory in the nature thereof, which are or may be allowed, required or permitted by law, statute, rule, regulation, contract or otherwise.

The acknowledgement and execution of bond by said Attorney-in-Fact, shall be as binding upon STATE NATIONAL INSURANCE COMPANY, INC. as fully and amply, to all intents and purposes, as if the same had been duly executed and acknowledged by its regularly elected officers at the principal office.

RESOLVED that the signature and date of any authorized officer and the seal of the Company may be affixed by facsimile or other electronic image to any Power of Attorney or certification thereof authorizing the execution and delivery of any bond, undertaking, contracts of indemnity and other writings obligatory in the nature thereof, and such signature, date, and seal when so used shall have the same force and effect as though manually affixed.

This Power of Attorney shall remain in full force and effect until revoked by STATE NATIONAL INSURANCE COMPANY, INC. in a signed writing delivered to the foregoing Attorney-in-Fact.

IN WITNESS WHEREOF, STATE NATIONAL INSURANCE COMPANY, INC. has caused this instrument to be signed and its corporate seal to be affixed by its authorized officer, this 7th day of August, 2015.

STATE NATIONAL INSURANCE COMPANY, INC.


Terry L. Ledbetter, President

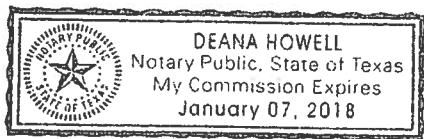

Trace Ledbetter, Secretary

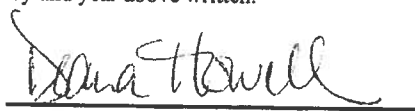
STATE OF TEXAS
County of Tarrant

On this 7th day of August, 2015 before me came the individuals who executed the preceding instrument, to me personally known, and being by me duly sworn, said that each of the herein described and authorized officer of STATE NATIONAL INSURANCE COMPANY, INC.; that the seal affixed to said instrument is the Corporate Seal of said Company; that the Corporate Seal and each signature were duly affixed by order of the Board of Directors of said Company.

IN WITNESS WHEREOF, I have hereunto set my hand at Bedford, Texas the day and year above written.

[Notary Stamp]




Signature of Notary

I, the undersigned, Secretary of STATE NATIONAL INSURANCE COMPANY, INC., do hereby certify that the above and foregoing is a true and correct copy of a Power of Attorney executed by STATE NATIONAL INSURANCE COMPANY, INC., which is still in full force and effect.

IN WITNESS WHEREOF, I have thereunto systematically set my hand and attested the seal of said Company this 16th day of May, 2016.


Trace Ledbetter, Secretary

CALIFORNIA ALL-PURPOSE ACKNOWLEDGMENT

CIVIL CODE § 1189

A notary public or other officer completing this certificate verifies only the identity of the individual who signed the document to which this certificate is attached, and not the truthfulness, accuracy, or validity of that document.

State of California)
County of LOS ANGELES)

On MAY 16 2016 before me, SHIRLEY GIGGLES, NOTARY PUBLIC
Date Here Insert Name and Title of the Officer

personally appeared STEPHANIE HOPE SHEAR
Name(s) of Signer(s)

who proved to me on the basis of satisfactory evidence to be the person(s) whose name(s) is/are subscribed to the within instrument and acknowledged to me that he/she/they executed the same in his/her/their authorized capacity(ies), and that by his/her/their signature(s) on the instrument the person(s), or the entity upon behalf of which the person(s) acted, executed the instrument.

I certify under PENALTY OF PERJURY under the laws of the State of California that the foregoing paragraph is true and correct.

WITNESS my hand and official seal.



Signature [Handwritten Signature]
Signature of Notary Public

Place Notary Seal Above

OPTIONAL

Though this section is optional, completing this information can deter alteration of the document or fraudulent reattachment of this form to an unintended document.

Description of Attached Document

Title or Type of Document: _____ Document Date: _____

Number of Pages: _____ Signer(s) Other Than Named Above: _____

Capacity(ies) Claimed by Signer(s)

Signer's Name: _____

- Corporate Officer — Title(s): _____
- Partner — Limited General
- Individual Attorney in Fact
- Trustee Guardian or Conservator
- Other: _____

Signer Is Representing: _____

Signer's Name: _____

- Corporate Officer — Title(s): _____
- Partner — Limited General
- Individual Attorney in Fact
- Trustee Guardian or Conservator
- Other: _____

Signer Is Representing: _____

CALIFORNIA ALL-PURPOSE ACKNOWLEDGMENT

State of California

County of Orange

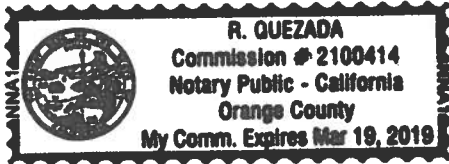


ss.

On May 20, 2016 before me, R. Quezada, Notary Public
Date Name and Title of Officer

Personally appeared David A. Beador
Name(s) of Signer(s)

Who proved to me on the basis of satisfactory evidence to be the person(s) whose name(s) is/are subscribed to the within instrument and acknowledged to me that he/she/they executed the same in his/her/their authorized capacity(ies), and that by his/her/their signature(s) on the instrument the person(s) or, the entity upon behalf of which the person(s) acted, executed the instrument.



I certify under PENALTY OF PERJURY under the laws of the State of California that the foregoing paragraph is true and correct.

WITNESS my hand and official seal,

R. Quezada
Signature of Notary Public

Place Notary Seal Above

OPTIONAL

Though the information below is not required by law, it may prove valuable to persons relying on the document and could prevent fraudulent removal and reattachment of this form to another document

Description of Attached Document

Title or Type of Document: _____

Document Date: _____ Number of Pages: _____

Signer(s) Other Than Named Above: _____

Signer's Name: _____
_ Individual
_ Corporate Officer Title(s): _____
_ Partner- _ Limited _ General
_ Attorney-in-Fact
_ Trustee
_ Guardian or Conservator
_ Other: _____



Signer is Representing: _____

Signer's Name: _____
_ Individual
_ Corporate Officer Title(s): _____
_ Partner- _ Limited _ General
_ Attorney-in-Fact
_ Trustee
_ Guardian or Conservator
_ Other: _____



Signer is Representing: _____

Company Profile



- Company Profile
- Company Search
- Company Information
- Old Company Names
- Agent for Service
- Reference Information
- NAIC Group List
- Lines of Business
- Workers' Compensation Complaint and Request for Action/Appeals Contact Information
- Financial Statements PDF's
- Annual Statements
- Quarterly Statements
- Company Complaint
- Company Performance & Comparison Data
- Company Enforcement Action
- Composite Complaints Studies
- Additional Info
- Find A Company Representative In Your Area
- View Financial Disclaimer

COMPANY PROFILE

Company Information

STATE NATIONAL INSURANCE COMPANY, INC.
1900 L. DON DODSON DRIVE
BEDFORD, TX 76021
800-877-4567

Old Company Names	Effective Date
STATE NATIONAL INSURANCE COMPANY INC	12/16/1994

Agent For Service

Vivian Imperial
818 WEST SEVENTH STREET
SUITE 930
LOS ANGELES CA 90017

Reference Information

NAIC #:	12831
California Company ID #:	4291-1
Date Authorized in California:	09/28/1995
License Status:	UNLIMITED-NORMAL
Company Type:	Property & Casualty
State of Domicile:	TEXAS

[back to top](#)

NAIC Group List

NAIC Group #: 0093 STATE NATL GRP

Lines Of Business

The company is authorized to transact business within these lines of insurance. For an explanation of any of these terms, please refer to the [glossary](#).

- AUTOMOBILE
- BOILER AND MACHINERY
- BURGLARY
- FIRE
- LIABILITY
- MARINE
- MISCELLANEOUS
- PLATE GLASS
- SPRINKLER
- SURETY
- WORKERS' COMPENSATION

[back to top](#)

© 2008 California Department of Insurance

Payment Bond

(Public Works - Civil Code §9550 et seq.)

The makers of this Bond are **Beador Construction Company, Inc.**, as Principal and Original Contractor and **State National Insurance Company, Inc***, a corporation, authorized to issue Surety Bonds in California, as Surety, and this Bond is issued in conjunction with that certain public works contract to be executed between Principal and COUNTY OF RIVERSIDE a public entity, as Owner, for **\$985,300.00 (Nine hundred eighty five thousand, three hundred dollars and zero cents)**, the total amount payable. The amount of this bond is one hundred percent (100%) of said sum. Said contract is for public work generally consisting of **Exchange Club Park, Frontage Improvements Project, Mayberry Avenue and Fairview Avenue, Community of Valle Vista, Project No. C6-0081.**

The beneficiaries of this Bond are as is stated in 9554 of the Civil Code and requirements and conditions of this Bond are as is set forth in 9554, 9558, 9560 and 9564 of said code. Without notice, Surety consents to extension of time for performance, change in requirements, amount of compensation, or prepayment under said contract.

Dated: May 16th, 2016

State National Insurance Company, Inc. administered by
Contractor Managing General Insurance Agency, Inc.
20335 Ventura Blvd., Suite 426
Woodland Hills, CA 91364


Surety

By 
Stephanie Hope Shear, Attorney-in-Fact

Its Attorney In Fact

(Corporate Seal)

Beador Construction Company, Inc
Original Contractor – Principal

By 
PRESIDENT
DAVID A. BEADON

Title PRESIDENT

(If corporation, affix seal)

(Corporate Seal)

STATE OF _____
COUNTY OF _____ }

ss. SURETY'S ACKNOWLEDGEMENT

On _____ before me, _____ personally appeared, _____, known to me, or proved to me on the basis of satisfactory evidence, to be the person whose name is subscribed to the within instrument and acknowledged to me that he executed the same in his authorized capacities, and that by his signature on the instrument the person, or the entity upon behalf of which the person acted, executed the instrument.

WITNESS my hand and official seal.

Signature of Notary Public

Notary Public (Seal)

NOTE: This Bond must be executed by both parties with corporate seal affixed. All signatures must be acknowledged. (Attach acknowledgements).

Bond No: CDGP102785

State National Insurance Company, Inc. Administered by:
CONTRACTOR MANAGING GENERAL INSURANCE AGENCY, INC.

Premium: \$22,169.00

POWER OF ATTORNEY

KNOW BY ALL THESE PRESENTS That STATE NATIONAL INSURANCE COMPANY, INC. a corporation organized and existing under the laws of the State of Texas, having its principal office in Bedford, Texas does hereby constitute and appoint

Stephanie Hope Shear

(individually, jointly, or severally)

its true and lawful agent and attorney(s)-in-fact to execute, seal and deliver for and on its behalf as surety, any and all bonds in an amount not to exceed:
Three Million and 00/100 Dollars (\$3,000,000)

and undertakings, contracts of indemnity and other writings obligatory in the nature thereof, which are or may be allowed, required or permitted by law, statute, rule, regulation, contract or otherwise.


The acknowledgement and execution of bond by said Attorney-in-Fact, shall be as binding upon STATE NATIONAL INSURANCE COMPANY, INC. as fully and amply, to all intents and purposes, as if the same had been duly executed and acknowledged by its regularly elected officers at the principal office.

RESOLVED that the signature and date of any authorized officer and the seal of the Company may be affixed by facsimile or other electronic image to any Power of Attorney or certification thereof authorizing the execution and delivery of any bond, undertaking, contracts of indemnity and other writings obligatory in the nature thereof, and such signature, date, and seal when so used shall have the same force and effect as though manually affixed.

This Power of Attorney shall remain in full force and effect until revoked by STATE NATIONAL INSURANCE COMPANY, INC. in a signed writing delivered to the foregoing Attorney-in-Fact.

IN WITNESS WHEREOF, STATE NATIONAL INSURANCE COMPANY, INC. has caused this instrument to be signed and its corporate seal to be affixed by its authorized officer, this 7th day of August, 2015.

STATE NATIONAL INSURANCE COMPANY, INC.


Terry L. Ledbetter, President

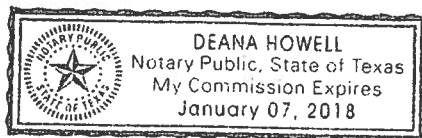

Trace Ledbetter, Secretary


STATE OF TEXAS
County of Tarrant

On this 7th day of August, 2015 before me came the individuals who executed the preceding instrument, to me personally known, and being by me duly sworn, said that each of the herein described and authorized officer of STATE NATIONAL INSURANCE COMPANY, INC.; that the seal affixed to said instrument is the Corporate Seal of said Company; that the Corporate Seal and each signature were duly affixed by order of the Board of Directors of said Company.

IN WITNESS WHEREOF, I have hereunto set my hand at Bedford, Texas the day and year above written.

[Notary Stamp]




Signature of Notary

I, the undersigned, Secretary of STATE NATIONAL INSURANCE COMPANY, INC., do hereby certify that the above and foregoing is a true and correct copy of a Power of Attorney executed by STATE NATIONAL INSURANCE COMPANY, INC., which is still in full force and effect.

IN WITNESS WHEREOF, I have thereunto systematically set my hand and attested the seal of said Company this 16th day of May, 2016.


Trace Ledbetter, Secretary

CALIFORNIA ALL-PURPOSE ACKNOWLEDGMENT

CIVIL CODE § 1189

A notary public or other officer completing this certificate verifies only the identity of the individual who signed the document to which this certificate is attached, and not the truthfulness, accuracy, or validity of that document.

State of California)
County of LOS ANGELES)

On MAY 16 2016 before me, SHIRLEY GIGGLES, NOTARY PUBLIC,
Date Here Insert Name and Title of the Officer

personally appeared STEPHANIE HOPE SHEAR
Name(s) of Signer(s)

who proved to me on the basis of satisfactory evidence to be the person(s) whose name(s) is/are subscribed to the within instrument and acknowledged to me that he/she/they executed the same in his/her/their authorized capacity(ies), and that by his/her/their signature(s) on the instrument the person(s), or the entity upon behalf of which the person(s) acted, executed the instrument.

I certify under PENALTY OF PERJURY under the laws of the State of California that the foregoing paragraph is true and correct.

WITNESS my hand and official seal.

Signature *[Handwritten Signature]*
Signature of Notary Public



Place Notary Seal Above

OPTIONAL

Though this section is optional, completing this information can deter alteration of the document or fraudulent reattachment of this form to an unintended document.

Description of Attached Document

Title or Type of Document: _____ Document Date: _____

Number of Pages: _____ Signer(s) Other Than Named Above: _____

Capacity(ies) Claimed by Signer(s)

Signer's Name: _____

- Corporate Officer — Title(s): _____
- Partner — Limited General
- Individual Attorney in Fact
- Trustee Guardian or Conservator
- Other: _____

Signer Is Representing: _____

Signer's Name: _____

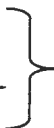
- Corporate Officer — Title(s): _____
- Partner — Limited General
- Individual Attorney in Fact
- Trustee Guardian or Conservator
- Other: _____

Signer Is Representing: _____

CALIFORNIA ALL-PURPOSE ACKNOWLEDGMENT

State of California

County of Orange



SS.

On May 20, 2016 before me, R. Quezada, Notary Public
Date Name and Title of Officer

Personally appeared David A. Beador
Name(s) of Signer(s)

Who proved to me on the basis of satisfactory evidence to be the person(s) whose name(s) is/are subscribed to the within instrument and acknowledged to me that he/she/they executed the same in his/her/their authorized capacity(ies), and that by his/her/their signature(s) on the instrument the person(s) or, the entity upon behalf of which the person(s) acted, executed the instrument.

I certify under PENALTY OF PERJURY under the laws of the State of California that the foregoing paragraph is true and correct.

WITNESS my hand and official seal,

R. Quezada
Signature of Notary Public

Place Notary Seal Above

OPTIONAL

Though the information below is not required by law, it may prove valuable to persons relying on the document and could prevent fraudulent removal and reattachment of this form to another document

Description of Attached Document

Title or Type of Document: _____


Document Date: _____ Number of Pages: _____

Signer(s) Other Than Named Above: _____

Signer's Name: _____

- Individual
- Corporate Officer Title(s): _____
- Partner- Limited General
- Attorney-in-Fact
- Trustee
- Guardian or Conservator
- Other: _____


Signer is Representing: _____



Signer's Name: _____

- Individual
- Corporate Officer Title(s): _____
- Partner- Limited General
- Attorney-in-Fact
- Trustee
- Guardian or Conservator
- Other: _____

Signer is Representing: _____





- Company Profile
- Company Search
- Company Information
- Old Company Names
- Agent for Service
- Reference Information
- NAIC Group List
- Lines of Business
- Workers' Compensation Complaint and Request for Action/Appeals Contact Information
- Financial Statements PDF's
- Annual Statements
- Quarterly Statements
- Company Complaint
- Company Performance & Comparison Data
- Company Enforcement Action
- Composite Complaints Studies
- Additional Info
- Find A Company Representative In Your Area
- View Financial Disclaimer

COMPANY PROFILE

Company Information

STATE NATIONAL INSURANCE COMPANY, INC.
1900 L. DON DODSON DRIVE
BEDFORD, TX 76021
800-877-4567

Old Company Names	Effective Date
STATE NATIONAL INSURANCE COMPANY INC	12/16/1994

Agent For Service

Vivian Imperial
 818 WEST SEVENTH STREET
 SUITE 930
 LOS ANGELES CA 90017

Reference Information

NAIC #:	12831
California Company ID #:	4291-1
Date Authorized in California:	09/28/1995
License Status:	UNLIMITED-NORMAL
Company Type:	Property & Casualty
State of Domicile:	TEXAS

[back to top](#)

NAIC Group List

NAIC Group #: **0093** STATE NATL GRP

Lines Of Business

The company is authorized to transact business within these lines of insurance. For an explanation of any of these terms, please refer to the [glossary](#).

AUTOMOBILE
 BOILER AND MACHINERY
 BURGLARY
 FIRE
 LIABILITY
 MARINE
 MISCELLANEOUS
 PLATE GLASS
 SPRINKLER
 SURETY
 WORKERS' COMPENSATION

[back to top](#)

Bid

Date: APRIL 27, 2016

To: County of Riverside, hereafter called "County";

Bidder: BEAVER CONSTRUCTION COMPANY INC.
(hereafter called "Contractor")

The undersigned, Contractor, having carefully examined the site and the Contract Documents for the construction of Exchange Club Park, Frontage Improvements Project, Mayberry Avenue and Fairview Avenue, Community of Valle Vista, Project No. C6-0081 hereby proposes to construct the work in accordance with the Contract Documents, including Addenda Number(s) 1, 2 (Fill in addenda numbers if addenda have been issued.) for the amount stated in this Bid.

By submitting this Bid, Contractor agrees with County:

1. That unless withdrawn in person by Contractor or some person authorized in writing by Contractor (not by telephone or facsimile) before the time specified in the Notice Inviting Bids for the public opening of bids, this Bid constitutes an irrevocable offer for 90 calendar days after that date.
2. County has the right to reject any or all Bids and to waive any irregularities or informalities contained in a Bid.
3. To execute the Contract and deliver the Performance Bond, Payment Bond and Insurance Certificate with endorsements, that comply with the requirements set forth in the Instruction to Bidders and General Conditions, within ten (10) business days of the date of the Notice of Acceptance of Bid and Intent to Award as issued by the County.
4. That the contract shall be awarded upon a resolution or minute order to that effect duly adopted by the governing body of County; and that execution of the Contract shall constitute a written memorial thereof.
5. To submit to the County such information as County may require determining whether a particular Bid is the lowest responsible bid submitted.
6. That the accompanying Bid Bond, certified check or cashier's check is in an amount not less than 10% of the total bid submitted and constitutes a guarantee that if awarded the contract, Contractor will execute the Contract and deliver the required bonds within ten (10) business days after notice of award. If Contractor fails to execute and deliver said documents, the bond or check is to be charged with the costs of the resultant damages to the County, including but not limited to: publication costs, the difference in money between the amount bid and the amount in excess of the bid which it costs County to do or cause to be done for the work involved, lease and rental costs, additional salaries and overhead, increased interest and costs of funding the project, attorney expense, additional engineering and architectural expense and cost of maintaining or constructing alternate facilities occasioned by the failure to execute and deliver said documents.
7. By signing this Bid the Contractor certifies that the representations made therein are made under penalty of perjury.

**Exchange Club Park
Frontage Improvements Project
Mayberry Avenue and Fairview Avenue
Community of Valle Vista
Project No. C6-0081**

REVISED PROPOSAL

Bid Schedule 1

Mayberry Avenue and Fairview Avenue Frontage Improvements

ITEM No.	ITEM CODE	ITEM	UNIT	ESTIMATED QUANTITY	ITEM PRICE (IN FIGURES)	TOTAL (IN FIGURES)
1	760090	MOBILIZATION, DEMOBILIZATION, AND FINAL CLEANUP	LS	1	\$10,000 ⁻	\$10,000 ⁻
2	066102	DUST ABATEMENT	LS	1	\$3000 ⁻	\$3000 ⁻
3	000001	ITEM DELETED BY ADDENDUM No. 1	----	----	----	----
4	120100	TRAFFIC CONTROL SYSTEM	LS	1	60,555	60,555 ⁻
5	160101	CLEARING AND GRUBBING	LS	1	\$3000 ⁻	\$3000 ⁻
6	170101	DEVELOP WATER SUPPLY	LS	1	\$4000 ⁻	\$4000 ⁻
7	190101 (F)	ROADWAY EXCAVATION	CY	1,405	\$35 ⁻	\$49,175 ⁻
8	260201	CLASS 2 AGGREGATE BASE	CY	915	\$45 ⁻	\$41,175 ⁻
9	390130	HOT MIX ASPHALT	TON	1,021	\$75	\$76,575
10	374002	ASPHALTIC EMULSION (FOG SEAL COAT)	TON	1.8	\$1750 ⁻	\$3150 ⁻
11	731504	MINOR CONCRETE (CURB AND GUTTER) (CRS 201)	LF	1,105	\$25 ⁻	\$27,625 ⁻
12	731521	MINOR CONCRETE (SIDEWALK) (CRS 401)	SQFT	7,050	\$4 ⁶⁰	\$32,430 ⁻
13	017312	MINOR CONCRETE (COMMERCIAL DRIVEWAY) (CRS 207A)	SQFT	1,780	\$6 ¹⁰	\$10,950 ⁻
14	017315	MINOR CONCRETE (CURB RAMP) (1- CASE A, 1- MODIFIED CASE A, 2- CASE C)	EA	4	\$3000 ⁻	\$12,000 ⁻
15	017003	CATCH BASIN (CURB INLET) (CRS 300), W=14', [INCLUDING REMOVAL OF EXISTING INLET AND EXTENSION OF EXISTING RCP]	EA	1	\$15,000 ⁻	\$15,000 ⁻
15.A	000003	DRAINAGE INLET FILTRATION	EA	1	\$2100 ⁻	\$2100 ⁻
16	150742	REMOVE ROADSIDE SIGN	EA	5	\$63 ⁻	\$315 ⁻
17	566012	ROADSIDE SIGN - ONE POST [STREET NAME SIGN]	EA	1	\$420 ⁻	\$420 ⁻
18	566012	ROADSIDE SIGN - ONE POST	EA	3	\$280 ⁻	\$840 ⁻
19	840656	PAINT TRAFFIC STRIPE (2-COAT)	LF	1,235	\$24 ⁴⁰	\$2964 ⁻
19.A	597401	PAINT CURB (2-COAT) [RED]	LF	350	\$1 ⁸⁰	\$630 ⁻
20	840519	THERMOPLASTIC CROSS WALK AND PAVEMENT MARKINGS	SQFT	1,960	\$2 ⁸⁰	\$5488 ⁻

Note: See 'Instructions to Bidders' item 15, Like Bid Items. "Like Bid Item" bidding requirement does not apply to this project.

REVISED PROPOSAL

Bid Schedule 1 (continued)

Mayberry Avenue and Fairview Avenue Frontage Improvements

ITEM No.	ITEM CODE	ITEM	UNIT	ESTIMATED QUANTITY	ITEM PRICE (IN FIGURES)	TOTAL (IN FIGURES)
21	010602	MISCELLANEOUS WORK (AS DIRECTED)	FA	1	25,000.00	25,000.00

BID SCH. 1
SUB-TOTAL:
ITEMS 1-21

three hundred eighty six thousand three hundred \$ 386,300
"WORDS"

Bid Schedule 2

Site Grading and Parking Lot Construction

ITEM No.	ITEM CODE	ITEM	UNIT	ESTIMATED QUANTITY	ITEM PRICE (IN FIGURES)	TOTAL (IN FIGURES)
22	066102	DUST ABATEMENT	LS	1	\$5500	\$5500
23	160101	CLEARING AND GRUBBING	LS	1	\$55,000	\$55,000
24	170101	DEVELOP WATER SUPPLY	LS	1	\$5000	\$5000
25	074020	WATER POLLUTION CONTROL (ON-SITE AND STREET IMPROVEMENTS)	LS	1	\$30,000	\$30,000
26	190101	OVER EXCAVATE, IMPORT MATERIAL, RECOMPACT & EXCAVATION (SITE GRADING)	LS	1	90,231	90,231
27	260201	CLASS 2 AGGREGATE BASE	CY	640	\$55	\$35,200
28	390130	HOT MIX ASPHALT (PARKING LOT PAVING)	TON	940	79	70,500
29	000003	PVC CONDUIT INSTALLATION [FOR FUTURE PARKING LOT LIGHTING]	LF	500	\$21	\$10,500
30	000003	6" TYPE "A-6" CONCRETE PARKING LOT CURB & GUTTER (CRS 200)	LF	1,000	\$22	\$22,000
31	000003	6" TYPE "D" CONCRETE PARKING LOT CURB (CRS 204)	LF	600	\$20	\$12,000
32	017317	MINOR CONCRETE (WIDENED CURB AT END STALLS IN PLANTERS)	SQFT	400	\$630	\$2520
32.A	731521	MINOR CONCRETE (SIDEWALK) (VWPD STD LC-02 AND LC-03)	SQFT	5,240	\$560	\$29,344
32.B	731502	MINOR CONCRETE (MISCELLANEOUS CONSTRUCTION) [6" THICK PCC WITH 6x6-W1.4xW1.4 WELDED WIRE MESH]	SQFT	380	\$775	\$29,450
32.C	731502	MINOR CONCRETE (MISCELLANEOUS CONSTRUCTION) [6" THICK V-GUTTER]	SQFT	1,150	\$340	\$39,100
32.D	011503	MINOR CONCRETE (UNDER SIDEWALK DRAIN CAST IN PLACE) (CRS 309)	EA	1	\$1850	\$1850
33	000003	2' X 2' CONCRETE CATCH BASIN (BROOKS No. 2424 T24 W/ STEEL GRATE) W/THREE (3) 6" HDPE DRAIN LINES TO INFILTRATION (DETENTION) BASIN	EA	1	\$2400	\$2400
33.A	000003	3' X 3' BROOKS CB3636 CATCH BASIN (INCLUDING ONE (1) 12" HDPE DRAIN LINE TO BACK OF STREET CATCH BASIN ON MAYBERRY AVENUE)	EA	1	\$3750	\$3750

Note: See 'Instructions to Bidders' item 15, Like Bid Items. "Like Bid Item" bidding requirement does not apply to this project.

REVISED PROPOSAL

Bid Schedule 2 (continued)

Site Grading and Parking Lot Construction

ITEM No.	ITEM CODE	ITEM	UNIT	ESTIMATED QUANTITY	ITEM PRICE (IN FIGURES)	TOTAL (IN FIGURES)
33.B	721026	ROCK SLOPE PROTECTION (No. 1, METHOD B) [6" ROCK]	CY	15	\$320-	\$4800-
34	000003	PARKING LOT STRIPING AND PAVEMENT MARKINGS, AND PARKING LOT BUMPERS	LS	1	\$3150-	\$3150-
35	000003	PARKING LOT SIGNING [4 EA. HANDICAP STALLS & 2 EA. HANDICAP NOTICE AT DRIVEWAY ENTRANCES]	EA	6	\$210-	\$1260-
36	000003	PARKING LOT HANDICAPPED RAMPS	EA	3	\$2400-	\$7200-
37	000003	6" PVC SCH 80 CONDUIT / SLEEVES FOR FUTURE, VERIZON & CATV	LF	140	\$22-	\$3080-
37.A	000003	5" PVC SCH 80 CONDUIT / SLEEVES FOR FUTURE, SCE	LF	380	\$16-	\$6080-
38	860401	STREET LIGHT (INSTALLATION OF CONDUIT AND PULL BOXES) [AT MAYBERRY AVENUE AND FAIRVIEW AVENUE]	LF	630	\$18-	\$11,340-
39	000001	ITEM DELETED BY ADDENDUM No. 1	----	----	----	----
39.A	010602	MISCELLANEOUS WORK (AS DIRECTED)	FA	1	25,000.00	25,000.00
39.B	210430	HYDROSEED (GRADED AREAS)	ACRE	6.5	1,450	9,425
39.C	000003	INSTALL 6' TUBULAR STEEL FENCING INCLUDING GATE	LF	715	\$41-	\$29,315-

BID SCH. 2
SUB-TOTAL:
ITEMS 22-39.C

four hundred eighty three thousand three hundred \$483,700
"WORDS"

Bid Schedule 3

Water Improvements

ITEM No.	ITEM CODE	ITEM	UNIT	ESTIMATED QUANTITY	ITEM PRICE (IN FIGURES)	TOTAL (IN FIGURES)
40	000003	6" FIRE HYDRANT ASSEMBLY W/GATE VALVE (PER LHMWD STD. H-2B)	EA	1	\$20,000-	\$20,000-
40.A	000003	6" (PVC) WATER LINE	LF	180	\$70-	\$12,600-
41	000003	6" DOUBLE CHECK DETECTOR ASSEMBLY (PER LHMWD STD. H-3)	EA	1	\$10,000-	\$10,000-
42	000003	POST INDICATOR VALVE/FIRE DEPT. CONNECTION	EA	1	\$8500-	\$8500-
43	000003	4" WATER LINE FOR FIRE SPRINKLERS	LF	120	\$34-	\$4080-
43.A	000003	6" MISCELLANEOUS FITTINGS	EA	2	\$700-	\$1400-
44	000001	ITEM DELETED BY ADDENDUM No. 1	----	----	----	----
45	000003	4" MISCELLANEOUS FITTINGS	EA	1	\$1250-	\$1250-

Note: See 'Instructions to Bidders' item 15, Like Bid Items. "Like Bid Item" bidding requirement does not apply to this project.

REVISED PROPOSAL

Bid Schedule 3 (continued)

Water Improvements

ITEM No.	ITEM CODE	ITEM	UNIT	ESTIMATED QUANTITY	ITEM PRICE (IN FIGURES)	TOTAL (IN FIGURES)
46	000001	ITEM DELETED BY ADDENDUM No. 1	----	----	----	----
47	000003	2" SERVICE CONNECTIONS (PER LHMWD STD. H-4)	EA	2	\$3500	\$7000
47.A	000003	1" SERVICE CONNECTIONS (PER LHMWD STD. H-5)	EA	1	\$5470	\$5470
47.B	000003	THRUST BLOCKS	CY	2	\$1200	\$2400
48	000001	ITEM DELETED BY ADDENDUM No. 1	----	----	----	----
49	000003	REMOVE 90 BEND & REPLACE WITH TEE FOR FIRE LINE (12X6X6)	EA	1	\$500	\$500

BID SCH. 3
SUB-TOTAL:
ITEMS 40-49

SEVEN SEVEN THOUSAND SEVEN HUNDRED DOLLARS \$ 77,700
"WORDS"

Bid Schedule 4

Sewer Improvements

ITEM No.	ITEM CODE	ITEM	UNIT	ESTIMATED QUANTITY	ITEM PRICE (IN FIGURES)	TOTAL (IN FIGURES)
50	000003	8" (PVC) SEWER LATERAL TO SCHOOL CLASS ROOMS P.O.C.	LF	720	\$40	\$28,800
51	000003	CLEANOUTS @ 100-FOOT INTERVALS	EA	7	\$410	\$2870
51.A	000003	8" (PVC) SEWER WYE	EA	1	\$2000	\$2000
52	000003	TIE INTO EXISTING SEWER MANHOLE IN FAIRVIEW AVENUE (LHMWD)	EA	1	\$4330	\$4330

BID SCH. 4
SUB-TOTAL:
ITEMS 50-52

THIRTY EIGHT THOUSAND DOLLARS \$ 38,000
"WORDS"

BID SCHEDULES 1, 2, 3 and 4

PROJECT TOTAL:
ITEMS 1-52

nine hundred eighty five thousand three hundred \$ 98,300
"WORDS"

Bidder Data and Signature

Name of Bidder: BEADORE CONSTRUCTION COMPANY INC.

Type of organization: CORPORATION

Person(s) authorized to sign for Bidder: DAVID A. BEADORE - PRESIDENT
SECRETARY, TREASURER & MANAGER

Note:

If Bidder is a **Corporation**, state legal name of Corporation and also names of the president, vice-president, secretary, treasurer and manager thereof.

If Bidder is a **Co-Partnership**, state true name of firm and also names of all individual co-partners composing firm.

If Bidder is a sole proprietorship or an **Individual**, state first and last name(s) in full.

If Bid is signed by an agent other than an owner, partner or corporate officer, Bid shall be accompanied by a power-of-attorney.

Business Street Address: 26320 LESLIE CIRCLE
(Please include business address even if P.O. Box is used.)

Business City, State, Zip Code: LORNA, CA 92023

P.O. Box- Number: NA

P.O. Box- City, State, Zip Code: NA

Phone: (951) 674-7352

Facsimile: (951) 674-7495

E-mail: dabeadore@beadore.com

Contractor's license number: 720A23

License Classification(s): A

Expiration date: 7/31/16

Department of Industrial Relations Registration Number: 1000009909

Bidder Data and Signature (continued)

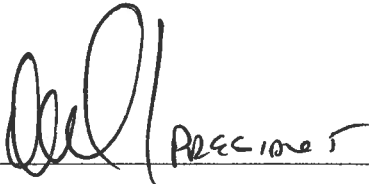
Accompanying this Bid is a certified check, cashier check or bid bond in an amount equal to at least ten (10) percent of the total bid for:

**Exchange Club Park
Frontage Improvements Project
Mayberry Avenue and Fairview Avenue
Community of Valle Vista
Project No. C6-0081**

By my signature on this Bid, I certify, under penalty of perjury under the laws of the State of California, that all the information on this form is true and correct.

IN WITNESS WHERE OF Bidder/Contractor executed this Bid as of the date set forth on page **B1** of this Bid.

Signature:



Name (printed):

DAVID A. BENOUR

Title:

President

“Contractor”

Subcontractor List

Bidder/Contractor submits the following complete list of each Subcontractor who will perform work, labor or render service in or about the construction in an amount in excess of 1/2 of 1% of the total bid or \$10,000 whichever is greater.

Check box on right side of row if any construction item, for the listed Subcontractor, is partial work. If partial work is to be performed within a certain construction item or trade, the Bidder/Contractor shall specify the portion(s) of the work to be performed by the different subcontractors or Bidder/Contractor will be subject to provisions of Public Contract Code Section 4106.

Name of Bidder (Prime/General Contractor): BEADON CONSTRUCTION COMPANY INC.

	Subcontractor Name	License Number	DIR Registration Number	Business Address (City, State)	Construction Item(s) [Item Number and Description]	Check if Partial Work
1.	J&S Striping	538211	1000006912	Ontario, CA	16-20 34&35 Striping	<input type="checkbox"/>
2.	Valley cities/ Gonzalez Fence Company	575325	1000001817	Norco, CA	796 Fencing	<input type="checkbox"/>
3.	All American Asphalt	267073	1000001051	Corona, CA	28&9 Asphalt	<input type="checkbox"/>
4.						<input type="checkbox"/>
5.						<input type="checkbox"/>
6.						<input type="checkbox"/>
7.						<input type="checkbox"/>

(If applicable, check box.)
Additional information for Subcontractor List is attached to this Bid. (A copy of this form may be attached with additional Subcontractor information.)

Percent of work to be performed by Subcontractors: 18. %

Note: A minimum of 50% of the work is required to be performed by the prime/general Contractor.

Subcontractor List

Bidder/Contractor submits the following complete list of each Subcontractor who will perform work, labor or render service in or about the construction in an amount in excess of 1/2 of 1% of the total bid or \$10,000 whichever is greater.

Check box on right side of row if any construction item, for the listed Subcontractor, is partial work. If partial work is to be performed within a certain construction item or trade, the Bidder/Contractor shall specify the portion(s) of the work to be performed by the different subcontractors or Bidder/Contractor will be subject to provisions of Public Contract Code Section 4106.

Name of Bidder (Prime/General Contractor): Bentley Chesman Company Inc.

	Subcontractor Name	License Number	DIR Registration Number	Business Address (City, State)	Construction Item(s) [Item Number and Description]	Check if Partial Work
1.						<input type="checkbox"/>
2.						<input type="checkbox"/>
3.						<input type="checkbox"/>
4.						<input type="checkbox"/>
5.						<input type="checkbox"/>
6.						<input type="checkbox"/>
7.						<input type="checkbox"/>

(If applicable, check box.) Additional information for Subcontractor List is attached to this Bid. (A copy of this form may be attached with additional Subcontractor information.)

Percent of work to be performed by Subcontractors: _____ %

Note: A minimum of 50% of the work is required to be performed by the prime/general Contractor.

Non-Collusion Declaration

To be executed by bidder and submitted with bid.
(Title 23 United States Code Section 112 and Public Contract Code Section 7106)

The undersigned declares:

I am the President (Title) of BEADRE CRESWELL COMPANY THE C (Company),
the party making the foregoing bid.

The bid is not made in the interest of, or on behalf of, any undisclosed person, partnership, company, association, organization, or corporation. The bid is genuine and not collusive or sham. The bidder has not directly or indirectly induced or solicited any other bidder to put in a false or sham bid. The bidder has not directly or indirectly colluded, conspired, connived, or agreed with any bidder or anyone else to put in a sham bid, or that anyone shall refrain from bidding. The bidder has not in any manner, directly or indirectly, sought by agreement, communication, or conference with anyone to fix the bid price of the bidder or any other bidder, or to fix any overhead, profit, or cost element of the bid price, or of that of any other bidder.

All statements contained in the bid are true. The bidder has not, directly or indirectly, submitted his or her bid price of any breakdown thereof, or the contents thereof, or divulged information or data relative thereto, to any corporation, partnership, company, association, organization, bid depository, or to any member or agent thereof to effectuate a collusive or sham bid, and has not paid, and will not pay, any person or entity for such purpose.

Any person executing this declaration on behalf of a bidder that is a corporation, partnership, joint venture, limited liability company, limited liability partnership, or any other entity, hereby represents that he or she has full power to execute, and does execute, this declaration on behalf of the bidder.

I declare under penalty of perjury under the applicable laws that the foregoing is true and correct and that this declaration is executed on

04 (Month) 27 (Day) of 2016 (Year),
at Corona (City), CA (State).

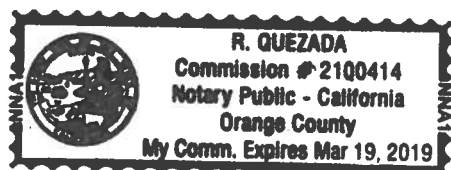
Signature of Declarant: [Handwritten Signature]

Printed name of Declarant: DAVID A. BEADRE

Name of Bidder (Company): BEADRE CRESWELL COMPANY THE C.

Title or Office: President

Note: Notarization of signature required.
 Check box if attachment is included.



CALIFORNIA ALL-PURPOSE ACKNOWLEDGMENT

State of California

County of Orange



ss.

On April 25, 2016 before me, R. Quezada, Notary Public
Date Name and Title of Officer

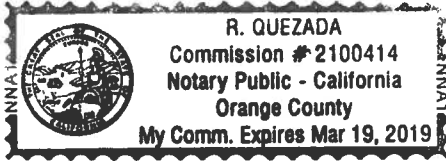
Personally appeared David A. Beador
Name(s) of Signer(s)

Who proved to me on the basis of satisfactory evidence to be the person(s) whose name(s) is/are subscribed to the within instrument and acknowledged to me that he/she/they executed the same in his/her/their authorized capacity(ies), and that by his/her/their signature(s) on the instrument the person(s) or, the entity upon behalf of which the person(s) acted, executed the instrument.

I certify under PENALTY OF PERJURY under the laws of the State of California that the foregoing paragraph is true and correct.

WITNESS my hand and official seal,

Signature of Notary Public



Place Notary Seal Above

OPTIONAL

Though the information below is not required by law, it may prove valuable to persons relying on the document and could prevent fraudulent removal and reattachment of this form to another document

Description of Attached Document

Title or Type of Document: _____

Document Date: _____ Number of Pages: _____

Signer(s) Other Than Named Above: _____

Signer's Name: _____

- Individual
- Corporate Officer Title(s): _____
- Partner- Limited General
- Attorney-in-Fact
- Trustee
- Guardian or Conservator
- Other: _____

Signer is Representing: _____



Signer's Name: _____

- Individual
- Corporate Officer Title(s): _____
- Partner- Limited General
- Attorney-in-Fact
- Trustee
- Guardian or Conservator
- Other: _____

Signer is Representing: _____



Iran Contracting Act
(Public Contract Code sections 2200-2208)

Prior to bidding on, submitting a proposal or executing a contract or renewal for a County of Riverside contract for goods or services of \$1,000,000 or more, a Contractor must either:

- a) Certify it is not on the current list of persons engaged in investment activities in Iran created by the California Department of General Services (“DGS”) pursuant to Public Contract Code section 2203(b) and is not a financial institution extending twenty million dollars (\$20,000,000) or more in credit to another person, for 45 days or more, if that other person will use the credit to provide goods or services in the energy sector in Iran and is identified on the current list of persons engaged in investment activities in Iran created by DGS; or
- b) Demonstrate it has been exempted from the certification requirement for that solicitation or contract pursuant to Public Contract Code section 2203(c) or (d).

To comply with this requirement, please insert your Contractor or financial institution name and Federal ID Number (if available) and complete one of the options below. Please note: California law establishes penalties for providing false certifications, including civil penalties equal to the greater of \$250,000 or twice the amount of the contract for which the false certification was made; contract termination; and three-year ineligibility to bid on contracts. (Public Contract Code section 2205.)

Option #1 – Certification

I, the official named below, certify I am duly authorized to execute this certification on behalf of the vendor/financial institution identified below, and the vendor/financial institution identified below is **not** on the current list of persons engaged in investment activities in Iran created by DGS and is not a financial institution extending twenty million dollars (\$20,000,000) or more in credit to another person/vendor, for 45 days or more, if that other person/vendor will use the credit to provide goods or services in the energy sector in Iran and is identified on the current list of persons engaged in investment activities in Iran created by DGS.

<i>Contractor Name/Financial Institution (Printed)</i> BEHARRI CRESCENT COMPANY INC.		<i>Federal ID Number (or n/a)</i> 33-0802605
<i>By (Authorized Signature)</i> 		
<i>Printed Name and Title of Person Signing</i> DAVID A. BEHARR, PRESIDENT		
<i>Date Executed</i> 4-22-16	<i>Executed in</i> CORONA, CA	

Option #2 – Exemption

Pursuant to Public Contract Code sections 2203(c) and (d), a public entity may permit a Contractor/financial institution engaged in investment activities in Iran, on a case-by-case basis, to be eligible for, or to bid on, submit a proposal for, or enters into or renews, a contract for goods and services.

If you have obtained an exemption from the certification requirement under the Iran Contracting Act, please fill out the information below, and attach documentation demonstrating the exemption approval.

<i>Contractor Name/Financial Institution (Printed)</i>		<i>Federal ID Number (or n/a)</i>
<i>By (Authorized Signature)</i>		
<i>Printed Name and Title of Person Signing</i>		
<i>Date Executed</i>	<i>Executed in</i>	

Bid Bond

Recitals:

1. Beador Construction Company, Inc. - 26320 Lester Circle, Corona, CA 92883 "Contractor", has submitted his/her Contractor's Proposal to County of Riverside, "County", for the construction of public work for Exchange Club Park, Frontage Improvements Project, Mayberry Avenue and Fairview Avenue, Community of Valle Vista, Project No. C6-0081 in accordance with a Notice Inviting Bids from the County.
2. State National Insurance Company, Inc. * a Texas corporation, hereafter called "Surety", is the surety of this bond.

Agreement:

We, Contractor as Principal and Surety as Surety, jointly and severally agree and state as follows:

1. The amount of the obligation of this bond is 10% of the amount of the Contractor's Proposal, including bid alternates, and inures to the benefit of County.
2. This Bond is exonerated by (1) County rejecting said Proposal or, in the alternate, (2) if said Proposal is accepted, Contractor executes the Contract and furnishes the Bonds as agreed to in its Proposal, otherwise it remains in full force and effect for the recovery of loss, damage and expense of County resulting from failure of Contractor to act as agreed to in its Proposal. Some types of possible loss, damage and expense are specified in the Contractor's Proposal.
3. Surety, for value received, stipulates and agrees that its obligations hereunder shall in no way be impaired or affected by any extension of time within which County may accept the Proposal and waives notice of any such extension.
4. This Bond is binding on our heirs, executors, administrators, successors and assigns.

Dated: April 14th, 2016

Signatures:

State National Insurance Company, Inc. administered by:
Contractor Managing General Insurance Agency, Inc.

BEADOR CONSTRUCTION COMPANY INC.

By: [Signature]
Stephanie Hope Shear, Attorney-in-Fact

By: [Signature] DAVID A. BEADOR

Title: Attorney in Fact
"Surety"

Title: President
"Contractor"

STATE OF _____
COUNTY _____
OF _____

} ss. SURETY'S ACKNOWLEDGEMENT

On _____ before me, _____
personally appeared, _____ known to me, or proved to me on the basis of
satisfactory evidence, to be the person whose name is subscribed to the within instrument and acknowledged
to me that he/she executed the same in his/her authorized capacities, and that by his/her signature on the
instrument the person, or the entity upon behalf of which the person acted, executed the instrument.

WITNESS my hand and official seal.

Signature of Notary Public

Notary Public (Seal)

Note: This Bond must be executed by both Contractor and Surety with corporate seal affixed. All
signatures must be notarized. (Attach acknowledgements).

Bond No: CDGB104697

State National Insurance Company, Inc. Administered by:
CONTRACTOR MANAGING GENERAL INSURANCE AGENCY, INC.

Premium: \$0.00

POWER OF ATTORNEY

KNOW BY ALL THESE PRESENTS That STATE NATIONAL INSURANCE COMPANY, INC. a corporation organized and existing under the laws of the State of Texas, having its principal office in Bedford, Texas does hereby constitute and appoint

Stephanie Hope Shear
(individually, jointly, or severally)

its true and lawful agent and attorney(s)-in-fact to execute, seal and deliver for and on its behalf as surety, any and all bonds in an amount not to exceed:
Three Million and 00/100 Dollars (\$3,000,000)

and undertakings, contracts of indemnity and other writings obligatory in the nature thereof, which are or may be allowed, required or permitted by law, statute, rule, regulation, contract or otherwise.


The acknowledgement and execution of bond by said Attorney-in-Fact, shall be as binding upon STATE NATIONAL INSURANCE COMPANY, INC. as fully and amply, to all intents and purposes, as if the same had been duly executed and acknowledged by its regularly elected officers at the principal office.

RESOLVED that the signature and date of any authorized officer and the seal of the Company may be affixed by facsimile or other electronic image to any Power of Attorney or certification thereof authorizing the execution and delivery of any bond, undertaking, contracts of indemnity and other writings obligatory in the nature thereof, and such signature, date, and seal when so used shall have the same force and effect as though manually affixed.

This Power of Attorney shall remain in full force and effect until revoked by STATE NATIONAL INSURANCE COMPANY, INC. in a signed writing delivered to the foregoing Attorney-in-Fact.

IN WITNESS WHEREOF, STATE NATIONAL INSURANCE COMPANY, INC. has caused this instrument to be signed and its corporate seal to be affixed by its authorized officer, this 7th day of August, 2015.

STATE NATIONAL INSURANCE COMPANY, INC.


Terry L. Ledbetter, President

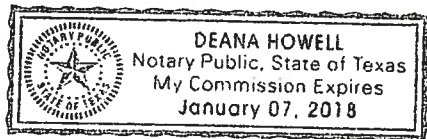

Trace Ledbetter, Secretary

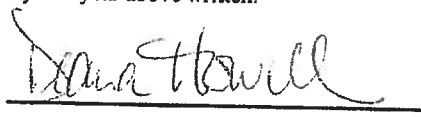
STATE OF TEXAS
County of Tarrant

On this 7th day of August, 2015 before me came the individuals who executed the preceding instrument, to me personally known, and being by me duly sworn, said that each of the herein described and authorized officer of STATE NATIONAL INSURANCE COMPANY, INC.; that the seal affixed to said instrument is the Corporate Seal of said Company; that the Corporate Seal and each signature were duly affixed by order of the Board of Directors of said Company.

IN WITNESS WHEREOF, I have hereunto set my hand at Bedford, Texas the day and year above written.

[Notary Stamp]




Signature of Notary

I, the undersigned, Secretary of STATE NATIONAL INSURANCE COMPANY, INC., do hereby certify that the above and foregoing is a true and correct copy of a Power of Attorney executed by STATE NATIONAL INSURANCE COMPANY, INC., which is still in full force and effect.

IN WITNESS WHEREOF, I have thereunto systematically set my hand and attested the seal of said Company this 14th day of April, 2016


Trace Ledbetter, Secretary

COPY

CALIFORNIA ALL-PURPOSE ACKNOWLEDGMENT

CIVIL CODE § 1189

A notary public or other officer completing this certificate verifies only the identity of the individual who signed the document to which this certificate is attached, and not the truthfulness, accuracy, or validity of that document.

State of California)
County of LOS ANGELES)

On APR 14 2016 before me, SHIRLEY GIGGLES, NOTARY PUBLIC,
Date Here Insert Name and Title of the Officer
personally appeared STEPHANIE HOPE SHEAR
Name(s) of Signer(s)

who proved to me on the basis of satisfactory evidence to be the person(s) whose name(s) is/are subscribed to the within instrument and acknowledged to me that he/she/they executed the same in his/her/their authorized capacity(ies), and that by his/her/their signature(s) on the instrument the person(s), or the entity upon behalf of which the person(s) acted, executed the instrument.

I certify under PENALTY OF PERJURY under the laws of the State of California that the foregoing paragraph is true and correct.

WITNESS my hand and official seal.



Signature [Handwritten Signature]
Signature of Notary Public

Place Notary Seal Above

OPTIONAL

Though this section is optional, completing this information can deter alteration of the document or fraudulent reattachment of this form to an unintended document.

Description of Attached Document

Title or Type of Document: _____ Document Date: _____
Number of Pages: _____ Signer(s) Other Than Named Above: _____

Capacity(ies) Claimed by Signer(s)

Signer's Name: _____
 Corporate Officer — Title(s): _____
 Partner — Limited General
 Individual Attorney in Fact
 Trustee Guardian or Conservator
 Other: _____
Signer Is Representing: _____

Signer's Name: _____
 Corporate Officer — Title(s): _____
 Partner — Limited General
 Individual Attorney in Fact
 Trustee Guardian or Conservator
 Other: _____
Signer Is Representing: _____

CALIFORNIA ALL-PURPOSE ACKNOWLEDGMENT

COPY

State of California

County of Orange

ss.

On April 25, 2016
Date

before me, R. Quezada, Notary Public
Name and Title of Officer

Personally appeared David A. Beador

Name(s) of Signer(s)

Who proved to me on the basis of satisfactory evidence to be the person(s) whose name(s) is/are subscribed to the within instrument and acknowledged to me that he/she/they executed the same in his/her/their authorized capacity(ies), and that by his/her/their signature(s) on the instrument the person(s) or, the entity upon behalf of which the person(s) acted, executed the instrument.



I certify under PENALTY OF PERJURY under the laws of the State of California that the foregoing paragraph is true and correct.

WITNESS my hand and official seal,

R. Quezada

Signature of Notary Public

Place Notary Seal Above

OPTIONAL

Though the information below is not required by law, it may prove valuable to persons relying on the document and could prevent fraudulent removal and reattachment of this form to another document

Description of Attached Document

Title or Type of Document: _____

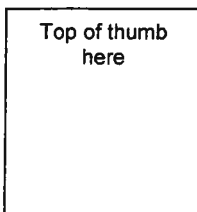
Document Date: _____ Number of Pages: _____

Signer(s) Other Than Named Above: _____

Signer's Name: _____

- Individual
- Corporate Officer Title(s): _____
- Partner- Limited General
- Attorney-in-Fact
- Trustee
- Guardian or Conservator
- Other: _____

Signer is Representing: _____



Signer's Name: _____

- Individual
- Corporate Officer Title(s): _____
- Partner- Limited General
- Attorney-in-Fact
- Trustee
- Guardian or Conservator
- Other: _____

Signer is Representing: _____

