

The undersigned bidder herewith sets forth the name and location of the place of business of each subcontractor who will perform work or labor or render service to the general Contractor in or about the construction of the work or improvement in an amount in excess of one-half (1/2) of the one percent (1%) of the general Contractor's total bid or \$10,000 whichever is greater, and the portion of the work which will be done by each subcontractor as follows:

This image shows a single sheet of white paper with horizontal blue or grey ruling lines. The lines are evenly spaced and run across the width of the page. There is no handwriting or other markings on the paper.

B11

TITLE 49, CODE OF FEDERAL REGULATIONS, PART 29

DEBARMENT AND SUSPENSION CERTIFICATION

The bidder, under penalty of perjury, certifies that, except as noted below, he/she or any person associated therewith in the capacity of owner, partner, director, officer, manager:

is not currently under suspension, debarment, voluntary exclusion, or determination of ineligibility by any federal agency;

has not been suspended, debarred, voluntarily excluded or determined ineligible by any Federal agency within the past 3 years;

does not have a proposed debarment pending; and

has not been indicted, convicted, or had a civil judgment rendered against it by a court of competent jurisdiction in any matter involving fraud or official misconduct within the past 3 years.

If there are any exceptions to this certification, insert the exceptions in the following space.

No Exceptions

Exceptions will not necessarily result in denial of award, but will be considered in determining bidder responsibility. For any exception noted above, indicate below to whom it applies, initiating agency, and dates of action.

Note: Providing false information may result in criminal prosecution or administrative sanctions.

The above certification is part of the Bid. Signing this Bid on the signature portion thereof shall also constitute signature of this Certification.

DECLARATION

The bidder hereby declares under penalty of perjury that the bidder has _____, has not X been convicted within the preceding three years by a court of competent jurisdiction of any charge of fraud, bribery, collusion, conspiracy, or any other act in violation of any state or federal antitrust law in connection with the bidding upon, award of, or performance of, any public works contract, as defined in Public Contract Code Section 1101, with any public entity, as defined in Public Contract Code Section 1100.

The term "bidder" is understood to include any partner, member, officer, director, responsible managing officer, or responsible managing employee thereof.

Note:

The bidder must place a check mark after "has" or "has not" in one of the blank spaces provided.

The above Statement is part of the Bid. Signing this Bid on the signature portion thereof shall also constitute signature of this Statement.

Bidders are cautioned that making a false certification may subject the certifier to criminal prosecution.

QUESTIONNAIRE

The Bidder shall complete, under penalty of perjury, the following questionnaire:

Has the bidder, any officer of the bidder, or any employee of the bidder who has a proprietary interest in the bidder, ever been disqualified, removed, or otherwise prevented from bidding on, or completing a Federal, State, or local government project because of a violation of law or a safety regulation?

Yes _____ No X

If the answer is yes, explain circumstances on a separate page.

COMPLIANCE WITH ORDERS OF NATIONAL LABOR RELATIONS BOARD STATEMENT

The Contractor, hereby states under penalty of perjury, that no more than one final unappealable finding of contempt of court by a Federal court has been issued against the Contractor within the immediately preceding two year period because of the Contractor's failure to comply with an order of a Federal court which orders the Contractor to comply with an order of the National Labor Relations Board.

NON-COLLUSION AFFIDAVIT

In accordance with Public Contract Code Section 7106, the bidder shall execute the Non-Collusion Affidavit that is a part of this Bid, as appropriate for the bidder's business category.

EQUAL EMPLOYMENT OPPORTUNITY CERTIFICATION

The bidder X , proposed subcontractor , hereby certifies that he has X , has not , participated in a previous contract or subcontract subject to the equal opportunity clause, as required by Executive Orders 10925, 11114, or 11246, and that, where required, he has filed with the Joint Reporting Committee, the Director of the Office of Federal Contract Compliance, a Federal Government contracting or administering agency, or the former President's Committee on Equal Employment Opportunity, all reports due under the applicable filing requirement.

Skanska USA Civil West California District Inc.

(Company)

By: Chad Mathes, Vice President

(Title)

Date: October 14, 2009

NOTE:

The above certification is required by the Equal Employment Opportunity Regulations of the Secretary of Labor (41 CFP 60-1.7(b) (1), and must be submitted by bidders and proposed subcontractors only in connection with contracts and subcontracts which are subject to the equal opportunity clause. Contracts and subcontracts which are exempt from the equal opportunity clause are set forth in 41 CFR 60-1.5. (Generally only contracts or subcontracts of \$10,000 or under are exempt.)

Currently, Standard Form 100 (EEO-1) is the only report required by the Executive Orders or their implementing regulations.

Proposed prime contractors and subcontractors who have participated in a previous contract or subcontract subject to the Executive Orders and have not filed the required reports should note that 41 CFR 60-1.7(b) (1) prevents the award of contracts and subcontracts unless such contractor submits a report covering the delinquent period or such other period specified by the Federal Highway Administration or by the Director, Office of Federal Contract Compliance, U.S. Department of Labor.

AFFIDAVIT FOR INDIVIDUAL CONTRACTORS

_____ declares as follows:

That he or she is the party making the foregoing proposal or bid; that the bid is not made in the interest of, or on behalf of, any undisclosed person, partnership, company, association, organization, or corporation; that the bid is genuine and not collusive or sham; that the bidder has not directly or indirectly induced or solicited any other bidder to put in a false or sham bid, and has not directly or indirectly colluded, conspired, connived, or agreed with any bidder or anyone else to put in a sham bid, or that anyone shall refrain from bidding; that the bidder has not in any manner, directly or indirectly, sought by agreement, communication, or conference with anyone to fix the bid price of the bidder or any other bidder, or to fix any overhead, profit, or cost element of the bid price, or of that of any other bidder, or to secure any advantage against the County of Riverside or anyone interested in the proposed contract; that all statements contained in the bid are true, and, further, that the bidder has not, directly or indirectly, submitted his or her bid price or any breakdown thereof, or the contents thereof, or divulged information or data relative thereto, or paid, and will not pay, any fee to any corporation, partnership, company association, organization, bid depository, or to any member or agent thereof to effectuate a collusive or sham bid.

I declare, under penalty of perjury, that the foregoing is true and correct.

Dated this _____ (day) of _____ (month),
_____ (year) at _____, California

Signature of affiant: _____

Note: Notarization of signature required

AFFIDAVIT FOR JOINT VENTURE OR COPARTNERSHIP CONTRACTOR

_____ declares as follows:

That he or she is a member of the joint venture or copartnership firm designated as _____ which is the party making the foregoing proposal or bid; that the bid is not made in the interest of, or on behalf of, any undisclosed person, partnership, company, association, organization, or corporation; that the bid is genuine and not collusive or sham; that the bidder has not directly or indirectly induced or solicited any other bidder to put in a false or sham bid, and has not directly or indirectly colluded, conspired, connived, or agreed with any bidder or anyone else to put in a sham bid, or that anyone shall refrain from bidding; that the bidder has not in any manner, directly or indirectly, sought by agreement, communication, or conference with anyone to fix the bid price of the bidder or any other bidder, or to fix any overhead, profit, or cost element of the bid price, or of that of any other bidder, or to secure any advantage against the County of Riverside or anyone interested in the proposed contract; that all statements contained in the bid are true; and, further, that the bidder has not, directly or indirectly, submitted his or her bid price or any breakdown thereof, or the contents thereof, or divulged information or data relative thereto, or paid, and will not pay, any fee to any corporation, partnership, company association, organization, bid depository or to any member or agent thereof to effectuate a collusive or sham bid.

That he has been and is duly vested with authority to make and sign instruments for the joint venture or copartnership by _____ who constitute the other members of the joint venture or copartnership.

I declare, under penalty of perjury, that the foregoing is true and correct.

Dated this _____ (day) of _____ (month),
_____ (year)
at _____, California

Signature of affiant: _____

Note: Notarization of signature required

AFFIDAVIT FOR CORPORATE CONTRACTOR


Chad Mathes

declares as follows:

That he ~~xxxxxx~~ is Vice President of Skanska USA Civil West California District Inc a corporation which is the party making the foregoing proposal or bid; that the bid is not made in the interest of, or on behalf of, any undisclosed person, partnership, company, association, organization, or corporation; that the bid is genuine and not collusive or sham; that the bidder has not directly or indirectly induced or solicited any other bidder to put in a false or sham bid, and has not directly or indirectly colluded, conspired, connived, or agreed with any bidder or anyone else to put in a sham bid, or that anyone shall refrain from bidding; that the bidder has not in any manner, directly or indirectly, sought by agreement, communication, or conference with anyone to fix the bid price of the bidder or any other bidder, or to fix any overhead, profit, or cost element of the bid price, or of that of any other bidder, or to secure any advantage against the County of Riverside or anyone interested in the proposed contract; that all statements contained in the bid are true; and, further, that the bidder has not, directly or indirectly, submitted his or her bid price or any breakdown thereof, or the contents thereof, or divulged information or data relative thereto, or paid, and will not pay, any fee to any corporation, partnership, company, association, organization, bid depository, or to any member or agent thereof to effectuate a collusive or sham bid.

I declare, under penalty of perjury, that the foregoing is true and correct.

Dated this 14th (day) of October (month),
2009 (year)
at Riverside, California

Signature of affiant: 

Note: Notarization of signature required

Non Lobbying Certification For Federal Aid Contracts

The prospective participant certifies, by signing and submitting this bid or proposal, to the best of his or her knowledge and belief, that:

- (1) No Federal appropriated funds have been paid or will be paid, by or on behalf of the undersigned, to any person for influencing or attempting to influence an officer or employee of any Federal agency, a Member of Congress, an officer or employee of Congress, or an employee of a Member of Congress in connection with the awarding of any Federal contract, the making of any Federal grant, the making of any Federal loan, the entering into of any cooperative agreement, and the extension, continuation, renewal, amendment, or modification of any Federal contract, grant, loan, or cooperative agreement.
- (2) If any funds other than Federal appropriated funds have been paid or will be paid to any person for influencing or attempting to influence an officer or employee of any Federal agency, a Member of Congress, an officer or employee of Congress, or an employee of a Member of Congress in connection with this Federal contract, grant, loan, or cooperative agreement, the undersigned shall complete and submit Standard Form-LLL, "Disclosure of Lobbying Activities," in accordance with its instructions.

This certification is a material representation of fact upon which reliance was placed when this transaction was made or entered into. Submission of this certification is a prerequisite for making or entering into this transaction imposed by Section 1352, Title 31, U.S. Code. Any person who fails to file the required certification shall be subject to a civil penalty of not less than \$10,000 and not more than \$10,000 for each such failure.

The prospective participant also agrees by submitting his or her bid or proposal that he or she shall require that the language of this certification be included in all lower tier subcontracts, which exceed \$100,000 and that all such subrecipients shall certify and disclose accordingly.

DISCLOSURE OF LOBBYING ACTIVITIES

COMPLETE THIS FORM TO DISCLOSE LOBBYING ACTIVITIES PURSUANT TO 31 U.S.C. 1352

Type of Federal... 2. Status of Federal 3. Report Type:

1. Action:

☐

- a. contract
b. grant
c. cooperative agreement
d. loan
e. loan guarantee
f. loan insurance

Action:

☐

- a.
b. initial award
c. post-award

☐

- a. initial
b. material change

For Material Change Only:

year _____ quarter _____
date of last report _____

4. Name and Address of Reporting Entity

☐

Prime

☐

Subawardee
Tier, if known

Congressional District, if known

6. Federal Department/Agency:

5. If Reporting Entity in No. 4 is Subawardee,

Enter Name and Address of Prime:

Congressional District, if known

7. Federal Program Name/Description:

CFDA Number, if applicable _____

8. Federal Action Number, if known:

9. Award Amount, if known:

10. a. Name and Address of Lobby Entity
(If individual, last name, first name, MI)b. Individuals Performing Services (including address if different from No. 10a)
(last name, first name, MI)

(attach Continuation Sheet(s) if necessary)

11. Amount of Payment (check all that apply)

\$ _____ ☐ actual ☐ planned

12. Form of Payment (check all that apply):

- ☐ a. cash
☐ b. in-kind; specify: nature _____ value _____

13 Type of Payment (check all that apply)

☐
☐
☐
☐
☐
☐

- a. retainer
b. one-time fee
c. commission
d. contingent fee
e. deferred
f. other, specify _____

14. Brief Description of Services Performed or to be performed and Date(s) of Service, including officer(s), employee(s), or member(s) contacted, for Payment Indicated in Item 11:

(attach Continuation Sheet(s) if necessary)

15. Continuation Sheet(s) attached: Yes ☐ No ☐

16. Information requested through this form is authorized by Title 31 U.S.C. Section 1352. This disclosure of lobbying reliance was placed by the tier above when his transaction was made or entered into. This disclosure is required pursuant to 31 U.S.C. 1352. This information will be reported to Congress semiannually and will be available for public inspection. Any person who fails to file the required disclosure shall be subject to a civil penalty of not less than \$10,000 and not more than \$100,000 for each such failure.

Signature: _____

Print Name: _____

Title: _____

Telephone No.: 951/684-5360 Date: 10/14/09

Authorized for Local Reproduction
Standard Form - LLL

Federal Use Only:

INSTRUCTIONS FOR COMPLETION OF SF-LLL, DISCLOSURE OF LOBBYING ACTIVITIES

This disclosure form shall be completed by the reporting entity, whether subawardee or prime Federal recipient, at the initiation or receipt of covered Federal action or a material change to previous filing pursuant to title 31 U.S.C. section 1352. The filing of a form is required for such payment or agreement to make payment to lobbying entity for influencing or attempting to influence an officer or employee of any agency, a Member of Congress an officer or employee of Congress or an employee of a Member of Congress in connection with a covered Federal action. Attach a continuation sheet for additional information if the space on the form is inadequate. Complete all items that apply for both the initial filing and material change report. Refer to the implementing guidance published by the Office of Management and Budget for additional information.

1. Identify the type of covered Federal action for which lobbying activity is and/or has been secured to influence, the outcome of a covered Federal action.
2. Identify the status of the covered Federal action.
3. Identify the appropriate classification of this report. If this is a follow-up report caused by a material change to the information previously reported, enter the year and quarter in which the change occurred. Enter the date of the last, previously submitted report by this reporting entity for this covered Federal action.
4. Enter the full name, address, city, state and zip code of the reporting entity. Include Congressional District if known. Check the appropriate classification of the reporting entity that designates if it is or expects to be a prime or subaward recipient. Identify the tier of the subawardee, e.g., the first subawardee of the prime is the first tier. Subawards include but are not limited to subcontracts, subgrants and contract awards under grants.
5. If the organization filing the report in Item 4 checks "Subawardee" then enter the full name, address, city, state and zip code of the prime Federal recipient. Include Congressional District, if known.
6. Enter the name of the Federal agency making the award or loan commitment. Include at least one organization level below agency name, if known. For example, Department of Transportation, United States Coast Guard.
7. Enter the Federal program name or description of the covered Federal action (item 1). If known, enter the full Catalog of Federal Domestic Assistance (CFDA) number for grants, cooperative agreements, loans and loan commitments.
8. Enter the most appropriate Federal identifying number available for the Federal action identification in item 1 (e.g., Request for Proposal (RFP) number, Invitation for Bid (IFB) number, grant announcement number, the contract grant or loan award number, the application/proposal control number assigned by the Federal agency). Include prefixes, e.g., "RFP-DE-90-001."
9. For a covered Federal action where there has been an award or loan commitment by the Federal agency, enter the Federal amount of the award/loan commitments for the prime entity identified in item 4 or 5.
10. (a) Enter the full name, address, city, state, and zip code of the lobbying entity engaged by the reporting entity identified in item 4 to influenced the covered Federal action.
(b) Enter the full names of the individual(s) performing services and include full address if different from 10(a). Enter Last Name, First Name and Middle Initial (MI).
11. Enter the amount of compensation paid or reasonably expected to be paid by the reporting entity (item 4) to the lobbying entity (item 10). Indicate whether the payment has been made (actual) or will be made (planned). Check all boxes that apply. If this is a material change report, enter the cumulative amount of payment made or planned to be made.
12. Check the appropriate box(es). Check all boxes that apply. If payment is made through an in-kind contribution, specify the nature and value of the in-kind payment.
13. Check the appropriate box(es). Check all boxes that apply. If other, specify nature.
14. Provide a specific and detailed description of the services that the lobbyist has performed or will be expected to perform and the date(s) of any services rendered. Include all preparatory and related activity not just time spent in actual contact with Federal officials. Identify the Federal officer(s) or employee(s) contacted or the officer(s) employee(s) or Member(s) of Congress that were contacted.
15. Check whether or not a continuation sheet(s) is attached.
16. The certifying official shall sign and date the form, print his/her name title and telephone number.

Public Reporting burden for this collection of information is estimated to average 30 minutes per response, including time for reviewing instructions, searching existing data sources, gathering and maintaining the data needed, and completing and reviewing the collection of information. Send comments regarding the burden estimate or any other aspect of this collection of information, including suggestions for reducing this burden to the Office of Management and Budget, Paperwork Reduction Project (0348-0046), Washington, D.C. 20503.

BID BOND

Recitals:

1. Skanska USA Civil West California District Inc. "Contractor", has submitted his Contractor's Proposal to County of Riverside, "County", for the construction of public work for State Highway 10 at Palm Drive/Gene Autry Trail, Project No. A4-0740, Federal AID No. HPLUESPL-5956(179); Gene Autry Trail Widening from UPRR to Salvia Road, Project No. B9-0995, Federal AID No. RFMSTPL-5282(018) in accordance with a Notice Inviting Bids of County dated October 14, 2009.

2. Traveler's Casualty and Surety Company of America a Connecticut corporation, hereafter called "Surety", is the surety of this Bond.

Agreement:

We, Contractor as principal and Surety as surety, jointly and severally agree and state as follows:

1. The amount of the obligation of this bond is 10% of the amount of the Contractor's Proposal, including bid alternates, and inures to the benefit of County.
2. This Bond is exonerated by (1) County rejecting said Proposal or, in the alternate, (2) if said Proposal is accepted, Contractor executes the Agreement and furnishes the Bonds as agreed to in its Proposal, otherwise it remains in full force and effect for the recovery of loss, damage and expense of County resulting from failure of Contractor to act as agreed to in its Proposal. Some types of possible loss, damage and expense are specified in the Contractor's Proposal.
3. Surety, for value received, stipulates and agrees that its obligations hereunder shall in no way be impaired or affected by any extension of time within which County may accept the Proposal and waives notice of any such extension.
4. This Bond is binding on our heirs, executors, administrators, successors and assigns.

Dated: October 9, 2009

Travelers Casualty and Surety Company of America

By

Title:

Jeanette Santana
Attorney in Fact: Jeanette Santana

"Surety"

Skanska USA Civil West California District Inc.

By

Title:

"Contractor"

STATE OF CALIFORNIA
COUNTY OF _____

} ss. SURETY'S ACKNOWLEDGEMENT

On _____ before me, _____ personally appeared, _____, known to me, or proved to me on the basis of satisfactory evidence, to be the person whose name is subscribed to the within instrument and acknowledged to me that he/she executed the same in his/her authorized capacities, and that by his/her signature on the instrument the person, or the entity upon behalf of which the person acted, executed the instrument.

WITNESS my hand and official seal.

SEE ATTACHED ACKNOWLEDGMENT

Signature of Notary Public

Notary Public (Seal)


Note: All signatures must be notarized

COPY

CALIFORNIA ALL-PURPOSE ACKNOWLEDGEMENT

State of California
County of Riverside

On October 14, 2009, before me, Irene C. Rumbaugh, Notary Public,
personally appeared Chad Mathes,



who proved to me on the basis of satisfactory evidence to be the person whose name is subscribed to the within instrument and acknowledged to me that he executed the same in his authorized capacity, and that by his signature on the instrument the person, or the entity upon behalf of which the person acted, executed the instrument.

I certify under PENALTY OF PERJURY under the laws of the State of California that the foregoing paragraph is true and correct.

WITNESS my hand and official seal.

Irene C. Rumbaugh
Signature of Notary Public

OPTIONAL

Though the information below is not required by law, it may prove valuable to persons relying on the document and could prevent fraudulent removal and reattachment of this form to another document.

Description of Attached Document

Title or Type of Document: Bid Bond
Document Date: October 9, 2009 Number of Pages: 1
Signer(s) Other Than Named Above: _____

Capacity(ies) Claimed by Signer(s)

Signer's Name: Chad Mathes

- ☐ Individual
☒ Corporate Officer
Title(s): Vice President
☐ Partner - ☐ Limited ☐ General
☐ Attorney-in-Fact
☐ Trustee
☐ Guardian or Conservator
☐ Other: _____

RIGHT THUMBPRINT
OF SIGNER
TOP OF THUMB HERE

Signer is Representing:
Skanska USA Civil West
California District Inc.

Signer's Name: _____

- ☐ Individual
☐ Corporate Officer
Title(s): _____
☐ Partner - ☐ Limited ☐ General
☐ Attorney-in-Fact
☐ Trustee
☐ Guardian or Conservator
☐ Other: _____

RIGHT THUMBPRINT
OF SIGNER
TOP OF THUMB HERE

Signer is Representing: _____

POWER OF ATTORNEY

TRAVELERS 

Farmington Casualty Company
 Fidelity and Guaranty Insurance Company
 Fidelity and Guaranty Insurance Underwriters, Inc.
 St. Paul Fire and Marine Insurance Company
 St. Paul Guardian Insurance Company

St. Paul Mercury Insurance Company
 Travelers Casualty and Surety Company
 Travelers Casualty and Surety Company of America
 United States Fidelity and Guaranty Company

Attorney-In Fact No. 221209

Certificate No. 003145001

KNOW ALL MEN BY THESE PRESENTS: That St. Paul Fire and Marine Insurance Company, St. Paul Guardian Insurance Company and St. Paul Mercury Insurance Company are corporations duly organized under the laws of the State of Minnesota, that Farmington Casualty Company, Travelers Casualty and Surety Company, and Travelers Casualty and Surety Company of America are corporations duly organized under the laws of the State of Connecticut, that United States Fidelity and Guaranty Company is a corporation duly organized under the laws of the State of Maryland, that Fidelity and Guaranty Insurance Company is a corporation duly organized under the laws of the State of Iowa, and that Fidelity and Guaranty Insurance Underwriters, Inc., is a corporation duly organized under the laws of the State of Wisconsin (herein collectively called the "Companies"), and that the Companies do hereby make, constitute and appoint

Michael Sheahan, Matthew Kelly, Geoffrey R. Green, Teri L. Koehler, Julia Grimes, and Jeanette Santana

of the City of Fremont, State of California, their true and lawful Attorney(s)-in-Fact, each in their separate capacity if more than one is named above, to sign, execute, seal and acknowledge any and all bonds, recognizances, conditional undertakings and other writings obligatory in the nature thereof on behalf of the Companies in their business of guaranteeing the fidelity of persons, guaranteeing the performance of contracts and executing or guaranteeing bonds and undertakings required or permitted in any actions or proceedings allowed by law.

IN WITNESS WHEREOF, the Companies have caused this instrument to be signed and their corporate seals to be hereto affixed, this 11th day of May, 2009.

Farmington Casualty Company
 Fidelity and Guaranty Insurance Company
 Fidelity and Guaranty Insurance Underwriters, Inc.
 St. Paul Fire and Marine Insurance Company
 St. Paul Guardian Insurance Company

St. Paul Mercury Insurance Company
 Travelers Casualty and Surety Company
 Travelers Casualty and Surety Company of America
 United States Fidelity and Guaranty Company



State of Connecticut
 City of Hartford ss.

By: George W. Thompson
 George W. Thompson, Senior Vice President

On this the 11th day of May, 2009, before me personally appeared George W. Thompson, who acknowledged himself to be the Senior Vice President of Farmington Casualty Company, Fidelity and Guaranty Insurance Company, Fidelity and Guaranty Insurance Underwriters, Inc., St. Paul Fire and Marine Insurance Company, St. Paul Guardian Insurance Company, St. Paul Mercury Insurance Company, Travelers Casualty and Surety Company, Travelers Casualty and Surety Company of America, and United States Fidelity and Guaranty Company, and that he, as such, being authorized so to do, executed the foregoing instrument for the purposes therein contained by signing on behalf of the corporations by himself as a duly authorized officer.

In Witness Whereof, I hereunto set my hand and official seal.
 My Commission expires the 30th day of June, 2011.



Marie C. Tetreault
 Marie C. Tetreault, Notary Public

STATE OF CALIFORNIA


COUNTY OF ALAMEDA

SS.


On October 9, 2009, before me, Julia Grimes, Notary Public, personally appeared Jeanette Santana, who proved to me on the basis of satisfactory evidence to be the person whose name is subscribed to the within instrument and acknowledged to me that she executed the same in her authorized capacity, and that by her signature on the instrument the person, or the entity upon behalf of which the person acted, executed the instrument.

I certify under PENALTY OF PERJURY under the laws of the State of California that the foregoing paragraph is true and correct.

WITNESS my hand and official seal.



(Seal)


Julia Grimes, Notary Public - California

Description of Attached Document:

Skanska USA Civil West California District Inc.
County of Riverside, Transportation Department
State Highway 10 at Palm Drive/Gene Autry Trail, Project No. A4-0740,
Federal AID No. HPLUESPL-5956(179) and Gene Autry Trail Widening
from UPRR to Salvia Road, Project No. B9-0995, Federal AID No.
RPMSTPL-5282(018)
Bid Bond

Company Profile

TRAVELERS CASUALTY AND SURETY COMPANY OF AMERICA

ONE TOWER SQUARE, 4MN TRAVELERS / Mary T. Restelli
HARTFORD, CT 06183
877-872-8737

Former Names for Company

Old Name: AETNA CASUALTY & SURETY COMPANY OF
AMERICA

Effective Date: 07-01-1997

Agent for Service of Process

KAREN HARRIS, 2730 GATEWAY OAKS DRIVE SUITE 100 SACRAMENTO, CA 95833
Unable to Locate the Agent for Service of Process?

Reference Information

NAIC #:	31194
NAIC Group #:	<u>3548</u>
California Company ID #:	2444-8
Date authorized in California:	July 31, 1981
License Status:	UNLIMITED-NORMAL
Company Type:	Property & Casualty
State of Domicile:	CONNECTICUT

Lines of Insurance Authorized to Transact

The company is authorized to transact business within these lines of insurance. For an explanation of any of these terms, please refer to the [glossary](#).

AIRCRAFT
AUTOMOBILE
BOILER AND MACHINERY
BURGLARY
COMMON CARRIER LIABILITY
CREDIT
DISABILITY
FIRE
LIABILITY

MARINE
MISCELLANEOUS
PLATE GLASS
SPRINKLER
SURETY
TEAM AND VEHICLE
WORKERS' COMPENSATION

Company Complaint Information

[Company Enforcement Action Documents](#)
[Company Performance & Comparison Data](#)
[Composite Complaint Studies](#)

Want More?

[Help Me Find a Company Representative in My Area](#)

[Financial Rating Organizations](#)

Last Revised - June 26, 2009 05:53 PM
Copyright © California Department of Insurance



COUNTY OF RIVERSIDE

TRANSPORTATION AND LAND MANAGEMENT AGENCY



Juan C. Perez, P.E., T.E.
Director of Transportation

Transportation Department

ADDENDUM NUMBER 1
Dated September 24, 2009

to the
Specifications and Contract Documents
for the construction of

**I-10/ Palm Drive/ Gene Autry Trail
Interchange Improvement Project
Project No A40740
Federal Aid No. HPLUESPL- 5956 (179)
And
Gene Autry Trail Widening
From UPRR to Salvia Road
Project No. B9-0995
Federal Aid No. RPMSTPL-5282 (018)**

SEP 28 2009

Bids Due: Wednesday, October 7, 2009; 2:00 p.m.
14th Street Transportation Annex
3525 14th Street; Riverside, CA 92501
(951) 955-6780

This Addendum is issued pursuant to Section 3-1.04 of the Contract Document for the referenced project. This Addendum is issued as a supplement to the plans and Special Provisions for the referenced project. The revisions to the plans and specifications shall become a part of the Contract Documents, and each bidder shall acknowledge receipt thereof on the Contractor's Proposal. Bidders are directed to sign this addendum as acknowledged, and attach the signed addendum to the contractor's submitted proposal.

MODIFICATIONS / CLARIFICATIONS TO SPECIAL PROVISIONS

Item 1: Revised Proposal. Refer to "Proposal" page B2-B9 (Book 1 of 4). Proposal (pages B2 through B9) is deleted and replaced with revised "PROPOSAL" attached herewith as **Attachment "A"**.

I-10/ PALM DRIVE/ GENE AUTRY TRAIL INTERCHANGE IMPROVEMENT PROJECT

a. "Estimated Quantities" are changed from the following bid items:

- Item I 19, "PORTABLE CHANGEABLE MESSAGE SIGN"
- Item I 35, "ROADWAY EXCAVATION"
- Item I 49, "HOT MIX ASPHALT (TYPE A)"
- Item I 81, "600 MM ALTERNATIVE PIPE CULVERT"

b. The following bid items have been deleted:

- Item I 127, "RESIDENT ENGINEER'S OFFICE"

c. The following bid items have been added:

- Item I 132, "CALTRANS ENCROACHMENT PERMIT"
- Item I 133, "FEDERAL TRAINEE PROGRAM"
- Item I 134, "SIGNAL AND LIGHTING (LOCATION 3)"
- Item I 135, "TEMPORARY SIGNAL AND LIGHTING (LOCATION 4)"
- Item I 136, "ELECTRICAL LINE EXTENSION (LOCATION 1 AND 2)"
- Item I 137, "ELECTRICAL LINE EXTENSION (LOCATION 3)"
- Item I 138, "ELECTRICAL LINE EXTENSION (LOCATION 4)"
- Item I 139, "JACKED 600MM REINFORCED CONCRETE PIPE CULVERT (TYPE III)"
- Item I 140, "2100MM REINFORCED CONCRETE PIPE CULVERT"
- Item I 141, "JACKED 2100MM REINFORCED CONCRETE PIPE CULVERT (TYPE V)"
- Item I 140, "EDISON LINE EXTENSION FOR TEMPORARY SIGNAL"
- Item I 142, "MISCELLANEOUS DIRECTED WORK"
- Item I 143, "TEMPORARY ELECTRICAL SERVICE"
- Item I 144, "TEMPORARY SIGNAL AND LIGHTING MAINTENANCE (LOCATION 4)"
- Item I 145, "600MM REINFORCED CONCRETE PIPE CULVERT"

d. The following bid items are final pay items:

- Item I 35, "ROADWAY EXCAVATION"

GENE AUTRY TRAIL WIDENING PROJECT

a. "Estimated Quantities" are changed from the following bid items:

- Item R 10, "ROADWAY EXCAVATION"
- Item R 12, "HOT MIX ASPHALT"
- Item R 13, "CLASS 2 AGGREGATE BASE"

b. The following bid items have been deleted:

- Item R 61, "RESIDENT ENGINEER'S OFFICE"

Item 2:

Hours of Work. Refer to Section 2-1.01 "GENERAL" (Book 1 of 4, page 9, paragraph three) and Section 4 "BEGINNING OF WORK, TIME OF COMPLETION AND LIQUIDATED DAMAGES" (Book 1 of 4, page 20, paragraph two) is deleted and replaced to read as follows:

Hours of construction activities as identified in the Riverside County Municipal Code, Section 15.04.020, General Regulations shall be limited to hours specified. The permissible hours for construction are 7 am to 6 pm from October 1 through May 30 and from 6 am to 6 pm from June 1 through September 30. Limited exceptions will be permitted for those activities requiring lane closures that are only allowed during the

restricted times. Such activities are to be conducted in accordance with "Maintaining Traffic" of the Standard Specifications and these Special Provisions and as directed by the Engineer.

Item 3: **Clarification of Schedule 1 and Schedule 2.** Both Schedule 1 and Schedule 2 are considered Base Bids. There are no alternate bids. Schedule 1 and 2 are separate and distinct federally funded projects. Contractor shall document all activities separately for each project.

Item 4: **Clarification of Equal Employment Opportunity Certification Submittal.** Refer to (Book 1 of 4, page B15). The Prime Contractor shall submit the Equal Employment Opportunity Certification at time of bid submittal. The lowest responsible bidder will have 4 working days after bid opening to submit their Subcontractors Equal Employment Opportunity Certification.

Item 5: **DBE Forms.** Refer to Book 1 of 4, starting on page 24, Section 5-1.04, "SUBCONTRACTOR AND RECORDS" and Section 5-1.05, DBE CERTIFICATION STATUS". Two forms, associated with the Disadvantaged Business Enterprise Program (DBE), are as follows:

1. Exhibit 17-F "Final Report - Utilization of DBE, First-Tier Subcontractors"
2. Exhibit 17-O "DBE Certification Status Change"

These forms, including procedures, are included as **Attachment "I"** and made part hereof.

Item 6: **Clarification of DBE Form Submittals** .With respect to the Disadvantaged Business Enterprise (DBE) Program, the Contractor shall document all DBE participation under Schedule 1 separately from Schedule 2. Because Schedule 1 is a Federally funded project of the County of Riverside, and Schedule 2 is a separate Federally funded project of the City of Palm Springs, the contractor shall fully comply with all requirements of the DBE Program for each schedule separately.

The Underutilized Disadvantaged Business Enterprise (UDBE) contract goal for Schedule 1 is 2.0%.

The UDBE contract goal for Schedule 2 is 1.25%.

Exhibits 15-G(1) and 15-G(2), as included in the bid documents, are deleted and replaced with Attachment "B" which is made a part hereof.

Full compliance with the requirements of the DBE program, including this addendum item, shall be considered as included in the various items of work, and no additional compensation will be allowed therefor.

Item 7: Copper Cable to Bar Reinforcing Steel (Electric Bond) Connection. The following Special Provisions are added:

This work shall consist of connecting reinforcing bars to provide electrical interconnection. The work shall be in accordance with the details shown on the plans and as specified in these special provisions.

The copper cable shall be fusion welded to the bar reinforcing steel by an exothermic type welding process as shown on the plans. Materials used shall be in accordance with the manufacturer's recommendations regarding the mold size and shape, and the charge size and alloy mixture for the powder.

The copper cable shall conform to the provisions in Section 86-2.08B, "Multiple Circuit Conductors," of the Standard Specifications.

Rubber splicing compound, commercially available, shall be applied to the welded connection.

Apply 2 layers of tape, each half lapped. The tape shall be commercially available vinyl electrical tape with minimum thickness of 175 µm.

Full compensation for copper cable to bar reinforcing steel (electrical bond) connection shall be considered as included in the contract price per kilogram for "Bar Reinforcing Steel (Bridge)" and no additional compensation will be allowed therefor.

Item 8: Temporary Shoring. The following Special Provisions are added:

Attention is directed to temporary shoring that may be required for stage construction at various locations, including but not limited to, ramps, approach roadway and bridge abutments.

Full compensation for temporary shoring for stage construction shall be considered as included in the contract prices paid for the various items of work involved and no additional compensation will be allowed.

Item 9: Southern California Gas Company Letter. The contractor shall fully comply with the letter dated August 18, 2009 from the Southern California Gas Company, with respect to the existing 36 inch diameter gas pipeline, which crosses Gene Autry Trail south of existing Micro Place / Salvia Road, and with respect to the replacement pipeline, once that pipeline is in place. That letter is attached, designated as Attachment "E" and made a part hereof. It is anticipated that the Gas Company's on-site inspector will allow small equipment to operate over and near the gas pipeline. The Contractor shall obtain approval from the Gas Company's representative prior to performing any work that is in close proximity to the gas pipeline, as described in Attachment "E".

Full compliance with the requirements of this addendum item shall be considered as included in the various items of work, and no additional compensation will be allowed therefor.

Item 10: Construction Project Information Signs. Refer to Section 10-1.02 "CONSTRUCTION PROJECT INFORMATION SIGNS" (Book 2 of 4, page 69 of 292a). The following

Special Provisions are revised as follows:

Two weeks before starting any major physical construction work readily visible to highway users in this contract, the Contractor shall furnish and erect 2 Type 2 Construction Project Information Signs, 4 Recovery ACT Funding Identification Signs (Type G) and 2 Construction Funding Signs at the locations designated by the Engineer. Refer to Appendix C, Recovery Act Funding Sign Policy for specific sign details. Refer to Attachment "F" for specific sign detail for the Construction Funding Signs. On completion of the project, the Contractor shall remove and dispose of the Construction Project Information Signs, Recovery Act Funding Identification Signs and the Construction Funding Signs.

The signs and overlays shall be of a type and material consistent with the estimated time of completion of the project and shall conform to the details shown on the plans.

The sign letters, border and the Department's construction logos shall conform to the colors (non-reflective) and details shown on the plans, and shall be on a white background (non-reflective). The colors blue and orange shall conform to PR Color Number 3 and Number 6, respectively, as specified in the Federal Highway Administration's Color Tolerance Chart.

The Construction Project Information Sign message to be used for fund types shall consist of the following, in the order shown:

FEDERAL HIGHWAY TRUST FUNDS
Transportation Uniform Mitigation Fees/MEASURE A
American Recovery and Reinvestment Act

The sign message to be used for type of work shall consist of the following:

BRIDGE CONSTRUCTION

The sign message to be used for the Year of Completion of Project Construction will be furnished by the Engineer. The Contractor shall furnish and install the "Year" sign overlay within 10 working days of notification of the year date to be used.

The letter sizes to be used shall be as shown on the plans. The information shown on the signs shall be limited to that shown on the plans.

The signs shall be kept clean and in good repair by the Contractor.

Within two weeks after completion of the work, the signs shall be removed and disposed of outside the highway right of way in conformance with the provisions in Section 7-1.13 of the Standard Specifications.

Full compensation for furnishing, erecting, maintaining, cleaning and removing and disposing of the Construction Project Information signs, Recovery ACT Funding Identification Signs and Construction Funding Signs shall be considered as included in the contract lump sum price paid for "Construction Area Signs", and no additional compensation will be allowed therefore.

Item 11: **Order of Work.** Refer to Section 10-1.03 "Order of Work" (Book 2 of 4, page 71) The fourth paragraph is deleted and replaced with the following:

The first order of work shall be to place the order for the electrical equipment and other state furnished materials, as well as securing power/service from the serving utilities for Traffic Signal and Lighting where necessary. The Engineer shall be furnished with a statement from the vendor that the electrical equipment and the state furnished materials have been ordered. It is the contractor's responsibility to update the Resident Engineer of any unforeseen issues that they may have in obtaining the electrical equipment and state furnished materials in a timely manner to cause no delays in the project.

Item 12: Nonhighway Facilities (Including Utilities). Refer to Section 10-1.16 "Nonhighway Facilities (Including Utilities)" (Book 2 of 4, page 86). The table is deleted and replaced as follows:

Utility	Utility Address	Location	Days
AT&T underground line	AT&T 22311 Brookhurst St, Ste 203 Huntington Beach, CA 92646 (714) 963-6793	Under Palm Drive/Gene Autry Trail and within Palm Drive Overcrossing	25
Verizon underground line	Verizon 295 North Sunrise Way Palm Springs, CA 92262 (760) 864-1720	Under Palm Drive/Gene Autry Trail and within Palm Drive Overcrossing	45
Southern California Gas Company	SCGC – Distributions 1981 W. Lugonia Avenue, SC8031 Redlands, CA 92374-9796 (909) 335-7507	Under Gene Autry Trail, Micro Place and Salvia Road	30
Time Warner Cable	83-473 Avenue 45 Indio, CA 92201 (760) 674-5452	Under Palm Drive/Gene Autry Trail and within Palm Drive Overcrossing	10
Southern California Edison Line Extension	Southern California Edison Attn: Bobby Gray 36100 Cathedral Canyon Drive Cathedral City, CA 92344	Location 1 Signal, north corner to Location 2 Signal, west corner	10

Item 13: Insurance. Refer to Section 10-1.23 "Insurance" (Book 2 of 4, page 114). The following are added:

4. "The City of Palm Springs, its officers, directors, agents and employees".
5. "The City of Desert Hot Springs, its officers, directors, agents and employees".

Item 14: Cooperation. The following Special Provisions are added:

It is anticipated that work by another contractor may be in progress adjacent to the limits of this project during progress of the work on this contract. The following table is a lists of contracts anticipated to be in progress during this project.

Contract No.	Co-Rte-KP	Location	Type of Work
08-455704	Riv-10-52.5/54.1	at Indian Avenue	Reconstruct interchange
08-455904	Riv-10-62.8/64.2	at Date Palm Drive	Reconstruct interchange
08-456004	Riv-10-68.2/70.7	at Ramon Road	Reconstruct interchange

The Contractor shall communicate on a regular basis with the other Contractors and agencies responsible for the other near vicinity interchanges. Given the proximity of the interchanges, inter-project coordination regarding schedule and closures will be essential for efficient operation and traffic handling at each project. All ramp and lane closures will be subject to coordination with adjacent interchange project schedules.

Should construction be under way by other forces or by other Contractors within or adjacent to the limits of the work specified or should work of any other nature be under way by other forces within or adjacent to those limits, the Contractor shall cooperate with all the other Contractors or other forces to the end that any delay or hindrance to their work will be avoided. The right is reserved to perform other or additional work at or near the site (including material sources) at any time, by the use of other forces.

When two or more Contractors are employed on related or adjacent work, or obtain materials from the same material source, as provided in Section 6-2.02, "Possible Local Material Sources" or Section 6-2.03, "Mandatory Local Material Sources", each shall conduct their operations in such a manner as not to cause any unnecessary delay or hindrance to the other.

Each Contractor shall be responsible to the other for all damage to work, to persons or property caused to the other by their operations, and for loss caused the other due to unnecessary delays or failure to finish the work within the time specified for completion.

Full compliance with the requirements of this addendum item including cooperating and coordinating with other Contractors, shall be considered as included in the various items of work, and no additional compensation will be allowed therefor.

Item 15: Jacked Reinforced Concrete Pipe. The following Special Provisions are added:

Adhere to the standard specifications and Chapter 600 of the Caltrans Encroachment Permit manual when jacking reinforced concrete pipe. After jacking 2100 mm reinforced concrete pipe, remove and recompact material above the pipe from 300 mm above the top of the pipe to finished subgrade.

The contract price paid per meter for "Jacked Reinforced Concrete Pipe" shall include all work to be performed in placing reinforced concrete pipe, including excavation and protection of jacking and receiving pits, monitoring and repair of surface subsidence, material removal and recompaction, complete, in place, as specified in the plans and specifications and as directed by the Engineer.

Item 16: Signals, Lighting and Electrical Systems. Refer to Section 10-3.01 "Signals, Lighting and Electrical Systems" (Book 2 of 4, page 260)

"Description". The following Special Provisions are added:

Traffic Signal work shall be performed at the following locations:

- C. Location 3: Varner Rd/Palm Drive
- D. Location 4: Dillon Road/N Indian Canyon Drive (temporary signal)

Location 3 - The County shall furnish a signed traffic signal plan similar to the attached Attachment "G" Location 3 traffic signal layout plan and traffic signal poles to the Contractor.

Location 4 - The Contractor shall submit a temporary traffic signal plan similar to the attached Attachment "G" Location 4 traffic signal layout plan to the Engineer for approval. Video imaging detection system, emergency vehicle detections, and a traffic signal controller assembly capable of time of day plans shall be utilized. Work involved in temporary traffic signal system consists of furnishing, installing, operating, maintaining, and removing the temporary traffic signal system.

Traffic signal system at Location 3 and 4 shall be built in advance of implementing traffic detour that affects those intersections.

Traffic signal system for Location 3 and 4 shall meet the attached supplement Special Provisions for Signals, Lighting, and Electrical Systems.

The Contractor shall be responsible for maintaining and operating traffic signal at Location 4, revise its signal phasing and timing as many times as deemed necessary during construction to maintain and protect traffic and pedestrian movements where shown on the plans, or as proposed by the Contractor and approved by the Engineer, or as directed by the Engineer.

The Contractor shall be responsible for obtaining electrical service for Locations 3 and 4 and pay for electricity for signal operation at Location 4 during construction.

The contract price for "Signal and Lighting (Location 3)" shall be considered as full compensation for labor, equipment, personnel and incidentals to construct the traffic signals complete, in place, including all coordination with the Edison Company, and no additional compensation will be allowed therefor.

The contract price for "Temporary Signal and Lighting (Location 4)" shall be considered as full compensation for labor, equipment, personnel and incidentals to construct the temporary traffic signals complete, in place, including all coordination and fees with the Edison Company, the removal and disposal of the temporary signal and no additional compensation will be allowed therefor.

The contract price per month for "Temporary Signal and Lighting Maintenance" shall include all labor, equipment, materials and incidental to maintain, operate, repair and provide electrical service for Temporary Signal and Lighting (Location 4) and no additional compensation will be allowed therefor.

Item 17: Miscellaneous Directed Work. The following Special Provisions are added:

Miscellaneous Directed Work shall consist of necessary work that is not included in other contract bid items, as determined by the Engineer. Miscellaneous Directed Work shall be performed as directed by the engineer and in accordance with the applicable standards and specifications.

Full compensation for implementing "Miscellaneous Directed Work" shall be made on a force account basis, in accordance with Section 9-1.03 of the Standard Specifications. The total accumulated costs for the Miscellaneous Directed Work shall not exceed the amount specified in the contract bid item, unless otherwise increased by change order.

- Item 18:** **Graffiti Removal.** Refer to Section 10-1.19 "Construction Site Management" (Book 2 of 4, pages 97 through 110). The following Special Provisions are added:

GRAFFITI REMOVAL

Graffiti that appears at the construction site will be painted over or removed within twenty-four hours. Paint, if used to cover graffiti will match the color of the surface to which it is applied and will be suitable for the intended purpose. Should graffiti damage traffic control devices, traffic control devices shall be replaced at Contractor's expense.

Full compensation for graffiti removal, including labor, equipment, materials, and incidentals, including the replacement of traffic control devices, shall be paid as a part of the lump sum contract for "Construction Site Management" and no additional compensation will be allowed therefor.

- Item 19:** **Time Related Overhead.** Section 10-1.05 "Force Account Payment" (Book 2 of 4, page 73), sixth paragraph starting with the words "The above markups ..." is deleted.

- Item 20:** **Project Information.** The following information is available as a free download for use by the Contractor at the following County website:

http://www.rctlma.org/trans/con_bid_advertisements.html

- Cross sections
- Foundation Report
- Materials Report
- Geotechnical Report
- Bridge As-Built Plans (Interchange)
- Stormwater Data Report
- Amendments to the Caltrans Standard Specifications Dated July 1999 (Issued 02-06-09)
- Bridge As-Built Plans (UPRR Crossing)
- Supplemental Project Information, Section 10-1.06

The attachments (and downloadable files) are provided for reference only. The County of Riverside Transportation Department does not guarantee the accuracy of this data.

- Item 21:** **General Criteria for Profiling.** Refer Section 10-1.58 "Hot Mix Asphalt" (Book 2 of 4, page 185). The following Special Provisions are added:

General Criteria for Profiling

In addition to the straightedge provisions in Section 39-6.03, "Compacting" of the Standard Specifications, asphalt concrete pavement shall conform to the surface tolerances specified herein.

The uppermost layer of asphalt concrete surfacing shall be profiled in the presence of the Engineer using a California Profilograph or equivalent in conformance with California Test 526 and as specified in these Special Provisions.

The California Profilograph or equivalent will not be required for the following areas of the pavement surface but shall conform to the straightedge requirements in Section 39-6.03, "Compacting" of the Standard Specifications:

1. Pavement with a total thickness less than 0.24 foot;
2. Pavement on horizontal curves with a centerline curve radius of less than 1,000 feet and the pavement within the superelevation transition on those curves;
3. Pavement placed in a single lift when required by the Special Provisions;
4. Pavement with extensive grade or cross slope correction which does not receive advance leveling operations in conformance with the provisions in Section 39-6.02, "Spreading" of the Standard Specifications;
5. Pavement for ramps and connectors with steep grades and high rates of superelevation, as determined by the Engineer;
6. Shoulders and miscellaneous areas.

The Contractor shall conform to California Test 526, except a zero (null) blanking band shall be used for determining the Profile Index. Prior to beginning profiles, the profilograph shall be calibrated in the presence of the Engineer. Two profiles shall be obtained within each traffic lane, 3 feet from and parallel with the edges of the lane.

Pavements profiled shall conform to the following Profile Index requirements:

1. Pavement on tangent alignment and pavement on horizontal curves having a centerline curve radius of 2,000 feet or more shall have a Profile Index of 0.16 foot or less for each 330 feet section profiled;
2. Pavement on horizontal curves having a centerline curve radius of 1,000 feet or more but less than 2,000 feet, including the pavement within the superelevation transition of these curves, shall have a Profile Index of 0.32 foot or less for each 330 feet section profile;
3. Pavement within any 330 feet section, containing high point areas with deviations in excess of 0.025 foot in a length of 25 feet or less, when tested in conformance with the requirements in California Test 526, shall be corrected by the Contractor regardless of the Profile Index.

The Contractor shall complete initial runs of the profilograph prior to opening the pavement to public traffic. If initial profiles can not be made prior to opening the pavement to public traffic, the initial runs of the profilograph shall be made the next day that traffic control is permitted for the area to be profiled.

Areas of the top surface of the uppermost layer of asphalt concrete pavement that do not meet the specified surface tolerances shall be brought within tolerance by abrasive grinding.

Abrasive grinding shall be performed to reduce individual deviations in excess of 0.025 foot, and to reduce the Profile Index of the pavement to be within the specified tolerance.

Areas which have been subjected to abrasive grinding shall receive a seal coat. Deviations in excess of 0.025 foot which cannot be brought into specified tolerance by abrasive grinding shall be corrected by either (1) removal and replacement or (2) placing an overlay of asphalt concrete. The corrective method for each area shall be selected by the Contractor and shall be approved by the Engineer prior to beginning the corrective work. Replacement or overlay pavement not meeting the specified tolerances shall be corrected by the methods specified above. Corrective work shall be at the Contractor's expense. The Contractor shall run profilograms on the areas that have received abrasive grinding or corrective work until the final profilograms indicate the Profile Index of the area is within the specified tolerance.

When abrasive grinding is used to bring the top surface of the uppermost layer of asphalt concrete surfacing within the specified surface tolerances, additional abrasive grinding shall be performed as necessary to extend the area ground in each lateral direction so that the lateral limits of grinding are at a constant offset from, and parallel with, the nearest lane line or pavement edge, and in each longitudinal direction so that the grinding begins and ends at lines normal to the pavement centerline, within a ground area. Ground areas shall be neat rectangular areas of uniform surface appearance.

The original of the final profilograms that indicate the pavement surface is within the Profile Index specified shall become the property of the County and shall be delivered to the Engineer prior to acceptance of the contract.

Full compensation including labor, equipment, materials and incidentals, for Profiling will be included in the contract price for "Hot Mix Asphalt" and no additional compensation will be allowed therefor.

Item 22: Encroachment Permit. The following Special Provisions are added:

It shall be the responsibility of the Contractor to obtain a duplicate State of California Department of Transportation (Caltrans) Encroachment Permit and pay all fees required by Caltrans for the work done within State Right Of Way prior to commencing any work.

It shall be the responsibility of the Contractor to obtain an Encroachment Permit from the City of Palm Springs and the City of Cathedral City to perform any work in the city right-of-way. The Encroachment Permits from the cities are free of charge to the Contractor.

The contractor shall submit a request for payment for Caltrans Encroachment Permit fees paid upon completion of all work with State rights of way. The request shall include copies of the Caltrans Encroachment Permit and all receipts and refund payment documents issued by Caltrans.

Full compensation for the actual cost of Caltrans Encroachment Permit fees, as paid by Contractor to Caltrans, shall be made on a force account basis, in accordance with Section 9-1.03 of the Standard Specifications and these Special Provisions, up to the fixed bid price. No markups will be allowed.

Item 23: Resident's Engineer's Office. Refer to Section 10-1.17 "Resident's Engineer's Office" (Book 2 of 4, pages 86 through 88). This section is deleted from special provisions.

Item 24: **Complete Ramp Closure Hours/Ramp Lane Requirements.** Refer to Book 2 of 4, page 144 "Chart No. 3 and Chart No. 4" are deleted and replaced with **Attachment "K"**

Item 25: **Environmentally Sensitive Area.** Refer to Section 10-1.12 "Environmentally Sensitive Area", paragraph two (Book 2 of 4, page 79). The second paragraph is deleted and replaced with the following:

The ESA boundaries shown are approximate; the CRTD will mark the exact ESA boundaries on the ground.

Item 26: **Endangered Species Protection.** Refer to Section 10-1.15 "Training" (Book 2 of 4, page 82 and 83). This Special Provisions is deleted and replaced with the following:

TRAINING

The Contractor shall make all employees, subcontractors and the Contractor's representatives on the project site in connection with the Contractor's work activities available for endangered species training within two weeks of starting work on the project. This endangered species training will be conducted by the biological monitor and follow DOT guidelines.

A copy of the brochure produced by the biological monitor for training will be given by the Contractor to laborers, tradesmen, material suppliers, equipment maintenance personnel, supervisors, foremen, office personnel, food vendors, and all other personnel that stay on project longer than thirty minutes.

The Contractor shall forewarn employees prior to the beginning of work that the endangered species seeking shade may crawl beneath parked vehicles or equipment. The Contractor shall direct all construction and maintenance workers to inspect the ground beneath all parked vehicles prior to moving vehicles or equipment to avoid crushing an endangered species.

Each employee shall receive training within two weeks of arriving at the project site. Each employee shall receive training in the following:

- A. The occurrence of listed species in the area.
- B. The general ecology of listed species.
- C. The sensitivity of these species to construction and other human activities.
- D. Statutory protections afforded these species.
- E. Penalties for violations of Federal and State laws pertaining to the protection of listed species.
- F. Reporting requirements.
- G. Abiding by project avoidance and minimization features contained in these Special Provisions and applicable permits.
- H. Identifying work area markers.
- I. Equipment movement restrictions.
- J. How to notify the Engineer and monitor when a listed species is seen, and
- K. Never to touch or move a listed species, unless it appears to be under imminent threat of injury or death from highway traffic.

L. Procedures to move to safety a listed species.

Item 27: Endangered Species Protection. Refer to Section 10-1.15 subsection "Species Monitoring", paragraph six (Book 2 of 4, page 84). The sixth paragraph is deleted and replaced with the following:

A DOT biologist or CRTD supplied biologist monitoring the project site shall have the authority to direct Contractor movements to avoid harm to the endangered species. This includes, but is not limited to, fencing, core drilling, sampling, material drops, or any movement or equipment.

Item 28: Portable Changeable Message Signs. Section 10-1.39 "Portable Message Sign", third paragraph (Book 2 of 4, page 154). The following Special Provisions are replaced as follows:

Portable Changeable Message signs shall be furnished, placed, operated and maintained at those locations shown on the approved Detour Plans or where designated by the Engineer in conformance with the provisions in Section 12, "Construction Area Traffic Control Devices," of the Standard Specifications and these special provisions. Full compensation for the provisions, installation, operation and maintenance of these Portable Changeable Message Signs will be considered as included in the contract price for "Traffic Control System" and no additional compensation will be allowed therefor.

Portable Changeable Message Signs that are in addition to those shown on the approved Traffic Control Plans shall be furnished, placed, operated, and maintained as directed by the Engineer. Full compensation for the provision, installation, operation and maintenance of the Portable Changeable Message Signs shall be paid at the contract price per each for "Portable Changeable Message Sign", and no additional compensation will be allowed therefor.

Item 30: Electrical Line Extension. The following Special Provision is added hereby:

Electrical Line Extension

The work of installing an electrical line extension shall be performed in accordance with the Southern California Edison Company line extension plans, as described herein, and as directed by the Engineer.

The line extension work shall be performed at three locations:

- a. Palm Drive at Interstate 10, from the new power pole to be installed at the north quadrant of traffic signal location 1, to the west quadrant of traffic signal location 2. Work shall include, but not be limited to, 2 pad-mount transformer foundations, conduit, conduit sweeps, pull rope, pull boxes, and other required equipment. Intersection of Palm Drive and Varner Road. Work shall include installation of conduit, pull rope, conduit sweeps, pull boxes, and other required equipment. Estimated line extension length: 350 meters. The Edison Company's preliminary line extension plan is attached,

designated as Attachment "J" and is made a part hereof. The final line extension plan will be provided to the successful bidder.

- b. Intersection of Palm Drive and Varner Road. Work shall include installation of conduit, pull rope, conduit sweeps, pull boxes, and other required equipment. Estimated line extension length: 335 meters. The final line extension plan will be provided to the successful bidder.
- c. Intersection of Indian Avenue and Dillon Road. Work shall include installation of conduit, pull rope, conduit sweeps, pull boxes, and other required equipment. Estimated line extension length: 100 meters. The final line extension plan will be provided to the successful bidder.

The contractor shall install conduit, pull boxes and transformer pads, and other equipment, as shown on the Edison Company plans and as directed by the Engineer.

The County of Riverside will pay all fees required by the Edison Company.

The contract price paid per meter for Edison line extension includes full compensation, including conduit, pull boxes, transformer pads and all required materials and services as shown on the plans, as described in the specifications and special provisions, and as directed by the Engineer, including coordination with the Edison Company and all personnel, equipment, materials and incidentals, and no additional compensation will be allowed.

Item 31: Temporary Electrical Service. The following Special Provision is added hereby:

Temporary Electrical Service

Service shall conform to the provisions of Section 86-2.11, "Service," of the State Standard Specifications, and these Special Provisions.

The existing service equipment enclosure which is located at the north quadrant of traffic signal Location 1 currently provides electrical service to the existing traffic signals at Location 1 and Location 2. Freeway lighting and sign lighting is provided by other services within the project limits.

The traffic signals at Location 1 and Location 2 and all existing electrical systems shall be kept in operation at all times for the duration of construction, as specified in Section 86-1.06 "Maintaining Existing and Temporary Electrical Systems".

It is anticipated that the existing service equipment enclosure can be utilized to provide electrical service to both traffic signal Location 1 and Location 2 for the duration of construction, until such time as the permanent line extension and electrical service enclosures are installed. This is anticipated to require temporary conductors between the service equipment enclosure on the north quadrant of Location 1 to both traffic signals. It is also anticipated that, in order to serve traffic signal Location 2, the temporary conductors will be temporary placed within the phase 1 (east side) bridge structure, after construction of that structure.

It shall be the Contractor's full responsibility to maintain electrical service to both traffic signal Location 1 and Location 2, as well as to other electrical systems within the project limits. Designs for temporary electrical systems to serve the traffic signals and lighting

shall be prepared by the Contractor and approved by the Engineer prior to implementation.

Temporary electrical systems may include either or both aerial facilities or underground, as approved by the Engineer. Aerial conductors shall not be installed over Interstate 10 or its on and off ramps. Temporary electrical systems shall fully comply with the current editions of the State of California Standard Specifications, the National Electrical Code, and applicable law.

The Contractor is encouraged to provide temporary electrical service using the existing service equipment enclosure. If it becomes necessary for the Contractor to obtain a temporary power source from either the Southern California Edison Company or to utilize portable generators, all costs and fees associated with those alternate power sources will be the responsibility of the Contractor.

The Contractor shall furnish, install, maintain, and remove all temporary power equipment required to perform and coordinate the construction staging to operate the intersections, street lighting, interstate lighting and signing until ultimate finished product service is installed and accepted by the Caltrans District Engineer.

The Contractor shall be responsible for all service details, and scheduling far in advance of need.

The Contractor shall notify the Caltrans District Engineer in writing at least 15 calendar days in advance of the date on which Contractor desires any service connections or disconnects to be made. The Contractor shall be entitled to no extension of time or other compensation for any delay to this operation resulting from Contractor's failure to give the prescribed notification.

The twelfth paragraph of Section 86-2.11 is amended as follows:

It shall be the Contractor's responsibility to verify the location of and to make arrangements for and to pay for all costs to provide the necessary connection for the traffic signal and lighting system.

The County will pay all direct costs for the permanent electrical service.

The contract price for Temporary Electrical Service shall be considered as full compensation for all labor, materials, equipment and incidentals necessary to maintain and modify electric service as required and intended herein, including all coordination with Caltrans and the Edison Company, and no additional compensation will be allowed therefor.

Item 32:

Hot Mix Asphalt. Refer to Section 10-1.58 "Hot mix Asphalt" (Book 2 of 4, page 186). Under subsection "**Asphalt Binder**" this paragraph is deleted and replaced with the following Special Provision:

The grade of asphalt binder mixed with aggregate for HMA Type A must be PG 64-28PM (Polymer Modified).

Item 33: **Hot Mix Asphalt (Miscellaneous Areas).** Refer to Section 10-1.60 (Book 2 of 4, page 190). The following Special Provisions are added as follows:

The grade of asphalt binder mixed with aggregate for HMA Type A for use in HMA dike and miscellaneous paved areas may be PG 64-28PM (Polymer Modified) or PG 70-10, as directed by the Engineer.

Item 34: **Clarification Battery Backup System.** Refer to Section 10-3.14 "Battery Backup System" (Book 2 of 4, page 275 through 278) The following additional information is added to the pay clause:

Full compensation for purchasing of the Battery Backup System Components from Caltrans shall be paid under contract price paid for "Battery Backup System (6 Location)".

MODIFICATIONS / CLARIFICATIONS TO THE I-10 AT PALM DRIVE/GENE AUTRY TRAIL INTERCHANGE PROJECT

Item 35: The following Plans are revised by Attachment "C" and made a part hereof:

- **Revise "Typical Cross Sections", sheets 2 and 5 of 207 (X-1 and X-4).**
- **Revised "Profile Sheets", sheets 17, 18, 23, and 24 of 207 (PS-4, 5, 10, and 11)**
- **Revised "Contour Grading", sheets 50 through 56 of 207 (G-1 through G-7).**
- **Revised "Drainage Plans", sheets 58 and 59 of 207 (D-2 and D-3).**
- **Revise "Drainage Profile", sheets 65 and 76 (DP-2 and DP-13).**
- **Revise "Drainage Quantities", sheets 83 and 86 (DQ-1 and DQ-4).**
- **Revise "Utility Plans", sheets 89, 93 and 94 of 207 (U-1, U-5 and U-6).**
- **Revised "Traffic Handling Plan", sheets 101, 102, 103 and 105 of 207 (TH-3, Th-4, TH-5 and TH-7)**
- **Revised "Detour Plan", sheet 127 of 207 (DE-8).**
- **Revised "Sign Plans", sheets 140, 143, 148 and 149 of 207 (S-1, S-4, S-9 and S-10).**
- **Revised "Signal and Lighting Plans", sheet 157, 160, 162, 178, 179, 180 and 184 of 207 (E-1, E-4, E-6, E22, E-23, E-24 and E-28).**
- **Revised "Girder Details", sheet 197RI of 207.**

Item 36: The following Plans are added by Attachment "D" and made a part hereof:

- **Add "Bridge Removal Plan", sheet 196S of 207**

MODIFICATIONS / CLARIFICATIONS TO THE PLANS FOR GENE AUTRY TRAIL WIDENING PROJECT:

Item 37 (RR): The following Plans are revised by Attachment "H" and made a part hereof:

- **Revise "Construction Plan", sheet 9 of 61 (L-3).**

Item 38 (RR): Construction Notes. The following Construction Notes are modified, as shown on Sheet 2 of 60 and throughout the plans:

- **Construction Note No. 1**
Construct 6.5" AC over 4" Class 2 AB from Sta. 91+00 to Sta. 108+01.43 or
Construct 6.5" AC over 10" Class 2 AB from Sta. 109+90.47 to Sta. 116+98.64
- **Construction Note No. 2**
Construct 6.5" AC over 4" Class 2 AB from Sta. 91+00 to Sta. 108+01.43

**MODIFICATIONS / CLARIFICATIONS TO THE SPECIAL PROVISIONS FOR GENE AUTRY TRAIL
WIDENING PROJECT:**

Item 39 (RR): Traffic Control System. Refer to Section 10-1.15 "Traffic Control System" (Book 3 of 4, page 322). The seventh paragraph is deleted and replace with the following:

Hours of construction activities as identified in the Riverside County Municipal Code, Section 15.04.020, General Regulations shall be limited to hours specified. The permissible hours for construction are 7 am to 6 pm from October 1 through May 30 and from 6 am to 6 pm from June 1 through September 30. Limited exceptions will be permitted for those activities requiring lane closures that are only allowed during the restricted times. Such activities are to be conducted in accordance with "Maintaining Traffic" of the Standard Specifications and these Special Provisions and as directed by the Engineer.

Item 40 (RR): Clarification for Railroad Compliance. Refer to Section 10-2 "Relations with Railroad Company" (Book 3 of 4, pages 397 through 420). The following additional information is added:

The City of Palm Springs shall provide payment to Union Pacific Railroad for items of work shown on Exhibit "B" of the UPRR Supplemental Agreement.

Item 41 (RR): Resident's Engineer's Office. Refer to Section 10-1.07 "Resident's Engineer's Office" (Book 3 of 4, pages 315 through 317), This section is deleted from special provisions.

Item 42 (RR): Hot Mix Asphalt. Refer to Section 10-1.23 "Hot Mix Asphalt" subsection ""Applying Asphalt", (Book 3 of 4, page 340). The fourth paragraph is deleted and replaced with the following:

The grade of asphalt binder mixed with aggregate for HMA Type A must be PG 64-28PM (Polymer Modified).

Item 43 (RR): Relations with United States Fish and Wildlife Service. The following Special Provisions are added:

This project is located within the jurisdictional authority of the United States Fish and Wildlife Service (USFWS). An agreement regarding the project's occurrence within the boundaries of habitat occupied by the federally endangered Coachella Valley fringe-toed lizard and the federally endangered Coachella Valley milk vetch has been entered into by the Department of Transportation and the USFWS. The Contractor shall be fully informed of the requirements of this agreement as well as rules, regulations, and conditions that may govern the Contractor's operations in these areas and shall conduct the work accordingly.

Copies of the agreements are included in the Information Handout. Attention is directed to "Project Information" of these Special Provisions regarding conditions and additional information related to these agreements. Copies of the USFWS programmatic biological opinion and appended biological opinion are also available for review from 464 W. 4th St., 6th floor, San Bernardino, CA 92401.

Modifications to the agreement between the Department of Transportation and the United States Fish and Wildlife Service, which are proposed by the Contractor, shall be submitted in writing to the Engineer for transmittal to the United States Fish and Wildlife Service for their consideration.

When the Contractor is notified by the Engineer that a modification to the agreement is under consideration, no work shall be performed which is inconsistent with the original agreement or proposed modification until the Department of Transportation and the United States Fish and Wildlife Service take action on the proposed modifications. Compensation for delay will be determined in conformance with the provisions in Section 8-1.09, "Right of Way Delays" of the Standard Specifications.

The provisions of this section shall be made a part of every subcontract executed pursuant to this contract.

Modifications to any agreement between the Department of Transportation and the United States Fish and Wildlife Service will be fully binding on the Contractor.

Item 44 (RR): Biological Monitor. The following Special Provisions are added:

The County of Riverside Transportation Department (CRTD) will have available a qualified biologist as specified in these Special Provision for a pre-construction survey of the project site, on site monitoring, if required, and all Endangered species handling that may be required. "Biologist" or "Monitor" referenced in these specifications refers to the biologist provided by the CRTD. The Contractor shall request this service from the Engineer at least 10 days prior to the initial performance of work activities.

Item 45 (RR): Environmentally Sensitive Area. The following Special Provisions are added:

An environmentally sensitive area (ESA) exists within or near the limits of the job site where access is limited or prohibited.

The ESA boundaries shown are approximate; the Department marks the exact ESA boundaries on the ground.

Before starting work, protect the ESA by installing temporary fence (Type Wildlife) or wildlife exclusion fence.

Do not enter the ESA unless authorized. Vehicle access, storage or transport of materials or equipment, or other job related activities are prohibited within the boundaries of the ESA. Limited access to the ESA will be allowed for daily trash and debris pickup. Store collected trash in sealed containers to prevent scavenging by animals.

If you damage the ESA, the Department determines the efforts necessary to mitigate the damage. If the Engineer determines mitigation work will be performed by others or if mitigation fees are assessed on the Department, you are responsible for mitigation costs and fees.

Item 46 (RR): Preservation of Native Plants. The following Special Provisions are added:

Attention is directed to Section 7-1.11, "Preservation of Property" of the Standard Specifications.

The term "native plant," and "native tree" in these Special Provisions, refers to as any tree, shrub, cacti, or other plant that is native and endemic to the region or project site, as determined by the Engineer.

Native trees, and native shrubs, cacti, and other native plants (native plants) located outside of the Temporary Fence (Type Wildlife), that are not to be removed as shown on the plans or specified in these Special Provisions, that are injured or damaged by reason of the Contractor's operations, shall be replaced by the Contractor in accordance with Section 7-1.11 "Preservation of Property" of the Standard Specifications. Native trees shall be planted at a ratio of five new trees for each tree injured or damaged. Native plants shall be planted at a ratio of ten new native plants for each native plant injured or damaged. The minimum size of native tree replacement shall be No. 5 container. The minimum size of native plant replacement shall be 100 mm pot.

Replacement planting shall conform to the requirements in Section 20-4.07, "Replacement" of the Standard Specifications. The Contractor shall water replacement plants in conformance with the provisions in Section 20-4.06, "Watering" of the Standard Specifications.

Replacement trees shall be installed with 25 grams of polyacrylamide crystals for each No. 5 tree. Replacement shrubs, cacti, and other plants shall be installed with 5 grams of polyacrylamide crystals for each 100 mm pot. Polyacrylamide crystals shall be mixed thoroughly into the backfill mix for each plant.

Damaged or injured native plants shall be reduced to chips. The chipped material shall be spread within the highway right of way at locations designated by the Engineer.

Replacement planting of native plants and trees shall be performed within 30 days of injury or damage but not less than 20 working days prior to acceptance of the contract. Replacement plants shall be watered sufficiently, but no more than necessary, to maintain the plants in a healthy condition.

Full compensation to comply with the Preservation of Native Plants including labor, materials, tools, equipment and incidentals for doing all the work involved, as specified in the Standard Specifications, these Special Provisions and as directed by the Engineer shall be paid under "Endangered Species Protection" and no additional compensation will be allowed therefor.

Item 47 (RR): Nonnative Plant Preclusion. The following Special Provisions are added:

Nonnative Plant Preclusion:

Nonnative Plant Preclusion shall consist of protecting construction sites and adjacent natural habitats against contamination from non-native seeds and plants. The Contractor shall guard against the contamination of construction site soil from the unplanned importation of non-native seeds and plant material.

Attention is directed to "Construction Site Management" of these Special Provisions regarding vehicle and equipment cleaning.

Attention is directed to "Control of Materials" in the standard specifications regarding the source of supply, inspection of materials, certificates of compliance, and local materials.

The Contractor shall clean all equipment and vehicles with water to remove dirt, seeds, vegetative material, or other debris that could contain or hold seeds of noxious weeds before or upon arriving to, and leaving the project site.

The Contractor shall notify the Engineer a minimum of 14 days prior to obtaining material from a commercial or state-furnished borrow site. The Engineer will inspect the site or stockpile for the presence of noxious weeds or invasive plants.

As directed by the Engineer, the Contractor shall chemically or mechanically treat the borrow material to kill existing nonnative weeds and invasive plants.

As directed by the Engineer, the Contractor shall remove 150 mm of the surface material at the borrow site prior to transporting borrow site soil to the project. As directed by the Engineer, material removed from the surface of the borrow site will be disposed of in accordance with Section 7-1.13 of the Standard Specifications.

The treatment, removal, and disposal of rejected borrow site material will be paid for as extra work in accordance with Section 4-1.03D of the Standard Specifications.

Soil from the borrow site shall not be transported to the project until approved in writing by the Engineer.

Killing and Disposal of Nonnative Weeds from the Project Site

As directed by the Engineer, the contractor shall kill and dispose of nonnative weeds from the project site. Weeds shall be disposed of in accordance with Section 7-1.13 "Disposal of Material Outside the Highway Right of Way".

The killing and disposal of nonnative weeds from the project site will be paid for as extra work in accordance with Section 4-1.03D of the Standard Specifications.

Payment

Full compensation to provide Nonnative Plant Preclusion including labor, materials, tools, equipment and incidentals for doing all the work involved in cleaning equipment, as specified in the Standard Specifications, these Special Provisions and as directed by the Engineer shall be paid under "Endangered Species Protection" and no additional compensation will be allowed therefor.

Item 48 (RR): Federal Aid Number. The Federal Aid Number, as shown on Sheet 1 of 60 and throughout the plans is revised as follows:

Federal Aid No. RPMSTPL-5282 (018)

Item 49 (RR): Temporary Fence (Type Wildlife). The following Special Provisions are added:

TEMPORARY FENCE (TYPE WILDLIFE):

Temporary Fence (Type Wildlife) shall be furnished, installed, maintained, and later removed at the locations shown on the plans and as directed by the Engineer.

Materials

Wildlife fence shall be constructed with silt fence fabric, posts, and fasteners.

Wildlife Fence Fabric

Wildlife fence fabric (silt fence fabric) shall be geotextile manufactured from woven polypropylene or polymer material. Silt fence fabric may be virgin, recycled, or a combination of virgin and recycled polymer materials. No virgin or recycled polymer materials shall contain biodegradable filler materials that can degrade the physical or chemical characteristics of the finished fabric. The Engineer may order tests to confirm the absence of biodegradable filler materials in conformance to the requirements in ASTM Designation: E 204 (Fourier Transformed Infrared Spectroscopy-FTIR).

Silt fence fabric shall conform to the following requirements:

Specification	Requirements
Color	Orange
Width, mm, min.	900
Grab tensile strength (25-mm grip), kilonewtons, min. in each direction ASTM Designation: D 4632*	0.55
Elongation, percent minimum in each direction ASTM Designation: D 4632*	15
Permittivity, 1/sec., min. ASTM Designation: D 4491	0.05
Flow rate, liters per minute per square meter, min. ASTM Designation: D 4491	400
Ultraviolet stability, percent tensile strength retained after 500 hours, min. ASTM Designation: D 4355 (xenon-arc lamp and water spray weathering method)	70

* or appropriate test method for specific polymer

Wire Mesh

Wire mesh for wildlife fence shall conform to the following:

- A. Mesh shall be welded steel wire of 1.6 mm minimum diameter.
- B. Mesh opening size shall not exceed 50 mm by 100 mm.
- C. Mesh shall be galvanize coated.

Posts

Posts for wildlife fence shall be one of the following:

- A. Untreated fir or pine, a minimum of 34 mm x 40 mm in size, and 1.2 m in length. One end of the post shall be pointed.
- B. Steel and have a "U," "T," "L," or other cross sectional shape that can resist failure from lateral loads. The steel posts shall have a minimum mass per length of 1.1 kg/m and a minimum length of 1.2 m. One end of the steel posts shall be pointed and the other end shall be capped with an orange or red plastic safety cap which fits snugly to the steel post. The Contractor shall submit to the Engineer for approval a sample of the capped steel post before installation.

Fasteners

Silt fence fabric and wire mesh shall be attached to wooden posts with nails or staples as shown on the plans or as recommended by the manufacturer or supplier. Tie wire or locking plastic fasteners shall be used to fasten the silt fence fabric to steel posts. Maximum spacing of fasteners shall be 200 mm along the length of the steel post.

INSTALLATION

Wildlife fence shall be installed in reaches not to exceed 150 m. A reach is considered a continuous run of wildlife fence from end to end or from an end to an opening, including joined panels. Each reach shall be constructed so that the elevation at the base of the fence does not deviate from the contour more than 1/3 of the fence height.

The silt fence fabric and wire mesh shall be installed on the side of the posts facing the construction zone. The silt fence fabric shall be anchored in a trench as shown on the plans. The trench shall be backfilled and mechanically or hand tamped to secure the silt fence fabric in the bottom of the trench.

The maximum post spacing may be increased to 3 m if the fence is reinforced by a wire or plastic material by field installation. The field-assembled reinforced Wildlife fence shall be able to retain saturated sediment without collapsing.

Wildlife fence shall be joined as shown on the plans. The tops of the posts shall be tied together by minimum of 2 wraps of tie wire of a minimum 1.5-mm diameter. The silt fence fabric and wire mesh shall be attached to the posts at the joint as specified in these Special Provisions.

When no longer required as determined by the Engineer, wildlife fence shall be removed and disposed of in conformance with the provisions in Section 7-1.13, "Disposal of Material Outside the Highway Right of Way" of the Standard Specifications. Trimming the silt fence fabric and leaving it in place will not be allowed.

Ground disturbance, including holes and depressions, caused by the installation and removal of the wildlife fence shall be backfilled and repaired in conformance with the provisions in Section 15-1.02, "Preservation of Property" of the Standard Specifications.

Wildlife fence shall be constructed prior to any clearing and grubbing work. Wildlife fence shall be located to be unobstructed from view, as determined by the Engineer. Wildlife fence shall be erected and removed in the presence of a biologist.

MAINTENANCE

Wildlife fence shall be maintained to provide a sediment holding capacity of approximately 1/3 the height of the silt fence fabric above ground. When sediment exceeds this height or when directed by the Engineer, sediment shall be removed. The removed sediment shall be deposited within the project limits so that the sediment is not subject to erosion by wind or by water.

Wildlife fence shall be repaired or replaced the same day the damage occurs. Damage to the wildlife fence resulting from the Contractor's vehicles, equipment, or operations shall be repaired at the Contractor's expense.

PAYMENT

Full compensation to provide Temporary Fence (Type Wildlife) including labor, materials, tools, equipment and incidentals for doing all the work involved, as specified in the Standard Specifications, these Special Provisions and as directed by the Engineer shall be paid under "Endangered Species Protection" and no additional compensation will be allowed therefor.

Item 50 (RR): Graffiti Removal. Refer to Section 10-1.05 "Construction Site Management" (Book 3 of 4, pages 301 through 315). The following Special Provisions are added:

GRAFFITI REMOVAL

Graffiti that appears at the construction site will be painted over or removed within twenty-four hours. Paint, if used to cover graffiti will match the color of the surface to which it is applied and will be suitable for the intended purpose. Should graffiti damage traffic control devices, traffic control devices shall be replaced at Contractor's expense.

Full compensation for graffiti removal, including labor, equipment, materials, and incidentals, including the replacement of traffic control devices, shall be paid as a part of the lump sum contract for "Construction Site Management" and no additional compensation will be allowed therefor.

Item 51 (RR): Cooperation. Refer to Section 10-1.03 "Cooperation" (Book 3 of 4, pages 96 and 96). The Special Provisions are deleted and replaced as follows:

It is anticipated that work by another contractor may be in progress adjacent to the limits of this project during progress of the work on this contract. The following table is a lists of contracts anticipated to be in progress during this project.

Contract No.	Co-Rte-KP	Location	Type of Work
08-455704	Riv-10-52.5/54.1	at Indian Avenue	Reconstruct interchange
08-455904	Riv-10-62.8/64.2	at Date Palm Drive	Reconstruct interchange
08-456004	Riv-10-68.2/70.7	at Ramon Road	Reconstruct interchange

The Contractor shall communicate on a regular basis with the other Contractors and agencies responsible for the other near vicinity interchanges. Given the proximity of the interchanges, inter-project coordination regarding schedule and closures will be essential for efficient operation and traffic handling at each project. All ramp and lane closures will be subject to coordination with adjacent interchange project schedules.

Should construction be under way by other forces or by other Contractors within or adjacent to the limits of the work specified or should work of any other nature be under way by other forces within or adjacent to those limits, the Contractor shall cooperate with all the other Contractors or other forces to the end that any delay or hindrance to their work will be avoided. The right is reserved to perform other or additional work at or near the site (including material sources) at any time, by the use of other forces.

When two or more Contractors are employed on related or adjacent work, or obtain materials from the same material source, as provided in Section 6-2.02, "Possible Local Material Sources" or Section 6-2.03, "Mandatory Local Material Sources", each shall conduct their operations in such a manner as not to cause any unnecessary delay or hindrance to the other.


Each Contractor shall be responsible to the other for all damage to work, to persons or property caused to the other by their operations, and for loss caused the other due to unnecessary delays or failure to finish the work within the time specified for completion.

Full compliance with the requirements of this addendum item including cooperating and coordinating with other Contractors, shall be considered as included in the various items of work, and no additional compensation will be allowed therefor.


Addendum No. 1
I10/ Palm Drive/ Gene Autry Trail Interchange Improvement Project
Project No. A4-0740, HPLUESPL-5956 (179)
Gene Autry Trail Widening Project
Project No. B9-0995, RPMSTPL -5282 (018)
September 24, 2009
Page 25 of 28

The addendum for I10/ Palm Drive/ Gene Autry Trail Interchange Improvement Projects has been prepared under the direction of the following registered Civil Engineers:


Roadway/ Traffic and Electrical



Gary Wintergerst, PE



Structures



Jong J. LU, PE



Roadway:

Jack Tseng
Jack S.C. Tseng, PE




Structures:

Signature on file
Boris Reznikov, PE




Recommended by:




Cindi A. Wachi, PE
County Project Manager

Concurrence:



Khalid Nasim, PE
Engineering Division Manager


Acknowledged:


(Contractor)

Date: OCT 14 2009

ATTACHMENTS

- A – Revised Proposal**
- B – Exhibit 15-G(1) and 15-G(2)**
- C – Revised Palm Drive/Gene Autry Trail Interchange Plan Sheets**
- D – Additional Plan Sheet**
- E – Southern California Gas Company Letter**
- F – Recovery Act Funding Sign**
- G – Signal and Lighting (Location 3) Layout
Temporary Signal and Lighting (Location 4) Layout
Signal and Lighting Special Provisions**
- H – Revised Gene Autry Trail Widening Plan Sheets**
- I - Exhibit 17-F and 17-O**
- J – Edison Line Extension Exhibit**
- K – Closure chart No. 3&4**



COUNTY OF RIVERSIDE TRANSPORTATION AND LAND MANAGEMENT AGENCY



Juan C. Perez, P.E., T.E.
Director of Transportation

Transportation Department

ADDENDUM NUMBER 2
Dated October 1, 2009

to the
Specifications and Contract Documents
for the construction of

I-10/ Palm Drive/ Gene Autry Trail
Interchange Improvement Project
Project No A4-0740
Federal Aid No. HPLUESPL- 5956 (179)

and
Gene Autry Trail Widening
From UPRR to Salvia Road
Project No. B9-0995
Federal Aid No. BPMSTPL-5282 (018)

Bids Due: (REVISED)
Wednesday, October 14, 2009; 2:00 p.m.
14th Street Transportation Annex
3525 14th Street, Riverside, CA 92501
(951) 955-6780

This Addendum is issued pursuant to Section 3-1.04 of the Contract Document for the referenced project. This Addendum is issued as a supplement to the plans, specifications and special provisions for the referenced project. Any revisions to the plans and specifications shall become a part of the Contract Documents, and each bidder shall acknowledge receipt thereof on the Contractor's Proposal. Bidders are directed to sign this addendum as acknowledged and attach the signed addendum to the contractor's submitted proposal.

Item 1: The new designated date and time for the receipt and opening of bids is revised as follows:

Wednesday, October 14, 2009; 2:00 PM
14th Street Transportation Annex
3525 14th Street, Riverside, CA 92501
(951) 955-6780

Prepared by:


Joel Jimenez, PE
Associate Civil Engineer
Contracts/ Bidding Unit

Acknowledged:


(Contractor)

Date: OCT 14 2009

JRJ:irj



COUNTY OF RIVERSIDE TRANSPORTATION AND LAND MANAGEMENT AGENCY



Juan C. Perez, P.E., T.E.
Director of Transportation

Transportation Department

ADDENDUM NUMBER 3

Dated October 7, 2009

to the
Specifications and Contract Documents
for the construction of

I-10/ Palm Drive/ Gene Autry Trail
Interchange Improvement Project
Project No A40740
Federal Aid No. HPLUESPL- 5956 (179)
and
Gene Autry Trail Widening
From UPRR to Salvia Road
Project No. B9-0995
Federal Aid No. RPMSTPL-5282 (018)

OCT 08 2009

Bids Due: Wednesday, October 14, 2009; 2:00 p.m.
14th Street Transportation Annex
3525 14th Street; Riverside, CA 92501
(951) 955-6780

This Addendum is issued pursuant to Section 3-1.04 of the Contract Document for the referenced project. This Addendum is issued as a supplement to the plans, specifications and special provisions for the referenced project. Any revisions to the plans and specifications shall become a part of the Contract Documents, and each bidder shall acknowledge receipt thereof on the Contractor's Proposal. Bidders are directed to sign this addendum as acknowledged, and attach the signed addendum to the contractor's submitted proposal.

MODIFICATIONS / CLARIFICATIONS TO SPECIAL PROVISIONS

Item 1: Revised Proposal. Delete Revised Proposal (Addendum No. 1, Attachment "A") and replace with **Attachment "3-A"** which is made a part hereof. The following additional changes have been made to the Proposal Schedules:

SCHEDULE 1

I-10/ PALM DRIVE/ GENE AUTRY TRAIL INTERCHANGE IMPROVEMENT PROJECT

- a. "Estimated Quantities" are changed from the following bid items:
- Item 1 40, "IMPORTED BORROW"
 - Item 1 68, "BAR REINFORCING STEEL"

Addendum No. 3

I10/ Palm Drive/ Gene Autry Trail Interchange Improvement Project

Project No. A4-0740, HPLUESPL-5956 (179)

Gene Autry Trail Widening Project

Project No. B9-0995, RPMSTPL -5282 (018)

October 7, 2009

Page 2 of 16

b. The following bid items have been deleted:

- Item I 65, "CLASS 1 CONCRETE (BOX CULVERT)"
- Item I 132, "CALTRANS ENCROACHMENT PERMIT"
- Item I 137, "ELECTRICAL LINE EXTENSION (LOCATION 3)"
- Item I 138, "ELECTRICAL LINE EXTENSION (LOCATION 4)"

c. The following bid items have been added:

- Item I146, "CONSTRUCTION MONITORING CAMERA (POLE AND ELECTRIC SERVICE)"

d. The following bid item names have been revised:

- Item I 125, "**BATTERY BACKUP SYSTEM (2 LOCATIONS)**" (Note: the fixed priced is also revised)
- Item I 126, "**RAMP METER SYSTEM [4 locations]**"

e. The following bid item initial "(S)" has been removed from the flowing Bid items:

- Item I 3, Item I 4, Item I 3, Item I 11, Item I 12, Item I 13, Item I 15, Item I 16, Item I 17, Item I 19, Item I 21, Item I 41, Item I 42, Item I 58, Item I 59, Item I 67, Item I 72, Item I 73, Item I 76, Item I 77, Item I 101, Items I 103-106, and Items I 108-126

e. The following bid item initial "(B)" has been removed from the flowing Bid items:

- Item I 32, Item I 37, Item I 38, Item I 45, Items I 57 - 62 , Item I 66, Item I 67, Item I 69, Item I 85, Item I 93, Item I 99, Item I 100, and Items I 105-107

SCHEDULE 2

GENE AUTRY TRAIL WIDENING PROJECT

a. The following bid items have been added:

- Item R65, "RAILROAD PROTECTIVE INSURANCE"
- Item R66, "REMOVING BOULDERS AND RIP RAP"

b. The following bid item has a revised unit of measurement:

- Item R63, "RAILROAD COMPLIANCE"

Item 2:

Federal Minimum Wage Rate. Refer to Book 2 of 4, page 69, Section 10-1.01, "FEDERAL WAGE RATES" Book 3 of 4, page 294, Section 10-1.01, "FEDERAL WAGE RATES. Add the following to each section:

Addendum No. 3

110/ Palm Drive/ Gene Autry Trail Interchange Improvement Project

Project No. A4-0740, HPLUESPL-5956 (179)

Gene Autry Trail Widening Project

Project No. B9-0995, RPMSTPL -5282 (018)

October 7, 2009

Page 3 of 16

"Federal wage determination, General Decision no. CA20080036 - CA36, Modification no. 31, dated 9/04/2009, shall apply to this project. This document is available upon request from the Transportation Department: (951) 955-6780.

Item 3: Clarification for Construction Survey. The County shall provide construction survey services for this project.

Item 4: Clarification for Material Testing. The County shall provide Quality Assurance and Quality Control material testing for the project. The Contractor shall be responsible to provide and pay for Acceptance Testing for imported material.

Item 5: Clarification for Endangered Species Training. No specific hours are specified for Endangered Species Training. The amount of time necessary for Training will depend on understanding and compliance by the contractor and their employees.

Item 6: Encroachment Permit. The following Special Provisions added by Addendum No. 1, Item 22, is deleted and replaced as follows:

"It shall be the responsibility of the Contractor to obtain a duplicate State of California Department of Transportation (Caltrans) Encroachment Permit for the work done within State Right Of Way prior to commencing any work. The Encroachment Permit from Caltrans is at no cost to the Contractor.

It shall be the responsibility of the Contractor to obtain an Encroachment Permit from the City of Palm Springs and the City of Cathedral City to perform any work in the city right-of-way. The Encroachment Permits from the cities are at no cost to the Contractor."

Item 7: Clarification for Gravel Mulch. Refer to plan Sheets WPC-1 to WPC-8 (Sheets 42-49) The finished depth of a specified size of the gravel mulch is to approximately match the nominal maximum size of the material to provide uniform coverage of at least 95% of the area shown.

Item 8: Develop Water Supply. Refer to Section 10-1.44 "Payments" (Book 2 of 4, pages 165 and 166). The fourth paragraph is deleted and replaced with the following:

For the purpose of making partial payments pursuant to Section 9-1.06, "Partial Payments" of the Standard Specifications, the amount set forth for the contract items of work hereinafter listed shall be deemed to be the maximum value of the contract item of work which will be recognized for progress payment purposes:

A.	Clearing and Grubbing	\$ 55,000
B.	Develop Water Supply	\$ 100,000
C.	Mobilization	\$2,500,000

- Item 9:** **Clarification for Develop and Supply Water.** Refer to Book 2 of 4, page 166, Section 10-1.46, "DEVELOP WATER SUPPLY" and Book 3 of 4, page 324, Section 10-1.18, "DEVELOP WATER SUPPLY. Add the following to each section:

"Contractor shall be responsible to obtain water for the jobsite. No previous arrangement has been made by the County.

Clean water shall be used in construction for moisture conditioning, dust control, and in all other uses. The Contractor may develop sources of water supply or obtain water from private sources. Water shall be clean and free from objectionable amounts of acids, alkalis, salts or organic materials. The Contractor may be required to furnish the County with water analysis performed by a laboratory acceptable to the County. The Contractor shall pay all costs of sampling, testing, and reporting the results.

If a fire hydrant is planned to be used to draw water, the Contractor must first contact the appropriate governing agency to obtain written permission and pay the required costs. Any other source of water shall be approved by the County."

- Item 10:** **Pull Boxes.** All Pull Boxes installed, for the project, shall be Traffic Bearing Pull Boxes.

- Item 11:** **Planned Installation of Natural Gas Transmission Pipeline by the Southern California Gas Company**

The following is added to Section 10-1.16 "Non-highway facilities (Including Utilities)" of the Special Provisions:

The Contractor's attention is directed to Section 8-1.10 "Utility and Non-Highway Facilities" of the Standard Specifications.

The installation of new utility facilities shall be considered as rearrangement, and the requirements of Section 8-1.10 for rearrangements shall apply to new utility installations as well as utility relocation work.

The working days allowed for utility work shall provide for the non-exclusive access to a portion of the construction site by the affected utility companies to perform utility relocation and installation work. The Utility company days are anticipated to not be sequential, and will be assigned by the Construction Engineer in coordination with the scheduling needs of the affected utility companies.

In addition to the utility work described in this Special Provision, the utility installation work that is anticipated to be performed during the course of construction is generally described as follows:

Southern California Gas Company: Installation of new 8" High Pressure Natural Gas Pipeline
Non-exclusive working days allowed: 30

The Southern California Gas Company intends to install a new 8" high pressure natural gas pipeline on Salvia Road, Gene Autry Trail and Palm Drive.

The Gas Company's intent is to install the new 8" high pressure natural gas pipeline from north of the interchange, through the new Palm Drive overcrossing bridge structure utilizing an anticipated 12" casing through the future utility opening as shown on the Typical Section (Sheet No. 195). The Gas Company will be responsible to secure all approvals and permits required, including design approval by Caltrans for the installation of the required casing, casing supports, and the Gas Company will additionally required to obtain all other required plan approvals and encroachment permits.

The Gas Company will perform all work required for the installation of the new gas pipeline facilities, including the installation of the carrier pipe and casing through the bridge structure. Coordination by the Contractor shall be performed to allow the Gas Company to install the approved casing in the designated cell opening prior to deck construction.

The Contractor shall coordinate his grading and paving work with the Gas Company so as to allow the Gas Company's pipeline installation work to be performed after mass grading, and prior to final paving.

The Gas Company intends to install, with their own forces, pipeline casing which meets the Caltrans' requirements for natural gas installations. If approved, this installation will be made in lieu of the standard casing as described in Section 10-1.80 "Welded Steel Pipe casing (Bridge)". However, the contract requirement for the Contractor to install the casing in the Palm Drive freeway overcrossing structure (in the cell designated for future use) shall remain in force unless and until formally deleted by Contract Change Order.

Plans, shop drawings and other information will be provided to the contractor upon receipt from the Gas Company.

Except as otherwise provided in the Standard Specifications and the Special Provisions, full compensation for all requirements of this Section shall be considered as included in the various items of work, and no additional compensation will be allowed therefor.

Item 12: **Cooperation.** Refer to Addendum No. 1, Item 14. The following Special Provisions are added:

A Traffic Safety Team will be required for this project. The Contractor shall require a Superintendent, or higher staffing rank, to attend two of these meetings, per month, for a minimum of one hour. The Resident Engineer or Public Relations Coordinator will set up meetings as determined necessary.

The cost of attending these meetings shall be included shall be considered as included in the various items of work, and no additional compensation will be allowed therefor.

Item 13: **Electric Line Extension.** The following correction is made with regards to Addendum No. 1, Item No. 30:

Underground line extensions will not be required at the following locations, as

referenced in Item no. 30 of Addendum No. 1:

- b. Intersection of Palm Drive and Varner Road
- c. Intersection of Indian Avenue and Dillon Road

Bid items I137 and I138 are deleted hereby.

The County of Riverside is making arrangements with the Southern California Edison Company for the installation of aerial electrical line extensions to the two listed traffic signals.

Item 14: **Electrical Service for Traffic Signals (Locations 3 and 4).** The following information and requirements shall supplement Addendum No. 1, Item No. 16:

At Signal and Lighting Location No. 3 (Palm Drive and Varner Road), the Contractor shall install a 3" conduit from the service equipment enclosure on the southwest corner, to the service pole, and shall construct a service riser to the service pole. The service pole will be installed by the Southern California Edison Company (SCE), within 150 feet of the intersection. It is anticipated that the service pole will be installed by the SCE on the southwest corner prior to the start of construction.

At Signal and Lighting Location No. 4 (Dillon Road and North Indian Canyon Drive – Temporary Traffic Signal), the contractor shall, in coordination with the SCE inspector, intercept existing SCE owned conduit and install a new pull box, which meets SCE requirements, adjacent to existing service pole on the southeast corner. The Contractor shall install a 3" conduit from the new pull box to the contractor provided and installed service equipment enclosure, on the southeast corner of the intersection.

Item 15: **Construction Monitoring Camera (Pole and Electric Service).** The following Special Provisions are added:

It is anticipated that the County of Riverside will contract with a commercial construction site monitoring company, hereinafter referred to as "Vendor" for the installation and maintenance of a construction monitoring camera system. This camera system is intended to be operational and in-place for the duration of construction.

The Contractor shall comply with the requirements set forth herein. Attention is directed to Section 7-1.14 "Cooperation" of the Standard Specifications.

The Contractor shall coordinate and cooperate with the Vendor to establish a suitable location for the camera support pole that will meet the requirements of the camera system, and which will require the fewest number of relocations during the course of construction. Because of the availability of power, the north quadrant of the interchange is assumed to be a logical location. A single camera mounting location that is outside of the limits of grading, and which can remain in place for the duration of construction is preferred.

The Contractor shall meet with the Engineer and the Vendor to determine the best location for the camera system, and to determine the best electric service option. After installation, and throughout the course of construction, the contractor shall protect the

camera system, support pole, and electrical service facilities in-place.

If necessary, the camera system may be relocated, up to three times, during the course of construction, as determined by the Engineer, in consultation with the Contractor and the Vendor. However, a single location that can be protected in-place for the duration of construction is preferred. The decisions of the Engineer shall be final.

The Contractor shall install a camera system support pole that meets the requirements of the Vendor for the intended equipment. A mounting height of up to 60 feet above the grade at the location of the pole shall be provided. The pole shall be adequately and safely installed to avoid any possibility of collapse, for the duration of construction.

The Contractor shall provide for electric service to the camera system support pole. Electric service is anticipated to be provided in one of the following ways, as determined by the Engineer:

1. Service option 1: Existing Caltrans owned service equipment enclosure, located on the north quadrant of the interchange, if approved by Caltrans. Underground Schedule 40 conduit shall be installed between service equipment enclosure and camera support pole. Contractor shall connect conduit and conductors to Caltrans equipment as directed by the Caltrans electrical maintenance personnel. Contractor shall install riser and connect schedule 80 conduit to the support pole. Contractor shall coordinate with the Vendor to make the necessary electric connections. A subpanel shall be installed if directed by the Engineer to meet the needs of the Vendor.
2. Service option 2: Nearest SCE distribution pole, as designated by the Edison Company. Contractor shall arrange for temporary service from the Southern California Edison Company, and shall provide all aerial or underground equipment between the service point and the camera support pole. Contractor shall coordinate with the Vendor to make the necessary electric connections. A subpanel shall be installed if directed by the Engineer to meet the needs of the Vendor. Contractor will be responsible for all fees and service payments to the Edison Company. Contractor shall provide Engineer with a copy of the invoices received from the Edison Company.
3. Service option 3: Solar equipment, to be provided and maintained by the Vendor.
4. Other service options, if feasible. Fuel powered generators will not be considered a viable service option.

All equipment that is the property of the Vendor shall be protected during the course of construction, and shall be returned to the Vendor upon completion of the contract work. All temporary poles, conductors, conduits and associated equipment shall be removed from the project site, and shall remain the property of the contractor, upon completion of the contract work.

Full compensation for providing and installing a camera mounting pole and for providing electric service to the camera system, including the protection of the facilities for the duration of construction, and including removal of all associated poles, conduits, conductors, and associated equipment, including all labor, equipment, materials and incidentals, shall be made on a force account basis, in accordance with Section 9-1.03 of the Standard Specifications and these Special Provisions, up to the fixed bid price.

- Item 16:** **Description.** Refer to Section 10-3.01 "Description", (Book 2 of 4, page 260). The following Special Provision is added to this section:

Ramp Metering System is to be installed at locations show on the plans.

Installation of Ramp Metering, including all labor, material and equipment unless otherwise specified, shall be paid for under the contact lump sum for "Ramp Metering System" and no additional compensation shall be allowed.

- Item 17:** **Standards, Steel Pedestals, and Posts.** Refer to Section 10-3.05 "Standards, Steel Pedestals, and Posts" (Book 2 of 4, page 264). The fifth paragraph is deleted and replaced with the following:

Full compensation for furnishing and installing standards, steel pedestals and posts are included in the contract lump sum prices paid for in the Signal And Lighting (Locations 1 and 2) and Ramp Meter System (4 locations) bid items and no separate payment will be made therefor.

- Item 18:** **Conduit.** Refer to Section 10-3.08 "Conduit" (Book 2 of 4, page 266). The ninth paragraph is deleted and replaced with the following:

Full compensation for furnishing and installing conduit is included in the contract lump sum prices paid for in the Signal And Lighting (Locations 1 and 2) and Ramp Meter System (4 locations) bid items and no separate payment will be made therefor.

- Item 19:** **Conductors and Wiring.** Refer to Section 10-3.09 "Conductors and Wiring" (Book 2 of 4, page 267). The fifth paragraph is deleted and replaced with the following:

Full compensation for furnishing and installing conduit is included in the contract lump sum prices paid for in the Signal And Lighting (Locations 1 and 2) and Ramp Meter System (4 locations) bid items and no separate payment will be made therefor.

- Item 20:** **Bonding and Grounding.** Refer to Section 10-3.10 "Bonding and Grounding" (Book 2 of 4, page 268). The first paragraph is deleted and replaced with the following:

Full compensation for furnishing and installing conduit is included in the contract lump sum prices paid for in the Signal And Lighting (Locations 1 and 2) and Ramp Meter System (4 locations) bid items and no separate payment will be made therefor.

- Item 21:** **Service.** Refer to Section 10-3.11 "Service" (Book 2 of 4, page 268). The fifth paragraph is deleted and replaced with the following:

Full compensation for furnishing and installing conduit is included in the contract lump sum prices paid for in the Signal And Lighting (Locations 1 and 2) and Ramp Meter System (4 locations) bid items and no separate payment will be made therefor.

Item 22: **Light Emitting Diode Signal Module.** Refer to Section 10-3.13 "Light Emitting Diode Signal Module" (Book 2 of 4, page 275). The last paragraph is deleted and replaced with the following:

Full compensation for furnishing and installing conduit is included in the contract lump sum prices paid for in the Signal And Lighting (Locations 1 and 2) and Ramp Meter System (4 locations) bid items and no separate payment will be made therefor.

Item 23: **Detectors.** Refer to Section 10-3.16 "Detectors" (Book 2 of 4, page 285). The last paragraph is deleted and replaced with the following:

Full compensation for loop detector sensor units, magnetic detector amplifiers and magnetic sensing elements are included in the contract unit price paid per each for Model 170E/Model 2070 Controller Assembly, the furnishing and installing of loop wire and loop detector lead-in cable shall be included in the contract lump sum prices paid for the Signal And Lighting (Locations 1 and 2) and Ramp Meter System (4 locations) bid items and no separate payment will be made therefor.

Item 24: **Earthwork.** Refer to Section 10-1.48 "Detectors" (Book 2 of 4, page 168). The first paragraph is deleted and replaced with the following:

Material placed within 3.0 m of unpaved finished slope surfaces, steeper than 1:4 (measured horizontally) shall have a minimum friction angle of 32 degrees, minimum cohesion of 6.7 kPa, fines content between 20 and 40 percent, and a minimum Plasticity Index of 12.

MODIFICATIONS / CLARIFICATIONS TO THE PLANS FOR GENE AUTRY TRAIL WIDENING PROJECT:

Item 25 (RR): Revised plan sheet. The following plan sheet is revised by **Attachment "3-B"** and made a part hereof: "Construction Plan", sheet 9 of 61 (L-3).

Item 26 (RR): Southern California Gas Company Letter.

The contractor shall fully comply with the letter dated March 10, 2009 from the Southern California Gas Company, with respect to the existing 36 inch diameter gas pipeline, which crosses Gene Autry Trail south of existing Micro Place / Salvia Road, and with respect to the replacement pipeline, once that pipeline is in place. That letter is attached, designated as **Attachment "3-C"** and made a part hereof. It is anticipated that the Gas Company's on-site inspector will allow small equipment to operate over and near the gas pipeline. The Contractor shall obtain approval from the Gas Company's representative prior to performing any work that is in close proximity to the gas pipeline, as described in **Attachment "3-C"**.

Item 27 (RR): Railroad Compliance. Refer to Section 10-2 "Relations with Railroad Company" (Book 3 of 4, pages 397 through 420, including attached Railroad letter and agreement).

Delete and replace Section 10-4.26, "PAYMENT"(Page 420) with the following:

Full compensation for providing Railroad Protective Insurance, as required in Section 10-3.01, and for any other insurance required by the Railroad that is otherwise in excess of the requirements of these bid documents, shall be made on a force account basis, in accordance with Section 9-1.03 of the Standard Specifications and these Special Provisions, up to the fixed bid price. No markups will be allowed. The Contractor shall provide a copy of all invoicing and refund documents to the engineer with a request for reimbursement.

Full compensation for all other requirements set forth in Section 10-2 "Relations with Railroad Company", including the requirements set forth in the Supplemental Agreement between the Union Pacific Railroad Company and the City of Palm Springs, dated December 17, 2008, including all labor, materials, equipment and incidentals, shall be considered as included in the Lump Sum price paid for Railroad Compliance, and no additional compensation will be allowed therefor.

Item 28 (RR): Clarification on Train Information. The following information has been provided by UPRR. The County of Riverside Transportation Department does not guarantee the accuracy of this data.

- Average number of trains per 24 hour day: 43 Freight and 2 Passenger Trains
- Average number of trains during the work day: 22 Freight and 1 Passenger Train (no schedule is available)
- Maximum travel speed of trains in this area (double main line): 70 mph Freight and 79 mph Passenger

Item 29 (RR): Clarification of Railroad Tracks. The plans indicate one of the UPRR tracks as a "Future Track". This "Future Track" is an operational and active second mainline track through the construction work area. All tracks, including the "Future Track", shall be operational at all times, unless otherwise directed by the Engineer.

Item 30 (RR): Construction of Bents 2 and 3.

Contractor is required to construct the footings and the pier walls for Bridge Bents 2 and 3 adjacent to the live train traffic. For the construction of Bent 2, UPRR will grant a variance to the 12 ft. minimum clearance or allow a shift the adjacent track to provide the minimum clearance. For the construction of Bent 3, UPRR will grant a variance to the 12 ft. minimum clearance. All three tracks will remain in operation during construction, unless otherwise directed by the Engineer.

The City of Palm Springs shall provide payment to Union Pacific Railroad for all costs associated with shifting the adjacent tracks.

Construction of Bents 2 and 3 shall be constructed consecutively and none of the construction work for these Bents can occur simultaneously for any period of time. Construction will occur during the work windows identified by UPRR, which may not be within the designated working hours for this contract. The contractor shall bid this work to

assume that all work involving the excavation, shoring, concrete, reinforcing steel, girder erection and backfill within 25 feet of the centerline of the tracks, or over the tracks, shall be done on special shifts and may involve premium time being paid for labor involved with this construction.

The Contractor will be responsible for designing a shoring system in accordance with UPRR, FRA, OSHA, and CPUC standards that supports live railroad traffic. The preferred type of shoring system is a horizontal strut system; however, the contractor is required to design, submit and stamp (by a registered civil engineer in the State of California) a shoring system. Shoring systems utilizing tie-back or soil nail systems that are placed under the existing tracks are not acceptable for use on this project and will not be allowed by UPRR.

The shoring design will be required to have a minimum 4 foot walkway attached to it located at the same elevation as the top of rail elevation in accordance with UPRR, OSHA, FRA and CPUC Standards. The walkway shall include an acceptable handrail system and have grating or other means of providing a non-slip walkway surface.

The Contractor shall submit 8 sets of drawings and calculations to the Engineer for distribution and approval, which the Engineer will have 8 weeks to review. The construction means and methods for the bent construction will need to be phased to avoid and protect in place the shoring system and the live train traffic, including but not limited too, forming and pouring construction joints in the concrete, mechanical or welded splicing of the reinforcing steel, intermittent structural backfill operations, and ceasing all work as trains pass through the work zone as directed by the UPRR flagman.

Full Compensation for the construction of the bents in accordance with the guidelines described above, including labor, equipment materials, coordination and incidentals shall be included in the various items of work and no additional compensation will be allowed.

Full compensation for plan preparation and approval, installing, avoid and protect and place the shoring system and the live train traffic, maintaining and removing the shoring system(s) to construct the work as designed and described above shall be included in various items of the work and no additional compensation will be allowed.

Item 31 (RR): Kinder-Morgan Oil Line.

The Contractor is responsible for designing a shoring system that supports the active 22" Kinder-Morgan oil line on the south side of Bent 2 running parallel with the footing and retrofit construction operations.

The Contractor will be responsible for coordinating, with Kinder-Morgan, and designing a shoring system in accordance OSHA and CPUC standards that supports the 22" Kinder-Morgan oil line. The contractor is required to design, submit and stamp (by a registered civil engineer in the State of California) a shoring system for this oil line. The shoring system shall provide complete support of the adjacent oil line with no more than a 1/2" of overall deflection in the shoring system. The shoring system shall be complete with a handrail system and be a minimum of 2 foot of freeboard above the existing grade to prevent objects from unsafely rolling down the grade and falling into the excavation.

The Contractor shall submit 8 sets of drawings and calculations to the Engineer for distribution and approval, which the Engineer will have 8 weeks to review. The

Contractor will be responsible for coordinating scheduling, with the Kinder-Morgan, on-site inspection during any work being performed near and around the existing 22" line.

The construction means and methods for the bent 2 construction will need to be phased to avoid and protect in place the shoring system supporting the 22" Kinder-Morgan oil line, including but not limited too, removing of conflicting portion of abandoned 20" Kinder-Morgan oil line, forming and pouring construction joints in the concrete, mechanical or welded splicing of the reinforcing steel, intermittent structural backfill operations, and ceasing all work as directed by the Kinder Morgan inspector.

The City of Palm Springs shall provide payment to Kinder-Morgan for any Kinder Morgan on-site inspection during any work being performed near and around the existing 22" line.

Full Compensation for the plan preparation, design, submittal and approval, installing, avoid and protect in place the shoring system supporting the 22" Kinder-Morgan oil line, maintaining and removing the shoring system(s) to construct the work as designed and described above, including the removal of the conflicting portion of the abandoned 20" Kinder-Morgan oil line shall be included in various items of the work and no additional compensation will be allowed.

Item 32 (RR): Excavation. Removing Boulders and Rip Rap. The following special provisions and bid item is added:

The Contractor should expect to encounter and remove large rip rap and boulders within the limits of excavation around the Gene Autry Bridge for the required excavation work needed for shoring installation operations and structural excavation operations.

Full compensation for furnishing all labor, materials, tools, equipment, incidentals, and for doing all the work involved with Bid Item R66, "REMOVING BOULDERS AND RIP RAP" shall be paid for per Section 5-1.15 "Force Account Payment" of the General Provisions.

Item 33 (RR): Clarification of Primer Coverage Rate for methacrylate:

Methacrylate shall be applied at a rate of 80-125 SQFT per Gallon


Item 34 (RR): Nonhighway Facilities (Including Utilities). The following Special Provision is added: Installation of the utilities shown **Attachment "3-D"** requires coordination with your activities. Make the necessary arrangements with the utility company through the Engineer and submit a schedule:

- A. Verified by a representative of the utility company.
- B. Allowing at least the time shown for the utility owner to complete its work.

Addendum No. 3
I10/ Palm Drive/ Gene Autry Trail Interchange Improvement Project
Project No. A4-0740, HPLUESPL-5956 (179)
Gene Autry Trail Widening Project
Project No. B9-0995, RPMSTPL -5282 (018)
October 7, 2009
Page 13 of 16

The addendum for I10/ Palm Drive/ Gene Autry Trail Interchange Improvement Projects has been prepared under the direction of the following registered Civil Engineers:

Roadway/ Traffic and Electrical



Gary Wintergerst, PE



Structures




Jong J. LU, PE




Addendum No. 3
I10/ Palm Drive/ Gene Autry Trail Interchange Improvement Project
Project No. A4-0740, HPLUESPL-5956 (179)
Gene Autry Trail Widening Project
Project No. B9-0995, RPMSTPL -5282 (018)
October 7, 2009
Page 14 of 16

The addendum for Gene Autry Trail Widening Projects has been prepared under the direction of the following registered Civil Engineers:


Roadway:




Jack S.C. Tseng, PE



Structures:



Boris Reznikov, PE



Addendum No. 3
110/ Palm Drive/ Gene Autry Trail Interchange Improvement Project
Project No. A4-0740, HPLUESPL-5956 (179)
Gene Autry Trail Widening Project
Project No. B9-0995, RPMSTPL -5282 (018)
October 7, 2009
Page 15 of 16

Recommended by:




Cindi A. Wachi, PE
County Project Manager

Concurrence:



Khalid Nasim, PE
Engineering Division Manager

Acknowledged:


(Contractor)

Date: OCT 14 2009

Addendum No. 3
I10/ Palm Drive/ Gene Autry Trail Interchange Improvement Project
Project No. A4-0740, HPLUESPL-5956 (179)
Gene Autry Trail Widening Project
Project No. B9-0995, HPLUESPL-5282 (018)
October 7, 2009
Page 16 of 16

ATTACHMENTS

3-A – Revised Proposal

3-B – Revised L-3 Plans

3-C – Southern California Gas Company Letter

3-D – Utility Conflict Table



**COUNTY OF RIVERSIDE
TRANSPORTATION AND
LAND MANAGEMENT AGENCY**



*Juan C. Perez, P.E., T.E.
Director of Transportation*

Transportation Department

ADDENDUM NUMBER 4

Dated October 8, 2009

**to the
Specifications and Contract Documents
for the construction of**

**I-10/ Palm Drive/ Gene Autry Trail
Interchange Improvement Project
Project No A40740
Federal Aid No. HPLUESPL- 5956 (179)**

**and
Gene Autry Trail Widening
From UPRR to Salvia Road
Project No. B5-0995
Federal Aid No. RPMSTPL-5282 (018)**

**Bids Due: Wednesday, October 14, 2009, 2:00 p.m.
14th Street Transportation Annex
3525 14th Street, Riverside, CA 92501
(951) 955-6780**

This Addendum is issued pursuant to Section 3-1.04 of the Contract Document for the referenced project. This Addendum is issued as a supplement to the plans, specifications and special provisions for the referenced project. Any revisions to the plans and specifications shall become a part of the Contract Documents, and each bidder shall acknowledge receipt thereof on the Contractor's Proposal. Bidders are directed to sign this addendum as acknowledged, and attach the signed addendum to the contractor's submitted proposal.

MODIFICATIONS / CLARIFICATIONS TO SPECIAL PROVISIONS

Item 1: Revised Proposal Item R63. Referring to the Revised Proposal (Addendum No. 3, Item 1, Attachment "3A"), the Bidder is instructed as follows:

The bidder is directed to strikeout the item price and total amount of "\$10,000.00" for bid Item Number R63, "RAILROAD COMPLIANCE". The bidder shall submit their proposed price and subtotal within the bid item row. In the event that a bidding contractor fails to strike out the amounts, as directed by this addendum, the item bid price and subtotal bid price shall be corrected to an amount of \$ 0.00 (zero dollars and zero cents).

RCID

Fax: 951-955-3184

Oct 6 2009 15:13

P.00

Addendum No. 4
I10/ Palm Drive/ Gene Autry Trail Interchange Improvement Project
Project No. A4-0740, HPLUESPL-5956 (179)
Gene Autry Trail Widening Project
Project No. B9-0995, RPMSTPL -5282 (018)
October 8, 2009
Page 2 of 4

Item 2: **Attachment Revisions.** Referring to the Attachment "3-D" table (for Addendum No. 3, Item 34) the following information, for Kinder Morgan Energy Partners, is removed and replaced, and is made a part hereof:

UTILITY COMPANY REQUIREMENTS: Contractor will be responsible for coordinating with Kinder Morgan and designing a shoring system that supports the Active 22" Oil Line. [See Addendum No. 3, Item 31 (RR) for details]

DAYS: 0 (zero)


Addendum No. 4
110/ Palm Drive/ Gene Autry Trail Interchange Improvement Project
Project No. A4-0740, HPLUESPL-5955 (179)
Gene Autry Trail Widening Project
Project No. B9-0995, RPMSTPL-5282 (018)
October 8, 2009
Page 3 of 4

The addendum for Gene Autry Trail Widening Projects has been prepared under the direction of the following registered Civil Engineers:

Roadway:




Jack S.C. Tseng, PE



Structures:



Boris Reznikov, PE




ADDENDUM NO. 4
110/ Palm Drive/ Gene Autry Trail Interchange Improvement Project
Project No. A4-0740, HPLUESPL-5956 (179)
Gene Autry Trail Widening Project
Project No. B9-0995, RPMSTPL -5282 (018)
October 8, 2009
Page 4 of 4

Recommended by:




Cindi A. Wachi, PE
County Project Manager

Concurrence:



Khalid Nasim, PE
Engineering Division Manager

Acknowledged:



(Contractor)

Date: OCT 14 2009

Contract No.:

A4-0740 & B9-0995

SKANSKA USA CIVIL CALIFORNIA DISTRICT INC.

Item	Subcontractor	Bidder Normally Performs Item y/n	UDBE	Price	% of Bid Item	% Sub work of Total Bid
AC Dike I 51,I 52,I 53,R 20,R 21,R 22	AC Dike Co.	Yes	NO	\$17,429	100%	0.10%
Boring I 139, I 141	Ayala Boring	Yes	NO	\$159,472	67%	0.94%
Demo Bridge I 32,R 30	Penhall Company	Yes	NO	\$93,000	97%	0.55%
Drill & Bond Dowel, Core Holes R 42,R 43,R 46,R 49	Penhall Company	Yes	NO	\$65,775	42%	0.39%
Joint Seal I 67,R 50	Penhall Company	Yes	NO	\$35,521	100%	0.21%
Fence, Gate, Chain Link Railing I 23,I 101,I 105,I 106,R 227,R 255	DC Hubbs	Yes	NO	\$219,644	100%	1.30%
MBGR I 24,I 25,I 104,I 108,I 109,I 110 I 111,I 112,R 18,R 19,R 24	DC Hubbs	Yes	NO	\$146,691	100%	0.87%
Prestress I 59	Dywidag Systems International	YES	NO	\$204,380	100%	1.21%
Sign Structures I 30,I 70,I 71,I 73,I 76	Coral Construction	YES	NO	\$228,220	100%	1.35%
Precast/Prestressed Girders R 44,R 45	Pomeroy Corporation	YES	NO	\$170,697	98%	1.01%
Electrical I 118,I 119,I 120,I 121,I 124, I 126,I 134,I 135,I 136,I 143, I 144	Steiny & Company	YES	NO	\$1,202,453	100%	7.09%
Driven Pile I 57,I 58	West Coast Welding	YES	NO	\$450,625	100%	2.66%
Rebar I 62(P),I 63(P),I 64(P),I 68(P) I 69(P),I 107(P),R 40(P),R 41(P) R 51(P),R 56(P)	CMC Steel	YES	NO	\$679,235	58%	4.01%
		Totals	Bid Subs	\$16,950,868 \$3,673,142		21.67%

Supplemental info to clarify percentages. 10/10/09

Review of DBE submission - CITY OF PALM SPRINGS
BID SCHEDULE NO. 2

Project: Gene Autry Tr. @ UPRR

Federal ID No. RPHSTPL-5282 (018)

Bids Received: 10/14/09

UDBE Goal: 1.25 %

Exhibit 15-G(1) Submission:

Goal met: (Y/N) YES

Stated Participation: 1.30 %

Exhibit Approved (Y/N) YES

Exhibit 15-G(2) Submission:

Stated Participation: 1.30 %

Exhibit Approved (Y/N) YES

Good Faith Effort Submittal (Reviewed if Goal not met):

Approved? (Y/N) N/A
See separate evaluation

Submissions Reviewed and Approved:

RECOMMENDED FOR APPROVAL BY CITY OF PALM SPRINGS

Stan Dery, DBELO

10-27-09
Date

attachments:

Exhibit 15-G(1)

Exhibit 15-G(2)

Good faith effort submittal and evaluation (if applicable)

COPY

Attachment "B"

EXHIBIT 15-G1 LOCAL AGENCY BIDDER UDBE COMMITMENT (CONSTRUCTION CONTRACTS)

NOTE: PLEASE REFER TO INSTRUCTIONS ON THE REVERSE SIDE OF THIS FORM

AGENCY: CITY OF PALM SPRINGS, CALIFORNIA LOCATION: GENE AUTRY TRAIL FROM UPRR TO SALVIA ROAD
 PROJECT DESCRIPTION: GENE AUTRY TRAIL WIDENING, FROM UPRR TO SALVIA ROAD
 TOTAL CONTRACT AMOUNT: \$ 16,950,868.00
 BID DATE: ~~OCTOBER 14, 2009~~ October 14, 2009
 BIDDER'S NAME: Skanska USA Civil West California District Inc.
 CONTRACT UDBE GOAL: 1.25%

CONTRACT ITEM NO.	ITEM OF WORK AND DESCRIPTION OR SERVICES TO BE SUBCONTRACTED OR MATERIALS TO BE PROVIDED	Cert. No. of UDBE AND EXPIRATION DATE	NAME OF UDBEs (Must be certified on the date bids are opened - include UDBE address and phone number)	DOLLAR AMOUNT UDBE
R6, R7, R13	Trucking	36514	L Riley Trucking	\$24,636.00
	Haul Rail, Haul Base		23746 Livewool Ln	
	Haul Millings		Harbor City 90710	
			(323) 353-9332	
R59	Sweeper Rental	20338	Nancies Sweeping	\$8,100.00
			5747 Beverly Hills Dr	
			Whittier 90601	
			562/789-7448	
R20-R22	AC Dike	219	A.C. Dike	\$3,393.00
			2788 Venture Dr	
			Lincoln, Ca 95648	
			(916) 652-0159	

For Local Agency to Complete:

Local Agency Contract Number: _____
 Federal-aid Project Number: RPMSTPL-5282 (018)
 Federal Share: 68.0%
 Contract Award Date: _____

Local Agency certifies that all UDBE certifications have been verified and information is complete and accurate.

Print Name
Local Agency Representative

Signature

Date

(Area Code) Telephone Number: _____

Total Claimed UDBE Participation

\$ _____
 _____ %

Continued

Signature of Bidder

10/20/09

Date

951/684-5360

(Area Code) Tel. No.

Chad Mathes; Vice President
 Person to Contact (Please Type or Print)

Local Agency Bidder UDBE Commitment (Construction Contracts)
 (Rev 6/26/09)

Distribution: (1) Original - Local agency files

Attachment "B"

EXHIBIT 15-G1 LOCAL AGENCY BIDDER UDBE COMMITMENT (CONSTRUCTION CONTRACTS)

NOTE: PLEASE REFER TO INSTRUCTIONS ON THE REVERSE SIDE OF THIS FORM

AGENCY: CITY OF PALM SPRINGS, CALIFORNIALOCATION: GENE AUTRY TRAIL FROM UPRR TO SALVIA ROADPROJECT DESCRIPTION: GENE AUTRY TRAIL WIDENING, FROM UPRR TO SALVIA ROADTOTAL CONTRACT AMOUNT: \$ 16,950,868.00 (SCHEDULE "B" - \$3,541,286.20)BID DATE: ~~OCTOBER 14, 2009~~ October 14, 2009BIDDER'S NAME: Skanska USA Civil West California District Inc.CONTRACT UDBE GOAL: 1.25%

CONTRACT ITEM NO.	ITEM OF WORK AND DESCRIPTION OR SERVICES TO BE SUBCONTRACTED OR MATERIALS TO BE PROVIDED	Cert. No. of UDBE AND EXPIRATION DATE	NAME OF UDBEs (Must be certified on the date bids are opened - include UDBE address and phone number)	DOLLAR AMOUNT UDBE
R7	Cold Plane	35088	Lindys Cold Plan 541 W Mountain LaHabra, Ca 90631 562/697-2286	\$6,866.00
R4	Fiber Rolls, Supply	9048	JC Supply 1612 S Cucamonga Ontario, 91761	\$2,594.76 60% of \$4,324.60
R29	Pipe Materials	9076	Triumph Geo Synthetics P.O. Box 5391 Fullerton 92838 714/237-1550	\$502.94 60% of \$838.24

For Local Agency to Complete:

Local Agency Contract Number: _____

Federal-aid Project Number: RPMSTPL-5282 (018)Federal Share: 68.0%

Contract Award Date: _____

Local Agency certifies that all UDBE certifications have been verified and information is complete and accurate.

Print Name _____ Signature _____ Date _____
Local Agency Representative

(Area Code) Telephone Number: _____

Total Claimed UDBE Participation

\$46,092.701.30 %

Signature of Bidder

10/20/09

951/684-5360

Date

(Area Code) Tel. No.

Chad Mathes, Vice President

Person to Contact (Please Type or Print)

Local Agency Bidder UDBE Commitment (Construction Contracts)
(Rev 6/26/09)

Distribution: (1) Original - Local agency files

Attachment "B"

EXHIBIT 15-G2 LOCAL AGENCY BIDDER DBE INFORMATION (CONSTRUCTION CONTRACTS) (Inclusive of all DBEs including the UDBEs listed at bid proposal)

NOTE: PLEASE REFER TO INSTRUCTIONS ON THE REVERSE SIDE OF THIS FORM

AGENCY: CITY OF PALM SPRINGS, CALIFORNIA LOCATION: GENE AUTRY TRAIL, UPRR TO SALVIA ROAD
 PROJECT DESCRIPTION: GENE AUTRY TRAIL WIDENING, FROM UPRR TO SALVIA ROAD
 TOTAL CONTRACT AMOUNT: \$ 16,950,868.00
 BID DATE: October 14, 2009 ~~OCTOBER 7, 2009~~
 BIDDER'S NAME: Skanska USA Civil West California District Inc.

CONTRACT ITEM NO.	ITEM OF WORK AND DESCRIPTION OR SERVICES TO BE SUBCONTRACTED OR MATERIALS TO BE PROVIDED	DBE Cert. No. AND EXPIRATION DATE	NAME OF DBEs (Must be certified on the date bids are opened - include DBE address and phone number)	DOLLAR AMOUNT DBE
R6,R7,R13	Trucking	36514	L Riley Trucking	\$24,636.00
	Haul K Rail, Haul Base		23746 Livewool Ln	
	Haul Millings		Harbor City, 90710	
			(323) 353-9332	
R59	Sweeper Rental	20338	Nancies Sweeping	\$8,100.00
			5747 Beverly Hills	
			Whittier, Ca 90601	
			562/789-7448	
R20-R22	AC Dike	219	AC Dike	\$3,393.00
			2788 Venture Dr	
			Lincoln, Ca 95648	
			(916) 652-0159	

For Local Agency to Complete:

Local Agency Contract Number: _____
 Federal-aid Project Number: RPMSTPL-5282 (018)
 Federal Share: 68.0%
 Contract Award Date: _____

Local Agency certifies that all DBE certification have been verified and information is complete and accurate.

Print Name _____ Signature _____ Date _____
 Local Agency Representative
 (Area Code) Telephone Number: _____

For Caltrans Review:

Print Name _____ Signature _____ Date _____
 Caltrans District Local Assistance Engineer

Total Claimed DBE Participation

\$ _____
 _____%

Continued

Signature of Bidder

10/20/09 951/684-5360

Date (Area Code) Tel. No.

Chad Mathes, Vice President

Person to Contact (Please Type or Print)

Local Agency Bidder DBE Information (Construction Contracts)
 (Rev 6/26/09)

- Distribution:** (1) Copy - Fax or scan a copy to the Caltrans District Local Assistance Engineer (DLAE) within 15 days of contract execution. Failure to send a copy to the DLAE within 15 days of contract execution may result in de-obligation of funds for this project.
 (2) Copy - Include in award package to Caltrans District Local Assistance
 (3) Original - Local agency files

Attachment "B"

EXHIBIT 15-G2 LOCAL AGENCY BIDDER DBE INFORMATION (CONSTRUCTION CONTRACTS) (Inclusive of all DBEs including the UDBEs listed at bid proposal)

NOTE: PLEASE REFER TO INSTRUCTIONS ON THE REVERSE SIDE OF THIS FORM				
AGENCY: <u>CITY OF PALM SPRINGS, CALIFORNIA</u>		LOCATION: <u>GENE AUTRY TRAIL, UPRR TO SALVIA ROAD</u>		
PROJECT DESCRIPTION: <u>GENE AUTRY TRAIL WIDENING, FROM UPRR TO SALVIA ROAD</u>				
TOTAL CONTRACT AMOUNT: \$ <u>16,950,868.00 (SCHEDULE "B" - \$3,541,286.20)</u>				
BID DATE: <u>October 14, 2009</u> XXXXXXXXXX				
BIDDER'S NAME: <u>Skanska USA Civil West California District Inc.</u>				
CONTRACT ITEM NO.	ITEM OF WORK AND DESCRIPTION OR SERVICES TO BE SUBCONTRACTED OR MATERIALS TO BE PROVIDED	DBE Cert. No. AND EXPIRATION DATE	NAME OF DBEs (Must be certified on the date bids are opened - include DBE address and phone number)	DOLLAR AMOUNT DBE
R7	Cold Plane	35088	Lindys Cold Planing 541 W Mountain La Habra, Ca 90631 562/697-2286	\$6,866.00
R2	Fiber Rolls, Supply	9048	JC Supply 1612 S Cucamonga Ontario, 91761	\$2,594.76 60% of \$4,324.60
R29	Pipe Materials	9076	Triumph Geo Synthetics P.O. Box 5391 Fullerton, 92838	\$502.94 60% of \$838.24
For Local Agency to Complete: Local Agency Contract Number: _____ Federal-aid Project Number: <u>RPMSTPL-5282 (018)</u> Federal Share: <u>68.0%</u> Contract Award Date: _____ Local Agency certifies that all DBE certification have been verified and Information is complete and accurate. _____ Print Name Signature Date Local Agency Representative (Area Code) Telephone Number: _____			714/237-1550 Total Claimed DBE Participation \$ <u>46,092.70</u> <u>1.30 %</u>	
For Caltrans Review: _____ Print Name Signature Date Caltrans District Local Assistance Engineer			_____ Signature of Bidder 10/20/09 951/684-5360 Date (Area Code) Tel. No. Chad Mathes, Vice President Person to Contact (Please Type or Print)	
Local Agency Bidder DBE Information (Construction Contracts) (Rev 6/26/09)				

- Distribution:** (1) Copy – Fax or scan a copy to the Caltrans District Local Assistance Engineer (DLAE) within 15 days of contract execution. Failure to send a copy to the DLAE within 15 days of contract execution may result in de-obligation of funds for this project.
- (2) Copy – Include in award package to Caltrans District Local Assistance
- (3) Original – Local agency files

UDBE

[Back To Query Form](#)**Search Returned 1 Records**

Tue Oct 27 06:11:56 PST 2009

Query Criteria

Firm ID: 36514

Firm Type: DBE

Firm ID	36514
Firm/DBA Name	L. RILEY TRUCKING
Address Line1	23746 LIVEWOOD LANE
Address Line2	
City	HARBOR CITY
State	CA
Zip Code1	90710
Zip Code2	
Mailing Address Line1	
Mailing Address Line2	
Mailing City	
Mailing State	
Mailing Zip Code1	
Mailing Zip Code2	
Certification Type	DBE
EMail	l.rileytrucking@yahoo.com
Area Code	(323)
Phone Number	231-5083
Fax Area Code	(323)
Fax Phone Number	231-5083
Agency Name	CITY OF LOS ANGELES
Counties	01; 10; 19; 27; 30; 33; 36; 37; 40; 42; 56;
Districts	04; 05; 06; 07; 08; 11; 12;
DBE NAICS	484110; 484220;

ACDBE NAICS

Work Codes	C9602 BOTTOM DUMP TRUCKING; C9774 TRUCKER;
Licenses	
Gender	M
Ethnicity	BLACK
Firm Type	DBE

[Back To Query Form](#)

[Back To Query Form](#)**Search Returned 1 Records**

Tue Oct 27 06:13:09 PST 2009

Query Criteria

Firm ID: 20338

Firm Type: DBE

Firm ID	20338
Firm/DBA Name	NANCIE'S SWEEPING, INC.
Address Line1	5747 BEVERLY HILLS DRIVE
Address Line2	
City	WHITTIER
State	CA
Zip Code1	90601
Zip Code2	
Mailing Address Line1	
Mailing Address Line2	
Mailing City	
Mailing State	
Mailing Zip Code1	
Mailing Zip Code2	
Certification Type	DBE
Email	NancieSweeping@aol.com
Area Code	(562)
Phone Number	789-7448
Fax Area Code	(562)
Fax Phone Number	789-7450
Agency Name	DEPARTMENT OF TRANSPORTATION
Counties	00;
Districts	00;
DBE NAICS	561499; 812199;

ACDBE NAICS

Work Codes	17290 MISC PERSONAL SERVICES; 17380 MISC BUSINESS SERVICES;
Licenses	
Gender	F
Ethnicity	CAUCASIAN
Firm Type	DBE

[Back To Query Form](#)

[Back To Query Form](#)**Search Returned 1 Records**

Tue Oct 27 06:13:33 PST 2009

Query Criteria

Firm ID: 219

Firm Type: DBE

Firm ID	219
Firm/DBA Name	A C DIKE CO
Address Line1	2788 VENTURE DR.
Address Line2	
City	LINCOLN
State	CA
Zip Code1	95648
Zip Code2	
Mailing Address Line1	
Mailing Address Line2	
Mailing City	
Mailing State	
Mailing Zip Code1	
Mailing Zip Code2	
Certification Type	DBE
EMail	paul.acdike@hughes.net
Area Code	(916)
Phone Number	652-0159
Fax Area Code	(916)
Fax Phone Number	645-9618
Agency Name	DEPARTMENT OF TRANSPORTATION
Counties	00;
Districts	00;
DBE NAICS	237990; 238110; 238120; 238910;

ACDBE NAICS

Work Codes	C1920 STRUCTURE EXCAVATION; C1930 STRUCTURE BACKFILL; C1940 DITCHES EXCAVATION; C2602 AGGREGATE BASE; C3901 ASPHALT CONCRETE; C3910 PAVING ASPHALT (ASPHALT CONCRETE); C3940 PLACE ASPHALT CONCRETE DIKE & MISC;
Licenses	A General Engineering Contractor;
Gender	F
Ethnicity	CAUCASIAN
Firm Type	DBE

[Back To Query Form](#)

UDBE

[Back To Query Form](#)**Search Returned 1 Records**

Tue Oct 27 06:13:56 PST 2009

Query Criteria

Firm ID: 35088

Firm Type: DBE

Firm ID	35088
Firm/DBA Name	LINDY'S COLD PLANING
Address Line1	625 S. MOUNTAIN VIEW
Address Line2	
City	LA HABRA
State	CA
Zip Code1	90631
Zip Code2	
Mailing Address Line1	
Mailing Address Line2	
Mailing City	
Mailing State	
Mailing Zip Code1	
Mailing Zip Code2	
Certification Type	DBE
EMail	wegrindasphalt@aol.com
Area Code	(562)
Phone Number	697-2286
Fax Area Code	(562)
Fax Phone Number	697-2039
Agency Name	LOS ANGELES COUNTY METRO TRANSPORTATION AUTHORITY (MTA)
Counties	00;
Districts	00;
DBE NAICS	237310; 237990;

ACDBE NAICS	
-------------	--

Work Codes	C8720 CIVIL ENGINEERING;
Licenses	A General Engineering Contractor;
Gender	F
Ethnicity	CAUCASIAN
Firm Type	DBE

[Back To Query Form](#)

WDBE

[Back To Query Form](#)**Search Returned 1 Records**

Tue Oct 27 06:16:34 PST 2009

Query Criteria

Firm ID: 34132

Firm Type: DBE

Firm ID	34132
Firm/DBA Name	JC SUPPLY & MANUFACTURING
Address Line1	1612 S. CUCAMONGA AVENUE,
Address Line2	
City	ONTARIO
State	CA
Zip Code1	91761
Zip Code2	
Mailing Address Line1	
Mailing Address Line2	
Mailing City	
Mailing State	
Mailing Zip Code1	
Mailing Zip Code2	
Certification Type	DBE
Email	connie@jcsupply.us
Area Code	(909)
Phone Number	373-1773
Fax Area Code	(909)
Fax Phone Number	373-1785
Agency Name	CITY OF LOS ANGELES
Counties	00;
Districts	00;
DBE NAICS	332312;

ACDBE NAICS

Work Codes	D3470 METAL SERVICES, NEC;
Licenses	
Gender	F
Ethnicity	CAUCASIAN
Firm Type	DBE

[Back To Query Form](#)

[Back To Query Form](#)**Search Returned 1 Records**

Tue Oct 27 06:18:49 PST 2009

Query Criteria

Firm ID: 9076

Firm Type: DBE

Firm ID	9076
Firm/DBA Name	TRIUMPH GEO-SYNTHETICS, INC.
Address Line1	1140 N. ARMANDO ST.
Address Line2	
City	ANAHEIM
State	CA
Zip Code1	92806
Zip Code2	
Mailing Address Line1	P.O. BOX 5391
Mailing Address Line2	
Mailing City	FULLERTON
Mailing State	CA
Mailing Zip Code1	92838
Mailing Zip Code2	
Certification Type	DBE
Email	mccaa@triumphgeo.com
Area Code	(714)
Phone Number	237-1550
Fax Area Code	(714)
Fax Phone Number	237-1549
Agency Name	DEPARTMENT OF TRANSPORTATION
Counties	00;
Districts	00;
DBE NAICS	336999; 423390; 444190; 454390;

ACDBE NAICS

Work Codes	C0698 BUILDING MATERIAL; F5088 TRANSPORTATION EQUIPMENT & SUPPLIES;
Licenses	
Gender	F
Ethnicity	CAUCASIAN
Firm Type	DBE

[Back To Query Form](#)

Review of DBE submission

Project: I10/PALM

Federal ID No. HPLUESPL-5956(179)

Bids Received: 10/14/09

UDBE Goal: 2.0 %

Exhibit 15-G(1) Submission:

Goal met: (Y/N) YES

Stated Participation: 2.39 %

Exhibit Approved (Y/N) YES

Exhibit 15-G(2) Submission:

Stated Participation: 2.39 %

Exhibit Approved (Y/N) YES

Good Faith Effort Submittal (Reviewed if Goal not met):

Approved? (Y/N) N/A
See separate evaluation

Submissions Reviewed and Approved:

Stan C. Dery
Stan Dery, DBELO

10-27-09
Date

attachments:

Exhibit 15-G(1)

Exhibit 15-G(2)

Good faith effort submittal and evaluation (if applicable)

COPY

Good Faith Effort
Documentation
For

Construction of
State Highway 10 at Palm Drive
Gene Autry Trail
Project No. A4-0740
and

Gene Autry Trail Widening
From UPRR to Salvia Road
Project No. B9-0995

Riverside County Transportation
Department

Bid Date: October 14, 2009 – 2:00 pm

Skanska USA Civil West
California District Inc.
1995 Agua Mansa Road
Riverside, CA 92509
(951) 684-5360

EXHIBIT 15-G1 LOCAL AGENCY BIDDER UDBE COMMITMENT (CONSTRUCTION CONTRACTS)

NOTE: PLEASE REFER TO INSTRUCTIONS ON THE REVERSE SIDE OF THIS FORM

AGENCY: COUNTY OF RIVERSIDE, CALIFORNIA LOCATION: INTERSTATE 10 AT PALM DRIVE / GENE AUTRY TRAIL

PROJECT DESCRIPTION: RECONSTRUCTION OF INTERCHANGE

TOTAL CONTRACT AMOUNT: \$ 16,950,868.00

BID DATE: ~~October 14, 2009~~ October 14, 2009

BIDDER'S NAME: Skanska USA Civil West California District Inc.

CONTRACT UDBE GOAL: 2.0%

CONTRACT ITEM NO.	ITEM OF WORK AND DESCRIPTION OR SERVICES TO BE SUBCONTRACTED OR MATERIALS TO BE PROVIDED	Cert. No. of UDBE AND EXPIRATION DATE	NAME OF UDBEs (Must be certified on the date bids are opened - include UDBE address and phone number)	DOLLAR AMOUNT UDBE
120	Haul K Rail	36514	L. Riley Trucking	\$143,501.00
147	Haul Base		23746 Livewool Ln	
			Harbor City, Ca 90710	
			323/353-9332	
12	Sweeper Rental	20338	Nancies Sweeping	\$25,920.00
			5747 Beverly Hills Dr	
			Whittier, Ca 90601	
			562/789-7448	
I51-I54	Place AC Dike	219	A.C. Dike	\$14,036.25
			2788 Venture Drive	
			Lincoln, Ca 95648	
			(916) 652-0159	

For Local Agency to Complete:

Local Agency Contract Number: _____

Federal-aid Project Number: HPLUESPL-5956 (179)

Federal Share: _____

Contract Award Date: _____

Local Agency certifies that all UDBE certifications have been verified and information is complete and accurate.

Print Name
Local Agency Representative

Signature

Date

(Area Code) Telephone Number: _____

Total Claimed UDBE Participation

\$ _____

_____ %

Continued

Signature of Bidder

10/20/09 951/684-5360

Date

(Area Code) Tel. No.

Chad Mathes, Vice President

Person to Contact

(Please Type or Print)

Local Agency Bidder UDBE Commitment (Construction Contracts)
(Rev 6/26/09)

Distribution: (1) Original - Local agency files

EXHIBIT 15-G1 LOCAL AGENCY BIDDER UDBE COMMITMENT (CONSTRUCTION CONTRACTS)

NOTE: PLEASE REFER TO INSTRUCTIONS ON THE REVERSE SIDE OF THIS FORMAGENCY: COUNTY OF RIVERSIDE, CALIFORNIA LOCATION: INTERSTATE 10 AT PALM DRIVE / GENE AUTRY TRAILPROJECT DESCRIPTION: RECONSTRUCTION OF INTERCHANGETOTAL CONTRACT AMOUNT: \$ 16,950,868.00BID DATE: ~~OCTOBER 14, 2009~~ October 14, 2009BIDDER'S NAME: Skanska USA Civil West California District Inc.CONTRACT UDBE GOAL: 2.0%

CONTRACT ITEM NO.	ITEM OF WORK AND DESCRIPTION OR SERVICES TO BE SUBCONTRACTED OR MATERIALS TO BE PROVIDED	Cert. No. of UDBE AND EXPIRATION DATE	NAME OF UDBEs (Must be certified on the date bids are opened - include UDBE address and phone number)	DOLLAR AMOUNT UDBE
I35	Cold Plane	35088	Lindy's Cold Planing	\$23,347.00
	AC Removal		541 W. Mountain View	
			La Habra, CA 90631	
			562/697-2286	
I2, I5, I6	Fiber Rolls, Cure, Fabric,	9048	JC Supply	\$13,170.52
I60-I62	Misc Supplies	<u>34132</u>	1612 S. Cucamonga	60% of \$21,950.12
			Ontario, CA 91761	
			(909) 373-1773	
I56	Epoxy Dowel Basket	9048	JC Supply Manufacturing	\$37,790.63
		<u>34132</u>	1612 S. Cucamonga	
			Ontario, CA 91761	
			(909) 373-1773	

For Local Agency to Complete:

Local Agency Contract Number: _____

Federal-aid Project Number: HPLUESPL-5956 (179)

Federal Share: _____

Contract Award Date: _____

Local Agency certifies that all UDBE certifications have been verified and information is complete and accurate.

Print Name
Local Agency Representative

Signature

Date

(Area Code) Telephone Number: _____

Total Claimed UDBE
Participation

\$ _____

_____%

Continued

Signature of Bidder

10/20/09 951/684-5360

Date (Area Code) Tel. No.

Chad Mathes, Vice President

Person to Contact (Please Type or Print)

Local Agency Bidder UDBE Commitment (Construction Contracts)
(Rev 6/26/09)

Distribution: (1) Original - Local agency files

EXHIBIT 15-G1 LOCAL AGENCY BIDDER UDBE COMMITMENT (CONSTRUCTION CONTRACTS)

NOTE: PLEASE REFER TO INSTRUCTIONS ON THE REVERSE SIDE OF THIS FORM

AGENCY: COUNTY OF RIVERSIDE, CALIFORNIA LOCATION: INTERSTATE 10 AT PALM DRIVE / GENE AUTRY TRAILPROJECT DESCRIPTION: RECONSTRUCTION OF INTERCHANGETOTAL CONTRACT AMOUNT: \$ 16,950,868.00 (SCHEDULE "A" - \$13,409,581.80)BID DATE: ~~OCTOBER 14, 2009~~ October 14, 2009BIDDER'S NAME: Skanska USA Civil West California District Inc.CONTRACT UDBE GOAL: 2.0%

CONTRACT ITEM NO.	ITEM OF WORK AND DESCRIPTION OR SERVICES TO BE SUBCONTRACTED OR MATERIALS TO BE PROVIDED	Cert. No. of UDBE AND EXPIRATION DATE	NAME OF UDBEs (Must be certified on the date bids are opened - include UDBE address and phone number)	DOLLAR AMOUNT UDBE
I80-I82	Pipe Materials	9076	Triumph Geo-Synthetics	\$62,349.27
I84			P.O. Box 5391	60% of \$103,915.45
I87-I89			Fullerton, CA 92838	
			(714) 237-1550	

For Local Agency to Complete:

Local Agency Contract Number: A4-0740Federal-aid Project Number: HPLUESPL-5956 (179)

Federal Share: _____

Contract Award Date: _____

Local Agency certifies that all UDBE certifications have been verified and information is complete and accurate.

STAN A. DERVY
 Print Name
 Local Agency Representative

Stan A. Dervy
 Signature
 Date

(Area Code) Telephone Number: (951) 955-6785

Total Claimed UDBE Participation

\$ 320,114.672.39% %

Signature of Bidder

10/20/09 951/684-5360

Date (Area Code) Tel. No.

Chad Mathes, Vice President

Person to Contact (Please Type or Print)

Local Agency Bidder UDBE Commitment (Construction Contracts)
(Rev 6/26/09)

Distribution: (1) Original - Local agency files

Attachment "B"

EXHIBIT 15-G2 LOCAL AGENCY BIDDER DBE INFORMATION (CONSTRUCTION CONTRACTS)
(Inclusive of all DBEs including the UDBEs listed at bid proposal)

NOTE: PLEASE REFER TO INSTRUCTIONS ON THE REVERSE SIDE OF THIS FORM

AGENCY: COUNTY OF RIVERSIDE, CALIFORNIA LOCATION: INTERSTATE 10 AT PALM DRIVE / GENE AUTRY TRAIL

PROJECT DESCRIPTION: RECONSTRUCTION OF INTERCHANGE

TOTAL CONTRACT AMOUNT: \$ 16,950,868.00

BID DATE: ~~OCTOBER 7, 2009~~ October 14, 2009

BIDDER'S NAME: Skanska USA Civil West California District Inc.

CONTRACT ITEM NO.	ITEM OF WORK AND DESCRIPTION OR SERVICES TO BE SUBCONTRACTED OR MATERIALS TO BE PROVIDED	DBE Cert. No. AND EXPIRATION DATE	NAME OF DBEs (Must be certified on the date bids are opened - include DBE address and phone number)	DOLLAR AMOUNT DBE
I20 I20	Haul K Rail	36514	L. Riley Trucking	\$143,501.00
I47	Haul Base		23746 Liverwool Ln Harbor City, Ca 90710 (323) 353-9332	
I2	Sweeper Rental	20338	Nancies Sweeping	\$25,920.00
		562/789-7448	5747 Beverly Hills Dr. Whittier, CA 90601	
I51-I54	Asphalt Concrete Dike	219	A.C. Dike	\$14,036.25
			2788 Venture Drive Lincoln, CA 95648 (916) 652-0159	

For Local Agency to Complete:

Local Agency Contract Number: _____

Federal-aid Project Number: HPLUESPL-5956 (179)

Federal Share: _____

Contract Award Date: _____

Local Agency certifies that all DBE certification have been verified and
Information is complete and accurate.

Print Name _____ Signature _____ Date _____
Local Agency Representative

(Area Code) Telephone Number: _____

For Caltrans Review:

Print Name _____ Signature _____ Date _____
Caltrans District Local Assistance Engineer

Total Claimed DBE
Participation

\$ _____

_____ %

Continued


Signature of Bidder

10/20/09 (951) 684-5360

Date (Area Code) Tel. No.

Chad Mathes, Vice President

Person to Contact (Please Type or Print)

Local Agency Bidder DBE Information (Construction Contracts)
(Rev 6/26/09)

- Distribution:** (1) Copy – Fax or scan a copy to the Caltrans District Local Assistance Engineer (DLAE) within 15 days of contract execution. Failure to send a copy to the DLAE within 15 days of contract execution may result in de-obligation of funds for this project.
(2) Copy – Include in award package to Caltrans District Local Assistance
(3) Original – Local agency files

Attachment "B"

EXHIBIT 15-G2 LOCAL AGENCY BIDDER DBE INFORMATION (CONSTRUCTION CONTRACTS) (Inclusive of all DBEs including the UDBEs listed at bid proposal)

NOTE: PLEASE REFER TO INSTRUCTIONS ON THE REVERSE SIDE OF THIS FORM

AGENCY: COUNTY OF RIVERSIDE, CALIFORNIA LOCATION: INTERSTATE 10 AT PALM DRIVE / GENE AUTRY TRAIL
 PROJECT DESCRIPTION: RECONSTRUCTION OF INTERCHANGE
 TOTAL CONTRACT AMOUNT: \$ 16,950,868.00
 BID DATE: October 14, 2009 ~~OCTOBER 14, 2009~~
 BIDDER'S NAME: Skanska USA Civil West California District Inc.

CONTRACT ITEM NO.	ITEM OF WORK AND DESCRIPTION OR SERVICES TO BE SUBCONTRACTED OR MATERIALS TO BE PROVIDED	DBE Cert. No. AND EXPIRATION DATE	NAME OF DBEs (Must be certified on the date bids are opened - include DBE address and phone number)	DOLLAR AMOUNT DBE
I35	Cold Plane AC Removal	35088	Lindy's Cold Planing 541 W. Mountain View La Habra, CA 90631 (562) 697-2286	\$23,347.00
I2, I5, I6	Fiber Rolls, Cure	9048	JC Supply 1612 S. Cucamonga Ontario, CA 91761 (909) 373-1773	\$13,170.52 60% of \$21,950.12
I60-I62	Fabric, Misc Supplies			
I56	Epoxy Dowel Basket	9048	JC Supply Manufacturing 1612 S. Cucamonga Ontario, CA 91761 (909) 373-1773	\$37,790.63

For Local Agency to Complete:

Local Agency Contract Number: _____

Federal-aid Project Number: HPLUESPL-5956 (179)

Federal Share: _____

Contract Award Date: 28

Local Agency certifies that all DBE certification have been verified and
Information is complete and accurate.

Print Name _____ Signature _____ Date _____
Local Agency Representative

(Area Code) Telephone Number: _____

For Caltrans Review:

Print Name _____ Signature _____ Date _____
Caltrans District Local Assistance Engineer

Total Claimed DBE
Participation

\$ _____

_____ %

Continued

Signature of Bidder

10/20/09 951/684-5360

Date (Area Code) Tel. No.

Chad Mathes, Vice President

Person to Contact (Please Type or Print)

Local Agency Bidder DBE Information (Construction Contracts)
(Rev 6/26/09)

Distribution: (1) Copy - Fax or scan a copy to the Caltrans District Local Assistance Engineer (DLAE) within 15 days of contract execution.
Failure to send a copy to the DLAE within 15 days of contract execution may result in de-obligation of funds for this project.

- (2) Copy - Include in award package to Caltrans District Local Assistance
(3) Original - Local agency files

Attachment "B"

EXHIBIT 15-G2 LOCAL AGENCY BIDDER DBE INFORMATION (CONSTRUCTION CONTRACTS) (Inclusive of all DBEs including the UDBEs listed at bid proposal)

NOTE: PLEASE REFER TO INSTRUCTIONS ON THE REVERSE SIDE OF THIS FORM

AGENCY: COUNTY OF RIVERSIDE, CALIFORNIA LOCATION: INTERSTATE 10 AT PALM DRIVE / GENE AUTRY TRAIL

PROJECT DESCRIPTION: RECONSTRUCTION OF INTERCHANGE

TOTAL CONTRACT AMOUNT: \$ 16,950,868.00 (SCHEDULE "A" - \$13,409,581.80)

BID DATE: October 14, 2009 ~~OCTOBER 17, 2009~~

BIDDER'S NAME: Skanska USA Civil West California District Inc.

CONTRACT ITEM NO.	ITEM OF WORK AND DESCRIPTION OR SERVICES TO BE SUBCONTRACTED OR MATERIALS TO BE PROVIDED	DBE Cert. No. AND EXPIRATION DATE	NAME OF DBEs (Must be certified on the date bids are opened - include DBE address and phone number)	DOLLAR AMOUNT DBE
I80-I82	Pipe Materials	9076	Triumph Geo-Synthetics	\$62,349.27
I84			P.O. Box 5391	60% of \$103,915.45
I87-I89			Fullerton, Ca 92838	
			(714) 237-1550	

For Local Agency to Complete:

Local Agency Contract Number: A4-0740

Federal-aid Project Number: HPLUESPL-5956 (179)

Federal Share: _____

Contract Award Date: _____

Local Agency certifies that all DBE certification have been verified and Information is complete and accurate.

Stan A. Dery Stan A. Dery 10-27-09
Print Name Signature Date
Local Agency Representative

(Area Code) Telephone Number: (951) 955-6785

For Caltrans Review:

Print Name Signature Date
Caltrans District Local Assistance Engineer

Total Claimed DBE Participation

\$ 320,114.67

2.39 %

[Signature]
Signature of Bidder

10/20/09 951/684-5360
Date (Area Code) Tel. No.

Chad Mathes, Vice President

Person to Contact (Please Type or Print)

Local Agency Bidder DBE Information (Construction Contracts)
(Rev 6/26/09)

- Distribution:** (1) Copy - Fax or scan a copy to the Caltrans District Local Assistance Engineer (DLAE) within 15 days of contract execution. Failure to send a copy to the DLAE within 15 days of contract execution may result in de-obligation of funds for this project.
(2) Copy - Include in award package to Caltrans District Local Assistance
(3) Original - Local agency files

UDBE

[Back To Query Form](#)**Search Returned 1 Records**

Tue Oct 27 06:11:56 PST 2009

Query Criteria

Firm ID: 36514

Firm Type: DBE

Firm ID	36514
Firm/DBA Name	L. RILEY TRUCKING
Address Line1	23746 LIVEWOOD LANE
Address Line2	
City	HARBOR CITY
State	CA
Zip Code1	90710
Zip Code2	
Mailing Address Line1	
Mailing Address Line2	
Mailing City	
Mailing State	
Mailing Zip Code1	
Mailing Zip Code2	
Certification Type	DBE
EMAIL	l.rileytrucking@yahoo.com
Area Code	(323)
Phone Number	231-5083
Fax Area Code	(323)
Fax Phone Number	231-5083
Agency Name	CITY OF LOS ANGELES
Counties	01; 10; 19; 27; 30; 33; 36; 37; 40; 42; 56;
Districts	04; 05; 06; 07; 08; 11; 12;
DBE NAICS	484110; 484220;
ACDBE NAICS	
Work Codes	C9602 BOTTOM DUMP TRUCKING; C9774 TRUCKER;
Licenses	
Gender	M
Ethnicity	BLACK
Firm Type	DBE

[Back To Query Form](#)

[Back To Query Form](#)**Search Returned 1 Records**

Tue Oct 27 06:13:09 PST 2009

Query Criteria

Firm ID: 20338

Firm Type: DBE

Firm ID	20338
Firm/DBA Name	NANCIE'S SWEEPING, INC.
Address Line1	5747 BEVERLY HILLS DRIVE
Address Line2	
City	WHITTIER
State	CA
Zip Code1	90601
Zip Code2	
Mailing Address Line1	
Mailing Address Line2	
Mailing City	
Mailing State	
Mailing Zip Code1	
Mailing Zip Code2	
Certification Type	DBE
EMail	NancieSweeping@aol.com
Area Code	(562)
Phone Number	789-7448
Fax Area Code	(562)
Fax Phone Number	789-7450
Agency Name	DEPARTMENT OF TRANSPORTATION
Counties	00;
Districts	00;
DBE NAICS	561499; 812199;

ACDBE NAICS

Work Codes	I7290 MISC PERSONAL SERVICES; I7380 MISC BUSINESS SERVICES;
Licenses	
Gender	F
Ethnicity	CAUCASIAN
Firm Type	DBE

[Back To Query Form](#)

UDBE

[Back To Query Form](#)**Search Returned 1 Records**

Tue Oct 27 06:13:33 PST 2009

Query Criteria

Firm ID: 219

Firm Type: DBE

Firm ID	219
Firm/DBA Name	A C DIKE CO
Address Line1	2788 VENTURE DR.
Address Line2	
City	LINCOLN
State	CA
Zip Code1	95648
Zip Code2	
Mailing Address Line1	
Mailing Address Line2	
Mailing City	
Mailing State	
Mailing Zip Code1	
Mailing Zip Code2	
Certification Type	DBE
EMAIL	paul.acdike@hughes.net
Area Code	(916)
Phone Number	652-0159
Fax Area Code	(916)
Fax Phone Number	645-9618
Agency Name	DEPARTMENT OF TRANSPORTATION
Counties	00;
Districts	00;
DBE NAICS	237990; 238110; 238120; 238910;
ACDBE NAICS	
Work Codes	C1920 STRUCTURE EXCAVATION; C1930 STRUCTURE BACKFILL; C1940 DITCHES EXCAVATION; C2602 AGGREGATE BASE; C3901 ASPHALT CONCRETE; C3910 PAVING ASPHALT (ASPHALT CONCRETE); C3940 PLACE ASPHALT CONCRETE DIKE & MISC;
Licenses	A General Engineering Contractor;
Gender	F
Ethnicity	CAUCASIAN
Firm Type	DBE

[Back To Query Form](#)

UDBE

[Back To Query Form](#)**Search Returned 1 Records**

Tue Oct 27 06:13:56 PST 2009

Query Criteria

Firm ID: 35088

Firm Type: DBE

Firm ID	35088
Firm/DBA Name	LINDY'S COLD PLANING
Address Line1	625 S. MOUNTAIN VIEW
Address Line2	
City	LA HABRA
State	CA
Zip Code1	90631
Zip Code2	
Mailing Address Line1	
Mailing Address Line2	
Mailing City	
Mailing State	
Mailing Zip Code1	
Mailing Zip Code2	
Certification Type	DBE
Email	wegrindasphalt@aol.com
Area Code	(562)
Phone Number	697-2286
Fax Area Code	(562)
Fax Phone Number	697-2039
Agency Name	LOS ANGELES COUNTY METRO TRANSPORTATION AUTHORITY (MTA)
Counties	00;
Districts	00;
DBE NAICS	237310; 237990;

ACDBE NAICS

Work Codes	C8720 CIVIL ENGINEERING;
Licenses	A General Engineering Contractor;
Gender	F
Ethnicity	CAUCASIAN
Firm Type	DBE

[Back To Query Form](#)

UDBE

[Back To Query Form](#)**Search Returned 1 Records**

Tue Oct 27 06:16:34 PST 2009

Query Criteria

Firm ID: 34132

Firm Type: DBE

Firm ID	34132
Firm/DBA Name	JC SUPPLY & MANUFACTURING
Address Line1	1612 S. CUCAMONGA AVENUE,
Address Line2	
City	ONTARIO
State	CA
Zip Code1	91761
Zip Code2	
Mailing Address Line1	
Mailing Address Line2	
Mailing City	
Mailing State	
Mailing Zip Code1	
Mailing Zip Code2	
Certification Type	DBE
EMail	connie@jcsupply.us
Area Code	(909)
Phone Number	373-1773
Fax Area Code	(909)
Fax Phone Number	373-1785
Agency Name	CITY OF LOS ANGELES
Counties	00;
Districts	00;
DBE NAICS	332312;
ACDBE NAICS	
Work Codes	D3470 METAL SERVICES, NEC;
Licenses	
Gender	F
Ethnicity	CAUCASIAN
Firm Type	DBE

[Back To Query Form](#)

[Back To Query Form](#)**Search Returned 1 Records**

Tue Oct 27 06:18:49 PST 2009

Query Criteria

Firm ID: 9076

Firm Type: DBE

Firm ID	9076
Firm/DBA Name	TRIUMPH GEO-SYNTHETICS, INC.
Address Line1	1140 N. ARMANDO ST.
Address Line2	
City	ANAHEIM
State	CA
Zip Code1	92806
Zip Code2	
Mailing Address Line1	P.O. BOX 5391
Mailing Address Line2	
Mailing City	FULLERTON
Mailing State	CA
Mailing Zip Code1	92838
Mailing Zip Code2	
Certification Type	DBE
EMail	mccaa@triumphgeo.com
Area Code	(714)
Phone Number	237-1550
Fax Area Code	(714)
Fax Phone Number	237-1549
Agency Name	DEPARTMENT OF TRANSPORTATION
Counties	00;
Districts	00;
DBE NAICS	336999; 423390; 444190; 454390;

ACDBE NAICS	
-------------	--

Work Codes	C0698 BUILDING MATERIAL; F5088 TRANSPORTATION EQUIPMENT & SUPPLIES;
Licenses	
Gender	F
Ethnicity	CAUCASIAN
Firm Type	DBE

[Back To Query Form](#)

UDBE INFORMATION—GOOD FAITH EFFORTS, EXHIBIT 15-H

The County of Riverside established an Under-utilized Disadvantaged Business Enterprise (UDBE) goal of 2% for this project. The information provided herein shows that a good faith effort was made.

Lowest, second lowest and third lowest bidders shall submit the following information to document adequate good faith efforts. Bidders should submit the following information even if the "Local Agency Bidder - UDBE Commitment" form indicates that the bidder has met the UDBE goal. This will protect the bidder's eligibility for award of the contract if the administering agency determines that the bidder failed to meet the goal for various reasons, e.g., a UDBE firm was not certified at bid opening, or the bidder made a mathematical error.

Submittal of only the "Local Agency Bidder - UDBE Commitment" form may not provide sufficient documentation to demonstrate that adequate good faith efforts were made.

The following items are listed in the Section entitled "Submission of UDBE Commitment" of the Special Provisions:

- A. The names and dates of each publication in which a request for UDBE participation for this project was placed by the bidder (please attach copies of advertisements or proofs of publication):

<u>Publications</u>	<u>Dates of Advertisement</u>
Reed Construction Data	9/21/09 to 10/05/09
Small Business Exchange	9/17/09, 09/23/09, 09/24/09, 09/30/09
SBE Today	9/14/09 and 9/21/09
sbeinc.com	09/14/09 to 10/14/09

- B. The names and dates of written notices sent to certified UDBEs soliciting bids for this project and the dates and methods used for following up initial solicitations to determine with certainty whether the UDBEs were interested (please attach copies of solicitations, telephone records, fax confirmations, etc.):

<u>Names of UDBEs Solicited</u>	<u>Date of Initial Solicitation</u>	<u>Follow Up Methods and Dates</u>
Please see attached	09/29/09	By Fax
phone logs, fax logs	09/29/09	By Phone
copies of solicitations,		
ads, etc.	10/06/09	By Fax
	10/05/09	By Phone
	9/8/09 - 10/06/09	By Phone

- C. The items of work which the bidder made available to UDBE firms, including, where appropriate, any breaking down of the contract work items (including those items normally performed by the bidder with its own forces) into economically feasible units to facilitate UDBE participation. It is the bidder's responsibility to demonstrate that sufficient work to facilitate UDBE participation was made available to UDBE firms.

Items of Work	Bidder Normally Performs Item (Y/N)	Breakdown of Items	Amount (\$)	Percentage Of Contract
---------------	---	--------------------	----------------	------------------------------

Please see attached solicitations for this project. All items of work were made available to UDBEs.

- D. The names, addresses and phone numbers of rejected UDBE firms, the reasons for the bidder's rejection of the UDBEs, the firms selected for that work (please attach copies of quotes from the firms involved), and the price difference for each UDBE if the selected firm is not a UDBE:

Names, addresses and phone numbers of rejected UDBEs and the reasons for the bidder's rejection of the UDBEs:

Please See Attached Rejected UDBE List

Names, addresses and phone numbers of firms selected for the work above:

- E. Efforts made to assist interested UDBEs in obtaining bonding, lines of credit or insurance, and any technical assistance or information related to the plans, specifications and requirements for the work which was provided to UDBEs:

Information regarding access to the plans and specifications was provided in our solicitation letter. Our estimating staff is available to assist in bonding, lines of credit or insurance. No assistance was requested from UDBEs for this project.

- F. Efforts made to assist interested UDBEs in obtaining necessary equipment, supplies, materials, or related assistance or services, excluding supplies and equipment the UDBE subcontractor purchases or leases from the prime contractor or its affiliate:

Please see language in ads. Our estimating staff is available to assist with the necessary supplies, etc. No assistance was requested from UDBEs for this project.

- G. The names of agencies, organizations or groups contacted to provide assistance in contacting, recruiting and using UDBE firms (please attach copies of requests to agencies and any responses received, i.e., lists, Internet page download, etc.):

Name of Agency/Organization	Method/Date of Contact	Results
Please see attached 17 Solicitations	By Fax	10/06/09

- H. Any additional data to support a demonstration of good faith efforts (use additional sheets if necessary):
- Skanska participates in programs and public meetings supporting DBE programs. Skanska has a National Diversity Council Mission Statement. We have received DBE Participation/Outreach Awards throughout the nation.

UDBE REJECTION LIST

Item of Work	Name, Address, Phone Number of Rejected UDBE Firm	Reason for Rejection	Price Difference	Name, Address and Phone Number of Firm selected for this Item of Work
I 11 & R 5	KRC Safety Co., Inc 6084 West Hurley Ave Visalia, Ca 93291 (559)732-0393	Price to High	\$44,585	Toomey/American Barricade, Inc 2900 E 70 th Street Long Beach, Ca 90805 (562)272-6866
I 29, I 72, I 74, I 75, I 77, I 78 I 79, R 28	KRC Safety Co., Inc 6084 West Hurley Ave Visalia, Ca 93291 (559)732-0393	Price to High	\$15,868	J.P. Striping 650 East First Street Beaumont, Ca. (951)845-2799
I 80, I 81, I 82 I 83, I 84, I 87 I 88, I 89- Matls only	Sam's Equipment & Supplies PO Box 7797 Fresno, Ca. 93747 (559)252-0354	Price to High	\$319	Triumph Geo-Synthetics, Inc PO Box 5391 Fullerton, Ca. 92838 (888)775-7545
I 40, R 11 Furnish only	Cecia Contracting Company, Inc. 702 West Colton Ave- Suite D Redlands, Ca. 92374 (909)792-4360	Price to High	\$69,888	Used own source and Trucking
I 49, I 50-55 R 12 Furnish Asphalt Oil	E.M. Oil Transport, Inc. 1145 S Taylor Ave Montebello, Ca. 90640 (323)722-9088	Price to High	\$186,112	Used own source and Trucking

UDBE REJECTION LIST

Attachment "A"
Local Agency Bidder DBE information

Bidder information shall be furnished, using this form, for each supplier, trucking firm and sub-contract bid / proposal that the apparent low bidder received pertaining to the referenced project, whether or not the bidding supplier, trucking firm or sub-contractor was awarded work by the apparent low bidder, and whether or not the bid / proposal was solicited by the apparent low bidder. This information shall be submitted by the apparent low bidder as an attachment to the completed "Local Agency Bidder DBE information" form. Use additional sheets if necessary.

BIDS RECEIVED BY APPARENT LOW BIDDER

[illegible]

(a) Required for each Federal-aid contract; in conformance with 49 CFR 26, in establishing annual DBE goals. Indicate approximate amount: (1) if under \$1 Million (2) if between \$1 Million and \$5 Million (3) if greater than \$5 Million.

Contract No.:

A4-0740 & B9-0995

SUBCONTRACTORS

Items of work offered	Name/Address/Phone No of Selected Firm	UDBE or DBE or No Status	Name/Address/Phone No of Rejected Firm	UDBE or DBE or No Status	Certified Yes or No	Last Years Gross Receipts	Age of Firm Years
AC DIKE	AC DIKE CO 2788 Venture Dr, Lincoln, CA	UDBE	Only Bid Received				
AC PAVING	USED OWN FORCES	NON	CALMEX ENGINEERING PO Box 2425 Riverside, Ca (909)546-1311	NON	No	(3)	10
BORING	Ayala Boring 10150 Poplar Ave, Fontana, Ca (909)360-8940	NON	Golden State Boring 2028 Cedar St, Ontario, Ca (909)930-5811	NON	No	(3)	15
BRIDGE BARRIER	Used Own Forces	NON	ACL 4030 E Grand Ave, Pomona, Ca (909)629-8189	NON	No	(3)	10
CONST AREA SIGNS	Toomey Industries-American Barricade 2900 E 70th Street Long Beach, Ca (562)272-8866	NON	Statewide Safety & Sign 522 Lindon Lane, Nipomo, Ca (805)929-5070 KRC Safety Co., Inc. 6084 W Hurley Ave, Visalia, Ca (559)732-0393	NON	No	(3)	15
DEMO BRIDGE & MISC	Penhall Company 5775 Eastgate Dr, San Diego, Ca (858)550-1111	NON	West Coast Demolition Const 1384 Hundley St, Anaheim, Ca (714)237-1940	NON	No	(3)	15
DRIVEN PILES	West Coast Welding, Inc 818 Grayson Rd., Pleasant Hill, Ca (925)934-5728	NON	Foundation Pile, Inc PO Box 1167, Fontana, Ca (909)350-1584	NON	No	(3)	20
EROSION CONTROL	Hydro Sprout 460-A Corporate Dr, Escondido, Ca. (760)432-8233	SMBE	PRG PO Box 77038, Corona, Ca (951)940-8069	NON	No	(3)	15
ELECTRICAL	Steiny & Co 12907 E Garvey, Baldwin Park, Ca (626)338-9923	NON	Lincoln Pacific 4501 Littlejohn St, Baldwin Park, Ca (626)960-7738 Highlight PO Box 7339, Riverside, Ca (951)352-9646 MSL Electric, Inc 4580 E Eisenhower Cr, Anaheim, Ca (714)693-4837 Moore Electric 463 N Smith Ave, Corona, Ca (951)371-4202 Select Electric, Inc 1425 Presioca St, Spring Vly, Ca (619)460-6060	NON	No	(3)	20
FENCE	DC Hubbs 37306 Vista View Dr., Yucaipa, Ca (909)790-2215	NON	Area West Fence Co. 12566 Vigilante Rd, Lakeside, Ca (888)568-8919 Ace Fence Company 727 N Glendora Ave, La Puente, Ca (626)333-0727	NON	No	(3)	15

SUBCONTRACTORS

Items of work	Name/Address/Phone No of Selected Firm	UDBE or non-UDBE	Name/Address/Phone No of Rejected Firm	UDBE or DBE or No Status	Certified Yes or No	Last Years Gross Receipts	Age of Firm Years
			Alcorn Fence Company 6445 Pedley Rd, Riverside, Ca (951)685-5871	NON	No	(3)	35
GRIND/COLD PLANE AC	Lindy's Cold Planing 625 W Mountain View, La Habra, Ca (562)697-2286	UDBE	Pavement Recycling Systems 10240 San Seavine Wy, Mira Loma, Ca (951)682-1091	NON	No	(3)	15
HAUL BASE & K-RAIL	L Riley Trucking and Dispatch 23746 Livewood Ln, Harbor City, Ca (323)353-9332	UDBE	Boone Trucking PO Box 1029 Chino, Ca. (909)983-2384	NON	No	(3)	35
JOINT SEAL	Penhall Company 5775 Eastgate Dr, San Diego, Ca (858)550-1111	NON	Goss Construction 739 E San Bernardino Rd, Covina, Ca (626)915-8577	NON	No	(3)	35
MBGR	DC Hubbs 37306 Vista View Dr., Yucaipa, Ca (909)790-2215	NON UDBE	Alcorn Fence Company 6445 Pedley Rd, Riverside, Ca (951)685-5871	NON	No	(3)	35
			Ace Fence Company 727 N Glendora Ave, La Puente, Ca (626)333-0727	NON	No	(3)	15
			Area West Fence Co. 12566 Vigilante Rd, Lakeside, Ca (888)568-8919	NON	No	(3)	15
MINOR CONC(MINOR STRUCT	USED OWN FORCES	NON	O'Duffy Construction 24034 Gunther Rd, Romoland, Ca (951)928-0992	NON	No	(3)	10
			Robert B Longway, Inc 2131 S Grove Ave, Ontario, CA	NON	No	(2)	35
PAINTING/STAINING	Visual Pollution Technologies, Inc PO Box 12833 Scottsdale, Ar (480)657-9183	NON	Customrock Contracting, Inc 2020 W 7th St, St Paul, MN (651)699-1830	NON	No	(3)	10
PC/PS GIRDERS	Pomeroy PO Box 2020, Perris, Ca (951)657-6093	NON	Structure Cast 8261 MCCutchen Rd, Bakersfield, Ca (661)833-4490	NON	No	(3)	10
			Con-Fab California Corporation 1910 E Lathrop Rd, Lathrop, Ca (209)249-4700	NON	No	(3)	15
			Coreslab Structures (L.A) Inc. 150 W Placentia Ave, Perris, Ca (951)943-9119	NON	No	(3)	15
POLYESTER CONCRETE	Penhall Company 5775 Eastgate Dr, San Diego, Ca (858)550-1111	NON	Goss Construction 739 E San Bernardino Rd, Covina, Ca (626)915-8577	NON	No	(2)	35
			Truesdell Corporation of California 1310 W 23rd St, Tempe, AR (602)437-1711	NON	No	(3)	20
REBAR	CMC Rebar 215 York Place, Claremont, Ca (909)625-4721	NON	United Steel Placers 11112 Elm Ave, Rancho Cucamonga, Ca (909)980-4442	NON	No	(3)	15

SUBCONTRACTORS

Items of work	Name/Address/Phone No of Selected Firm	UDBE or non-UDBE	Name/Address/Phone No of Rejected Firm	UDBE or DBE or No Status	Certified Yes or No	Last Years Gross Receipts	Age of Firm Years
ROADSIDE SIGNS	J P Striping 650 E First St, Beaumont, Ca (951)845-2799	NON	KRC Safety Co., Inc. 6084 W Hurley Ave, Visalia, Ca (559)732-0393 Statewide Safety & Sign 522 Lindon Lane, Nipomo, Ca (805)929-5070	UDBE	Yes	(2)	10
GREEN SAW/SAW SEAL PCC	Penhall Company 5775 Eastgate Dr, San Diego, Ca (858)550-1111	NON	Goss Construction 739 E San Bernardino Rd, Covina, Ca (626)915-8577	NON	No	(2)	35
SLOPE PAVING	Valley Concrete 12308 Van Nuys Blvd, Sylmar, Ca (818)890-1196	NON	Southwest V Ditch, Inc. 3625 Placentia Ln, Riverside, CA (951)781-4303	UDBE	Yes	(2)	10
SIGN STRUCTURES	Coral Construction Co. PO Box 347, Wilsonville, OR (503)682-2252	NON	Only Bid Received				
PRESTRESSING	Dywidag Systems International 2154 South St, Long Beach, Ca (562)531-6161	NON	Avar Construction Systems, Inc 47375 Fremont Blvd, Fremont, Ca (510)354-2000	NON	No	(3)	25
Striping	Cal-Stripe 375 South G St, San Bernardino, Ca (909)884-7106	NON	Sudhakar Company, Int 1450 Fitzgerald Ave, Rialto, Ca (909)879-2933 J P Striping 650 E First St, Beaumont, Ca (951)845-2799 Chrisp Company 2280 S Lilac Ave, Rialto, Ca (909)746-0356 C-18, Inc. 202 W Thrid St Beaumont, Ca (909)845-3099	NON	No	(3)	25
			NON	No	(2)	10	
			NON	No	(3)	15	
			NON	No	(2)	10	

Items of work	Name/Address/Phone No of Selected Firm	UDBE or non-UDBE	Name/Address/Phone No of Rejected Firm	UDBE or DBE or No Status	Certified Yes or No	Last Years Gross Receipts	Age of Firm Years
BEARING PADS	Scougal Rubber Corporation 6239 Carson Ave S, Seattle, WA (206)763-2650	NON	Seismic Energy Products, L.P. 518 Progress Way, Athens, TX (903)675-8571	NON	No	(2)	10
FORMLINER	Hub Construction Specialties 379 S "I" St, San Bernardino, CA (909)889-0161	NON	Custom Rock Formliner 1434 Turquoise Dr, Carlsbad, CA (760)602-9200	NON	No	(2)	10
HDPE PIPE	Triumph Geo-Synthetics, Inc. PO Box 5391, Fullerton, Ca. (888)775-7545	UDBE	Contech Construction Products, Inc 751 S Wier Canyon Rd, Anaheim, CA (714)281-7883 Pacific Corrugated Pipe Co. 13680 Slover Ave, Fontana, CA (951)675-6161 Sam's Equipment & Supplies PO Box 7797, Fresno, CA (559)252-0354 Western Water Works Supply Company 5831 Pine Ave., Chino Hills, CA (909)597-7000	NON	No	(3)	25
IMPORTED BORROW	Used own Source & Forces	NON	Cecia Contracting Company, Inc 702 W Colton Ave Suite D, Redlands, CA (909)798-6209 Rubalcava Trucking, Inc. PO Box 726, Chino, CA (909)605-1650 Contera Construction Corporation 28545 Old Town Front St, Temecula, CA (951)695-2800 Windrow Earth Transport 1432 Santa Ana Ave, Fontana, CA (909)355-5531	UDBE	Yes	(2)	10
			Southern California Metals 9900 Bell Ranch Dr, Santa Fe Springs, CA (562)941-1616	NON	No	(3)	10
			Only Bid Received				
			HD Supply Waterworks, LTD. 82314 Market Street, Indio, CA (760)347-0811 Logans Marketing 121 Broadway Ave, Suite 220, San Diego, CA Superior Ready Mix Concrete 1508 W Mission Rd, Escondido, CA (760)745-0556	NON	No	(3)	25
Misc Metals	Ulmer Industries, Inc. 15243 Valley Blvd, Fontana, CA (909)823-7111	NON		NON	No	(3)	10
PCC Paving Reinforcement	JC Supply 1612 S Cucamonga Ave, Ontario, CA (909)373-1773	UDBE					
Reinforced Concrete Pipe	Hanson Pipe & Precast 5125 Ontario Mills Parkway, Ontario, CA (909)980-2293	NON		NON	No	(3)	25
Ready Mix Concrete	Robertson's 200 S Main St Suite 200, Corona, CA (800)834-7557	NON		DBE	Yes	(3)	10
				NON	No	(3)	25

SUPPLIERS

Items of work	Name/Address/Phone No of Selected Firm	UDBE or non-UDBE	Name/Address/Phone No of Rejected Firm	UDBE or DBE or No Status	Certified Yes or No	Last Years Gross Receipts	Age of Firm Years
Shoring Beams	Sky Line Steel 2893 Sunrise Blvd Suite 105 Rancho Cordova, Ca (916)463-0105	NON	Only Bid Received				
Welded Steel Pipe	R.B. Jacobson, Inc PO Box 5839, Blue Jay, CA (909)337-3261	NON	Only Bid Received				
Furnish & Transport Oil	Used Own Forces	NON	E.M. Oil Transport	UDBE	Yes	(2)	10

Attendance Roster

Project: State Highway 10 at Palm Drive/Gene Autry Trail Project
Interchange Reconstruction Project, from 0.9 Km East of Ramon Wash to 0.6 Km West of Salvia Wash
Project Number: A4-0740, HPLULN - 5956 (179)

Project: Gene Autry Trail Widening from UPRR to Salvia Road
Project Number: B9-0995, RPMSTPL - 5282 (018)

Date: Wednesday, September 23, 2009
Time: 2:15 PM

Type of Meeting: Pre-Bid Meeting

UDBE Contract Goal: 2%

	NAME	COMPANY/AFFILIATION	PHONE	E-MAIL
1	JOE RICHARDSON	GRANITE CONSTRUCTION	(760) 775 - 7500	joe.richardson@gcinc.com
2	KELSEY VASBINDER	Granite Construction	(760) 775 - 7500	kelsey.vasbinder@gcinc.com
3	Math Adams	Granite Construction	(760) 775 - 7500	matthew.adams@gcinc.com
4	RANDY DEWEY	Granite Const	(") " - "	randall.dewey@gcinc.com
5	LOBLAN OHRIEN	LOS ANGELES ENL.	(626) 454 - 5882	logan@lcnb.net
6	SCOTT WALKER	WEC Engineering	(949) 580 - 3838	ScottW@WECorp.com
7	Kurt Pegg.	"	(951) 205 - 8186	kurt.p@wecorp.com
8	BRIAN TIM	RIVERSIDE CONST. CO.	(951) 682 - 8308	estimating@rvcconstruct.com
9	Al Anteaq	SKANSKA	(051) 694 - 5360	al.arteag@skanska.com
10	CLIFFORD DANIEL	SALFORD SEATH INFRASTRUCTURE	(951) 770 - 7020	CONVULSIE BRIEFERSTRUCTUREINC.COM
11	Bill Douglas	MEM CONST	(916) 225 - 0370	WDOU4645@ATT.NET
12	Bret Rowan	MEM Const.	(916) 414 - 7280	browan@memconstructioninc.com

	NAME	COMPANY/AFFILIATION	PHONE	EMAIL
13	John Kim	Cal-Pac Engineering	(213) 249-1084	John.K@calpacec.com
14	Tim Pae	Cal-Pac Engineering	(714) 449-9404	tim.p@calpacec.com
15	Gary Wintergerst	Parsons Brinckerhoff	(909) 888-1106	wintergerst@pbworld.com
16	Saleem Baig	RCTD	(951) 955-1682	sbaig@rctlma.org
17	STAN DERVY	RCTD	(951) 955-6785	SDERVY@RCTLMA.ORG
18	Douglas Berg	RCTD	(951) 955-1682	DBerg@rctlma.org
19	DOUG DAWSON	ORTIZ ENT.	(949) 753-1414	ddawson@ortizent.com
20	Cindi Wachli	RCTD	(951) 955-1803	cwachli@rctlma.org
21			() -	
22			() -	
23			() -	
24			() -	
25			() -	
26			() -	
27			() -	
28			() -	
29			() -	
30			() -	
31			() -	
32			() -	

Riverside County Transportation Department

Summary of Bids

PROJECT: I-10/Palm Drive/ Gene Autry Trail
Interchange Improvements and Gene Autry
Trail Widening Project

PROJECT NO. A4-0740/ HPLUESPL-5956(179)
& B9-0995/RPMSPTL-5282(018)

Advertised: September 1, 2009 (Agenda Item: 3.129)

Bids Open: 2 pm Date: Wednesday, October 14, 2009

	Company Name	Schedule 1 I-10/Palm Drive/ Gene Autry Trail Interchange	Schedule 2 Gene Autry Trail widening	Total
	COUNTY'S ESTIMATE	25,826,247.30	5,067,597.50	\$30,893,844.80
1	SKANSKA USA CIVIL WEST	13,409,581.80	3,541,286.20	\$16,950,868.00
2	RIVERSIDE CONSTRUCTION COMPANY, INC.	14,568,131.00	3,339,860.30	\$17,907,991.30
3	ORTIZ ENTERPRISES INCORPORATED	14,706,121.30	3,468,355.50	\$18,174,476.80
4	GRANITE CONSTRUCTION COMPANY	15,076,420.00	3,401,161.00	\$18,477,581.00
5	MCM CONSTRUCTION, INC.	15,892,538.60	3,118,917.20	\$19,011,455.80
6	BEADOR CONSTRUCTION COMPANY, INC.	15,993,746.00	3,290,000.00	\$19,283,746.00
7	SEMA CONSTRUCTION, INC.	15,984,392.60	3,351,519.60	\$19,335,912.20
8	BALFOUR BEATTY INFRASTRUCTURE, INC.	16,746,567.60	3,911,398.05	\$20,657,965.65
9	LOS ANGELES ENGINEERING, INC.	16,393,878.00	4,293,390.50	\$20,687,268.50
	Average Bid Prices	\$15,419,041.88	\$3,523,987.59	\$18,943,029.47