

**SUBMITTAL TO THE BOARD OF SUPERVISORS  
COUNTY OF RIVERSIDE, STATE OF CALIFORNIA**

648A




**FROM:** TLMA - Transportation Department

**SUBMITTAL DATE:**  
August 4, 2011

**SUBJECT:** Gavilan Road Reconstruction, and Gavilan Road, Lake Mathews Drive, and Santa Rosa Mine Road Guardrail construction Safety Projects. All in the Lake Mathews area.

**RECOMMENDED MOTION:** That the Board of Supervisors:

1. Approve the plans and specifications for Gavilan Road Reconstruction, Gavilan Road, Lake Mathews Drive, and Santa Rosa Mine Road Guardrail construction Safety Projects, all in the Lake Mathews Area of Riverside County.
2. Authorize the Clerk to advertise for bids to be received in the office of the Director of Transportation up to the hour of 2:00 pm, Wednesday, September 07, 2011, at which time bids will be opened.

  
\_\_\_\_\_  
Juan C. Perez  
Director of Transportation


JCP:jrj:rr  
(Continued On Attached Page)

<b>FINANCIAL DATA</b>	Current F.Y. Total Cost:	\$ 1,335,000	In Current Year Budget:	Yes
	Current F.Y. Net County Cost:	\$ 0	Budget Adjustment:	No
	Annual Net County Cost:	\$ 0	For Fiscal Year:	2011/2012

<b>SOURCE OF FUNDS:</b> Prop 1B (State Bond Funds-Local Roads) (84%) Measure A/Western (12%), Developer Contributions (4%) There are no General Funds used in this project.	Positions To Be Deleted Per A-30	<input type="checkbox"/>
	Requires 4/5 Vote	<input type="checkbox"/>

**C.E.O. RECOMMENDATION:**

APPROVE

BY:   
Tina Grande

County Executive Office Signature

FORM APPROVED COUNTY COUNSEL  
BY:  MARSHAL L. VICTOR  
DATE: 8/2/11


Departmental Concurrence

Dept't Recomm.:  Policy  
Per Exec. Ofc.:  Policy  
Consent:   
Consent:

**MINUTES OF THE BOARD OF SUPERVISORS**

On motion of Supervisor Buster, seconded by Supervisor Stone and duly carried by unanimous vote, IT WAS ORDERED that the above matter is approved as recommended.

Ayes: Buster, Tavaglione, Stone, Benoit and Ashley  
Nays: None  
Absent: None  
Date: August 16, 2011  
xc: Transp., COB

Kecia Harper-Ihem  
Clerk of the Board  
By:   
Deputy

Prev. Agn. Ref. | District: 1 | Agenda Number:

ATTACHMENTS FILED  
WITH THE CLERK OF THE BOARD

3.88

The Honorable Board of Supervisors

RE: Gavilan Road Reconstruction, and Gavilan Road, Lake Mathews Drive, and Santa Rosa Mine Road Guardrail construction Safety Projects. All in the Lake Mathews area.

August 4, 2011

Page 2 of 2

**BACKGROUND:** The Transportation Improvement Program provides for the reconstruction of Gavilan Road from Multiview Drive to Hidalgo Drive, approximately 1.3 miles, and the construction of guard rail at three separate locations. 1) Gavilan Road south of Elderidge Drive, 2) Lake Mathews Drive, Capello Drive to Malta Place on northerly side, and 3) Santa Rosa Mine Road, at the transition to Gavilan Road, south of Lake Mathews Drive.

The reconstruction of Gavilan Road will consist of pulverizing the existing pavement, and placement of 0.45 feet of new asphalt concrete. From Chico Drive to Pinon Drive, sub drains and permeable base will be added to reduce pavement damage from the high water table. Concrete curb & gutter (8") will be constructed to keep the new pavement from deteriorating from water flows on the west side of Gavilan Road from Hidalgo Drive to Pinon Drive and will include concrete cross-gutters at Hidalgo Drive, Chico Drive, Esperanza Drive, Bonita Drive, Aragon Drive, Alameda Drive, Palomas Drive, Cajon Drive and Pinon Drive where these streets intersect Gavilan Road within public road right-of-way. Short segments of concrete curb & gutter will be constructed on each of the above streets to matchup to the existing curb & gutters. Work includes reconstruction of existing driveways, replacing existing AC berm, grading shoulders, reconstruct overside drains, centerline indentions (rumble strip) and new striping.

The guardrail segments on Gavilan Road, Santa Rosa Mine Road and Lake Mathews Drive and centerline rumble strip are being constructed to improve safety for motorists.

The submitted plans and specifications have been approved as to form by County Counsel.

Environmental clearance is complete.

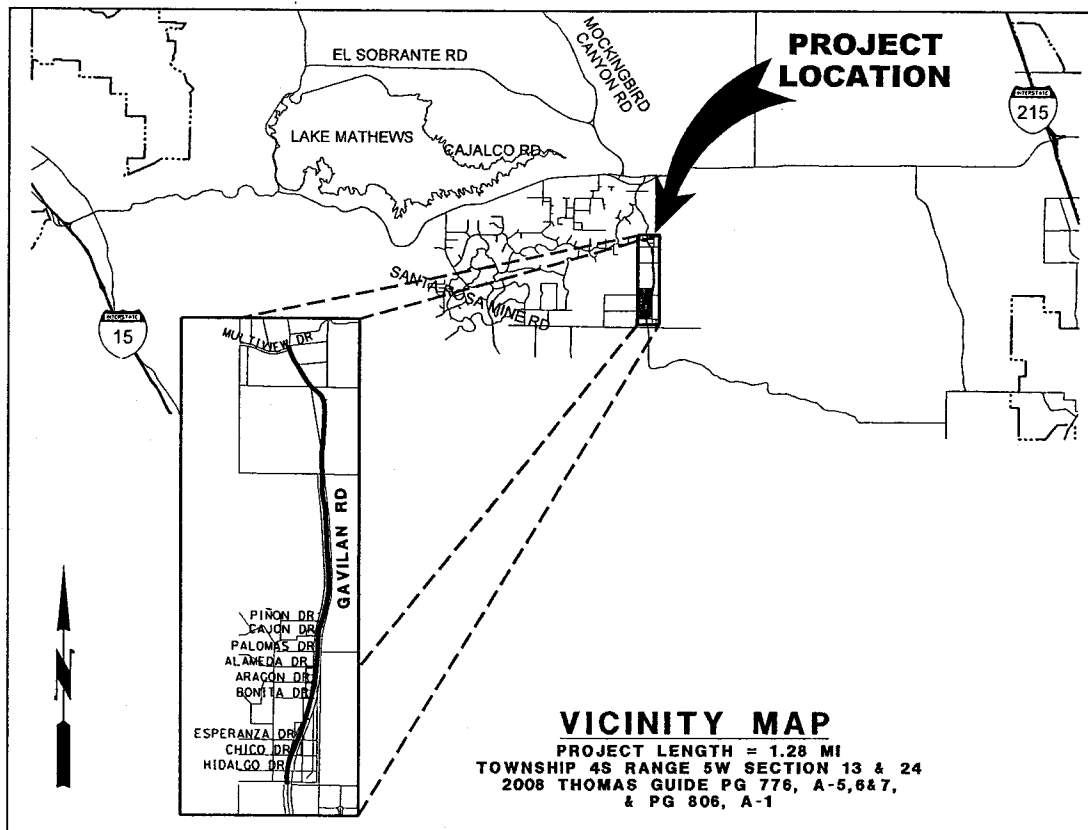
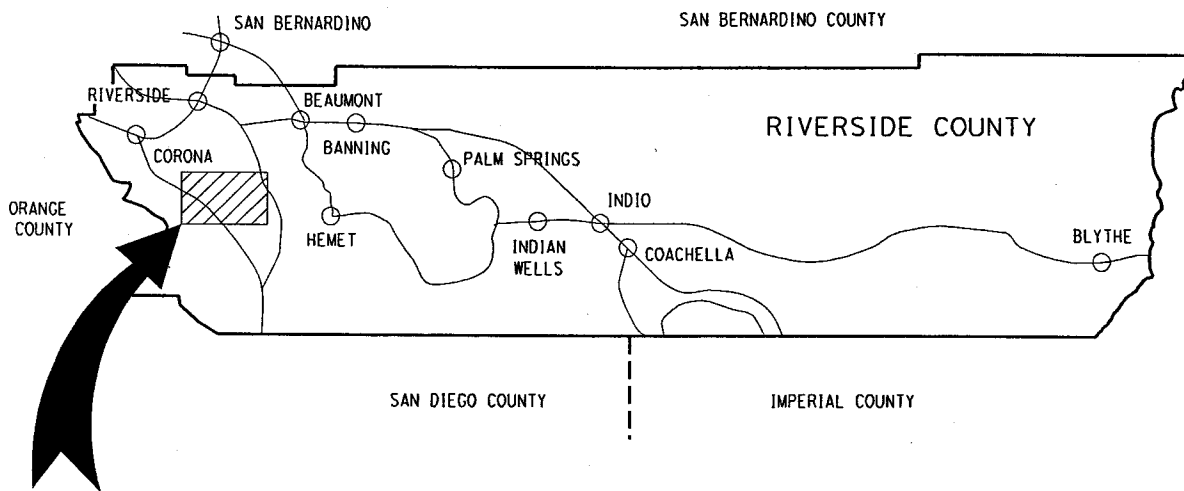
Project No. B8-0668, C0-0510, and B5-0671

COUNTY OF RIVERSIDE  
DEPARTMENT OF TRANSPORTATION

GAVILAN RD

ROAD REHABILITATION PROJECT

MULTIVIEW RD TO S'LY 1.28 MILES



# **SPECIFICATIONS and CONTRACT DOCUMENTS**

**for the**

## **CONSTRUCTION**

**of**


**ROAD REHABILITATION AND SAFETY PROJECTS**

**GAVILAN ROAD RESURFACING – MULTIVIEW ROAD TO HIDALGO ROAD**

**PROJECT No. B8-0668**

**GAVILAN ROAD STRIPING – CAJALCO ROAD TO LAKE MATHEWS DRIVE  
GAVILAN ROAD, SANTA ROSA MINE ROAD & LAKE MATHEWS DRIVE  
GUARDRAIL PROJECTS**

**PROJECT No. C0-0510 & B5-0671**



# **TRANSPORTATION DEPARTMENT**

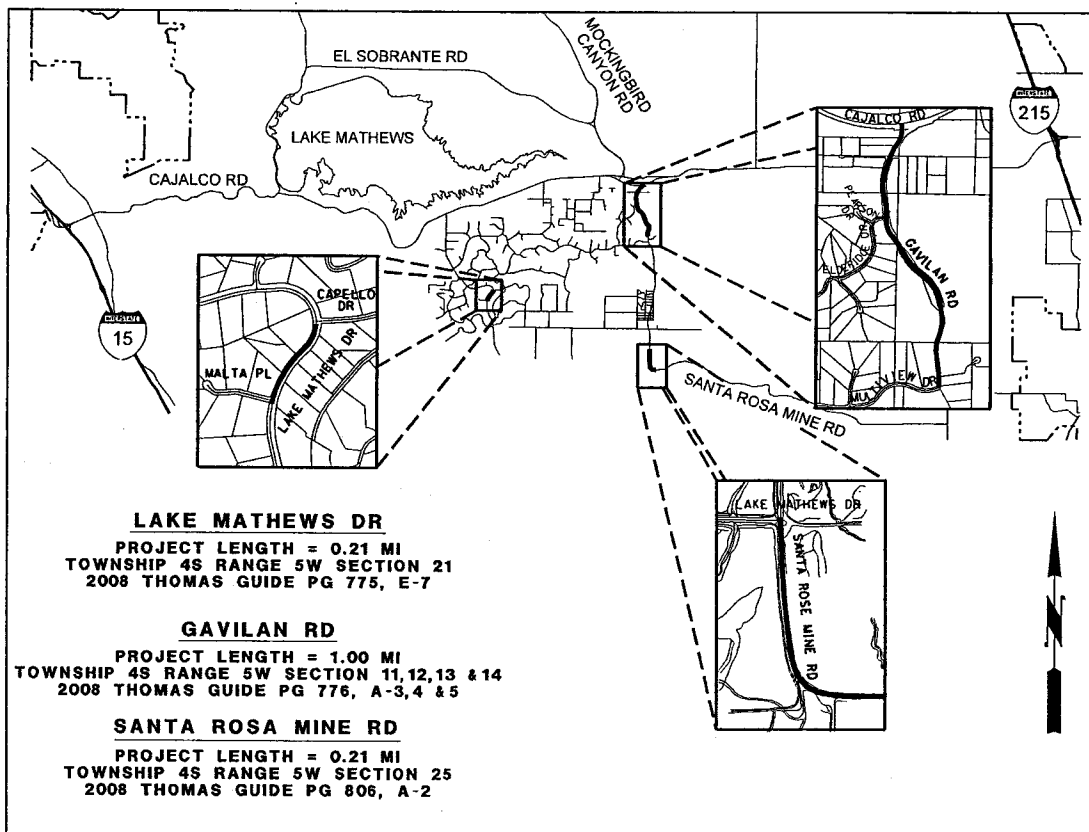
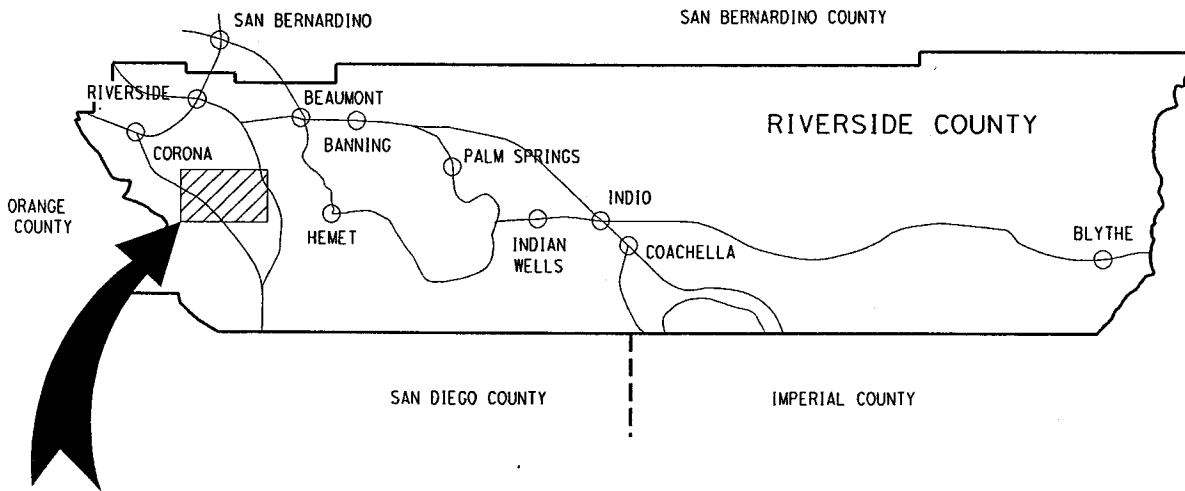
FORM APPROVED COUNTY COUNSEL

BY *M. Victor* DATE 8/2/11  
MARSHAL VICTOR

8/16/2011 3.88

**COUNTY OF RIVERSIDE**  
**DEPARTMENT OF TRANSPORTATION**

**LAKE MATHEWS DR, GAVILAN RD  
AND SANTA ROSA MINE RD**  
**METAL BEAM GUARD RAIL PROJECT**



**ROAD REHABILITATION AND SAFETY PROJECTS**

**GAVILAN ROAD RESURFACING – MULTIVIEW ROAD TO HIDALGO ROAD**

**PROJECT No. B8-0668**

**GAVILAN ROAD STRIPING – CAJALCO ROAD TO LAKE MATHEWS DRIVE  
GAVILAN ROAD, SANTA ROSA MINE ROAD & LAKE MATHEWS DRIVE  
GUARDRAIL PROJECTS**

**PROJECT No. C0-0510 & B5-0671**

**SPECIFICATIONS AND CONTRACT DOCUMENTS**

for the construction of

**ROAD REHABILITATION AND SAFETY PROJECTS**

**GAVILAN ROAD RESURFACING – MULTIVIEW ROAD TO HIDALGO ROAD**

**PROJECT No. B8-0668**

**GAVILAN ROAD STRIPING – CAJALCO ROAD TO LAKE MATHEWS DRIVE**

**GAVILAN ROAD, SANTA ROSA MINE ROAD & LAKE MATHEWS DRIVE**

**GUARDRAIL PROJECTS**

**PROJECT No. C0-0510 & B5-0671**

**Contract Approvals:**

Approved by:




Khalid Nasim,  
Engineering Division Manager

7/25/11


Date

**Engineering Certification:**

These specifications, special provisions, and estimates have been prepared by or under the direction of the following Registered Civil Engineer:



Michael O. Muetting, P.E.  
County Project Manager



7-25-11

Date

## TABLE OF CONTENTS

	<u>PAGE</u>
Notice Inviting Bids	
Instruction to Bidders.....	A1-A7
Contractor's Proposal.....	B1-B5
Non-Collusion Affidavit.....	B6-B8
Bid Bond.....	B9
Agreement.....	C1-C3
Performance Bond.....	C4
Payment Bond.....	C5
General Conditions.....	1-21
Definitions.....	1
Standard Specifications.....	1
Director of Transportation.....	2
Site Inspection.....	3
Protection of Premises.....	4
Change Orders.....	5
Substitution of Equals.....	6
Final Inspection - Notice of Completion.....	7
Termination of Contracts.....	7
Payments and Monthly Estimates.....	8
Force Account Payment.....	9
Final Payment.....	10
Damages.....	10
Documents of Contractor.....	11
Responsibility of Contractor in Emergency.....	11
Labor Code.....	11
Obstructions.....	12
Insurance - Hold Harmless.....	12
Equal Employment Opportunity.....	15
Deposit of Securities.....	16
Assignment of Claims.....	17
Claims Resolution.....	17
Dust Abatement.....	18
AQMD Recommendations.....	22-47
Special Provisions.....	48-86
Reference Drawings, Standards	



## Table of Contents

SPECIAL PROVISIONS.....	48
DESCRIPTION: .....	48
SPECIFICATIONS:.....	48
RECORD DRAWINGS:.....	49
DISPOSAL OF EXCESS EXCAVATION OR MATERIALS:.....	49
LIQUIDATED DAMAGES: .....	50
COOPERATION: .....	50
CONSTRUCTION PROJECT FUNDING IDENTIFICATION SIGNS: .....	50
ITEMS OF WORK: .....	51
ORDER OF WORK:.....	51
TRAFFIC CONTROL SYSTEM/ PUBLIC CONVENIENCE/ PUBLIC SAFETY: .....	52
PORTABLE CHANGEABLE MESSAGE SIGNS: .....	54
CLEARING AND GRUBBING:.....	54
DEVELOP WATER SUPPLY: .....	56
FINISHING ROADWAY:.....	56
WATER POLLUTION CONTROL (SANTA ANA – less than 1 acre):.....	56
GRINDING ASPHALT CONCRETE IN PLACE:.....	61
ROADWAY EXCAVATION: .....	62
PREPARING EXISTING ROADBED FOR RESURFACING:.....	63
AGGREGATE BASE:.....	64
ASPHALT TREATED PERMEABLE BASE: .....	64
COMPENSATION ADJUSTMENTS FOR PRICE INDEX FLUCTUATIONS:.....	65
HOT MIX ASPHALT: .....	66
PLACE ASPHALT CONCRETE – MISCELLANEOUS AREAS: .....	74
ASPHALT CONCRETE DIKE AND OVERSIDE DRAIN:.....	74
3” PLASTIC PIPE - EDGE DRAIN & CROSSING DRAIN:.....	75
3” PLASTIC PIPE - EDGE DRAIN OUTLET: .....	75
SHOULDER BACKING:.....	75
RUMBLE STRIP:.....	76
PAINT TRAFFIC STRIPE:.....	77
PAVEMENT MARKERS: .....	77
DELINEATORS, GUARD RAILING DELINEATORS, AND OBJECT MARKERS:.....	78
THERMOPLASTIC TRAFFIC STRIPE AND PAVEMENT MARKING:.....	78
MINOR CONCRETE- CURB AND GUTTER, CROSS-GUTTER, SPANDREL, DRIVEWAY:.....	79
METAL BEAM GUARD RAILING: .....	80
RELOCATE MAILBOX:.....	82
STREET NAME SIGNS, STOP SIGNS: .....	83
OBSTRUCTIONS: .....	83
Adjustments to Grade for Obstructions .....	85

**NOTICE INVITING BIDS**

County of Riverside, herein called Owner, invites sealed proposals for:

**ROAD REHABILITATION AND SAFETY PROJECTS**

**GAVILAN ROAD RESURFACING PROJECT  
PROJECT NO. B8-0668**

**AND**

**GAVILAN ROAD, SANTA ROSA MINE ROAD & LAKE MATHEWS DRIVE  
GUARDRAIL PROJECTS  
PROJECT NO. C0-0510, B5-0671**

Proposal shall be delivered to the Riverside County Transportation Department, 14<sup>th</sup> Street Annex, 3525 14<sup>th</sup> Street, Riverside, California 92501, telephone (951) 955-6780 not later than 2:00 p.m., on Wednesday, September 07, 2011, to be promptly opened in public at said address. Each proposal shall be in accordance with plans, specifications, and other contract documents, dated July 2011, and prepared by County of Riverside, whose address is same as the above, from whom they may be obtained upon deposit of \$35 per set, plus mailing. No refund. Prospective bidders may preview the plans, specifications and other contract documents, at no charge prior to purchase, at the above noted location.

The Contractor is required to have a Class "A" license or "C-12" at the time of bid submission.

Dated: August 16, 2011

Kecia Harper-Ihem, Clerk of the Board

By: \_\_\_\_\_  
Deputy

## INSTRUCTIONS TO BIDDERS

1. **Form of Proposal.** The proposal must be made on the form of Contractor's Proposal which is included in the Contract Documents and must be completely filled in, dated and signed. If provision is made for alternates, they must all be bid, unless otherwise provided in the Special Provisions.
2. **Bid Bond.** The proposal must be accompanied by a 10% Bid Bond, using the form provided in the Contract Documents, or by a certified or cashier's check payable to the order of County in an amount not less than 10% of the amount bid, inclusive of alternates.
3. **Submission of Proposal.** A proposal must be submitted in a sealed opaque envelope which clearly identifies the bidder and the project. Bids must be received by the time and at the place set forth in the Notice Inviting Bids and may be withdrawn only as stated in the proposal. **Bids shall be completed in ink.**
4. **Contract Documents.** The complete Contract Documents are identified in the Agreement. Potential bidders are cautioned that the successful bidder incurs duties and obligations under all of the Contract Documents and that they should not merely examine the Plans and Specifications in making their bid.
5. **License.** To be considered for award of the contract, a potential bidder must have the kind of license required under provisions of the California Business and Professions Code for the work covered in this proposal. This includes joint ventures.

Each item of work will be performed by a Contractor which is qualified and properly licensed for that work.

Pursuant to California Labor Code Section 3099, certification is required for all persons who perform work as electricians for Contractors licensed as Class C-10 Electrical Contractors. Proof of certification shall be provided to the County before the start of construction.

6. **Quantities.** The amount of work to be done or materials to be furnished under the Contract as shown in the Contractor's Proposal are but estimates and are not to be taken as an expressed or an implied statement that the actual amount of work or materials will correspond to the estimate.

County reserves the right to increase or decrease or to entirely eliminate certain items from the work or materials to be furnished if such action is found to be desirable or expedient.

Contractor is cautioned against the unbalancing of his bid by prorating his overhead only into one or two items when there are a number of items listed in the schedule.

7. **Interpretation of Documents.** Discrepancies, omissions, ambiguities, requirements likely to cause disputes between trades and similar matter shall be promptly brought to the attention of the County of Riverside in writing. When appropriate, Addenda will be issued by County.

If the Bidder requires clarification or interpretation of the Bidding Documents, the Bidder shall make a written request to the County by a Request for Information (RFI). All requests for information must be submitted, in writing, between the hours of 8:00 AM and 5:00 PM on any day, Monday through Thursday (except holidays), up to, including and no later than the fifth (5<sup>th</sup>) day prior to Bid Closing Deadline, by hand delivery, mail, fax or electronic mail. The County of Riverside will not respond to Requests for Information submitted after that time, unless the County determines, at its sole discretion, which it is in the best interest of the public and the County to do so. Requests for Information should be addressed to County of Riverside, Transportation Department, Attn: Joel Jimenez; 3525 14<sup>th</sup> Street, Riverside, CA 92501, facsimile (951) 955-3164, electronic mail: [jrjimenez@rctlma.org](mailto:jrjimenez@rctlma.org)

No communication by anyone as to such matters except by an Addendum affects the meaning or requirements of the Contract Documents.

8. **ADDENDA.** County reserves the right to issue Addenda to the Contract Documents at any time prior to the time set to open bids. Each potential bidder shall leave with the County Transportation Department his name and address for the purpose of receiving Addenda to be mailed or delivered to such names at such addresses. **To be considered, a Contractor's Proposal must list and take into account all issued Addenda.**
9. **Inspection of Site.** Bidders must examine the site and acquaint themselves with all conditions affecting the work. By making his bid a bidder warrants that he has made such site examination as he deems necessary as to the condition of the site, its accessibility for materials, workmen and utilities and ability to protect existing surface and subsurface improvements. No claim for allowances - time or money - will be allowed as to such matters.

10. **Bonds.** The County requires a 100% Payment Bond and 100% Performance Bond from the successful bidder. All Bonds must be on County's forms contained in the Contract Documents.

The bonds must be underwritten by a Surety Company, which is admitted to transact the business of insurance in the State of California, and which carries a rating in the current issue of Best's Insurance Guide of "A" or better with a financial size of at least "VIII". The bond forms included in the project documents shall be used. All signatures on the bonds shall be notarized. Bonds shall be provided with an executed Power of Attorney issued by the surety.

11. **Bids.** Bids are required for the entire work, including all alternate bid schedules, if applicable, unless otherwise explicitly allowed in the bid documents. The amount of the bid for comparison purposes will be the total of all items. The total of unit basis items will be determined by extension of the item price bid on the basis of the estimated quantity set forth for the item.

The bidder shall set forth for each item of work in clearly legible figures, an item price and a total for the item in the respective spaces provided for this purpose. In the case of unit basis items, the amount set forth under the "Total" column shall be the extension of the item price bid on the basis of the estimated quantity for the item.

In case of discrepancy between the item price and the total set forth for the item, the item price shall prevail, provided, however, if the amount set forth as an item price is ambiguous, unintelligible or uncertain for any cause, or is omitted, or in the case of unit basis items, is the same amount as the entry in the "Total" column, then the amount set forth in the "Total" column for the item shall prevail in accordance with the following:

- a. As to lump sum items, the amount set forth in the "Total" column shall be the item price.
- b. As to unit basis items, the amount set forth in the "Total" column shall be divided by the estimated quantity for the item and the price thus obtained shall be the item price.

The bidder is advised that the items of work may be grouped into bid schedules, and that certain bid items may be listed in more than one bid schedule, and with different bid item numbers, and the following shall apply thereto:

The bidder is directed to submit the same bid amount for all contract bid items that are listed with the same item code and item description. Said bid items are referred to herein as "Like Bid Items".

“Like Bid Items” shall be considered a single bid item for purposes of calculating increased and decreased quantities, and as otherwise applicable in Section 4-1.03, “Changes” of the Standard Specifications.

The following are not subject to this bidding requirement:

1. Bid items with the same item code but different item descriptions.
2. Bid items that are measured as “lump sum” or “force account”.
3. Alternate bid schedules.

In the event that a bidder submits different unit bid amounts for “Like Bid Items”, as described above, the bid will be corrected by applying the lowest of the unit bid amounts to all the respective “Like Bid Items”.

No bidder may withdraw his bid for a period of ninety (90) days after the bid opening.

12. **Award of Contract.** The County reserves the right to reject all bids received. Acceptance by the governing body of the County by resolution or minute order at a meeting regularly called and held of a Contractor's Proposal constitutes an award of the contract and the execution of the Agreement is a written memorial thereof.

The County of Riverside will submit the contract documents to the low responsive and responsible bidder for execution prior to award utilizing the following procedures and requirements:

- a. A bidder whose proposal is accepted shall execute the formal construction agreement with the County of Riverside, similar to the form attached hereto as a sample, and shall return said agreement, together with approved performance and payment bonds and with complete evidence of insurance as required elsewhere herein, including executed additional insured endorsements and waivers of subrogation, within ten (10) working days from the date of the Notice of Acceptance of Proposal and Intent to Award as issued by the Transportation Department. All submittals shall meet the requirements of the bid documents. Corrections, if required, shall be made and the revised documents shall be resubmitted within two (2) working days of Contractor's receipt of review comments.
- b. The contract bonds and insurance documentation shall be submitted in accordance with the contract requirements prior to submission to the County of Riverside Board of Supervisors for award by the Transportation Department, and prior to the performance of any work under the contract.

- c. If a Bidder to whom a Notice of Acceptance of Proposal and Intent to Award has been issued, fails or refuses to sign a construction agreement, or to furnish the bonds or insurance certificates and endorsements as required within the prescribed period of time as described above, the County of Riverside may, at its sole discretion, rescind the Notice of Acceptance, and the bid guarantee submitted by that Contractor shall become the property of the County of Riverside as prescribed in the bid documents and as allowed by law.
  - d. If it is in the best interest of the County of Riverside, the County reserves the right to award the contract prior to execution by the Contractor. Thereafter, County shall mail or deliver to the lowest responsible bidder the agreement for Contractor's execution and return.
- 13. **Return of Guarantee.** Bid bonds will not be returned unless specifically requested by the bidder. Any submitted negotiable securities of unsuccessful bidders will be returned by mail within 30 days of the award of a contract to the successful bidder. Any submitted negotiable security of the successful bidder will be returned by mail within 30 days of receipt by the County of executed contract, certificate of insurance, performance bond and payment Bond.
- 14. **Subletting and Subcontracting.** Bidders are required pursuant to the Subletting and Subcontracting Fair Practices Act (commencing with Section 4100 of the Public Contracts Code) to list in their proposal the name and location of place of business of each subcontractor who will perform work or labor or render services in or about the construction of the work or improvement or a subcontractor who specifically fabricates and installs a portion of the work or improvement according to detailed drawings contained in the Plans and Specifications in excess of 1/2 of 1% of this prime Contractor's total bid. Failure to list a subcontractor for a portion of the work means that the prime Contractor will do that portion of the work. It is the County's intent for the Subletting and Subcontracting Fair Practice Act to apply to all phases of the work.
- 15. **Qualifications of Bidders.** No award will be made to any bidder who cannot give satisfactory assurance to the Board of Supervisors as to his own ability to carry out the contract, both from his financial standing and by reason of his previous experience as a Contractor on work of the nature contemplated in the contract. The bidder may be required to submit his record of work of similar nature to that proposed under these specifications, and unfamiliarity with the type of work may be sufficient cause for rejection of bid.
- 16. **Contract Participation.** Riverside County's M/W/DVBE Contract Participation Program affirms the utilization and participation of qualified minority, women and disabled veteran firms in its contracting and procurement activities. The County

encourages general and prime Contractors to afford competitive subcontracting opportunities to minority, women and disabled veteran firms where possible, in their contracting and procurement activities with the County of Riverside.

17. **Hours of Work.** Attention is directed to Section 8-1.06, "Time of Completion" and Section 7-1.01A (1), "Hours of Labor" of the Standard Specifications.

Daily working hours shall be between the hours of 7:00 a.m. and 6:00 p.m., Monday through Friday, except legal holidays, as approved by the Engineer. Exceptions and specific work schedules shall be submitted to the Engineer for consideration.

18. **Labor Code.** Pursuant to the Labor Code, the governing board of the Owner has obtained from the Director of the Department of Industrial Relations, State of California, his determinations of general prevailing rates of per diem wages applicable to the work, and for holiday, and overtime work, including employer payments for health and welfare, pensions, vacation and similar purpose, as set forth on schedule which is on file at the principal office of the Owner, and which will be made available to any interested person upon request.

19. **Alternate Bid Schedules.** If the Proposal includes bid items listed under a Base Bid Schedule and one or more Alternate Bid Schedules, the following shall apply: The County may award only the items of work listed on the Base Bid Schedule, or may choose to award some or all of the Alternate Bid Schedules in addition to the Base Bid Schedule. Unless otherwise specified, the basis of the selection of the lowest bid shall be the lowest responsive and responsible bid for the sum of all Bid Schedules.

If the Proposal includes bid items listed under two or more Alternate Bid Schedules with no Base Bid Schedule, the following shall apply: This project contains Alternate Bid Schedules that may or may not be mutually exclusive, as described elsewhere in the bid documents. The County may award the items of work listed on one or more of the Alternate Bid Schedules. In the case of mutually exclusive Alternate Bid Schedules, only one of the Alternate Bid Schedules will be selected for award. Unless otherwise specified, the basis of the selection of the lowest bid shall be the lowest responsive and responsible bid for the sum of all Bid Schedules.

The County also reserves the right to reject all bids received.

20. **Dust Abatement.** Attention is directed to Section 23, "Dust Abatement" with regard to the dust abatement provisions of the contract.



21. **Submission of Insurance Certificate.** Within ten (10) working days of the date of the Notice of Acceptance of Proposal and Intent to Award issued by the County of Riverside, the successful Contractor shall submit a certificate of insurance, including required endorsements, which provides evidence that the bidding Contractor has insurance coverage that meets the requirements of Section 18 of the General Conditions. Failure to have complete insurance coverage in place and to provide all required certificates and endorsements within the specified ten (10) working days period will be grounds for declaring the bidder to not be in compliance with the bid documents, rescinding the Notice of Acceptance, making a claim against the bid bond, and awarding to the second low bidder, at the sole discretion of the County.

## CONTRACTOR'S PROPOSAL

TO: COUNTY OF RIVERSIDE

DATE: \_\_\_\_\_

hereafter called "County":

BIDDER: \_\_\_\_\_

(hereafter called "Contractor")

THE UNDERSIGNED, Contractor, having carefully examined the site and the Contract Documents for the construction of ROAD REHABILITATION AND SAFETY PROJECTS, GAVILAN ROAD RESURFACING – MULTIVIEW ROAD TO HIDALGO ROAD, PROJECT No. B8-0668, GAVILAN ROAD STRIPING – CAJALCO ROAD TO LAKE MATHEWS DRIVE GAVILAN ROAD, SANTA ROSA MINE ROAD & LAKE MATHEWS DRIVE GUARDRAIL PROJECTS, PROJECT No. C0-0510 & B5-0671 hereby proposes to construct the work in accordance with the Contract Documents, including Addenda Nos. \_\_\_\_\_ for the amount stated in this Proposal.

By submitting this Proposal, Contractor agrees with County:

1. That unless withdrawn in person by Contractor or some person authorized in writing by Contractor not by telephone or telegram before the time specified in the Notice Inviting Bids for the public opening of bids, this Proposal constitutes an irrevocable offer for 90 calendar days after that date.
2. County has the right to reject any or all Proposals and to waive any irregularities or informalities contained in a Proposal.
3. To execute the Agreement and deliver the Faithful Performance Bond, Payment Bond and Insurance Certificate with endorsements, which comply with the requirements set forth in the Instructions to Bidders and General Conditions, within ten (10) working days of the date of the Notice of Acceptance of Proposal and Intent to Award as issued by the County of Riverside.
4. That the contract shall be awarded upon a resolution or minute order to that effect duly adopted by the governing body of County; and that execution of the Contract Documents shall constitute a written memorial thereof.
5. To submit to County such information as County may require to determine whether a particular Proposal is the lowest responsible bid submitted.

6. That the accompanying certified or cashier's check or Bid Bond is in an amount not less than 10% of the total bid submitted and constitutes a guarantee that if awarded the contract, Contractor will execute the Agreement and deliver the required bonds within ten (10) days after notice of award. If Contractor fails to execute and deliver said documents, the check or bond is to be charged with the costs of the resultant damages to County, including but not limited to publication costs, the difference in money between the amount bid and the amount in excess of the bid which it costs County to do or cause to be done the work involved, lease and rental costs, additional salaries and overhead, increased interest and costs of funding the project, attorney expense, additional engineering and architectural expense and cost of maintaining or constructing alternate facilities occasioned by the failure to execute and deliver said documents.
7. By signing this proposal the Contractor certifies that the representations made therein are made under penalty of perjury.

**GAVILAN ROAD RESURFACING – MULTIVIEW ROAD TO HIDALGO ROAD  
PROJECT No. B8-0668**

**PROPOSAL**

**SCHEDULE A (GAVILAN ROAD RESURFACING):**

ITEM No.	ITEM CODE	ITEM	UNIT	ESTIMATED QUANTITY	ITEM PRICE (IN FIGURES)	TOTAL (IN FIGURES)
1	066102	DUST ABATEMENT	LS	1		
2	074020	WATER POLLUTION CONTROL	LS	1		
3	170101	DEVELOP WATER SUPPLY	LS	1		
4	120100	TRAFFIC CONTROL SYSTEM	LS	1		
5	160101	CLEARING AND GRUBBING	LS	1		
6	220101	FINISHING ROADWAY	LS	1		
7	190101	ROADWAY EXCAVATION	CY	1,000		
8	011505	GRINDING ASPHALT CONCRETE IN PLACE	SQYD	22,000		
9	290201	ASPHALT TREATED PERMEABLE BASE	CY	700		
10	390130	HOT MIX ASPHALT	TON	6,500		
11	394002	PLACE ASPHALT CONCRETE (MISCELLANEOUS AREA)	TON	700		
12	394048	PLACE ASPHALT CONCRETE DIKE (TYPE E)	LF	11,500		
13	013902	ASPHALT CONCRETE OVERSIDE DRAIN (CRS 306)	EA	10		
14	190185	SHOULDER BACKING	LF	14,000		
15	681103	3" PLASTIC PIPE (EDGE DRAIN)	LF	5,000		
16	681107	3" PLASTIC PIPE (EDGE DRAIN OUTLET)	EA	10		
17	017305	MINOR CONCRETE (CURB AND GUTTER) (CRS 201)	LF	2,000		
18	017307	MINOR CONCRETE (TYPE "C" CURB) (CRS 202)	LF	500		
19	017317	MINOR CONCRETE (CROSS-GUTTER AND SPANDREL)	SQFT	7,500		
20	731516	MINOR CONCRETE (DRIVEWAY)	SQFT	1,000		
21	394050	RUMBLE STRIP	LF	4,000		
22	820151	OBJECT MARKER (TYPE L-1)	EA	10		
23	840515	THERMOPLASTIC PAVEMENT MARKING	SQFT	200		
24	840656	PAINT TRAFFIC STRIPE (2-COAT)	LF	2,800		
25	850102	PAVEMENT MARKER (REFLECTIVE)	EA	600		
26	3	CONSTRUCTION FUNDING SIGN	EA	2		
27	15601	STREET NAME SIGN (CRS 816)	EA	10		

PROJECT

SUB-TOTAL: \_\_\_\_\_ \$ \_\_\_\_\_

ITEMS 1-27

"WORDS"

**\*NOTE: See Instructions to Bidders item 11 (Page A3 and A4). "Like Bid Item" requirement does not apply to this project.**

**GAVILAN ROAD STRIPING – CAJALCO ROAD TO LAKE MATHEWS DRIVE  
GAVILAN ROAD, SANTA ROSA MINE ROAD & LAKE MATHEWS DRIVE GUARDRAIL PROJECTS**

**PROJECT No. C0-0510 & B5-0671**

**PROPOSAL**

**SCHEDULE B (GAVILAN ROAD, SANTA ROSA MINE ROAD, AND LAKE MATHEWS DRIVE GUARDRAIL):**

ITEM No.	ITEM CODE	ITEM	UNIT	ESTIMATED QUANTITY	ITEM PRICE (IN FIGURES)	TOTAL (IN FIGURES)
28	066102	DUST ABATEMENT	LS	1		
29	074020	WATER POLLUTION CONTROL	LS	1		
30	170101	DEVELOP WATER SUPPLY	LS	1		
31	120100	TRAFFIC CONTROL SYSTEM	LS	1		
32	160101	CLEARING AND GRUBBING	LS	1		
33	190101	ROADWAY EXCAVATION	CY	300		
34	152370	RELOCATE MAILBOX	EA	1		
35	260201	CLASS 2 AGGREGATE BASE	CY	130		
36	390130	HOT MIX ASPHALT	TON	200		
37	013904	PLACE ASPHALT CONCRETE DIKE (CRS 212) (8")	LF	140		
38	394049	PLACE ASPHALT CONCRETE DIKE (TYPE F)	LF	1,600		
39	013902	ASPHALT CONCRETE OVERSIDE DRAIN (CRS 306)	EA	1		
40	190185	SHOULDER BACKING	LF	1,700		
41	832012	METAL BEAM GUARD RAILING (7' WOOD POST)	LF	1,440		
42	832002	METAL BEAM GUARD RAILING (STEEL POST)	LF	390		
43	839568	TERMINAL ANCHOR ASSEMBLY (TYPE SFT)	EA	1		
44	839539	TERMINAL SYSTEM (TYPE SKT)	EA	1		
45	839565	TERMINAL SYSTEM (TYPE SRT)	EA	6		
46	820118	GUARD RAILING DELINEATOR	EA	90		
47	394050	RUMBLE STRIP	LF	3,400		
48	840515	THERMOPLASTIC PAVEMENT MARKING	SQFT	200		
49	840504	4" THERMOPLASTIC TRAFFIC STRIPE	LF	10,000		
50	840656	PAINT TRAFFIC STRIPE (2-COAT)	LF	7,800		
51	850102	PAVEMENT MARKER (REFLECTIVE)	EA	900		
52	820107	DELINEATOR (CLASS 1)	EA	40		

PROJECT  
SUB-TOTAL: \_\_\_\_\_ \$ \_\_\_\_\_  
ITEMS 28-52 "WORDS"

PROJECT TOTAL \_\_\_\_\_ \$ \_\_\_\_\_  
ITEMS 1-52 "WORDS"

**\*NOTE: See Instructions to Bidders item 11 (Page A3 and A4). "Like Bid Item" requirement does not apply to this project.**

**BIDDER DATA:**

Name of Bidder \_\_\_\_\_

Type of Organization \_\_\_\_\_

Person(s) Authorized to Sign for Bidder \_\_\_\_\_

Address \_\_\_\_\_

Phone \_\_\_\_\_

Contractor's License Type & Number \_\_\_\_\_

Expiration Date \_\_\_\_\_

8. **DESIGNATION OF SUBCONTRACTORS:** Contractor submits the following complete list of each subcontractor who will perform work or labor or render service in or about the construction in an amount in excess of 1/2 of 1% of the total bid.

<u>ITEM</u>	<u>SUBCONTRACTOR</u>	<u>ADDRESS</u>	<u>LICENSE NO.</u>
-------------	----------------------	----------------	--------------------

**Percent of work to be performed by sub-contractors: \_\_\_%**  
**(Note: 50% of the work required to be performed by general contractor)**

IN WITNESS WHEREOF Contractor executed this Proposal as of the date set forth on Page 1 of this proposal.

\_\_\_\_\_  
\_\_\_\_\_  
TITLE \_\_\_\_\_  
"Contractor"

AFFIDAVIT FOR INDIVIDUAL CONTRACTORS

\_\_\_\_\_ declares as follows:

That he or she is the party making the foregoing proposal or bid; that the bid is not made in the interest of, or on behalf of, any undisclosed person, partnership, company, association, organization, or corporation; that the bid is genuine and not collusive or sham; that the bidder has not directly or indirectly induced or solicited any other bidder to put in a false or sham bid, and has not directly or indirectly colluded, conspired, connived, or agreed with any bidder or anyone else to put in a sham bid, or that anyone shall refrain from bidding; that the bidder has not in any manner, directly or indirectly, sought by agreement, communication, or conference with anyone to fix the bid price of the bidder or any other bidder, or to fix any overhead, profit, or cost element of the bid price, or of that of any other bidder, or to secure any advantage against the County of Riverside or anyone interested in the proposed contract; that all statements contained in the bid are true; and, further, that the bidder has not, directly or indirectly, submitted his or her bid price or any breakdown thereof, or the contents thereof, or divulged information or data relative thereto, or paid, and will not pay, any fee to any corporation, partnership, company association, organization, bid depository, or to any member or agent thereof to effectuate a collusive or sham bid.

I declare, under penalty of perjury, that the foregoing is true and correct.

Dated this \_\_\_\_\_ (day) of \_\_\_\_\_ (month),  
\_\_\_\_\_ (year) at \_\_\_\_\_, California

Signature of affiant: \_\_\_\_\_

Note: Notarization of signature required

AFFIDAVIT FOR JOINT VENTURE OR COPARTNERSHIP CONTRACTOR

\_\_\_\_\_ Declares as follows:

That he or she is a member of the joint venture or copartnership firm designated as \_\_\_\_\_ which is the party making the foregoing proposal or bid; that the bid is not made in the interest of, or on behalf of, any undisclosed person, partnership, company, association, organization, or corporation; that the bid is genuine and not collusive or sham; that the bidder has not directly or indirectly induced or solicited any other bidder to put in a false or sham bid, and has not directly or indirectly colluded, conspired, connived, or agreed with any bidder or anyone else to put in a sham bid, or that anyone shall refrain from bidding; that the bidder has not in any manner, directly or indirectly, sought by agreement, communication, or conference with anyone to fix the bid price of the bidder or any other bidder, or to fix any overhead, profit, or cost element of the bid price, or of that of any other bidder, or to secure any advantage against the County of Riverside or anyone interested in the proposed contract; that all statements contained in the bid are true; and, further, that the bidder has not, directly or indirectly, submitted his or her bid price or any breakdown thereof, or the contents thereof, or divulged information or data relative thereto, or paid, and will not pay, any fee to any corporation, partnership, company association, organization, bid depository or to any member or agent thereof to effectuate a collusive or sham bid.

That he has been and is duly vested with authority to make and sign instruments for the joint venture or copartnership by \_\_\_\_\_ who constitute the other members of the joint venture or copartnership.

I declare, under penalty of perjury, that the foregoing is true and correct.

Dated this \_\_\_\_\_ (day) of \_\_\_\_\_ (month),  
\_\_\_\_\_ (year)  
at \_\_\_\_\_, California

Signature of affiant: \_\_\_\_\_

Note: Notarization of signature required



AFFIDAVIT FOR CORPORATE CONTRACTOR

\_\_\_\_\_ declares as follows:

That he or she is \_\_\_\_\_ of a corporation which is the party making the foregoing proposal or bid; that the bid is not made in the interest of, or on behalf of, any undisclosed person, partnership, company, association, organization, or corporation; that the bid is genuine and not collusive or sham; that the bidder has not directly or indirectly induced or solicited any other bidder to put in a false or sham bid, and has not directly or indirectly colluded, conspired, connived, or agreed with any bidder or anyone else to put in a sham bid, or that anyone shall refrain from bidding; that the bidder has not in any manner, directly or indirectly, sought by agreement, communication, or conference with anyone to fix the bid price of the bidder or any other bidder, or to fix any overhead, profit, or cost element of the bid price, or of that of any other bidder, or to secure any advantage against the County of Riverside or anyone interested in the proposed contract; that all statements contained in the bid are true; and, further, that the bidder has not, directly or indirectly, submitted his or her bid price or any breakdown thereof, or the contents thereof, or divulged information or data relative thereto, or paid, and will not pay, any fee to any corporation, partnership, company, association, organization, bid depository, or to any member or agent thereof to effectuate a collusive or sham bid.

I declare, under penalty of perjury, that the foregoing is true and correct.

Dated this \_\_\_\_\_ (day) of \_\_\_\_\_ (month),  
\_\_\_\_\_ (year)  
at \_\_\_\_\_, California

Signature of affiant: \_\_\_\_\_

Note: Notarization of signature required

**BID BOND**

**Recitals:**

1. \_\_\_\_\_ "Contractor", has submitted his Contractor's Proposal to County of Riverside, "County", for the construction of public work for \_\_\_\_\_ in accordance with a Notice Inviting Bids of County dated \_\_\_\_\_.
2. \_\_\_\_\_ a \_\_\_\_\_ corporation, hereafter called "Surety", is the surety of this Bond.

**Agreement:**

We, Contractor as principal and Surety as surety, jointly and severally agree and state as follows:

1. The amount of the obligation of this bond is 10% of the amount of the Contractor's Proposal, including bid alternates, and inures to the benefit of County.
2. This Bond is exonerated by (1) County rejecting said Proposal or, in the alternate, (2) if said Proposal is accepted, Contractor executes the Agreement and furnishes the Bonds as agreed to in its Proposal, otherwise it remains in full force and effect for the recovery of loss, damage and expense of County resulting from failure of Contractor to act as agreed to in its Proposal. Some types of possible loss, damage and expense are specified in the Contractor's Proposal.
3. Surety, for value received, stipulates and agrees that its obligations hereunder shall in no way be impaired or affected by any extension of time within which County may accept the Proposal and waives notice of any such extension.
4. This Bond is binding on our heirs, executors, administrators, successors and assigns.

Dated: \_\_\_\_\_

\_\_\_\_\_  
 By \_\_\_\_\_  
 Title: Attorney in Fact  
 "Surety"

\_\_\_\_\_  
 By \_\_\_\_\_  
 Title: \_\_\_\_\_  
 "Contractor"

STATE OF CALIFORNIA }  
 COUNTY OF \_\_\_\_\_ } ss. SURETY'S ACKNOWLEDGEMENT

On \_\_\_\_\_ before me, \_\_\_\_\_ personally appeared, \_\_\_\_\_ known to me, or proved to me on the basis of satisfactory evidence, to be the person whose name is subscribed to the within instrument and acknowledged to me that he/she executed the same in his/her authorized capacities, and that by his/her signature on the instrument the person, or the entity upon behalf of which the person acted, executed the instrument.

WITNESS my hand and official seal.

\_\_\_\_\_  
Signature of Notary Public

Notary Public (Seal)

**Note: All signatures must be notarized**

**AGREEMENT**

THIS AGREEMENT is entered into at Riverside, California as of the date set forth below is between County of Riverside hereafter called "County" and \_\_\_\_\_ hereafter called "Contractor".

W I T N E S S E T H

RECITALS:

1. Contractor has submitted to County his Contractor's Proposal for the construction of County Project, \_\_\_\_\_  
in strict accordance with the Contract Documents identified below and County has accepted said Proposal.
2. Contractor states that he has reexamined his Contractor's Proposal and found it to be correct, has ascertained that his subcontractors are properly licensed and possess the requisite skill and forces, has reexamined the site and Contract Documents and is of the opinion that he can presently do the work in accordance with the Contract Documents for the money set forth in his Proposal to be paid as provided in the Contract Documents.

AGREEMENT:

IT IS AGREED BY THE PARTIES AS FOLLOWS:

1. Contract Documents. The entire contract consists of the following: (a) The Agreement. (b) The Notice Inviting Bids. (c) The Instruction to Bidders. (d) The Contractor's Proposal. (e) The Bid Bond. (f) The Payment Bond. (g) The Performance Bond. (h) The General Conditions. (i) The Special Provisions. (j) The Standard Specifications of the State of California Department of Transportation edition of May 2006 as modified in other portions of the Contract Documents. (k) The Standard Plans of the Department of Transportation identified on the plans or in the Special Provisions. (l) The Plans. (m) Addenda No. \_\_\_\_\_. (n) The Determination of Prevailing Wage Rates for Public Work. (o) Any Change Orders issued. (p) Any additional or supplemental specifications, notice, instructions and drawings issued in accordance with the provisions of the Contract Documents. All of said Documents presently in existence are by this reference incorporated herein with like effect as if here set forth in full and upon the proper issuance of other documents they shall likewise be deemed incorporated. The Bid Bond is exonerated upon execution of this Agreement and the Payment Bond and Faithful Performance Bond.
2. The Work. Contractor shall do all things necessary to construct the work generally described in Recital No. 1 in accordance with the Contract Documents.

3. Liquidated Damages and Time of Completion. Attention is directed to the provisions in Section 8-1.06, "Time of Completion", and in Section 8-1.07, "Liquidated Damages", of the Standard Specifications and these Special Provisions.

The Contractor shall begin work within 15 days of the date stated within the written "Notice to Proceed".

The Contractor shall notify the Engineer, in writing, of his intent to begin work at least 72 hours before work is begun. The notice shall be delivered to the Transportation Department's Construction Engineer and shall specify the date the Contractor intends to start. If the project has more than one location of work, a separate notice shall be given for each location.

Should the Contractor begin work in advance of receiving a written "Notice to Proceed", any work performed by him in advance of the date stated in the "Notice to Proceed" shall be considered as having been done by him at his own risk and as a volunteer and subject to the following:

- (1) The Contractor shall, on commencing operations, take all precautions required for public safety and shall observe all the provisions in the Specifications and the Special Provisions.
- (2) All work done according to the contract prior to the issuance of the "Notice to Proceed", will be considered authorized work and will be paid for as provided in the contract.
- (3) The Contractor shall not be entitled to any additional compensation or an extension of time for any delay, hindrance or interference caused by or attributable to commencement of work prior to the issuance of the "Notice to Proceed".

4. Compensation. Contractor shall be paid in the manner set forth in the Contract Documents the amount of his Proposal as accepted by County, the above rates, subject to additions and deductions as provided in the Contract Documents. Said Proposal is on file in the Office of the Clerk of the Board of Supervisors of County.

IN WITNESS WHEREOF the parties hereto have executed this agreement as of the date set forth below.

COUNTY OF RIVERSIDE

CONTRACTOR

BY \_\_\_\_\_  
Chairman, Board of Supervisors

BY \_\_\_\_\_

Dated \_\_\_\_\_

TITLE: \_\_\_\_\_  
(If Corporation, Affix Seal)

ATTEST:

Kecia Harper-Ihem, Clerk of the Board

ATTEST:

\_\_\_\_\_

BY \_\_\_\_\_  
Deputy

TITLE: \_\_\_\_\_

Licensed in accordance with an act providing for the registration of Contractors,

License No. \_\_\_\_\_

Federal Employer Identification Number:

\_\_\_\_\_

\_\_\_\_\_  
"County"  
(Seal)

\_\_\_\_\_  
"Corporation"  
(Seal)

**PERFORMANCE BOND**

**Recitals:**

1. \_\_\_\_\_ (Contractor) intend to enter into an Agreement with COUNTY OF RIVERSIDE (County) for construction of public work known as \_\_\_\_\_.
2. \_\_\_\_\_, a \_\_\_\_\_ corporation (Surety), is the Surety under this Bond.

**Agreement:**

We, Contractor, as Principal, and Surety, as Surety, jointly and severally agree, state, and are bound unto County, as obligee, as follows:

1. The amount of the obligation of this Bond is 100% of the estimated contract price for the Project of \$\_\_\_\_\_ and inures to the benefit of County.
2. This Bond is exonerated by Contractor doing all things to be kept and performed by it in strict conformance with the Contract Documents for the Project, otherwise it remains in full force and effect for the recovery of loss, damage and expense of County resulting from failure of Contractor to so act. All of said Contract Documents are incorporated herein.
3. This obligation is binding on our successors and assigns.
4. For value received, Surety stipulates and agrees that no change, time extension, prepayment to Contractor, alteration or addition to the terms and requirements of the Contract Documents or the work to be performed thereunder shall affect its obligations hereunder and waives notice as to such matters, except the total contract price cannot be increased by more than 10% without approval of Surety.

THIS BOND is executed as of \_\_\_\_\_.

By \_\_\_\_\_

By \_\_\_\_\_

By \_\_\_\_\_

Type Name \_\_\_\_\_

Its Attorney in Fact  
"Surety"

Title \_\_\_\_\_

"Contractor"

(Corporate Seal)

(Corporate Seal)

**NOTE: This Bond must be executed by both parties with corporate seal affixed. All signatures must be acknowledged. (Attach acknowledgements).**

**PAYMENT BOND**

(Public Work - Civil Code 3247 et seq.)

The makers of this Bond are \_\_\_\_\_, as Principal and Original Contractor and \_\_\_\_\_, a corporation, authorized to issue Surety Bonds in California, as Surety, and this Bond is issued in conjunction with that certain public works contract to be executed between Principal and COUNTY OF RIVERSIDE a public entity, as Owner, for \$ \_\_\_\_\_, the total amount payable. **THE AMOUNT OF THIS BOND IS ONE HUNDRED PERCENT OF SAID SUM.** Said contract is for public work generally consisting of \_\_\_\_\_.

The beneficiaries of this Bond are as is stated in 3248 of the Civil Code and requirements and conditions of this Bond are as is set forth in 3248, 3249, 3250 and 3252 of said code. Without notice, Surety consents to extension of time for performance, change in requirements, amount of compensation, or prepayment under said contract.

DATED: \_\_\_\_\_

\_\_\_\_\_  
Original Contractor - Principal

\_\_\_\_\_  
Surety

By \_\_\_\_\_

By \_\_\_\_\_  
Its Attorney In Fact

Title \_\_\_\_\_  
(If corporation, affix seal)

(Corporate Seal)

STATE OF CALIFORNIA }  
COUNTY OF \_\_\_\_\_ } ss. SURETY'S ACKNOWLEDGEMENT

On \_\_\_\_\_ before me, \_\_\_\_\_ personally appeared, \_\_\_\_\_, known to me, or proved to me on the basis of satisfactory evidence, to be the person whose name is subscribed to the within instrument and acknowledged to me that he/she executed the same in his/her authorized capacities, and that by his/her signature on the instrument the person, or the entity upon behalf of which the person acted, executed the instrument.

WITNESS my hand and official seal.

\_\_\_\_\_  
Signature of Notary Public

Notary Public (Seal)

**Note: This Bond must be executed by both parties with corporate seal affixed. All signatures must be acknowledged. (Attach acknowledgements).**

GENERAL CONDITIONS

SS 1. DEFINITIONS:

- a. "County", "Contractor", and "Contract Documents" are identified in the Agreement. "County" and "Contractor" includes their authorized representatives are treated throughout as if each were singular in number. "Contractor" includes its surety.
- b. "Engineer" and "Director of Transportation" means the Director of Transportation for the County of Riverside, and includes his authorized representatives.
- c. "Plans" means the portion of the Contract Documents consisting of all drawings prepared for the direction and characteristics of the work. A schedule of said drawings which constitutes the plans as of the execution of the Agreement is set forth in the Special Provisions and are supplemented by the Standard Plans referred to in the Special Provisions.
- d. "State of California", "Department of Transportation" and "Director of Transportation", means the County of Riverside.

SS 2. STANDARD SPECIFICATIONS:

The Standard Specifications of the State of California Department of Transportation, edition of May 2006 hereafter called "Standard Specifications", are incorporated herein as modified in these General Conditions, the Special Provisions and the Plans.

The following subsections of the Standard Specifications are deleted:

1-1.13, 1-1.15, 1-1.18, 1-1.25, 1-1.37, 1-1.40, 2-1.01, 2-1.05, 2-1.07, 5-1.14, 7-1.165, 8-1.03, 9-1.05, 9-1.065, 9-1.10, 12-2.02.

Section 3 of the Standard Specifications is deleted.

The following deletions and additions are made from the following subsections of the Standard Specifications.

Subsection 5-1.04, add to the second paragraph at its end the following sentence: "The General Conditions govern over



all of the Contract Documents except the Special Provisions, the Agreement and Bonds."

Subsection 7-1.01A (2), strike the last sentence of the second paragraph and in its place read: "These wage rates are on file in the Office of the County Clerk and are a part of the Contract."

Subsection 7-1.15, for "Director" read "Director of Transportation" except for last reference read "County of Riverside".

Subsection 7-1.16, delete references to Subsection 7-1.165.

Subsection 8-1.06, strike the last paragraph.

Subsection 8-1.08, strike "as provided in the State Contract Act".

SS 3. DIRECTOR OF TRANSPORTATION:

All work shall be done under the supervision of the Director of Transportation who shall determine the amount, quality, acceptability and fitness of all parts of the work, and interpret the Contract Documents. No act or omission of the Director of Transportation relieves Contractor of the duty to proceed with the work in strict conformity with the Contract Documents.

Upon request, Director of Transportation shall reduce to writing any oral order, objection, requirement or determination. Whenever Director of Transportation's approval is required it shall be in writing only.

All communications to County by Contractor shall be via Director of Transportation.

No work shall be performed on site other than during normal working hours without the knowledge and consent of Director of Transportation.

When in Director of Transportation's opinion, weather or other conditions are such that attempts to perform a portion of the work will probably result in work not in accordance with the Contract Documents, he shall so advise Contractor. When Contractor advises Director of Transportation that he intends to proceed despite such advise, he does so at his peril. The Director of Transportation may then order Contractor, in writing which specifies the portion of the work involved and the conditions warranting the issuance of the order, not to proceed on such portion of the work if (1) proceeding will in his judgment have an adverse effect on Contractor's

ability to complete the work within the stipulated time period, or (2) proceeding will in his judgment necessitate unusual tests and procedures to ascertain whether said portion of the work is in accordance with the Contract Documents. Contractor shall comply with such orders at its expense.

Nothing herein contained relieves Contractor from the duty to make independent determinations as to weather and other conditions affecting the proper completion of the work.

Failure for any reason of Director of Transportation to advise Contractor as to such matters, or to issue an order as above provided, does not relieve Contractor from the duty to accomplish the work in accordance with the Contract Documents.

As stated elsewhere, amounts shown in the Proposal and Agreement as to quantities are but estimates only. From time to time Director of Transportation shall direct Contractor as to the prosecution of the work in such a manner as to increase or decrease such estimates as to the work actually to be done. Contractor shall comply with such instructions and shall be paid only for work actually done based on the unit price set out in the Agreement.

SS 4. SITE INSPECTION - EFFECT OF OTHER IMPROVEMENTS SHOWN AND CONTRACTOR PROCEDURE:

Elsewhere in the Contract Documents reference may be made, graphically, descriptively or both, to the existence or possible existence of other improvements affecting the site and the prosecution of the work such as surface and subsurface utilities, drainage ditches and courses, buildings, fencing, retaining walls, roadways, curbs, trees, shrubs, and similar matters. Such matters are included to be used by Contractor to the extent he deems appropriate. However, it is expressly understood and agreed:

- a. Showing or describing such items does not mean that it is an exhaustive and complete presentation and that as to matters shown or described that they necessarily exist.
- b. All graphic presentations are schematic only unless the contrary is clearly set out elsewhere as to a particular matter.
- c. Whenever in the plans survey markers are shown, boundaries of the site are shown or contour lines are shown, Contractor may assume that such matters are shown in accordance with acceptable standards.

All improvements of the nature above described, whether elsewhere shown or described or not, shall, unless the contrary is elsewhere specifically directed, remain in place, undisturbed and suitably protected during the course of the work.

Whenever during the course of the work a subsurface improvement is discovered which Contractor believes is unknown to County, he shall immediately so inform Director of Transportation. Except as elsewhere provided, whenever in the course of the work it becomes apparent that the work cannot proceed without the destruction or relocation of any improvement, whether shown or described or not, Contractor shall immediately cease work affecting such improvements and notify Director of Transportation as to such circumstance and await instructions as to how to proceed.

- d. The Contractor shall be required to cooperate fully with all utility forces or forces of other public agencies engaged in relocation, lowering, altering or otherwise rearranging any facilities interfering with the progress of work or installing any facilities thereon.

The Contractor will also be required to cooperate fully with any County or State forces working on or near the project, or requiring access to the work in the performance of their duties.

SS 5. USE OF AND PROTECTION OF PREMISES AND REMOVAL OF DEBRIS:

At his expense Contractor shall:

- a. Take every precaution against injuries to persons or damage to property.
- b. Comply with regulations governing the use of the property.
- c. Store and suitably protect his apparatus, equipment, materials and supplies in an orderly fashion on site.
- d. Place on the work only such loads as are consistent with the safety of the work.
- e. Effect all cutting, fitting, or patching of his work required to make it conform to the Plans and Specifications and interrelate with other improvements or except with the consent of Director of

Transportation, cut or otherwise alter existing improvements.

- f. Protect and preserve established bench marks and monuments, make no changes in the location of such without the prior written approval of County, replace and relocate any of them which may be lost or destroyed or which require shifting because of necessary changes in grades or locations. All replacement and relocation work shall be accomplished only after approval of County and under the direct supervision and instruction of Director of Transportation.
- g. Before final payment remove all surplus materials, false work, temporary structures, debris, and similar matter resulting from his operations from the site and to put the site in an orderly condition.
- h. Construct, operate and maintain all passageways, guard fences, lights, barricades and other facilities required for protection by State or municipal laws and regulations and local conditions during the course of the work.
- i. Guard County's property from injury or loss.
- j. Take all reasonable precautions for dust and noise control and generally conduct operations so as not to constitute a nuisance.
- k. The Contractor shall be responsible for the protection of existing signs, fences, concrete curb and gutter and other highway facilities which may be encountered in the roadway. The replacement or repair of any facilities which the County deems necessary as a result of the Contractor's operations shall be done by the Contractor at his own expense and to the satisfaction of the County Transportation Department.

SS 6. CHANGE ORDERS - DETAIL DRAWINGS AND INSTRUCTIONS:

Reference is made to 4-1.03 and 4-1.03A of the Standard Specifications regarding change orders. Wherever in these subsections the word "Engineer" appears read "County".

Each approved change order shall be considered as an amendment to the Contract Documents and will not be considered approved until executed by the Board of Supervisors, except Director of Transportation can approve certain change orders without the necessity of approval by

the Board as provided in a Resolution of the Board adopted March 30, 1993, Resolution Number 93-047.

The above does not limit the ability of Director of Transportation to issue further detail drawings, explanations and instructions which are customarily given by an Engineer during the course of similar work. Director of Transportation will furnish Contractor with reasonable promptness such further detailed explanations, instructions and drawings as may be necessary for the proper execution of the work, and Contractor shall conform to same provided they are consistent with the intent of the Contract Documents. In giving such additional instructions, explanations and drawings Director of Transportation has authority to make minor changes in the work which do not involve extra cost and are not inconsistent with the Contract Documents.

Contractor's acting on such instructions, explanations and drawings of Director of Transportation means that Contractor agrees that such explanations, instructions and drawings are within the scope of the work in accordance with the intent of the Contract Documents and do not constitute a basis for modification of the Contract Documents as to price or time.

SS 7. BRAND OR TRADE NAME - SUBSTITUTE OF EQUALS:

Reference is made to Section 3400 of the Public Contracts Code, which is by this reference incorporated herein with like effect as if here set forth in full.

If a potential bidder believes he knows of an equal to a specified brand or trade name which is not mentioned in the Contract Documents, then such potential bidder may so advise Director of Transportation of such fact, giving all relevant information. If appropriate, an addendum will be issued as to the alleged equal provided that such issuance may be accomplished at least 5 days before the time fixed for opening bids.

Unless the subject article or product is expressly designated for matching others in use in a particular public improvement either completed or in the course of completion, any bidder may, as part of its bid proposal, include a request for substitution of an item equal to any specified by brand or trade name.

Within 35 calendar days after award of the contract, Contractor may submit to Director of Transportation data substantiating such a request, and the difference, if any, in cost. Director of Transportation shall promptly investigate the request and make a recommendation to County as to equality. The governing body of County shall promptly determine whether the substitute is equal in every respect

to the item specified, and approve or deny the request accordingly, and shall notify Director of Transportation of the determination made, who shall advise Contractor in writing of the decision. Unless the request is granted, substitution will not be permitted.

Nothing herein shall authorize a change in the contract price or prevent the use of change orders in the manner provided elsewhere in the Contract Documents.

SS 8. FINAL INSPECTION - NOTICE OF COMPLETION:

When the work is ready for final inspection County shall cause the work to be inspected and subjected to such tests as seem to it to be required for the purpose of determining if the work is complete in every respect.

At a meeting of the governing body of County held within 10 days after final inspection, the governing body shall consider the facts developed at the inspection. If it is found that the work is apparently complete in every respect, County will accept the work and a notice of completion will be recorded.

As between the parties, the recordation of the Notice of Completion, unless recorded because of a cessation of labor, means only that the time for final payment and the commencement of the guarantee period commences to run.

SS 9. COUNTY'S RIGHT TO STOP WORK OR TERMINATE THE CONTRACT:

(1) Contractor shall be adjudged bankrupt or make an assignment for the benefit of creditors, or (2) a receiver or liquidator is appointed for Contractor or any of his property, or (3) Contractor shall refuse or fail after Notice of Warning from County by Director of Transportation to supply sufficient properly skilled workmen or suitable materials, or (4) Contractor fails to prosecute the work with such diligence as will insure its completion within the stipulated time period, or (5) Contractor shall fail to make payments to persons supplying labor or materials for the work, or (6) Contractor does not comply with applicable law or instructions of Director of Transportation, or (7) Contractor is otherwise guilty of a substantial violation of any provision of the Contract Documents, then County without prejudice to such other and further right, remedy or relief it may be entitled to, may by 10 days notice to Contractor, terminate the employment of Contractor and his right to proceed, either as to the entire work, or at County's option, as to any portion thereof as to which delay shall have occurred or breach or noncompliance relates, and may thereupon take possession of the affected work and complete

the work by contract or otherwise, as County deems expedient. In such case Contractor shall not be entitled to receive any further payment until the work is finished. If the unpaid balance shall exceed the expense of completion, and other damage, expense or loss of County occasioned by Contractor's failure to properly perform, such excess shall be paid by Contractor. If such expense and damage exceeds the unpaid balance, Contractor is liable to County for the excess. If County elects to proceed under this Section, it may take possession of and utilize in completing the work such materials, supplies, plant and equipment on site which may be necessary or convenient for the purpose of completing the work, County is expressly granted the right - acting via Director of Transportation, an Engineer or otherwise - to operate equipment and machinery on site for the purpose of determining whether it has a basis for proceeding under this section.

If the construction of the project herein is damaged, which damage is determined to have been proximately caused by an act of God, in excess of 5% of the contract amount, provided that the work damaged is built in accordance with applicable building standards and the plans and specifications, then the Owner, upon certification by the Engineer, may, without prejudice to any other right of remedy, terminate the contract.

Decision by County not to proceed under this Section does not constitute a waiver by County of any right it might from time to time have against Contractor under the Contract Documents.

SS 10. PAYMENT AND MONTHLY ESTIMATES:

Director of Transportation, once each month, after said work is commenced and until after the completion and acceptance thereof, shall make and deliver to Contractor duplicate certificates stating the value of work then completed according to the contract, estimated according to the standard of the unit contract price, and thereupon Contractor shall be paid an amount sufficient with all previous payments to make the aggregate ninety percent (90%) of the amount earned as certified.

The partial payments made as the work progresses will be payment on account on work performed as of the 25th of the month and shall in no way be considered as an acceptance of any part of the work or material of the contract, nor shall they in any way govern the final estimate. No such estimate or payment shall be made when in the judgement of the Director of Transportation the total value of the work done since the last estimate amounts to less than \$300.

For the purpose of timely payment, the "receipt of payment request" date, as described in Public Contract Code 20104.50 and as referred to herein, shall be considered to be the fifth working day following the 25th day of each month.

Within 5 working days of the 25th day of each month the County shall:

- a. Calculate and prepare the certificate ("progress pay estimate") stating the value of the work completed for the billing month, for the purpose of determining the proper progress payment amount.
- b. If a progress pay estimate has been prepared by the County but has been contested by the Contractor as of the "receipt of payment request" date, as defined above, the County shall submit to the Contractor a document setting forth in writing a description of the dispute pertaining to the progress billing, and the County's reason for it's position. Said document shall be submitted to the Contractor as soon as practicable, but not later than 7 calendar days after the "receipt of payment request" date.

Any progress pay estimate which is undisputed and remains unpaid for thirty (30) calendar days, after the "receipt of payment request date" shall accrue interest to the Contractor equivalent to the legal rate set forth in subdivision (a) of Section 685.010 of the California Code of Civil Procedure. The number of days available to the County to make a payment without incurring interest pursuant to this section shall be reduced by the number of days by which the County exceeds the seven-day submittal requirement set forth in the paragraph above.

Pursuant to Public Contract Code Section 20104.50, subsection (e), the progress payment date is the date that funds are encumbered and the payment warrant is issued.

SS 11. PAYMENT FOR EXTRA WORK (FORCE ACCOUNT BASIS):

Extra work to be paid for on a force account basis as directed by the Engineer will be paid for as set forth in Section 9-1.03 of the Standard Specifications. The labor surcharge, equipment rental rates and the right of way delay factors for each classification of equipment are listed in the Department of Transportation publication entitled Labor Surcharge and Equipment Rental Rates. A copy of which is on file at the Office of the Director of Transportation and is hereby incorporated herein in its entirety.



SS 12. FINAL PAYMENT:

Within thirty (30) days after the completion of the work and its acceptance by the Board of Supervisors, Director of Transportation will make a proposed final estimate in writing of the quantities of work done under the contract and the value of such work and will submit such estimate to Contractor. Within thirty (30) days thereafter Contractor shall submit to Director of Transportation his written approval of said proposed final estimate or a written statement of all claims which he has for additional compensation claimed to be due under the contract.

On Contractor's approval or if he files no claims within said period of thirty (30) days, Director of Transportation will issue a final written estimate as submitted to Contractor and County shall pay the entire sum so found to be due after deducting there from all previous payments and all amounts to be kept and all amounts to be retained under the provisions of the contract.

If Contractor within said period of thirty (30) days files claims, Director of Transportation will issue as a semi-final estimate the proposed estimate submitted to Contractor and the County will within thirty (30) days pay the sum found due thereon after deducting all prior payments and all amounts to be kept and retained under the provisions of the contract, Director of Transportation shall then consider and investigate Contractor's claims and shall make such revisions in the said estimate as he may find to be due, and shall then make and issue his final written estimate. County will pay the amount so found due after deducting all previous payments and amount to be retained under the contract.

All prior or partial estimates and payments shall be subjected to correction in the final estimate and payment.

The final estimate shall be conclusive and binding against both parties to the contract on all questions relating to the performance of the contract and the amount of work done there under and compensation therefore, except in the case of gross error. Acceptance of final payment constitutes a release of County by Contractor of all claims relating to the work.

SS 13. DAMAGES:

Contractor acknowledges that failure to perform in strict accordance with the Contract Documents will cause County to suffer special damages in addition to cost of completion of the work in accordance with the provisions of the Contract

Documents. Such special damage could include, but is not limited to, lease and rental cost, additional salaries and overhead, interest during construction, attorney expense, additional engineering, and inspection expense and cost of maintaining or constructing alternate facilities.

SS 14. DOCUMENTS OF CONTRACTOR:

Upon demand, Contractor shall make available to County all documents in its possession relevant to the work accomplished or to be accomplished or any demand or claim of Contractor as to County. This includes copies of documents sent by Contractor or others in its possession. Contractor shall further make available to County conformed copies of all documents submitted to the sureties who executed the Bid Bond, Faithful Performance Bond or Payment Bond for the purpose of obtaining the sureties' signature, including any guarantee or indemnification made to such surety by others for such purpose. Contractor shall maintain in his possession all documents relative to the work for three years after Notice of Completion.

SS 15. RESPONSIBILITY OF CONTRACTOR TO ACT IN AN EMERGENCY:

In case of an emergency which threatens loss or injury to property or life, Contractor shall act without previous instructions as the situation may warrant. Contractor shall notify Director of Transportation immediately thereafter. Any compensation claimed by Contractor, together with substantiating documentation shall be submitted to County via Director of Transportation.

SS 16. LABOR CODE:

Reference is made to Chapter 1, Part 7, Division 2 of the California Labor Code (commencing with Section 1720). By this reference said Chapter 1 is incorporated herein with like effect as if it were here set forth in full. The parties recognize that said Chapter 1 deals, among other things with discrimination, penalties and forfeitures, their disposition and enforcement, wages, working hours, and securing worker's compensation insurance and directly effect the method of prosecution of the work by Contractor and subject it under certain conditions to penalties and forfeitures. Execution of the Agreement by the parties constitutes their agreement to abide by said Chapter 1, their stipulation as to all matters which they are required to stipulate as to by the provisions of said Chapter 1, constitutes Contractor's certification that he is aware of the provisions of said Chapter 1 and will comply with them and further constitutes Contractor's certification as

follows: "I am aware of the provisions of Section 3700 of the California Labor Code which require every employer to be insured against liability for worker's compensation or to undertake self-insurance in accordance with the provisions of that Code, and I will comply with such provisions before commencing the performance of the work of this contract." Contractor and his subcontractors shall comply with the provisions of SS 1777.5 of the Labor Code regarding apprentices.

Contractor shall post at each job site during the course of the work a copy of County's "Determination of Prevailing Wage Rates", copies of said Determination are available from County for this purpose.

SS 17. OBSTRUCTIONS:

Attention is directed to Sections 8-1.10, "Utility and Non-Highway Facilities" and 15, "Existing Highway Facilities" of the Standard Specifications and these Special Provisions.

Add the following to the fourth paragraph of Section 8-1.10, "Utility and Non-Highway Facilities", of the Standard Specifications is amended to read:

In the event that the utility facilities mentioned above are not removed or relocated by the times specified and, if in the opinion of the Engineer, the Contractor's operations are delayed or interfered with by reason of the utility facilities not being removed or relocated by said times, the State will compensate the Contractor for such delays to the extent provided in Section 8-1.09, "Right of Way Delays" of the Standard Specifications, and not otherwise, except as provided in Section 8-1.10, "Utility and Non-Highway Facilities" of the Standard Specifications.

SS 18. INSURANCE - HOLD HARMLESS:

In lieu of the provisions of Section 7-1.12 the following shall apply:

Contractor shall not commence work under this contract until he has obtained the insurance required hereunder and satisfactory proof of said insurance has been submitted to and approved by the County of Riverside.

Contractor shall submit to the County of Riverside a Certificate of Insurance, signed by an authorized representative of the Contractor's insurance provider or agency, which certifies to the County that insurance

coverage is provided in accordance with the requirements of this section. The Certificate of Insurance shall include as attachments the required "Waiver of Subrogation" and "Additional Insured" policy endorsements.

I. Workers Compensation Insurance:

Contractor shall procure and maintain during the life of the contract Worker's Compensation Insurance coverage as prescribed by the laws of the State of California. Policy shall include Employers' Liability including Occupational Disease with limits not less than \$1,000,000 per occurrence. Policy shall be endorsed to provide a Borrowed Servant Endorsement, Alternate Employer Endorsement, or Additional Insured Endorsement naming the County of Riverside, its Director's Officers, Special Districts, Board of Supervisors, employees, agents or representatives as Additional Insureds. Policy shall contain a Waiver of Subrogation in favor of the County of Riverside.

Contractor shall further require each of its subcontractors to procure Worker's Compensation Insurance as required by the State while working on the project and the Contractor shall require the subcontractors to endorse the policy to provide a Borrowed Servant Endorsement, Alternate Employer Endorsement, or Additional Insured Endorsement naming the County of Riverside, its Director's Officers, Special Districts, Board of Supervisors, employees, agents or representatives as Additional Insureds. Policy shall contain a Wavier of Subrogation in favor of the County of Riverside.

II. Comprehensive General Liability Insurance:

Contractor shall take out and maintain during the course of the work General Liability Insurance covering bodily injury and property damage insurance and blanket contractual coverage as to the work and obligations covered hereunder. The amount of the insurance shall be in an amount **not less than \$2,000,000**. The policy may be a combined single limit or split limits, but the amount must be no less than \$2,000,000 per occurrence. The insurance carrier must have a current rating of "A" or better by the A.M. Best Company, a financial size of at least "VIII", and be an admitted carrier in the State of California. Any exceptions must be approved in advance by the County of Riverside Risk Management. Said insurance must contain an endorsement the County of Riverside is named as an additional insured as respects the work covered hereunder and **said insurance must not**

contain, as respects the work covered hereunder, any exclusions as to bodily injury or death or property damage arising out of blasting, explosion, or underground damage to wire, pipes, conduits, mains, sewers, tank tunnels or any similar property - i.e. the so-called "x c u" exclusions. The insurance certificate evidencing such insurance must affirmatively state that the insurance carrier (s) will give Owner 30 days written notice prior to cancellation of the insurance or a reduction in coverage, and that "County of Riverside - its Director's Officers, Special Districts, Board of Supervisors, employees, agents and representatives" are named as Additional Insureds.

In the alternate to naming County of Riverside as additional insured, Contractor may take out and maintain during the course of the work and until acceptance by County, Owner's Protective Liability Insurance in an amount not less-than \$2,000,000 covering Riverside County.

### III. Auto Liability:

If Lessee's vehicles or licensed mobile equipment will be on the premises or used in any manner on behalf of the County, then Lessee shall maintain auto liability insurance for all owned, non-owned or hired automobiles in an amount not less than \$1,000,000 per occurrence combined single limit. Policy shall name the "County of Riverside, its Director's Officers, Special Districts, Board of Supervisors, employees, agents, or representatives" as Additional Insureds.

### IV. Hold Harmless:

Contractor shall hold County of Riverside its officers, agent, and employees free and harmless from any liability whatsoever, including wrongful death, based or asserted upon any act or omission of Contractor, its officers, agents, employees or subcontractors relating to or in anywise connected with or arising from the accomplishment of the work, whether or not such acts or omissions were in furtherance of the work required by the Contract Documents and agrees to defend at his expense, including attorney fees, Owner, County of Riverside its officers, agents and employees in any legal action based upon any such alleged acts or omissions.

SS 19. EQUAL EMPLOYMENT OPPORTUNITY:

General:

Contractor shall not discriminate in its recruiting, hiring, promotion, demotion or termination practices on the basis of race, religious creed, color, national origin, ancestry, sex, age or physical handicap in the performance of this Contract shall comply with the provisions of the California Fair Employment Practice Act (commencing with SS 1410 of the Labor Code), the Federal Civil Rights Act of 1964 (P.L. 88-352) and all amendments thereto, Executive Order No. 11246 (30 Federal Register 12319), as amended, and all administrative rules and regulations issued pursuant to said Acts and Order. See particularly 41 Code of Federal Regulation (CFR) Chapter 60.

Contractor shall require each of its subcontractors to comply with the preceding paragraph and shall include in each subcontract language similar to the preceding paragraph.

Contractor shall permit access to its records of employment, employment advertisement, application forms and other pertinent data and records by Owner and any State or Federal agency having jurisdiction for the purpose of investigation to ascertain compliance with this Section.

Owner may assign an affirmative action representative to monitor Contractor and its subcontractor (s) conduct required by this Section, including the right of entry to the construction site for the purpose of obtaining information from persons performing work on the project providing such inspection does not interfere with the progress of the work.

Elsewhere in the Contract Documents specific requirements may be contained covering the same subject matter of this Section. If so, such specific requirements prevail over this Section in case of conflict.

Transactions of \$10,000 or Under:

Contracts and subcontracts not exceeding \$10,000 are exempt from the requirements of this Section. No Contractor or subcontractor shall procure supplies and/or services in less than usual quantities to avoid applicability of this Section. With respect to contracts and subcontractors for indefinite quantities, this Section applies unless the amount required in any one year under such contract will reasonably be expected not to exceed \$10,000.

Transactions in Excess of \$10,000, but Less Than \$50,000:

At Owner's request, Contractor shall certify that it has in effect an affirmative action plan and agrees to comply with all State and Federal laws and regulations regarding Fair Employment Practices. Contractor shall maintain a written copy of its affirmative action plan and furnish Owner a copy of the plan upon request. Owner may require Contractor to complete an Affirmative Action Compliance Report, on a form furnished by Owner, setting forth definite goals during the term of the Contract.

Transactions of \$50,000 or More:

If Contractor has fifty or more employees and a Contract for \$50,000 or more, it shall develop and submit to Owner, within thirty days after award, a written affirmative action compliance program providing in detail specific steps to guarantee equal employment opportunity. Contractor shall include in its affirmative action program a table of job classifications, which table shall include but need not be limited to job titles, duties, and rates of pay.

Contractor shall in each subcontract let to do a portion of the work covered hereunder, where the subcontractor involved has fifty or more employees and the subcontract is for \$50,000 or more, impose in the subcontract the above requirements.

For the purpose of determining the number of employees, the average of the Contractor's or its subcontractor's employees for the twelve month period immediately prior to award, or the total number of employees the Contractor or its subcontractor will have when performing this contract, whichever is higher, shall be used.

Federal Assisted Construction:

If this project is a Federally assisted construction project, then the contract provisions contained in 41 CFR SS 60-1.04 (b) are incorporated herein and the Contractor shall likewise incorporate said provisions in each subcontract entered by Contractor to perform the work. Federally assisted construction is identified as such in the Notice Inviting Bids.

SS 20. DEPOSIT OF SECURITIES:

In accordance with Public Contract Code Section 22300 and other applicable law, the Contractor may substitute securities for any moneys withheld to ensure performance under the contract.

SS 21. ASSIGNMENT OF CLAIMS:

In submitting a bid on this public works project, or any subcontractor agreeing to supply goods, services, or materials, and entering a contract pursuant thereto, the Contractor and/or subcontractor do offer and agree to assign to the Owner all rights, title, and interest in and to all causes of action it may have under Section 4 of the Clayton Act (15 U.S.C. Section 15) or under the Cartwright Act (Chapter 2 (commencing with Section 16700) of Part 2 of Division 7 of the Business and Professions Code), arising from purchases of goods, services, or materials pursuant to the public works contract or the subcontract. This assignment shall be made and become effective at the time the awarding body tenders final payment to the Contractor, without further acknowledgement by the parties.

SS 22. CLAIMS RESOLUTION:

In accordance with Public Contract Code Section 20104 - 20104.8 and other applicable law, public works claims of \$375,000 or less which arise between the Contractor and the Owner shall be resolved following the statutory procedure unless the Owner has elected to resolve the dispute pursuant to Public Contract Code SS 10240 et seq.

1. All claims shall be submitted in writing and accompanied by substantiating documentation. Claims must be filed on or before the date of final payment unless other notice requirements are provide in the contract. "Claim" means a separate demand by the claimant for (1) a time extension, (2) payment of money or damages arising from work done by or on behalf of the claimant and payment of which is not otherwise expressly provided for or the claimant is not otherwise entitled, or (3) an amount the payment of which is disputed by the Owner.

- (a) Claims Under or equal to \$50,000. The Owner shall respond in writing to the claim within 45 days of receipt of the claim, or, the Owner may request, in writing, within 30 days of receipt of the claim, any additional documentation supporting the claim or relating to defenses or claims the Owner may have. If additional information is needed thereafter, it shall be provided upon mutual agreement of the Owner and the claimant. The Owner's written response shall be submitted 15 days after receiving the additional documentation, or within the same period of time taken by the



claimant to produce the additional information, whichever is greater.

- (b) Claims over \$50,000 but less than or equal to \$375,000. The Owner shall respond in writing within 60 days of receipt, or, may request in writing within 30 days of receipt of the claim, any additional documents supporting the claim or relating to defenses or claims the Owner may have against the claimant. If additional information is needed thereafter, it shall be provided pursuant to mutual agreement between the Owner and the claimant. The Owner's response shall be submitted within 30 days after receipt of the further documents, or within the same period of time taken by the claimant to produce the additional information or documents, whichever is greater.
2. If the claimant disputes the Owner's response, or if the Owner fails to respond within the statutory time period, the claimant may so notify the Owner within 15 days of the receipt of the response or the failure to respond, and demand an informal conference to meet and confer for settlement. Upon such demand, the Owner shall schedule a meet and confer conference within 30 days.
  3. If following the meet and confer conference, the claim or any portion thereof remains in dispute, the claimant may file a claim pursuant to Government Code SS 900 et seq. and Government Code SS 910 et seq. For purposes of those provisions, the time within which a claim must be filed shall be tolled from the time the claimant submits the written claim until the time the claim is denied, including any time utilized for the meet and confer conference.
  4. If a civil action is filed to resolve any claim, the provisions of Public Contract Code SS 20104.4 shall be followed, providing for non-binding mediation and judicial arbitration.

SS 23. DUST ABATEMENT:

Dust control shall conform to Section 10, "Dust Control", Section 7-1.01F, "Air Pollution Control", Section 17, "Watering", and Section 18, "Dust Palliative" of the Standard Specifications, Rules no. 401, 402, 403 and 403.1 of the South Coast Air Quality Management District (AQMD), Riverside County Code, Chapter 8.52, "Fugitive Dust Reduction Program For Coachella Valley", all other applicable Federal and State laws, and the requirements set forth herein.

The Contractor is cautioned that failure to control fugitive dust may result in fines being levied by the South Coast Air Quality Management District to both the Contractor and the County of Riverside, as owner. The Contractor shall be fully responsible for payment of all fines pertaining to air pollution control violations, resulting from Contractor's operations related to the construction contract, which may be levied against both the Contractor and the County of Riverside by the AQMD or other regulatory agencies. The Contractor's attention is directed to Section 7-1.01, "Laws to be Observed" of the Standard Specifications. The cost of all fines levied against the County of Riverside will be deducted from any moneys due or which may become due to the Contractor, unless other payment arrangements are made by the Contractor.

Dust control of all of the Contractor's operations is required 24 hours per day, 7 days a week for the duration of the contract, and until the disturbed soil is permanently stabilized. The Contractor shall take every precaution to prevent emissions of fugitive dust from the project site, from locations of stockpiled materials, from unpaved driving surfaces, from haul vehicles, from inactive construction areas, and from all other operations of the Contractor. The Contractor shall plan for and carry out proper and efficient measures to prevent his operations from producing dust in amounts damaging to property or which constitute a public nuisance, or which cause harm to persons living or working in the vicinity of the work. Of particular concern are emissions of PM10 particles, which are fine particulate matter of 10 microns or less and which are associated with sickness and death from respiratory disease.

The Contractor shall furnish and post dust mitigation signs, which shall be, at a minimum, in accordance with the "AQMD Signage Recommendations", attached hereto. Additional copies are available upon request from the Engineer. The sign shall include the Contractor's phone number which shall be maintained on a 24 hour basis. The sign message, size and design, including any deviations from the signage recommendations, shall be approved by the Engineer prior to fabrication.

The Contractor shall respond to complaints by mobilizing equipment and personnel at the construction site within 2 hours of each complaint to control fugitive dust.

Attention is directed to AQMD Rule 403.1, which applies to all contracts within the Coachella Valley Area of Riverside County. That AQMD Rule requires the Contractor to take specified dust control actions when prevailing wind speeds exceed 25 miles per hour. Wind forecasts, AQMD Rules and

other related information are provided by AQMD at 1-800-CUT-SMOG and at [www.aqmd.gov](http://www.aqmd.gov).

Any days on which the Contractor is prevented from working, due to the requirements of AQMD Rules, will be considered as non-working days, in accordance with Section 8-1.06, "Time of Completion" of the Standard Specifications.

The Contractor shall utilize the "Best Available Control Measures" of controlling fugitive dust, as prepared by the AQMD. For projects within the Coachella Valley, the "Reasonably Available Control Measures" may be employed, if effective within the context of the AQMD rules. However, if fugitive dust crosses the project boundary, more effective control measures, including the "Best Available Control Measures" shall be implemented.

A site-specific fugitive dust control plan shall be submitted to the Engineer for review and approval at least 10 days prior to the start of construction. Additionally, for projects outside of the Coachella Valley which meet the criteria for AQMD plan approval, the Contractor shall submit the dust control plan to AQMD for approval. AQMD plan submittal criteria is defined in AQMD Rule 403 as being for projects that will have disturbed surface area in excess of 100 acres, or for projects with a scope of work which requires the movement of more than 10,000 cubic yards of soil on each of any three working days.

A sample plan and other pertinent information is attached, and additional copies are available from the Engineer upon request. The fugitive dust control plan shall include the "Reasonably Available Control Measures" and "Best Available Control Measures" of controlling fugitive dust, as may be appropriate and necessary, including but not limited to watering, application of chemical dust suppressants, wind fencing, covering of haul vehicles, haul vehicle bed-liners, covering or chemically stabilizing stored materials, phased grading, planting of vegetation, the use of a 24 hour environmental observer, and track-out controls at locations where unpaved construction accesses intersect with paved roads. The use of chemical stabilizers, which are approved by all environmental regulatory agencies, and the use of reclaimed water is encouraged. If water is intended as a primary dust control tool, the dust control plan shall provide for at least one 2,000 gallon water truck for every 4 acres of disturbed soil, unless otherwise approved by the Engineer.

If the Construction Engineer determines that the project scope and the forecasted weather conditions are such that the Contractor's work is unlikely to be a source of dust emissions, the Construction Engineer has the authority to waive the requirements for submittal of a dust control plan

and for placement of the dust control signs described herein. However, the Contractors responsibilities for the control of fugitive dust and the other requirements of this section may not be waived.

A completion notice will not be filed, and the final payment will not be made to the Contractor until the areas of disturbed soil on the construction site, including roadway shoulders, are suitably stabilized for long term control of fugitive dust.

The successful Contractor shall attend an AQMD PM10 Dust Control Program training session, and furnish evidence of attendance to the Engineer. Attendance at AQMD training seminars can be scheduled through AQMD at 1-866-861-DUST (1-866-861-3878) or by email to [dustcontrol@aqmd.gov](mailto:dustcontrol@aqmd.gov). Current AQMD certification of previous attendance will be accepted.

At that training session, the successful Contractor will be furnished with the AQMD prepared Rule 403 and Rule 403.1 implementation handbooks, which include the "Best Available Control Measures" and "Reasonably Available Control Measures", and other associated information, including a listing of suggested dust control related devices, materials and chemicals.

The signature of the Contractor on the Proposal constitutes acknowledgement by the Contractor of the dust control requirements established by law and described herein, and the enforceability of those requirements.

When the contract includes a bid item for Dust Abatement, full compensation for conformance with these dust abatement requirements, including labor, equipment, materials, developing water supply and incidentals, shall be paid at the lump sum price for Dust Abatement, and no additional compensation will be allowed therefor.

When the contract does not include a bid item for Dust Abatement, full compensation for conformance with these dust abatement requirements, including labor, equipment, materials, developing water supply and incidentals, shall be considered as included in the various items of work, and no additional compensation will be allowed therefor.

# AQMD RECOMMENDATIONS

November, 2001

Plan holder shall post signage at specified locations on the subject property in accordance with the standards specified below. The exception to the standards is that all letters shall be 4 inches high, with the names and telephone numbers of appropriate contacts and services in bold print, as indicated in the standards. These signs shall also include the SCAQMD toll free complaint line 1-800-CUT-SMOG (1-800-288-7664) and the telephone number for the Environmental Observer. These signs shall be posted within 50 feet of the curb on all four (4) corners of the subject property.

For each Dust Control Plan aggregating less than, or equal to, ten (10) acres:

1. The applicant shall install a sign on such property which is visible to the public that meets the following requirements:
  - (a) Such sign shall measure at least four (4) feet wide by four (4) feet high and conform to the specifications in 1 (a) below.

For each Dust Control Plan aggregating over ten (10) acres:

2. The applicant shall install a sign on such property which is visible to the public that meets the following requirements:
  - (a) Such sign shall measure at least eight (8) feet wide by four (4) feet high and conform to the specifications in 1 (b) below.

## **THE SIGN SHALL CONFORM TO THE FOLLOWING REQUIREMENTS:**

1. **The sign boards shall be constructed with materials capable of withstanding the environment in which they are placed.**

(a) For 4' x 4' signs, the District recommends the following:

- I. 3/4" A/C laminated plywood board
- II. Two 4" x 4" posts
- III. The posts should be attached to the edges of the plywood board with at least 2 carriage bolts on each post.
- IV. The front surface of the sign board should be painted in the contrasting color of a white background with black lettering.

(b) For 4' x 8' signs, the District recommends the following:

- I. 1" A/C laminated plywood board
- II. Two 5" x 6" posts
- III. The posts should be attached to the 4' edges of the plywood board with at least 2 carriage bolts on each post.
- IV. The front surface of the sign board should be painted in the contrasting color of a white background with black lettering.

**2. The sign board shall be installed and maintained in a condition such that members of the public can easily view, access, and read the sign at all times until the expiration date of the Dust Control plan.**

(a) For 4' x 4' signs, the District recommends the following:

- I. The lower edge of the sign board should be mounted at least 2' above the existing ground surface to facilitate ease of viewing.
- II. The posts should be set in a hole at least 3' deep with concrete footings to preclude downing by high winds.
- III. On the construction site, the sign should be positioned such that nothing obstructs the public's view from the primary street access point.
- IV. For construction projects that are developed in phases, the sign should be moved to the area that is under active construction.
- V. In situations where all phases of the construction project are completed on a property prior to expiration of the Dust Control Plan, a written request for cancellation of the Dust Control Plan must be submitted to the Engineer.

(b) For 4' x 8' signs, the District recommends the following:

- I. The lower edge of the sign board should be mounted at least 2' above the existing ground surface to facilitate ease of viewing.
- II. The posts should be set in a hole at least 4' deep with concrete footings to preclude downing by high winds.
- III. On the construction site, the sign should be positioned such that nothing obstructs the public's view from the primary street access point.
- IV. For construction projects that are developed in phases, the sign should be moved to the area that is under active construction.
- V. In situations where all phases of the construction project are completed on a property prior to expiration of the Dust Control Plan, a written request for cancellation of the Dust Control Plan must be submitted to the Engineer.

**3. The sign board shall contain the following information:**

- (a) Project Name
- (b) Name of Prime Contractor
- (c) Phone Number of Contractor's Employee Responsible for Dust Control Matters
- (d) County designated phone number (to be provided by the Engineer)
- (e) South Coast Air Quality Management District Phone Number

**4. The sign board shall be designed to the following alpha and numeric text dimensions (sign boards written in longhand are unacceptable).**

(a) For a permittee subject to the 4' x 4' sign requirement, the District provides the following example: (as modified by the County of Riverside for use on County Public Works projects)

1" UPPERCASE Letters →	PROJECT NAME:		3 ½ " Title Case Bold Letters ←
1" UPPERCASE Letters →	CONTRACTOR		3 ½ " Title Case Bold Letters ←
1" Title Case Letters →	Contractor's Dust Control Phone #		3" Bold Numbers ←
1" Title Case Letters →	County of Riverside Phone #		3" Bold Numbers ←
1" Title Case Letters →	Phone Number:	<b>SCAQMD 1-800-CUT-SMOG</b>	3 ½ " Bold Numbers ←

"Title Case" means the first letter of a word is capitalized and subsequent letters are lower case.

(b) For a permittee subject to the 4' x 8' sign requirement, the District provides the following example: (as modified by the County of Riverside)

2" UPPERCASE Letters	PROJECT NAME:	4" Title Case Bold Letters
2" UPPERCASE Letters	CONTRACTOR	4" Title Case Bold Letters
2" Title Case Letters	Contractor's Dust Control Phone #	4" Bold Numbers
2" Title Case Letters	County of Riverside Phone #	4" Bold Numbers
2" Title Case Letters	Phone Number:	4 ½" Bold Numbers
2" Title Case Letters	<p style="text-align: center;">SCAQMD 1-800-CUT-SMOG</p> <p style="text-align: center;">COUNTY OF RIVERSIDE TRANSPORTATION DEPARTMENT</p>	

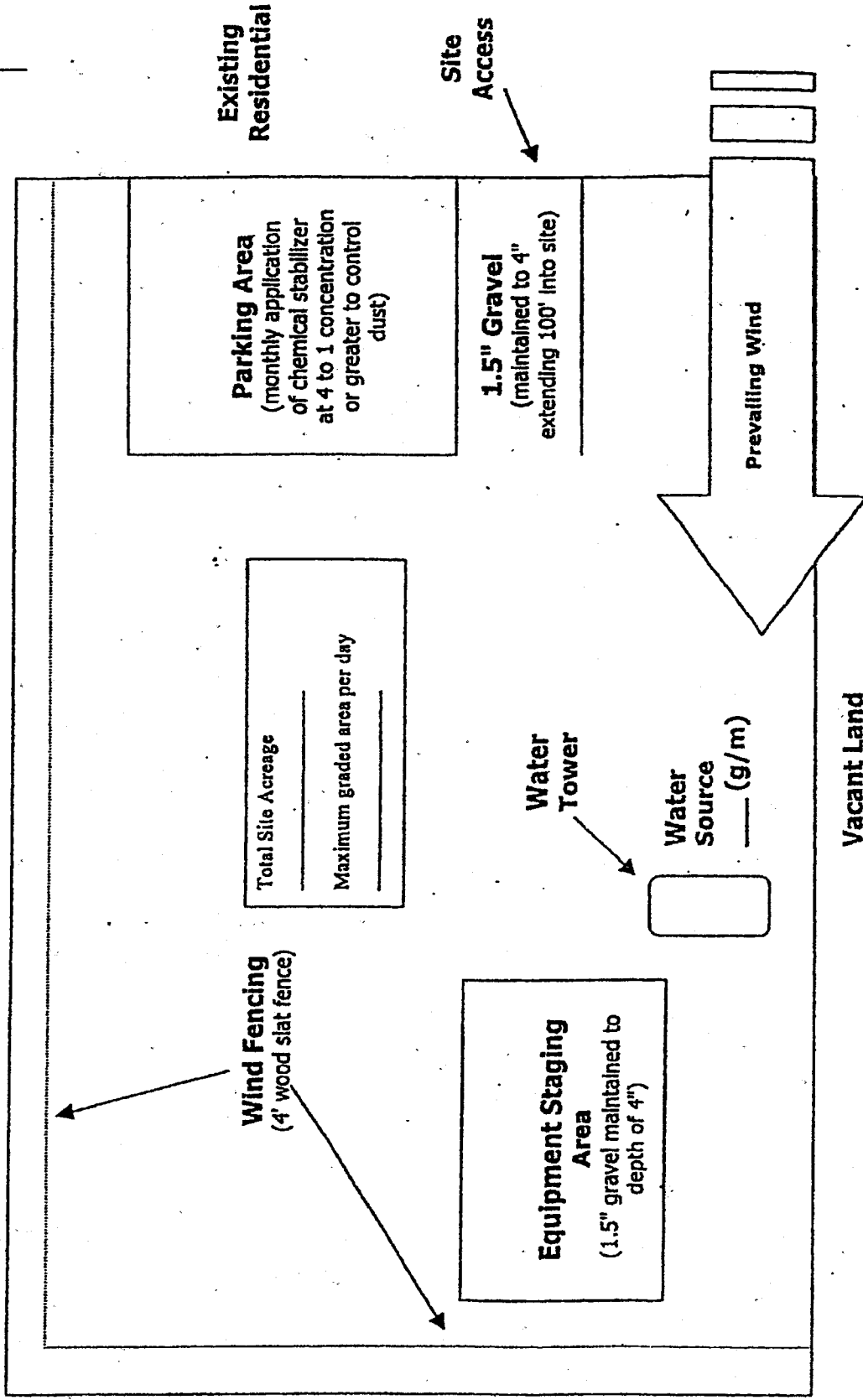
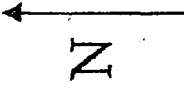


Section 1

Simplified Sample Site Plan

Existing Residential

Distance and location of nearest:  
 Residence \_\_\_\_\_  
 Business \_\_\_\_\_



Existing Residential

Site Access

**Parking Area**  
 (monthly application of chemical stabilizer at 4 to 1 concentration or greater to control dust)

**1.5" Gravel**  
 (maintained to 4" extending 100' into site)

Prevailing Wind

Total Site Acreage \_\_\_\_\_  
 Maximum graded area per day \_\_\_\_\_

Water Tower

Water Source  
 \_\_\_\_\_ (g/m)

Vacant Land

**Wind Fencing**  
 (4' wood slat fence)

**Equipment Staging Area**  
 (1.5" gravel maintained to depth of 4")

Existing Residential

Remember...  
**DUST CONTROL IS REQUIRED 24 HOURS A DAY, 7 DAYS A WEEK, REGARDLESS OF CONSTRUCTION STATUS**

## Plan Review Checklist Clearing/Grubbing/Mass Grading Phase

- If feasible, use grading permit conditions to break the project into phases so that only a portion of the site is disturbed at any given time to ensure control of fugitive dust. This technique is critical for project sites with greater than 100 acres.
  
- Prior to initiating activity, pre-water site through use of portable irrigation lines. At least 72 hours of pre-watering is recommended for each area prior to initiating earth-movement. Require the Applicant to specify water source and available flow rate (g/m).
  
- Water applied continuously to all disturbed portions of the site by means of water truck/water pull as necessary to maintain sufficient visible moisture on the soil surface. For reference, one 2,000 gallon water truck can treat approximately 4 acres of active construction per hour. Also, for cut and fill activities, one 10,000 gallon water pull is estimated to be necessary for each 7,000 cubic yards of daily earth-movement. Multiple 4,000-gallon water trucks may be used in place of one 10,000-gallon water pull. Touch and visual contrast are reasonably good indicators of soil moisture. Surface areas that are dry to the touch and appear lighter-colored require the application of additional water to prevent visible or fugitive dust. Require the Applicant to specify the number of watering vehicles available for dust control during mass grading and during off-hours as well as availability of back-up water trucks if the site experiences dust control problems.
  
- Water towers are necessary for projects with more than 10 acres of active construction. Without a water tower, it can take up to 30 minutes to fill a 2,000 gallon water truck. Also, multiple water towers are necessary for projects that use water pulls as filling one 10,000 gallon water pull can drain a water tower which takes up to 40 minutes to refill.
  
- Wind fencing is necessary between the site and nearby residences or businesses. Off-site upwind fencing and on-site wind fencing for larger projects can also keep blow sand from being deposited onto the site or traveling through the site.
  
- A perimeter watering system consisting of portable irrigation equipment may be an effective mitigation system to protect surrounding residences and businesses. The portable watering system may be used in place of or in conjunction with watering trucks. The local jurisdiction may also be provided access to this equipment.

Remember...

**DUST CONTROL IS REQUIRED 24 HOURS A DAY, 7 DAYS A WEEK,  
REGARDLESS OF CONSTRUCTION STATUS**

Construction site accesses are to be improved with 1.5" gravel maintained to a depth of 4", at least 20' wide, and extending 100 feet into the site. If the project site is not balanced, a wheel washing system and/or ribbed steel plates should be placed in the roadway before the vehicle enters the graveled area to clean the tires and prevent trackout.

Equipment staging areas are to be treated with 1.5" gravel maintained to a depth of 4".

Employee parking areas are to be covered with 1.5" gravel maintained to a depth of 4" or treated with chemical dust suppressants at a 4 to 1 ratio on at least a monthly basis to prevent fugitive dust.

Chemical dust suppressants are to be mixed at a ratio of 20 to 1 and applied to all disturbed surfaces that are proposed to remain inactive for a period of at least 10 consecutive days. These products are effective in preventing and controlling dust. Recordkeeping is necessary to demonstrate compliance.

All project sites greater than 100 acres shall monitor daily wind speeds and AQMD forecasted wind events (call 1.800.CUT.SMOG, press one for air quality information, and then press five for Coachella Valley wind forecasts). Operators shall maintain these records for review by any local code enforcement officer or AQMD inspector.

An environmental observer whose primary duty is to oversee dust control at the site is to be used for construction projects greater than 100 acres and/or sites with more than 50 acres of active construction. The environmental observer is tasked with monitoring dust abatement measures and authorized to deploy additional water trucks and other dust control actions (i.e., wind fencing, street sweepers, chemical dust suppressants, etc.) as necessary to prevent or control fugitive dust.

Other (specify): \_\_\_\_\_  
\_\_\_\_\_  
\_\_\_\_\_  
\_\_\_\_\_  
\_\_\_\_\_

**Remember...**  
**DUST CONTROL IS REQUIRED 24 HOURS A DAY, 7 DAYS A WEEK,**  
**REGARDLESS OF CONSTRUCTION STATUS**

## Plan Review Checklist Finish Grading Phase

- Water applied continuously to all disturbed portions of the site by means of water truck/water pull as necessary to maintain sufficient visible moisture on the soil surface. For reference, one 2,000 gallon water truck can treat approximately 4 acres of active construction per hour. Also, for cut and fill activities, one 10,000 gallon water pull is estimated to be necessary for each 7,000 cubic yards of daily earth-movement. Multiple 4,000-gallon water trucks may be used in place of a 10,000-gallon water pull. Touch and visual contrast are reasonably good indicators of soil moisture. Surface areas that are dry to the touch and appear lighter-colored require the application of additional water to prevent visible or fugitive dust. Require the Applicant to specify the number of watering vehicles available for dust control during finish grading and during off-hours as well as availability of back-up water trucks if the site experiences dust control problems.
  
- Water towers are necessary for projects with more than 10 acres of active construction. Without a water tower, it can take up to 30 minutes to fill a 2,000 gallon water truck. Also, multiple water towers are necessary for projects that use water pulls as filling one 10,000 gallon water pull can drain a water tower which takes up to 40 minutes to refill.
  
- Wind fencing is necessary between the site and nearby residences or businesses to reduce fugitive dust. Off-site upwind fencing and on-site wind fencing for larger projects can also keep blowsand from being deposited onto the site or traveling through a site.
  
- Chemical dust suppressants are to be applied at a concentration of at least 10 to 1 to finish graded areas once final elevations have been reached. For areas that will remain inactive for longer periods, vegetation can be a cost-effective alternative to chemical stabilization. Wind fencing or other obstructions can keep the stabilized area free from future disturbances.
  
- Construction site access(es) are to be improved with 1.5" gravel maintained to a depth of at least 4" with a minimum width of at least 20', extending 100 feet into the project site.
  
- Equipment staging areas are to be treated with 1.5" gravel maintained to a depth of 4".
  
- Internal roadway networks are to be treated with chemical dust suppressants at a minimum rate of at least 4 to 1 and retreated on a monthly basis once final roadway elevations have been reached.
  
- Employee parking areas are to be treated with chemical dust suppressants at a mix ratio of at least 4 to 1 and retreated on at least a monthly basis or covered with 1.5" gravel maintained to a depth of 4" to prevent fugitive dust.
  
- Other (specify): \_\_\_\_\_  
\_\_\_\_\_  
\_\_\_\_\_

**Remember...**  
**DUST CONTROL IS REQUIRED 24 HOURS A DAY, 7 DAYS A WEEK,**  
**REGARDLESS OF CONSTRUCTION STATUS**

## Plan Review Checklist Construction Phase

Water applied continuously to all disturbed portions of the site by means of water truck/water pull is necessary to maintain sufficient visible moisture on the soil surface. For reference, one 2,000 gallon water truck can treat approximately 4 acres of active construction per hour. Touch and visual contrast are reasonably good indicators of soil moisture. Surface areas that are dry to the touch and appear lighter-colored require the application of additional water to prevent visible or fugitive dust. Require the Applicant to specify the number of watering vehicles available for dust control during the construction phase and during off-hours as well as availability of back-up water trucks if the site experiences dust control problems.

Wind fencing is necessary between the site and nearby residences or businesses. Off-site upwind fencing and on-site wind fencing for larger projects can also keep blowsand from being deposited onto the site or traveling through the site. Block walls, if part of the final project, can replace wind fencing during the construction phase.

Chemical dust suppressants are to be applied at a concentration of at least 20 to 1 to finish graded areas once final elevations have been reached. For areas that will remain inactive for longer periods, vegetation can be a cost-effective alternative to chemical stabilization. Wind fencing or other obstructions can keep the stabilized area free from future disturbances.

Construction site accesses are to be improved with 1.5" gravel, maintained to a depth of 4", with a width of at least 20', extending 100' into the project site. Paving internal roadways can substitute for gravel.

Internal roadway networks are to be paved as early as feasible in the construction phase. Street sweeping of internal and/or external access roads will likely be required to control entrained road dust.

Employee parking areas are to be treated with chemical dust suppressants at a mix ratio of no less than 4 to 1 and retreated on a monthly basis, or more frequently if fugitive dust is observed. If internal roadway is complete, employees are to be instructed to park on paved roads.

Other (specify): \_\_\_\_\_  
\_\_\_\_\_  
\_\_\_\_\_  
\_\_\_\_\_  
\_\_\_\_\_

**Remember...**  
**DUST CONTROL IS REQUIRED 24 HOURS A DAY, 7 DAYS A WEEK,**  
**REGARDLESS OF CONSTRUCTION STATUS**

## RULE 403 IMPLEMENTATION HANDBOOK

---

### REASONABLY AVAILABLE CONTROL MEASURES

Paragraph (d)(3) of Rule 403 allows activities outside the South Coast Air Basin (see Figure 2-1) to implement reasonably available control measures in lieu of best available control measures. Additionally, as specified by subparagraph (f)(3)(D) of Rule 403, any person seeking approval of a fugitive dust emissions control plan for projects outside the South Coast Air Basin must demonstrate to the satisfaction of the District that the given activity is employing all reasonably available fugitive dust control measures.

The District has prepared the attached listing of reasonably available fugitive dust control measures for a variety of source categories. This list is based on the U.S. Environmental Protection Agency's reference document entitled, "Control of Open Fugitive Dust Sources," Midwest Research Institute, September 1988.

The District encourages the use of those dust control measures that minimize the use of potable water. When water is needed, reclaimed water should be utilized to the greatest extent feasible.

# RULE 403 IMPLEMENTATION HANDBOOK

## REASONABLY AVAILABLE CONTROL MEASURES

The left column contains a listing of the sources of fugitive dust which are intended for emission control under District Rule 403 and a listing of control measures and high-wind measures. The right column contains a description of the reasonably available fugitive dust control measures for each of the sources.

Source: (1) Land Clearing/Earth-Moving

### CONTROL MEASURES

### DESCRIPTION

- |                                |  |
|--------------------------------|--|
| (A) Watering                   | (1) Application of water by means of trucks, hoses and/or sprinklers prior to conducting any land clearing. This will increase the moisture content of the soils; thereby increasing its stability.  |
|                                | (2) Pre-application of water to depths of proposed cuts.   |
|                                | (3) Once the land clearing/earth moving activities are complete, a second application of water can generate a thin crust that stabilizes the disturbed surface area provided that it is not disturbed. (Security fencing can be used to prevent unwanted future disturbances of sites where a surface crust has been created). |
| (B) Chemical stabilizers       | (1) Only effective in areas which are not subject to daily disturbances.   |
|                                | (2) Vendors can supply information on product application and required concentrations to meet the specifications established by the Rule.  |
| (C) Wind fencing               | (1) Three- to five-foot barriers with 50% or less porosity located adjacent to roadways or urban areas can be effective in reducing the amount of windblown material leaving a site.   |
|                                | (2) Would likely be used in conjunction with other measures (e.g., watering, chemical stabilization, etc.) to ensure that visible emissions do not cross a property line.  |
| (D) Cover haul vehicles        | (1) Entire surface area of hauled earth should be covered once vehicle is full.  |
| (E) Bedliners in haul vehicles | (1) When feasible, use in bottom-dumping haul vehicles.  |

### HIGH WIND MEASURE

- (a) Cease all active operations; or
- (b) Apply water within 15 minutes to any soil surface which is being moved or otherwise disturbed.

Source: (2) Unpaved Roads

**CONTROL MEASURES**

**DESCRIPTION**

- |                            |   |
|----------------------------|---|
| (F) Paving                 | (1) Requires street sweeping/cleaning if subject to material accumulation.  |
| (G) Chemical stabilization | (1) Vendors can supply information as to application methods and concentrations to meet the specifications established by the Rule<br>(2) Not recommended for high volume or heavy equipment traffic use. |
| (H) Watering               | (1) In sufficient quantities to keep surface moist.<br>(2) Required application frequency will vary according to soil type, weather conditions, and vehicular use.  |
| (I) Reduce speed limits    | (1) 15 mile per hour maximum. May need to be used in conjunction with watering or chemical stabilization to prevent visible emissions from crossing the property line.                                    |
| (J) Reduce vehicular trips | (1) Access restriction or redirecting traffic to reduce vehicle trips by a minimum of 60 percent.   |
| (K) Gravel                 | (1) Gravel maintained to a depth of four inches can be an effective measure.<br>(2) Should only be used in areas where paving, chemical stabilization or frequent watering is not feasible.               |

**HIGH WIND MEASURE**

- (c) Apply a chemical stabilizer (to meet the specifications established by the Rule) prior to wind events; or
- (d) Apply water once each hour; or
- (e) Stop all vehicular traffic.



# RULE 403 IMPLEMENTATION HANDBOOK

Source: (3) Storage Piles

## CONTROL MEASURES

### DESCRIPTION

- (L) Wind sheltering
  - (1) Enclose in silos.
  - (2) Install three-sided barriers equal to height of material, with no more than 50 percent porosity.
- (M) Watering
  - (1) Application methods include: spray bars, hoses and water trucks.
  - (2) Frequency of application will vary on site-specific conditions.
- (N) Chemical stabilizers
  - (1) Best for use on storage piles subject to infrequent disturbances.
- (O) Altering load-in/load-out procedures
  - (1) Confine load-in/load-out procedures to leeward (downwind) side of the material.
  - (2) May need to be used in conjunction with wind sheltering to prevent visible emissions from crossing the property line.
- (P) Coverings
  - (1) Tarps, plastic, or other material can be used as a temporary covering.
  - (2) When used, these should be anchored to prevent wind from removing coverings.

## HIGH WIND MEASURE

- (f) Apply chemical stabilizers (to meet the specifications established by the Rule) prior to wind events; or
- (g) Apply water once per hour; or
- (h) Install temporary covers.

Source: (4) Paved Road Track-Out

**CONTROL MEASURES**

(Q) Chemical stabilization

**DESCRIPTION**

- (1) Most effective when used on areas where active operations have ceased.
- (2) Vendors can supply information on methods for application and required concentrations.

(R) Sweep/clean roadways

- (1) Either sweeping or water flushing may be used.

(S) Cover haul vehicles

- (1) Entire surface area should be covered once vehicle is full.

(T) Bedliners in haul vehicles

- (1) When feasible, use in bottom dumping vehicles.

(U) Site access improvement

- (1) Pave internal roadway system.
- (2) Most important segment, last 100 yards from the connection with paved public roads

**HIGH WIND MEASURE**

- (i) Cover all haul vehicles; and
- (j) Clean streets with water flushing, unless prohibited by the Regional Water Quality Control Board.

RULE 403 IMPLEMENTATION HANDBOOK

Source: (5) Disturbed Surface Areas/ Inactive Construction Sites

CONTROL MEASURES

DESCRIPTION

- (Q) Chemical stabilization
  - (1) Most effective when used on areas where active operations have ceased.
  - (2) Vendors can supply information on methods for application and required concentrations.
- (R) Watering
  - (1) Requires frequent applications unless a surface crust can be developed.
- (S) Wind fencing
  - (1) Three- to five-foot barriers with 50% or less porosity adjacent to roadways or urban areas can be effective in reducing the amount of wind blown material leaving a site.
- (T) Vegetation
  - (1) Establish as quickly as possible when active operations have ceased.
  - (2) Use of drought tolerant, native vegetation is encouraged.

HIGH WIND MEASURES

- (k) Apply chemical stabilizers (to meet the specifications established by the Rule); or
- (l) Apply water to all disturbed surface areas 3 times per day.

## BEST AVAILABLE CONTROL MEASURES

Rule 403, paragraph (d)(2) requires active operations [defined in Rule 403, paragraph (c)(1)] within the South Coast Air Basin (see Figure 2-1) to implement at least one best available control measure for each fugitive dust source type on site. Additionally, as specified by subparagraph (f)(3)(D) of Rule 403, any person seeking approval of a fugitive dust emissions control plan for projects within the South Coast Air Basin must demonstrate to the satisfaction of the AQMD that the given activity is employing all best available fugitive dust control measures.

The AQMD has prepared the attached listing of best available fugitive dust control measures for a variety of source categories. This list is based on the U.S. Environmental Protection Agency's reference document entitled, "Fugitive Dust Background Document and Technical Information Document for Best Available Control Measures," Office of Air and Radiation, September 1992.

The AQMD encourages the use of those dust control measures that minimize the use of potable water. When water is needed, reclaimed water should be utilized to the greatest extent feasible.

# RULE 403 IMPLEMENTATION HANDBOOK

## BEST AVAILABLE CONTROL MEASURES

The left column contains a listing of the sources of fugitive dust which are intended for emission control under District Rule 403 and a listing of control measures and high-wind measures. The right column contains a description of the best available fugitive dust control measures for each of the sources.

Source: (I) Land Clearing/Earth-Moving

### CONTROL MEASURES

#### DESCRIPTION

- |                                |   |
|--------------------------------|---|
| (A) Watering (pre-grading)     | (1) Application of water by means of trucks, hoses and/or sprinklers prior to conducting any land clearing. This will increase the moisture content of the soils; thereby increasing its stability.   |
| (A-1) Watering (post-grading)  | (2) Pre-application of water to depths of proposed cuts.  |
| (A-2) Pre-grading planning     | (1) In active earth-moving areas water should be applied at sufficient frequency and quantity to prevent visible emissions from extending more than 100 feet from the point of origin.  |
| (B) Chemical stabilizers       | (1) Grade each phase separately, timed to coincide with construction phase; or<br>(2) Grade entire project, but apply chemical stabilizers or ground cover to graded areas where construction phase begins more than 60 days after grading phase ends.    |
| (C) Wind fencing               | (1) Only effective in areas which are not subject to daily disturbances.<br>(2) Vendors can supply information on product application and required concentrations to meet the specifications established by the Rule.                                     |
| (D) Cover haul vehicles        | (1) Three- to five-foot barriers with 50% or less porosity located adjacent to roadways or urban areas can be effective in reducing the amount of windblown material leaving a site. Must be implemented in conjunction with either measure (A-1) or (B). |
| (E) Bedliners in haul vehicles | (1) Entire surface area of hauled earth should be covered once vehicle is full.<br>(1) When feasible, use in bottom-dumping haul vehicles.  |

### HIGH WIND MEASURE

- (a) Cease all active operations; or
- (b) Apply water within 15 minutes to any soil surface which is being moved or otherwise disturbed.

# RULE 403 IMPLEMENTATION HANDBOOK

Source: (2) Unpaved Roads

## CONTROL MEASURES

## DESCRIPTION

- |                            |   |
|----------------------------|---|
| (F) Paving                 | (1) Requires street sweeping/cleaning if subject to material accumulation.  |
| (G) Chemical stabilization | (1) Vendors can supply information as to application methods and concentrations to meet the specifications established by the Rule<br>(2) Not recommended for high volume or heavy equipment traffic use. |
| (H) Watering               | (1) In sufficient quantities to keep surface moist.<br>(2) Required application frequency will vary according to soil type, weather conditions, and vehicular use.  |
| (I) Reduce speed limits    | (1) 15 mile per hour maximum. May need to be used in conjunction with watering or chemical stabilization to prevent visible emissions from crossing the property line.                                    |
| (J) Reduce vehicular trips | (1) Access restriction or redirecting traffic to reduce vehicle trips by a minimum of 60 percent.   |
| (K) Gravel                 | (1) Gravel maintained to a depth of four inches can be an effective measure.<br>(2) Should only be used in areas where paving, chemical stabilization or frequent watering is not feasible.               |

## HIGH WIND MEASURE

- (a) Apply a chemical stabilizer (to meet the specifications established by the Rule ) prior to wind events; or  
(b) Apply water once each hour; or  
(c) Stop all vehicular traffic.

## RULE 403 IMPLEMENTATION HANDBOOK

Source: (3) Storage Piles

### CONTROL MEASURES

### DESCRIPTION

- |  |  |
|--|--|
| (L) Wind sheltering                      | (1) Enclose in silos.<br>(2) Install three-sided barriers equal to height of material, with no more than 50 percent porosity.                                  |
| (M) Watering                             | (1) Application methods include: spray bars, hoses and water trucks.<br>(2) Frequency of application will vary on site-specific conditions.                    |
| (N) Chemical stabilizers                 | (1) Best for use on storage piles subject to infrequent disturbances.  |
| (O) Altering load-in/load-out procedures | (1) Confine load-in/load-out procedures to leeward (downwind) side of the material.<br>Must be used in conjunction with either measure (L), (M), (N), or (P).  |
| (P) Coverings                            | (1) Tarps, plastic, or other material can be used as a temporary covering.<br>(2) When used, these should be anchored to prevent wind from removing coverings. |

### HIGH WIND MEASURE

- (a) Apply chemical stabilizers (to meet the specifications established by the Rule) prior to wind events; or  
(b) Apply water once per hour; or  
(c) Install temporary covers.

**RULE 403 IMPLEMENTATION HANDBOOK**

---

Source: (4) Paved Road Track-Out

**CONTROL MEASURES**

**DESCRIPTION**

Compliance with District Rule 403.

Paragraph (d)(5).

January 1999



## RULE 403 IMPLEMENTATION HANDBOOK

---

Source: (S) Disturbed Surface Areas/ Inactive Construction Sites

### CONTROL MEASURES

#### DESCRIPTION

- (Q) Chemical stabilization
- (1) Most effective when used on areas where active operations have ceased.
  - (2) Vendors can supply information on methods for application and required concentrations.
- (R) Watering
- (1) Requires frequent applications unless a surface crust can be developed.
- (S) Wind fencing
- (1) Three- to five-foot barriers with 50% or less porosity adjacent to roadways or urban areas can be effective in reducing the amount of wind blown material leaving a site. Must be used in conjunction with either measure (Q), (R), or (T).
- (T) Vegetation
- (1) Establish as quickly as possible when active operations have ceased.\*

### HIGH WIND MEASURES

- (a) Apply chemical stabilizers (to meet the specifications established by the Rule); or
- (b) Apply water to all disturbed surface areas 3 times per day.

---

\* Use of drought tolerant, native vegetation is encouraged.

TABLE 1

BEST [REASONABLY]\* AVAILABLE CONTROL MEASURES FOR HIGH WIND CONDITIONS

<b>FUGITIVE DUST SOURCE CATEGORY</b>	<b><u>CONTROL MEASURES</u></b>
<b>Earth-moving</b>	(1A) Cease all active operations; OR (2A) Apply water to soil not more than 15 minutes prior to moving such soil.
<b>Disturbed surface areas</b>	(0B) On the last day of active operations prior to a weekend, holiday, or any other period when active operations will not occur for not more than four consecutive days: apply water with a mixture of chemical stabilizer diluted to not less than 1/20 of the concentration required to maintain a stabilized surface for a period of six months; OR (1B) Apply chemical stabilizers prior to wind event; OR (2B) Apply water to all unstabilized disturbed areas 3 times per day. If there is any evidence of wind driven fugitive dust, watering frequency is increased to a minimum of four times per day; OR (3B) Take the actions specified in Table 2, Item (3c); OR (4B) Utilize any combination of control actions (1B), (2B), and (3B) such that, in total, these actions apply to all disturbed surface areas.
<b>Unpaved roads</b>	(1C) Apply chemical stabilizers prior to wind event; OR (2C) Apply water twice [once] per hour during active operation; OR (3C) Stop all vehicular traffic.
<b>Open storage piles</b>	(1D) Apply water twice [once] per hour; OR (2D) Install temporary coverings.
<b>Paved road track-out</b>	(1E) Cover all haul vehicles; OR (2E) Comply with the vehicle freeboard requirements of Section 23114 of the California Vehicle Code for both public and private roads.
<b>All Categories</b>	(1F) Any other control measures approved by the Executive Officer and the U.S. EPA as equivalent to the methods specified in Table 1 may be used.

\* Measures in [brackets] are reasonably available control measures and only apply to sources not within the South Coast Air Basin.

**TABLE 2**  
**DUST CONTROL ACTIONS FOR EXEMPTION FROM PARAGRAPH (d)(4)\***

<b><u>FUGITIVE DUST SOURCE CATEGORY</u></b>	<b><u>CONTROL ACTIONS</u></b>
<b>Earth-moving (except construction cutting and filling areas, and mining operations)</b>	<p>(1a) Maintain soil moisture content at a minimum of 12 percent, as determined by ASTM method D-2216, or other equivalent method approved by the Executive Officer, the California Air Resources Board, and the U.S. EPA. Two soil moisture evaluations must be conducted during the first three hours of active operations during a calendar day, and two such evaluations each subsequent four-hour period of active operations; OR</p> <p>(1a-1) For any earth-moving which is more than 100 feet from all property lines, conduct watering as necessary to prevent visible dust emissions from exceeding 100 feet in length in any direction.</p>
<b>Earth-moving: Construction fill areas:</b>	<p>(1b) Maintain soil moisture content at a minimum of 12 percent, as determined by ASTM method D-2216, or other equivalent method approved by the Executive Officer, the California Air Resources Board, and the U.S. EPA. For areas which have an optimum moisture content for compaction of less than 12 percent, as determined by ASTM Method 1557 or other equivalent method approved by the Executive Officer and the California Air Resources Board and the U.S. EPA, complete the compaction process as expeditiously as possible after achieving at least 70 percent of the optimum soil moisture content. Two soil moisture evaluations must be conducted during the first three hours of active operations during a calendar day, and two such evaluations during each subsequent four-hour period of active operations.</p>

\* Measures in [brackets] are reasonably available control measures and only apply to sources not within the South Coast Air Basin.

TABLE 2 (Continued)

<b><u>FUGITIVE DUST SOURCE CATEGORY</u></b>	<b><u>CONTROL ACTIONS</u></b>
<b>Earth-moving: Construction cut areas and mining operations:</b>	(1c) Conduct watering as necessary to prevent visible emissions from extending more than 100 feet beyond the active cut or mining area unless the area is inaccessible to watering vehicles due to slope conditions or other safety factors.
<b>Disturbed surface areas (except completed grading areas)</b>	(2a/b) Apply dust suppression in sufficient quantity and frequency to maintain a stabilized surface. Any areas which cannot be stabilized, as evidenced by wind driven fugitive dust must have an application of water at least twice per day to at least 80 [70] percent of the unstabilized area.
<b>Disturbed surface areas: Completed grading areas</b>	(2c) Apply chemical stabilizers within five working days of grading completion; OR  (2d) Take actions (3a) or (3c) specified for inactive disturbed surface areas.
<b>Inactive disturbed surface areas</b>	(3a) Apply water to at least 80 [70] percent of all inactive disturbed surface areas on a daily basis when there is evidence of wind driven fugitive dust, excluding any areas which are inaccessible to watering vehicles due to excessive slope or other safety conditions; OR  (3b) Apply dust suppressants in sufficient quantity and frequency to maintain a stabilized surface; OR  (3c) Establish a vegetative ground cover within 21 [30] days after active operations have ceased. Ground cover must be of sufficient density to expose less than 30 percent of unstabilized ground within 90 days of planting, and at all times thereafter; OR  (3d) Utilize any combination of control actions (3a), (3b), and (3c) such that, in total, these actions apply to all inactive disturbed surface areas.

\* Measures in [brackets] are reasonably available control measures and only apply to sources not within the South Coast Air Basin.

January 1999

TABLE 2 (Continued)

<u>FUGITIVE DUST SOURCE CATEGORY</u>	<u>CONTROL ACTIONS</u>
Unpaved Roads	(4a) Water all roads used for any vehicular traffic at least once per every two hours of active operations [3 times per normal 8 hour work day]; OR (4b) Water all roads used for any vehicular traffic once daily and restrict vehicle speeds to 15 miles per hour; OR (4c) Apply a chemical stabilizer to all unpaved road surfaces in sufficient quantity and frequency to maintain a stabilized surface.
Open storage piles	(5a) Apply chemical stabilizers; OR (5b) Apply water to at least 80 [70] percent of the surface area of all open storage piles on a daily basis when there is evidence of wind driven fugitive dust; OR (5c) Install temporary coverings; OR (5d) Install a three-sided enclosure with walls with no more than 50 percent porosity which extend, at a minimum, to the top of the pile.
<u>All Categories</u>	(6a) Any other control measures approved by the Executive Officer and the U.S. EPA as equivalent to the methods specified in Table 2 may be used.

\* Measures in [brackets] are reasonably available control measures and only apply to sources not within the South Coast Air Basin.

January 1999

**TABLE 3**  
**TRACK-OUT CONTROL OPTIONS**  
**PARAGRAPH (d)(5)(B)**

**CONTROL OPTIONS**

(1)	Pave or apply chemical stabilization at sufficient concentration and frequency to maintain a stabilized surface starting from the point of intersection with the public paved surface, and extending for a centerline distance of at least 100 feet and a width of at least 20 feet.
(2)	Pave from the point of intersection with the public paved road surface, and extending for a centerline distance of at least 25 feet and a width of at least 20 feet, and install a track-out control device immediately adjacent to the paved surface such that exiting vehicles do not travel on any unpaved road surface after passing through the track-out control device.
(3)	Any other control measures approved by the Executive Officer and the U.S. EPA as equivalent to the methods specified in Table 3 may be used.

January 1999

**ROAD REHABILITATION AND SAFETY PROJECTS**

**GAVILAN ROAD RESURFACING – MULTIVIEW ROAD TO HIDALGO DRIVE**

**PROJECT NO. B8-0668**

**AND**

**GAVILAN ROAD STRIPING – CAJALCO ROAD TO LAKE MATHEWS DRIVE  
GAVILAN ROAD, SANTA ROSA MINE ROAD & LAKE MATHEWS DRIVE  
GUARDRAIL PROJECTS**

**PROJECT NO. C0-0510 & B5-0671**

**SPECIAL PROVISIONS**

**DESCRIPTION:**

In general, the road rehabilitation project on Gavilan Road is between Multiview Road and Hidalgo Drive. This work includes pulverizing the existing pavement, place asphalt treated permeable base material, place Hot Mix Asphalt, construct concrete curb & gutter, cross-gutter & spandrels, driveways, replace existing asphalt concrete dikes and overside drains, place sub-grade drains and edge drains, place shoulder backing, repair and/or replacement of pavement to existing driveways and side roads, place thermoplastic pavement marking, striping, centerline rumble strip and other work as may be required.

The safety projects include restriping Gavilan Road from Cajalco Road to Lake Mathews Drive, and a portion of Santa Rosa Mine Road and guardrail construction on Gavilan Road south of Eldridge Drive, Santa Rosa Mine Road, south of Lake Mathews Drive and Lake Mathews Drive, between Malta Road and Capello Drive. This work includes shoulder widening, placement of metal beam guardrail with reflective markers, AC berm, thermoplastic pavement marking, striping, raised pavement markers, centerline rumble strip and other work as may be required.

All in the Gavilan Hills Area of Riverside County, south of Lake Mathews.

**SPECIFICATIONS:**

This project shall conform to the requirements of the May 2006 edition of the Standard Specifications and Standard Plans as issued by the State of California Department of Transportation.

Requirements on the construction plans for Portland Cement Concrete are modified to the PCC Class designations, as described in Section 90-1.01 of the 2006 Standard Specifications, as follows:

Class "A" shall mean Class "2"  
Class "B" shall mean Class "3"  
Class "C" shall mean Class "4"  
Class "D" shall mean Class "1"

**RECORD DRAWINGS:**

The Contractor shall keep one clean set of bond originals to note any changes which take place during construction. These changes to the original plans and/or specifications shall be noted at the appropriate locations with the appropriate changes indicated in red pencil or ink. The Contractor shall note in large letters "RECORD DRAWINGS" on the Title Sheet of the plans. The job will not be finalized by the Engineer until these record drawings have been completed to the satisfaction of the Engineer. The changes shall be noted on the plans as the changes occur. The record drawings shall be submitted to the Resident Engineer, and become the property of the County at conclusion of the project.

Full compensation for maintaining and compiling the record drawings shall be considered to be included in other items of work and no additional compensation will be allowed therefor.

**DISPOSAL OF EXCESS EXCAVATION OR MATERIALS:**

Excess earth excavation, pavement grindings and other excess materials resulting from construction operations shall be disposed of by the Contractor outside of the highway right of way, as provided in Section 7-1.13 of the Standard Specifications.

The second paragraph of Section 7-1.13 of the Standard Specifications is modified to read as follows:

When any material is to be disposed of outside the highway right of way, and the County of Riverside has not made arrangements for the disposal of such material, the Contractor shall first obtain written authorization from the property owner on whose property the disposal is to be made and he shall file with the Engineer said authorization or a certified copy thereof together with a written release from the property owner absolving the County of Riverside from any and all responsibility in connection with the disposal of material on said property. If the disposal of materials is to be made at an established disposal facility that is available for public use, the Contractor shall retain all authorizations and receipts from said disposal facility and shall provide copies to the Engineer upon request.



**LIQUIDATED DAMAGES:**

The Contractor shall diligently prosecute the work to completion before the expiration of **40** working days from the date stated in the "Notice to Proceed". The Contractor shall pay to the County of Riverside the sum of **\$5000.00** per day, for each and every calendar day's delay in finishing the work in excess of the number of working days prescribed above.

Paving work within the project is further divided into its own time of completion and liquidated damages as follows:

The Contractor shall have **30** working days to complete all pavement related work on Gavilan Road with additional liquidated damages of **\$5,000.00** per day.

**COOPERATION:**

Attention is directed to Section 7-1.14, "Cooperation" of the Standard Specifications and these Special Provisions.

The Contractor is hereby advised to cooperate with utility companies (WMWD and/or others) for adjusting water valves, manholes and other facilities to grade.

Should construction be under way by other forces or by other Contractors within or adjacent to those limits, the Contractor shall cooperate with all the other Contractors or other forces to the end that any delay or hindrance to their work will be avoided. The right is reserved to perform other or additional work at or near the site (including material sources) at any time, by the use of other forces.

**CONSTRUCTION PROJECT FUNDING IDENTIFICATION SIGNS:**

The Contractor shall furnish and install **two (2)** Construction Project Funding Identification Signs (4' X 8'); the signs shall be installed at locations on Gavilan Road to be determined by the Engineer, within or near the project limits, in accordance with the relevant requirements of Section 56-2 of the Standard Specifications and the appropriate details of Standard Plans RS1 through RS4 for two post installation of signs, and as directed by the Engineer.

A reference exhibit displaying the text and colors of the sign will be provided to the Contractor prior to construction (A preliminary exhibit is attached to these Special Provisions). The Contractor shall submit a copy of the final sign design for approval by the resident Engineer prior to fabrication.

The Contractor shall submit to the Engineer the final sign design in the form of an editable picture file in .eps format – Encapsulated PostScript file.

At the completion of the project, the signs will become property of the County. When directed by the Engineer, the Contractor shall remove all hardware from the signs. Posts and hardware shall become the property of the Contractor. The Contractor shall deliver and off-load the signs to the address listed below or as directed by the Engineer:

Traffic Signal Shop  
Riverside County Transportation Department  
McKenzie Highway Operations Center  
2950 Washington Street  
Riverside, California 92504  
Telephone (951) 955-6894

***Method of Payment***

The contract price paid **per each** for Construction Project Funding Identification Sign shall include full compensation for furnishing all labor, materials, tools, equipment, incidentals and for doing all the work including sign installation, transportation, maintenance, removal, delivery, excavation and backfill as specified in the Standard Specifications and these Special Provisions and no additional compensation will be allowed therefor.

**ITEMS OF WORK:**

**ORDER OF WORK:**

Order of work shall conform to the provisions in Section 5-1.05, "Order of Work" of the Standard Specifications and these Special Provisions.

Attention is directed to "Water Pollution Control" of these Special Provisions regarding construction activities. Portions of the project are within the Harford Springs County Park and there are penalties for any construction activity that is not in compliance with the California Regional Water Quality Control Board (CRWQCB) – Santa Ana Region.

Attention is directed to "Clearing and Grubbing" of these Special Provisions regarding the limits of work. All construction activities, including material and equipment storage shall be within the existing roadway and graded shoulders. No equipment or vehicles, including personal vehicles, shall be allowed to park in Harford Springs County Park.

Attention is directed to Obstructions of these Special Provisions regarding underground utilities. There are underground telephone, gas and water mains in the direct vicinity of portions of the proposed guardrail. Contractor shall coordinate with the utilities to determine accurate locations and take appropriate precautions when placing guardrail posts.

Attention is directed to "Clearing and Grubbing" of these Special Provisions regarding Migratory Birds. Between March 1<sup>st</sup> and September 15<sup>th</sup>, the Contractor is required to comply with the provisions described herein.

Attention is directed to "Liquidated Damages" of these Special Provisions regarding specific duration times for completion of work. Many local residents and businesses are dependent on Gavilan Road and there are liquidated damages for delays.

Attention is directed to "Public Convenience" of these Special Provisions regarding the Public Awareness Program and responding to communications with the public. The Contractor shall coordinate with the Public Affairs Officer retained by the County on project signage, responding to comments and complaints from the public and other public awareness requests as needed.

Attention is directed to "Public Convenience" of these Special Provisions regarding access to the residents and business in the vicinity of the project. The Contractor shall coordinate with property owners to provide clearly marked, unobstructed access to the roads and driveways.

Attention is directed to "Public Safety" of these Special Provisions regarding access for emergency vehicles. The Contractor shall provide continual 12 feet drivable access for emergency vehicles through the construction zones at all times.

Attention is directed to "Traffic Control System" of these Special Provisions regarding preparation of Traffic Control Plans. The Contractor is responsible for preparation and permitting of the Traffic Control Plans with the Riverside County Transportation Department.

Attention is directed to "Grind Asphalt Concrete in Place" of these Special Provisions regarding work procedure. At no time will traffic be allowed on pulverized material. Each working day, the Contractor will pullverize, grade, compact to 95%, and place the first lift of asphalt. No vertical drops are permitted between lanes during non-working hours. Transitions between lifts shall not exceed 2% or as approved by Engineer during non-working hours.

**TRAFFIC CONTROL SYSTEM/ PUBLIC CONVENIENCE/ PUBLIC SAFETY:**

Contractor shall prepare construction staging and traffic control plans for review and approval by the Transportation Department.

Proposed plans shall be submitted by the Contractor for review and approval by the Transportation Department at least two weeks prior to the start of construction. The construction staging and traffic control plans shall be prepared, signed and stamped by a Civil Engineer or Traffic Engineer who is registered as such in the State of California, unless otherwise specifically allowed by the Engineer. The Contractor shall revise and implement the plans as directed by the Construction Engineer. Construction shall not begin until the Engineer provides Contractor with County approval of the plans.

Construction staging and traffic control plans shall be in accordance with the appropriate standards and specifications for construction staging, detour roads, traffic control, including the State of California Highway Design Manual, the manual on Uniform Traffic Control Devices 2003 Edition, the corresponding California Supplement, and subsequent modifications as adopted by the State of California Department of Transportation, Standard Plans and Standard Specifications, and the Work Area Traffic Control Handbook (WATCH), as published by Building News, Inc. Any requests for deviation from the established design standards or specifications are to be submitted to the Construction Engineer for review and approval prior to submission of the required plans.

With regard to the preparation and implementation of the plans, attention is especially directed to Sections 7-1.06, 7-1.08, 7-1.09, 7-1.11, 7-1.12 and Section 12 of the State of California Standard Specifications. Section 12-2.02 of the Standard Specifications is deleted.

Maintaining traffic shall conform to the provisions in 7-1.02 "Load Limitations", 7-1.06 "Safety and Health Provisions", 7-1.08 "Public Convenience", 7-1.09 "Public Safety", and 12-3.04 "Portable Delineators" of the Standard Specifications, the Manual on Uniform Traffic Control Devices 2003 Edition, the corresponding California Supplement, and subsequent modifications as adopted by the State of California Department of Transportation, the Section of these contract documents entitled "Insurance - Hold Harmless", and these Special Provisions.

All existing traffic control signs and street name signs shall be maintained in visible locations as directed by the Engineer.

No detours will be provided, unless specifically allowed herein. The Contractor will be required to conduct his operations in such a manner that traffic will be permitted to pass through the work area with as little delay as possible.

All warning lights, signs, flares, barricades and other facilities for the sole convenience and direction of public traffic shall be furnished and maintained by the Contractor. All traffic control devices shall conform to and be placed in accordance with the Manual on Uniform Traffic Control Devices 2003 Edition, the corresponding California Supplement, and subsequent modifications as adopted by the State of California Department of Transportation.

All construction signs shall be either covered or removed when not required by the nature of the work or if no present hazard to the motorist exists.

The Contractor shall notify the appropriate regional notification center for operators of subsurface installations at least 2 working days, but not more than 14 calendar days, prior to commencing excavation for construction area sign posts. The regional notification centers include, but not limited to, the following:

Notification Center	Telephone Number
Underground Service Alert-Southern California (USA)	1-800-422-4133      1-800-227-2600 or 811

Excavations required to install construction area signs shall be performed by hand methods without the use of power equipment, except that power equipment may be used if it is determined there are no utility facilities in the area of the proposed post holes.

No payment for extra work will be allowed for work performed as specified in Section 12-2.02 (Flagging Costs) of the Standard Specifications. Flagging costs will be borne entirely by the Contractor.

Dust control shall conform to the provision of Section 10 of the Standard Specifications except that no extra work will be allowed when the Engineer orders the application of water for the

purpose of controlling dust caused by public traffic as provided for in the last paragraph of Section 10.

The Contractor shall be responsible to distribute an information letter pertaining to the planned work to all affected residences and businesses, at least one week prior to commencing work adjacent to those residences and businesses. It shall be the responsibility of the Contractor to design the information letter, obtain design approval from the Engineer, print sufficient copies, and distribute the letter. The Transportation Department logo shall be included on the letter. A computer file of the logo may be obtained from the Engineer in .WPG, .DXF, .DGN or .DWG format. The letter shall be similar to the sample provided by the Engineer, and shall include a project description, the scope of work, the anticipated construction schedule, and other information as appropriate.

The Contractor shall post temporary no parking signs on affected streets 24 hours prior to work on those streets. The temporary no parking signs shall state the anticipated dates and hours of work on those streets.

Payment - Full compensation, except as otherwise provided herein, for conforming to the requirements of this article, including furnishing, installing and maintaining all traffic control devices shown on the construction staging and traffic control plans, shall be paid for on a lump sum basis, and no additional compensation will be allowed therefor.

#### **PORTABLE CHANGEABLE MESSAGE SIGNS:**

Four (4) portable changeable message signs shall be furnished, placed, operated, and maintained at locations shown on the plans or where designated by the Engineer and shall conform to the provisions in Section 12, "Construction Area Traffic Control Devices" of the Standard Specifications and these Special Provisions. Messages displayed on the portable changeable message signs shall be as specified on the plans and shall conform to Section 12-3.12 "Portable Changeable Message Signs" of the Standard Specifications and "Maintaining Traffic" of these Special Provisions".

Full compensation for portable changeable message signs shall include all labor, materials, tools, equipment and incidentals, and for doing all work involved in furnishing, placing, operating, maintaining, repairing, transporting from location to location and removing portable changeable message signs as directed by the Engineer shall be considered as included in the lump sum price paid for Traffic Control System and no additional compensation will be allowed therefor.

#### **CLEARING AND GRUBBING:**

Clearing and grubbing (including but not limited to removal of trees, landscape, boulders, bollards, object markers, vegetation, and debris as shown on the plans and as directed by the Engineer) shall conform to the provisions in Section 16 of the Standard Specifications.

Vegetation within the graded shoulder, including trees, shall be removed or trimmed as shown on the plans and/or as directed by the Engineer.

Removed trees, vegetation, and debris shall be the property of the Contractor and shall be disposed of by the Contractor, as provided in Section 7-1.13 of the Standard Specifications.

### **Regulatory Requirements**

Attention is directed to the Federal Migratory Bird Treaty Act (15 USC 703-711) 50 CFR Part 21 and 50 CFR Part 10, and the California Department of Fish and Game Code Sections 3503, 3513 and 3800, that protect migratory birds, their occupied nests, and their eggs from disturbance or destruction.

### **Construction**

Ground disturbance, tree, shrub and/or vegetation removal that occurs between March 1<sup>st</sup> and September 15<sup>th</sup> will not commence until a preconstruction survey for nesting birds has verified that no active nests have been located or the Engineer has approved the beginning of work. If an active nest is located, construction within 500 feet of the nest must be avoided until the nest has been vacated and the young are independent of their parents.

Between March 1<sup>st</sup> and September 15<sup>th</sup>, the Contractor shall notify the Engineer 15 working days prior to beginning work disturbing structures, the ground or vegetation. The Engineer will approve the beginning of work disturbing the ground or vegetation between March 1<sup>st</sup> and September 15<sup>th</sup>.

The Contractor shall use exclusion techniques directed by the Engineer to prevent migratory birds from nesting in trees within the project limits.

If evidence of bird nesting is discovered, the Contractor shall not disturb the nesting birds or nests until the birds have naturally left the nests. If evidence of migratory bird nesting is discovered after beginning work, the Contractor shall immediately stop work within 500 feet of the nests and notify the Engineer. Work shall not resume until the Engineer provides a written notification that work may begin at or adjacent areas of the discovered bird nest locations.

Attention is directed to Section 8-1.05, "Temporary Suspension of Work" of the Standard Specifications.

Nothing in this section shall relieve the Contractor from providing for public safety in conformance with the provisions in Section 7-1.09, "Public Safety" of the Standard Specifications.

For the purpose of making partial payments pursuant to Section 9-1.06, "Partial Payments" of the Standard Specifications, the amount set forth for the contract item of work hereinafter listed shall be deemed to be maximum total value of said contract item of work which will be recognized for progress payment purposes:

Clearing and Grubbing - \$ 10,000.00

After acceptance of the contract pursuant to Section 7-1.17, "Acceptance of Contract" of the Standard Specifications, the amount, if any, payable for a contract item of work in excess of the

maximum value for progress payment purposes herein above listed for said item, will be included for payment in the first estimate made after acceptance of the contract.

**Payment:**

Full compensation, except as otherwise provided herein, for conforming to the requirements of this article including but not limited to removal of trees, landscape, boulders, bollards, object markers, vegetation, and debris at the locations shown on the plans and as directed by the Engineer shall be paid for on a lump sum basis and no additional compensation will be allowed therefor.

**DEVELOP WATER SUPPLY:**

Develop water supply shall conform to the provisions of Section 17 of the Standard Specifications and these Special Provisions.

Attention is directed to the requirements of Section 10, "Dust Control".

Full compensation for developing water supply and furnishing watering equipment shall be considered as included in the lump sum price paid for Develop Water Supply and no additional compensation will be allowed therefor.

**FINISHING ROADWAY:**

Finishing roadway shall conform to Section 22 of the Standard Specifications.

Full compensation, except as otherwise provided herein, for conforming to the requirements of this article shall be paid for on a lump sum basis and no separate payment will be made.

**WATER POLLUTION CONTROL (SANTA ANA – less than 1 acre):**

Throughout the term of this contract, the total land disturbance area of the project site shall be less than 1 acre. The Contractor shall comply the Area-Wide Municipal Stormwater Permit NPDES No. CAS618033, hereafter referred to in this section as the "Municipal Permit", issued by the California Regional Water Quality Control Board (CRWQCB) – Santa Ana Region. This permit regulates both stormwater and non-stormwater discharges associated with Contractor's construction activities. A copy of the Permit may be obtained at the office of the County of Riverside Transportation Department, 14<sup>th</sup> Street Transportation Annex, 3525 14<sup>th</sup> Street, Riverside, California. (951) 955-6780, or may be obtained on the internet at: <http://www.waterboards.ca.gov/santaana/>

The Contractor shall comply with the requirements of the Municipal Permit, and all applicable federal, state and local laws, ordinances, statues, rules, and regulations

Contractor's Water Pollution Control Program (WPCP) Preparation Manual shall be prepared by a Qualified SWPPP Developer in accordance with Section 3, "Preparing a Water Pollution Control

Program (WPCP)", of the *Caltrans Stormwater Pollution Prevention Plan (SWPPP) and Water Pollution Control Program (WPCP) Preparation Manual (March 2007)*, which is available as a free download from:

<http://www.dot.ca.gov/hq/construc/stormwater/manuals.htm>

## WATER POLLUTION CONTROL MEASURES

- A. Work having the potential to cause water pollution shall not commence until the Contractor's WPCP has been reviewed and approved by the Engineer. The Engineer's review and approval of the Contractor's WPCP shall not waive any contractual requirements and shall not relieve the Contractor from achieving and maintaining compliance with all federal, state, and local laws, ordinances, statutes, rules, and regulations. A copy of Contractor's WPCP shall be maintained onsite. When the WPCP or access to the construction site is requested by a representative of a federal, state, or local regulatory agency, Contractor shall make the WPCP available and Contractor shall immediately contact the Engineer. Requests from the public for the Contractor's WPCP shall be directed to the Engineer.
- B. Contractor's WPCP shall describe the Contractor's plan for managing runoff during each construction phase. Contractor's WPCP shall describe the Best Management Practices (BMPs) that will be implemented to control erosion, sediment, tracking, construction materials, construction wastes, and non-stormwater flows. BMP details shall be based upon California Stormwater Quality Association's 2009 California Stormwater Quality BMP Handbook Portal or the Caltrans Construction Site BMP Manual (<http://www.dot.ca.gov/hq/construc/stormwater/manuals.htm>). Contractor's WPCP shall describe installation, operation, inspection, maintenance, and monitoring activities that will be implemented for compliance with the Construction General Permit and all applicable federal, state, and local laws, ordinances, statutes, rules, and regulations related to the protection of water quality.
- C. The Contractor's WPCP preparer shall have been trained to prepare WPCPs or SWPPPs and shall have previous experience with preparing SWPPP or WPCP requirements on a previous project.

The Contractor shall designate a Water Pollution Control Manager that shall have been trained to implement WPCP or SWPPP requirements. Contractor's Water Pollution Control Manager shall:

1. Be responsible for all water pollution control work.
2. Be the Engineer's primary contact for all water pollution control work.
3. Have the authority to mobilize resources (crews, supplies, equipment, etc.) to make immediate repairs of water pollution control measures or to supplement water pollution control measures to maintain compliance with all federal, state, and local laws, ordinances, and regulations related to the protection of water quality, including the General Permit for Stormwater Discharges Associated with Construction and Land Disturbance Activities.



The WPCP shall contain all required and applicable certifications and evidence of training for the Water Pollution Control Manager, SWPPP Developer, and all other employees working on the project receiving formal training or certification.

D. Water Pollution Control Training: Contractor shall provide water pollution control training to Contractor's employees and subcontractors prior to their performing work on the work site. The water pollution control training shall be appropriate to the employee or subcontractor function and area of responsibility and shall address (as applicable):

1. Erosion Control (water and wind)
2. Sediment Control
3. Tracking Control
4. Materials & Waste Management
5. Non-Stormwater Discharge Management

E. Monitoring and Reporting: Observations and inspections conducted by the Contractor's Water Pollution Control Manager shall be documented on the Construction Site Inspection Checklist included in Contractor's WPCP. A copy of each completed Construction Site Inspection Checklist shall be submitted to the Engineer within 24 hours of conducting the inspection.

#### **General Requirements:**

In the event the County incurs any Administrative Civil Liability (fine) imposed by the CRWQCB – Santa Ana Region, as a result of Contractor's failure to fully implement the provisions of "Stormwater and Non-Stormwater Pollution Control", the Engineer, may, in the exercise of his sole judgment and discretion, withhold from payments otherwise due Contractor a sufficient amount to cover the Administrative Civil Liability including County staff time, legal counsel, consultant support costs and all other associated cost.

The Contractor shall be responsible for all costs and for any liability imposed by law as a result of the Contractor's failure to comply with the requirements set forth in "Water Pollution Control", including but not limited to, compliance with the applicable provisions of the Caltrans Handbooks, Construction General Permit, Federal, State, and local regulations. For the purpose of this paragraph, costs and liabilities include, but not limited to, fines, penalties, damages, and costs associated with defending against enforcement actions whether taken against the County or the Contractor, including those levied under the Federal Clean Water Act and the State Porter-Cologne Water Quality Act.

Within **ten (10)** working days after the award of the contract, the Contractor shall submit two (2) copies of the WPCP to the Engineer for review and approval. The Contractor shall allow **five (5)** working days for the Engineer to review the WPCP. If revisions are required as determined by the Engineer, the Contractor shall revise and resubmit the WPCP within three (3) working days of receipt of the Engineer's comments and shall allow **five (5)** working days for the Engineer to review the revisions. The Contractor shall submit four (4) copies of the approved WPCP to the Engineer prior to notice to proceed. The Contractor must have an approved WPCP prior to the notice to proceed. The Engineer may provide a letter of conditional approval of the Contractor's WPCP while minor revisions are made and may allow the Contractor to begin only those certain

construction activities identified in the letter of conditional approval. In no case will the conditional approval extend beyond twenty-one (21) calendar days. The Engineer may suspend construction operations until the Contractor submits a revised WPCP that is reviewed and approved by the Engineer.

Unless otherwise directed by the Engineer or specified in these Special Provisions, the Contractor's responsibility for WPCP implementation shall continue throughout any temporary suspension of work ordered in accordance with Section 8-1.05, "Temporary Suspension of the Work", of the Standard Specifications. The Engineer may withhold progress payments or order the suspension of construction operations without an extension of the contract time, if the Contractor fails to comply with the requirements of "Water Pollution Control" as determined by the Engineer.

All BMP repairs shall be implemented by the Contractor within 72 hrs. All BMP repairs shall also be implemented by the Contractor prior to a qualifying storm event, as defined in the Construction General Permit. The Contractor shall be responsible for bi-weekly, pre and post storm, and quarterly (Jan-Mar, Apr-Jun, Jul-Sept, and Oct-Dec) non-stormwater inspections. At the direction, the Contractor shall be responsible for providing any information for annual reporting purposes in electronic format, including inspection reports, photos, NOI, etc.

At the direction of the Engineer the Contractor shall conduct monitoring, sampling and analysis, and report preparation for conformance with Construction Permit, and the Municipal Permit. The Contractor will not be compensated for sampling and analysis work due to the Contractor's failure to properly implement, inspect, maintain, and repair BMPs in conformance with the approved WPCP and any amendments thereto, or for failing to store construction materials or wastes in watertight conditions.

Payment for Water Pollution Control shall be on a lump sum basis and shall include full compensation for the work performed, including obtaining Permit coverage, developing, preparing, revising, obtaining approval of, and amending the WPCP, implementing, installing, constructing, operating, maintaining, and removing and disposing of temporary BMPs, performing the observations, inspections, sampling, analysis, reporting, and street sweeping, and as specified in the Caltrans Handbooks, De Minimus Permit, Municipal Permit and these Special Provisions, and as directed by the Engineer.

### **Street Sweeping.**

The following special provision regarding "Street Sweeping" is being added to the contract document.

### **GENERAL**

#### **Summary**

This work includes street sweeping.

The SWPPP/MP shall describe and include the use of street sweeping as a Water Pollution Control practice for sediment control and tracking control. Street sweeping shall also conform to all applicable AQMD requirements.

### **Submittals**

At least 5 working days before starting clearing and grubbing, earthwork, or other activities with the potential for tracking sediment or debris, submit:

- A. The number of street sweepers that will be used as described in the WPCP.
- B. Type of sweeper technology (or technologies).

### **Quality Control and Assurance**

Retain the following records related to street sweeping and submit weekly to Engineer:

- A. Tracking Inspection Log
- B. Sweeping times and locations.
- C. Quantity of sweeping waste disposal.  
or
- D. Sweeping by hand is acceptable in lieu of A, B, and C above.

## **CONSTRUCTION**

### **Street Sweepers**

Sweepers must use one of these technologies:

- A. Mechanical sweeper followed by a vacuum-assisted sweeper.
- B. Vacuum-assisted dry (waterless) sweeper.
- C. Regenerative-air sweeper.

### **Operation**

Street sweeping shall be conducted at:

- A. Paved roads at job site entrance and exit locations.
- B. Paved areas within the job site that flow to storm drains or water bodies.

Street sweeping shall be conducted, and sweeper(s) shall be available to operate at all times, for the following:

- A. During clearing and grubbing activities.
- B. During earthwork activities.
- C. During trenching activities.
- D. During roadway structural section activities.
- E. When vehicles are entering and leaving the job site.
- F. After soil disturbing activities.
- G. After observing offsite tracking of material.

Contractor's Water Pollution Control Manager shall inspect adjacent paved areas at job site entrances and exits and paved roadways within the job site on a minimum daily basis, and more frequently when activities that require street sweeping are being performed. Contractor's Water Pollution Control Manager shall maintain a "Tracking Inspection Log." Street sweeping shall be conducted:

A. Within 1 hour, if sediment or debris is observed on paved areas or paved roadways.

At least one sweeper, in good working order, must be on the job site at all times when sweeping work may be required.

Perform street sweeping to minimize dust. If dust generation is excessive or sediment pickup is ineffective, water may be used but shall be contained, collected (e.g. vacuum), and properly disposed.

Material collected during street sweeping must be removed and disposed of under Section 7-1.13, "Disposal of Material Outside the Highway Right of Way" of the Standard Specifications.

Full compensation to conform with the requirements of this section shall be considered as included the contract lump sum price paid for Water Pollution Control including furnishing all labor, materials, tools, equipment, and incidentals and for doing all the work involved in street sweeping, including disposal of collected material, as shown on the plans, as specified in the Standard Specifications, these Special Provisions, and as directed by the Engineer. Therefore, no additional compensation will be allowed for street sweeping.

**GRINDING ASPHALT CONCRETE IN PLACE:**

The Contractor shall pulverize the asphalt concrete pavement to the depths as shown on the plans or as directed by the Engineer to pass a one inch screen. However up to five (5) percent of the material may be retained on the one inch screen, provided that the oversized material is not large enough to adversely affect the stability and hamper the shaping and compacting operation.

At no time will traffic be allowed on pulverized material. Each working day, the Contractor will pullverize, grade, compact to 95%, and place the first lift of asphalt. No vertical drops are permitted between lanes during non-working hours. Transitions between lifts shall not exceed 2% or as approved by Engineer during non-working hours.

The excess of the pulverized material and any material in excess of five (5) percent not passing the one inch screen shall be removed and disposed of outside of the right of way as provided in Section 7-1.13 of the Standard Specifications.

The material shall be of such sizes that the percentage composition by weight of materials shall conform to the following grading using Test Method Calif. 202.

<u>Sieve Size</u>	<u>Percent Passing Sieve</u>
1 inch	95-100
3/4 inch	85-100
No. 4	40-65
No. 30	10-30
No. 200	2-9

Material not conforming to the above grading may be used, subject to other tests as prescribed by the Materials Engineer.

The pulverized asphalt concrete shall be stock piled if necessary, and placed as shown on the plans, graded to a smooth even ride and compacted (95 percent minimum) in conformance with Section 26-1.05 of the Standard Specifications.

At road connections and at limits of concrete paving, existing pavement shall be header cut, grind to a depth of 0.15', 15 feet long, and full roadway width as directed by the Engineer. Full compensation for furnishing all labor, tools and doing all the work necessary including grinding, and sawcutting shall be considered as included in the contract price paid per square yard for grinding asphalt concrete in place and no additional compensation will be allowed therefor.

In the event that there is asphalt concrete dike removal as directed by the Engineer, payment will be considered as included in the contract price paid per square yard for grinding asphalt concrete in place and no additional compensation will be allowed therefor.

The contract unit bid price paid per square yard for Grinding Asphalt Concrete In Place shall include full compensation for furnishing all labor, tools, materials, equipment including cold planing the existing asphalt concrete pavement as directed by the Engineer and no additional compensation will be allowed therefor.

### **ROADWAY EXCAVATION:**

Roadway excavation shall conform to the provisions of Section 19 "Earthwork" of the Standard Specifications and these Special Provisions. All large rocks and boulders larger than 1 foot in greatest dimension encountered during roadway excavation shall be considered unsuitable material and shall conform to Section 19-2.02 of the Standard Specifications.

At road connections and at limits of asphalt paving, existing pavement shall be header cut as directed by the Engineer. Full compensation for furnishing all labor, tools and doing all the work necessary including grinding, and sawcutting shall be considered as included in the contract prices paid per ton for the various asphalt concrete items and no additional compensation will be allowed therefor.

Existing pavement including any base material shall be cut back to neat lines and removed as shown on the plans or as directed by the Engineer. Excess material will become the property of the Contractor and will be disposed of as provided in Section 7-1.13 of the Standard Specifications.

### **RELATIVE COMPACTION**

Relative compaction shall conform to the provisions of Section 19-5.03, "Relative Compaction (95 Percent)" of the Standard Specifications, these Special Provisions and/or as directed by the Engineer.

Whenever relative compaction is specified to be determined by Test Method No. Calif. 216, the in-place density may be determined by Test Method No. Calif. 231. The in-place density required

by Test Method No. Calif. 312 may be determined by Test Method No. 231. The wet weight or dry weight basis and English Units of Measurement may be used at the option of the Materials Engineer.

**Method of Payment**

The contract unit bid price paid per cubic yard for Roadway Excavation shall include full compensation for furnishing all labor, materials, tools, equipment, and incidentals, and for doing all work involved including the compaction of the subgrade and the grading of the shoulder as directed by the Engineer and no additional compensation will be allowed therefor.

**PREPARING EXISTING ROADBED FOR RESURFACING:**

When asphalt concrete is to be spread over existing pavement, the existing pavement shall first be cleaned of all dirt and extraneous material. The area shall be sprayed with paint binder prior to resurfacing.

The area to which paint binder has been applied shall be closed to public traffic. Care shall be taken to avoid tracking binder material onto existing pavement surfaces beyond the limits of construction. Full compensation for furnishing all labor, tools, and materials necessary to clean tracked paint binder shall be considered as included in the contract price paid per ton for Asphalt Concrete.

Asphalt concrete shall be placed on all existing surfacing, including curve widening, public road connections, and left turn pockets, unless otherwise directed by the Engineer.

All raised pavement markers shall be removed prior to the application of paint binder.

The Contractor will be required to place and remove temporary pavement markings as directed by the Engineer.

At the end of each day's work, preceding a non-working day or a day on which the Contractor does not work, the distance between the ends of the adjacent surfaced lanes shall not be greater than 10 feet nor less than 5 feet.

Except as otherwise provided, full compensation for furnishing all labor, materials, tools, equipment and incidentals, and for doing all the work involved in preparing existing roadbed as shown on the plans, as specified herein, and as directed by the Engineer shall be considered as included in the contract prices paid for the various asphalt concrete items.

**AGGREGATE BASE:**

Aggregate base shall be Class 2 and shall conform to the provisions in Section 26, "Aggregate Bases" of the Standard Specifications and these Special Provisions and shall meet the gradation requirements for 3/4 inch maximum.

The first paragraph of Section 26-1.02A, "Class 2 Aggregate Base" shall be modified to read:

Aggregate for Class 2 aggregate base shall be free from organic matter and other deleterious matter, and shall be of such nature that it can be compacted readily under watering and rolling to form a firm and stable base. Aggregate may consist of broken and crushed asphalt concrete or Portland cement concrete and may contain crushed aggregate base or other rock materials. The material may contain no more than 3 percent brick by weight as determined by California Test Method 202 as modified: Brick material retained on a No.4 sieve shall be identified visually and separated manually. Brick quantification shall be based on total weight of dry sample. Also, material retained on the 4.75 mm (No.4) sieve shall contain no more than 15 percent of particles (gravel) that have no more than one fractured face.

The Quality Requirements contained in Section 26-1.02A shall be modified to read:

**QUALITY REQUIREMENTS**

Test	Contract Compliance
Resistance (R-Value) Virgin Rock	78 Minimum
Crushed Miscellaneous	80 Minimum
Sand Equivalent	35 Minimum
Durability Index	35 Minimum
Percentage Wear	
100 Revolutions	15 Maximum
500 Revolutions	52 Maximum

Quantities of Aggregate Base will be paid for at the contract unit price per cubic yard and in accordance with the provisions of Sections 26-1.06 and 26-1.07 of the Standard Specifications.

**ASPHALT TREATED PERMEABLE BASE:**

Asphalt treated permeable base shall conform to Section 29-1.02A, "Asphalt Treated Permeable Base" of the Standard Specifications and these Special Provisions.

Asphalt treated permeable base shall be placed as shown on the approved plans or as directed by the Engineer.

The contract unit bid price paid per cubic yard for Asphalt Treated Permeable Base shall include full compensation for furnishing all labor, materials, tools, equipment, and incidentals and for doing all the work involved including the furnishing and placing of filter fabric as specified, and no additional compensation will be allowed therefor.

**COMPENSATION ADJUSTMENTS FOR PRICE INDEX FLUCTUATIONS:**

The provisions of this section shall apply only to the following contract items:

ITEM CODE	ITEM
390130	Hot Mix Asphalt

The compensation payable for asphalt concrete will be increased or decreased in conformance with the provisions of this section for paving asphalt price fluctuations exceeding 10 percent ( $I_u/I_b$  is greater than 1.10 or less than 0.90) which occur during performance of the work.

The adjustment in compensation will be determined in conformance with the following formulae when the item of asphalt concrete and asphalt rubber hot mix are included in a monthly estimate:

- A. Total monthly adjustment =  $AQ$
- B. For an increase in paving asphalt price index exceeding 10 percent:

$$A = 0.90 (I_u/I_b - 1.10) I_b$$

- C. For a decrease in paving asphalt price index exceeding 10 percent:

$$A = 0.90 (I_u/I_b - 0.90) I_b$$

- D. Where:

A = Adjustment in dollars per tonne {ton} of paving asphalt used to produce asphalt rubber hot mix rounded to the nearest \$0.01.

$I_u$  = The California Statewide Paving Asphalt Price Index which is in effect on the first business day of the month within the pay period in which the quantity subject to adjustment was included in the estimate.

$I_b$  = The California Statewide Paving Asphalt Price Index for the month in which the bid opening for the project occurred.

Q = Quantity in tonnes {tons} of paving asphalt that was used in producing the quantity of asphalt concrete shown under "This Estimate" on the monthly estimate using the amount of asphalt determined by the Engineer.

The adjustment in compensation will also be subject to the following:

- A. The compensation adjustments provided herein will be shown separately on payment estimates. The Contractor shall be liable to the State for decreased compensation adjustments and the Department may deduct the amount thereof from moneys due or that may become due the Contractor.



- B. Compensation adjustments made under this section will be taken into account in making adjustments in conformance with the provisions in Section 4-1.03B, "Increased or Decreased Quantities" of the Standard Specifications.
- C. In the event of an overrun of contract time, adjustment in compensation for paving asphalt included in estimates during the overrun period will be determined using the California Statewide Paving Asphalt Price Index in effect on the first business day of the month within the pay period in which the overrun began.

The California Statewide Paving Asphalt Price Index is determined each month on the first business day of the month by the Department using the median of posted prices in effect as posted by Chevron, Mobil, and Unocal for the Buena Vista, Huntington Beach, Kern River, Long Beach, Midway Sunset, and Wilmington fields.

In the event that the companies discontinue posting their prices for a field, the Department will determine an index from the remaining posted prices. The Department reserves the right to include in the index determination the posted prices of additional fields.

**HOT MIX ASPHALT:**

The asphalt concrete shall be Type "A" and shall conform to the requirements of Section 39 of the Standard Specifications and the following:

Aggregate grading shall be three-quarter inch (3/4") maximum, medium for base course and three-quarter inch (3/4") maximum, medium for the final course. One-half inch (1/2") maximum, medium for the final course shall be used if shown on the plans or as directed by the Engineer.

The asphalt lift thickness table, as shown in Section 39-6.01, "General Requirements" of the Standard Specifications, is revised as follows:

Total Thickness Shown on Plans	Minimum No. of Layers	Top Layer Thickness (foot)		Next Lower Layer Thickness (foot)		All Other Lower Layer Thickness (foot)	
		Min.	Max.	Min.	Max.	Min.	Max.
0.24-foot or less <sup>a</sup>	1	-	-	-	-	-	-
0.25-foot	2 <sup>b</sup>	0.12	0.13	0.12	0.13	-	-
0.26 - 0.46 foot	2	0.12	0.21	0.14	0.25	-	-
0.47-foot or more	3 or more	0.15	0.21	0.15	0.25	0.17	0.25

Footnotes to asphalt thickness table are revised as follows:

- a. No Change.
- b. One layer of 0.25 foot thick may be placed as approved by the Engineer. When the Traffic Index specified is 5.5 or below, two layers shall be placed.

**Asphalts:**

Asphalt shall conform to the provisions in this Section, "Asphalts". Section 92, "Asphalts" of the Standard Specifications shall not apply.

Asphalt shall consist of refined petroleum or a mixture of refined liquid asphalt and refined solid asphalt, prepared from crude petroleum. Asphalt shall be:

1. Free from residues caused by the artificial distillation of coal, coal tar, or paraffin;
1. Free from water;
3. Homogeneous.

**General:**

The Contractor shall furnish asphalt in conformance with the State California Department of Transportation's Certification Program for Suppliers of Asphalt. The Department maintains the program requirements, procedures, and a list of approved suppliers at <http://www.dot.ca.gov/hq/esc/Translab/fpmcoc.htm>.

The Contractor shall ensure the safe transportation, storage, use, and disposal of asphalt.

The Contractor shall prevent the formation of carbonized particles caused by overheating asphalt during manufacturing or construction.

**Grade:**

Performance graded (PG) asphalt binder shall conform to the following:

Property	AASHTO Test Method	Specification Grade		
		PG 64-10	PG 64-16	PG 70-10
Original Binder				
Flash Point, Minimum °C	T48	230	230	230
Solubility, Minimum % <sup>b</sup>	T44	99	99	99
Viscosity at 135 °C, Maximum, Pas	T316	3.0	3.0	3.0
Dynamic Shear, Test Temp. at 10 rad/s, °C	T315	64	64	70
Minimum G*/sin(delta), kPa		1.00	1.00	1.00
RTFO Test <sup>e</sup> , Mass Loss, Maximum, %	T240	1.00	1.00	1.00
RTFO Test Aged Binder				
Dynamic Shear, Test Temp. at 10 rad/s, °C	T315	64	64	70
Minimum G*/sin(delta), kPa		2.20	2.20	2.20
Ductility at 25 °C Minimum, cm	T51	75	75	75
PAV <sup>f</sup> Aging, Temperature, °C	R28	100	100	110
RTFO Test and PAV Aged Binder				
Dynamic Shear, Test Temp. at 10 rad/s, °C	T315	31 <sup>d</sup>	28 <sup>d</sup>	34 <sup>d</sup>
Maximum G*/sin(delta), kPa		5000	5000	5000
Creep Stiffness, Test Temperature, °C	T313	0	-6	0
Maximum S-value, Mpa		300	300	300
Minimum M-value		0.300	0.300	0.300

**Notes:**

- a. Not used.
- b. The Engineer will waive this specification if the supplier is a Quality Supplier as defined by Department's "Certification Program for Suppliers of Asphalt".
- c. The Engineer will waive this specification if the supplier certifies the asphalt binder can be adequately pumped and mixed at temperatures meeting applicable safety standards.
- d. Test the sample at 3 °C higher if it fails at the specified test temperature. G\* sin(delta) shall remain 5000 kPa maximum.
- e. "RTFO Test" means the asphaltic residue obtained using the Rolling Thin Film Oven Test, AASHTO Test Method T240 or ASTM Designation: D2827.
- f. "PAV" means Pressurized Aging Vessel.

Performance graded polymer modified asphalt binder (PG Polymer Modified) is:

Performance Graded Polymer Modified Asphalt Binder <sup>a</sup>

Property	AASHTO Test Method	Specification Grade		
		PG 58-34 PM	PG 64-28 PM	PG 76-22 PM
<b>Original Binder</b>				
Flash Point, Minimum °C	T 48	230	230	230
Solubility, Minimum % <sup>b</sup>	T 44 <sup>c</sup>	98.5	98.5	98.5
Viscosity at 135°C, <sup>d</sup> Maximum, Pa·s	T 316	3.0	3.0	3.0
Dynamic Shear, Test Temp. at 10 rad/s, °C Minimum G*/sin(delta), kPa	T 315	58 1.00	64 1.00	76 1.00
RTFO Test, Mass Loss, Maximum, %	T 240	1.00	1.00	1.00
<b>RTFO Test Aged Binder</b>				
Dynamic Shear, Test Temp. at 10 rad/s, °C Minimum G*/sin(delta), kPa	T 315	58 2.20	64 2.20	76 2.20
Dynamic Shear, Test Temp. at 10 rad/s, °C Maximum (delta), %	T 315	Note e 80	Note e 80	Note e 80
Elastic Recovery <sup>f</sup> , Test Temp., °C Minimum recovery, %	T 301	25 75	25 75	25 65
PAV <sup>g</sup> Aging, Temperature, °C	R 28	100	100	110
<b>RTFO Test and PAV Aged Binder</b>				
Dynamic Shear, Test Temp. at 10 rad/s, °C Maximum G*sin(delta), kPa	T 315	16 5000	22 5000	31 5000
Creep Stiffness, Test Temperature, °C Maximum S-value, MPa Minimum M-value	T 313	-24 300 0.300	-18 300 0.300	-12 300 0.300

**Notes:**

- a. Do not modify PG Polymer Modifier using acid modification.
- b. The Engineer waives this specification if the supplier is a Quality Supplier as defined by the Department's "Certification Program for Suppliers of Asphalt".
- c. The Department allows ASTM D5546 instead of AASHTO T44.
- d. The Engineer waives this specification if the supplier certifies the asphalt binder can be adequately pumped and mixed at temperatures meeting applicable safety standards.
- e. Test temperature is the temperature at which G\*/sin(delta) is 2.2 kPa. A graph of log G\*/sin(delta) plotted against temperature may be used to determine the test temperature when G\*/sin(delta) is 2.2 Kpa. A graph of (delta) versus temperature may be used to determine delta at the temperature when G\*/sin(delta) is 2.2 kPa. The Engineer also accepts direct measurement of (delta) at the temperature when G\*/sin(delta) is 2.2 kPa.
- f. Test without a force ductility clamp may be performed.
- g. "PAV" means Pressurized Aging Vessel.

**Sampling:**

The Contractor shall provide a sampling device in the asphalt feed line connecting the plant storage tanks to the asphalt weighing system or spray bar. The sampling device shall be accessible between 24 and 30 inches above the platform. The Contractor shall provide a receptacle for flushing the sampling device.

The sampling device shall include a valve:

1. With a diameter between 1/2 and 3/4 inches;
2. Manufactured in a manner that a one-quart sample may be taken slowly at any time during plant operations;
3. Maintained in good condition.

The Contractor shall replace failed valves.

In the presence of the Engineer, the Contractor shall take 2 one-quart samples per operating day. The Contractor shall provide round friction top containers with one-quart capacity for storing samples.

**Applying Asphalt:**

Unless otherwise specified, the Contractor shall heat and apply asphalt in conformance with the provisions in Section 93, "Liquid Asphalts" of the Standard Specifications.

Section 39-2.01, "Asphalts" is replaced in its entirety with the followings:

Asphalt binder to be mixed with aggregate shall conform to the provisions in "Asphalts" of these Special Provisions.

The grade of asphalt binder shall be 64-10 (Inland valleys).

Liquid asphalt for prime coat shall conform to the provisions in Section 93, "Liquid Asphalts" of the Standard Specifications and shall be the Grade 64-10 unless otherwise designated by the contract item or otherwise specified in these Special Provisions.

Asphaltic emulsion for paint binder (tack coat) shall conform to the provisions in Section 94, "Asphaltic Emulsion" of the Standard Specifications for the rapid-setting or slow-setting type and grade approved by the Engineer.

Section 39-3.01B (1) shall be amended to include:

Aggregate of the 3/4 inch or 1/2 inch maximum size and aggregate for asphalt concrete base shall be separated into 3 or more sizes and each size shall be stored in separate bins. If 3 sizes are used, one bin shall contain that portion of the material which will pass the maximum size specified and be retained on a 3/8 inch sieve; one bin shall contain that

portion of the material which will pass a 3/8 inch sieve and be retained on a No. 8 sieve; and one bin shall contain that portion of the material which will pass a No. 8 sieve.

Aggregate of 3/8 inch maximum size shall be separated into 2 sizes and each size shall be stored in separate bins. One bin shall contain that portion of the material which will pass the maximum size specified and be retained on a No. 8 sieve and one bin shall contain that portion of the material which will pass a No. 8 sieve.

The bin containing the fine material shall not contain more than 15 percent of material retained on the No. 8 sieve. The material in any of the other bins shall not contain more than 15 percent of material passing a No. 8 sieve. Failure to comply with this requirement shall be corrected immediately, and the material in the bins not meeting these requirements shall be re-screened or wasted.

All asphalt concrete for this project shall be supplied from one source unless approved by the Engineer. Said source shall be listed on the Contractors Source of Materials List as required in Section 6 of the Standard Specifications.

Asphaltic emulsion shall be furnished and applied as provided in Section 39-4.02.

The miscellaneous areas (as shown on the plans shall be paved to match to the existing as directed by the Engineer) shall be paid for on a lump sum basis including the furnishing of labor, materials, tools, equipment and no additional compensation will be allowed therefor.

In addition to the provisions in Section 39-5.01, "Spreading Equipment" of the Standard Specifications, asphalt paving equipment shall be equipped with automatic screed controls and a sensing device or devices.

When placing asphalt concrete to the lines and grades established by the Engineer, the automatic controls shall control the longitudinal grade and transverse slope of the screed. Grade and slope references shall be furnished, installed, and maintained by the Contractor. Should the Contractor elect to use a ski device, the minimum length of the ski device shall be 30 feet. The ski device shall be a rigid one piece unit and the entire length shall be utilized in activating the sensor.

When placing the initial mat of asphalt concrete on existing pavement, the end of the screed nearest the centerline shall be controlled by a sensor activated by a ski device not less than 30 feet. The end of the screed farthest from centerline shall be controlled by an automatic transverse slope device set to reproduce the cross slope designated by the Engineer, by a sensor activated by a similar ski device or as directed by the Engineer.

When paving contiguously with previously placed mats, the end of the screed adjacent to the previously placed mat shall be controlled by a sensor that responds to the grade of the previously placed mat and will reproduce the grade in the new mat within a 0.12 inch tolerance. The end of the screed farthest from the previously placed mat shall be controlled in the same way it was controlled when placing the initial mat.

Should the methods and equipment furnished by the Contractor fail to produce a layer of asphalt concrete conforming to the provisions, including straightedge tolerance, of Section 39-6.03,

"Compacting" of the Standard Specifications or elsewhere in these Special Provisions, the paving operations shall be discontinued and the Contractor shall modify the equipment or methods, or furnish substitute equipment.

Should the automatic screed controls fail to operate properly during a day's work, the Contractor may manually control the spreading equipment for the remainder of that day. However, the equipment shall be corrected or replaced with alternative automatically controlled equipment conforming to the provisions in this section before starting another day's work.

**General Criteria For Profiling:**

In addition to the straightedge provisions in Section 39-6.03, "Compacting" of the Standard Specifications, asphalt concrete pavement shall conform to the surface tolerances specified herein.

The uppermost layer of asphalt concrete surfacing shall be profiled in the presence of the Engineer using a California Profilograph or equivalent in conformance with California Test 526 and as specified in these Special Provisions.

The California Profilograph or equivalent will not be required for the following areas of the pavement surface but shall conform to the straightedge requirements in Section 39-6.03, "Compacting" of the Standard Specifications:

1. Pavement with a total thickness less than 0.24 foot;
2. Pavement on horizontal curves with a centerline curve radius of less than 1,000 feet and the pavement within the superelevation transition on those curves;
3. Pavement placed in a single lift when required by the Special Provisions;
4. Pavement with extensive grade or cross slope correction which does not receive advance leveling operations in conformance with the provisions in Section 39-6.02, "Spreading" of the Standard Specifications;
5. Pavement for ramps and connectors with steep grades and high rates of superelevation, as determined by the Engineer;
6. Shoulders and miscellaneous areas.

The Contractor shall conform to California Test 526, except a zero (null) blanking band shall be used for determining the Profile Index. Prior to beginning profiles, the profilograph shall be calibrated in the presence of the Engineer. Two profiles shall be obtained within each traffic lane, 3 feet from and parallel with the edges of the lane.

Pavements profiled shall conform to the following Profile Index requirements:

1. Pavement on tangent alignment and pavement on horizontal curves having a centerline curve radius of 2,000 feet or more shall have a Profile Index of 0.16 foot or less for each 330 feet section profiled;

2. Pavement on horizontal curves having a centerline curve radius of 1,000 feet or more but less than 2,000 feet, including the pavement within the superelevation transition of these curves, shall have a Profile Index of 0.32 foot or less for each 330 feet section profile;
3. Pavement within any 330 feet section, containing high point areas with deviations in excess of 0.025 foot in a length of 25 feet or less, when tested in conformance with the requirements in California Test 526, shall be corrected by the Contractor regardless of the Profile Index.

The Contractor shall complete initial runs of the profilograph prior to opening the pavement to public traffic. If initial profiles can not be made prior to opening the pavement to public traffic, the initial runs of the profilograph shall be made the next day that traffic control is permitted for the area to be profiled.

Areas of the top surface of the uppermost layer of asphalt concrete pavement that do not meet the specified surface tolerances shall be brought within tolerance by abrasive grinding.

Abrasive grinding shall be performed to reduce individual deviations in excess of 0.025 foot, and to reduce the Profile Index of the pavement to be within the specified tolerance. Areas which have been subjected to abrasive grinding shall receive a seal coat. Deviations in excess of 0.025 foot which cannot be brought into specified tolerance by abrasive grinding shall be corrected by either (1) removal and replacement or (2) placing an overlay of asphalt concrete. The corrective method for each area shall be selected by the Contractor and shall be approved by the Engineer prior to beginning the corrective work. Replacement or overlay pavement not meeting the specified tolerances shall be corrected by the methods specified above. Corrective work shall be at the Contractor's expense. The Contractor shall run profilograms on the areas that have received abrasive grinding or corrective work until the final profilograms indicate the Profile Index of the area is within the specified tolerance.

When abrasive grinding is used to bring the top surface of the uppermost layer of asphalt concrete surfacing within the specified surface tolerances, additional abrasive grinding shall be performed as necessary to extend the area ground in each lateral direction so that the lateral limits of grinding are at a constant offset from, and parallel with, the nearest lane line or pavement edge, and in each longitudinal direction so that the grinding begins and ends at lines normal to the pavement centerline, within a ground area. Ground areas shall be neat rectangular areas of uniform surface appearance.

The original of the final profilograms that indicate the pavement surface is within the Profile Index specified shall become the property of the County and shall be delivered to the Engineer prior to acceptance of the contract.

**Payment:**

Hot Mix Asphalt will be paid for at a unit price per ton as a combined item, including mineral aggregate and asphalt binder in place on the roadbed.



Full compensation for the preparation of existing asphalt concrete pavement for resurfacing including the furnishing and applying asphaltic emulsion (paint binder) shall be considered as included in the contract price paid for Hot Mix Asphalt.

**PLACE ASPHALT CONCRETE – MISCELLANEOUS AREAS:**

Place asphalt concrete miscellaneous areas shall conform to the County Road Improvement Standards and Specifications, the plans, and as directed by the Engineer.

The paid quantity for Place Asphalt Concrete (Miscellaneous Areas) shall include placement, material, and shall be paid for as a separate item of work in addition to the price paid for the Hot Mix Asphalt.

Payment for the asphalt concrete material used in miscellaneous areas shall be included in the contract unit price paid per ton for Place Asphalt Concrete (Miscellaneous Area), and the material shall meet the requirements provided in the special provisions for Hot Mix Asphalt.

The asphalt binder shall be PG 70-10.

**Method of Payment**

The contract unit price paid per ton for Place Hot Mix Asphalt (Miscellaneous Area) shall include full compensation for furnishing all labor, materials, tools, and equipment and for doing all the work involved in placing and compacting the miscellaneous areas and no additional compensation will be allowed therefore.

**ASPHALT CONCRETE DIKE AND OVERSIDE DRAIN:**

Asphalt concrete dikes and overside drains shall conform to the County Road Improvement Standards and Specifications, the plans, and as specified and as directed by the Engineer.

The paid quantity of asphalt concrete dikes and overside drains shall be for placement, and shall be paid for as a separate item of work in addition to the price paid for the asphalt concrete material.

Asphalt binder to be mixed with the aggregate shall be PG 70-10 in accordance with the Special Provision for Asphalt, or as directed by the Engineer.

***Method of Payment***

The contract unit prices paid per linear foot for dikes and per each for overside drains shall include full compensation for furnishing all labor, materials other than asphalt concrete, tools, and equipment and for doing all the work involved in placing and compacting the dikes and overside drains and no additional compensation will be allowed therefore.

### **3" PLASTIC PIPE - EDGE DRAIN & CROSSING DRAIN:**

Edge drain and cross drain shall conform to the provisions in Section 68-3, "Edge Drains" of the Standard Specifications and these Special Provisions.

The Contractor shall install the edge drain and cross drain pipe as shown on the plans and as directed by the Engineer and shall conform to Caltrans Standard Plans.

The contract unit bid price paid per linear foot for 3" Plastic Pipe (Edge Drain) shall include full compensation for furnishing all labor, materials, tools, equipment, and incidentals, and for doing all work involved for the installation and shall include excavation, the placing of filter fabric and treated permeable material as shown on the detail sheet of the construction plans and no additional compensation will be allowed therefor.

### **3" PLASTIC PIPE - EDGE DRAIN OUTLET:**

Edge drain outlet shall conform to the provisions in Section 68-3, "Edge Drains" of the Standard Specifications and these Special Provisions.

The Contractor shall install the edge drain outlets as shown on the plans and as directed by the Engineer and shall conform to Caltrans Standard Plans and Specifications.

The contract unit bid price paid per each for 3" Plastic Pipe (Edge Drain Outlet) shall include full compensation for furnishing all labor, materials, tools, equipment, and incidentals, and for doing all work involved for the installation and shall include excavation, the placing of filter fabric and treated permeable material as shown on the detail sheet of the construction plans and no additional compensation will be allowed therefor.

### **SHOULDER BACKING:**

Shoulder backing shall provide for the grading of the shoulder as per plans, and as directed by the Engineer. Unless otherwise directed, the width of the shoulder backing shall not exceed the width of the existing graded shoulder or be six feet minimum where the graded shoulder is wider than six feet, measured from the edge of pavement.

Onsite material may be used to fill in low areas, subject to approval by the Engineer. Ground asphalt concrete may be used subject to the Engineer's approval.

Ground asphalt concrete shall not be placed in or in close proximity to streambeds or drainage courses, the limits of which shall be determined by the Engineer.

Imported material, if required to fill in low areas, shall conform to the provisions of Section 25, "Aggregate Subbases" of the Standard Specifications and these Special Provisions, and the aggregate shall conform to the grading and quality requirements for Class 1 aggregate subbases.

The Aggregate Grading Requirements table, as shown in Section 25-1.02, "Class 1, Class 2, and Class 3 Aggregate Subbases" of the Standard Specifications, is revised as follows:

For Class 1, Sieve Size No. 4, the Operating Range shall be **35-50**, and

For Class 1, Sieve Size No. 200, the Operating Range shall be **0-15**.

Subbase material shall be clean and free from roots, vegetable matter and other deleterious substances, and be of such character that when wet it will compact to form a firm stable base. The material shall be of such sizes that the percentage composition by weight of material shall conform to the aggregate grading requirements at the time the material is deposited on the roadbed when determined by Test Method No. Calif. 202.

Payment for Shoulder Backing will be paid at the linear foot price bid and shall include full compensation for furnishing all labor, materials, tools, and equipment, including the importing of material and/or the handling of onsite material, and no separate payment will be allowed therefor.

### **RUMBLE STRIP:**

Construction of rumble strips by ground-in indentations shall be per Caltrans Plan No. A40B, modified. Length, width, depth and spacing shall be per standard, modified with placement centered on centerline of road. Indentations shall be completed prior to striping. Centerline striping and RPM placement shall be per Riverside County standards.

Refer to plans for station numbering limits.

Select the method and equipment for constructing ground-in indentations.

Ground-in equipment must be equipped with a sighting device enabling the operator to maintain the rumble strip alignment.

Indentations must not vary from the specified dimensions by more than 1/16 inch in depth or more than 10 percent in length and width.

The Engineer orders grinding or removal and replacement of noncompliant rumble strips to bring them within specified tolerances. Ground surface areas must be neat and uniform in appearance.

The grinding equipment must be equipped with a vacuum attachment to remove residue.

Dispose of removed material under Section 7-1.13 of the Standard Specifications, "Disposal of Material Outside the Highway Right of Way", and "Disposal of Excess Excavation or Materials" of these special provisions.

The contract unit bid price paid per linear foot for Rumble Strip shall include full compensation for furnishing all labor, materials, tools, equipment, and incidentals, for doing all the work involved and no additional compensation will be allowed therefor.

### **PAINT TRAFFIC STRIPE:**

Painting traffic stripe shall conform to the provisions in Sections 84-1, "General" and 84-3, "Painted Traffic Stripes and Pavement Markings" of the Standard Specifications and these Special Provisions.

Traffic striping shall be applied in two coats with airless equipment and shall be performed with a roadliner truck mounted striping machine. Where the configuration or location of a traffic stripe is such that the use of a roadliner truck mounted striping machine is unsuitable, traffic striping and glass spheres may be applied by other methods and equipment approved by the Engineer.

Newly painted traffic striping shall be protected from damage by public traffic or other causes until the paint is thoroughly dry. Any newly painted traffic striping which are damaged as a result of the construction, including wheel markings by public traffic and the construction equipment, shall be repainted by the Contractor and any associated removals shall be performed as called for in these Special Provisions.

The contract price paid per linear foot for Paint Traffic Stripe (2 Coats) shall include full compensation for furnishing all labor, materials, tools, equipment, and incidentals, and for doing all the work involved in painting traffic stripe (regardless of the number, widths, and types of individual stripes involved in each traffic stripe) including any necessary cat tracks, dribble lines any layout work, complete in place as shown on the plans, as specified in the Standard Specifications and these Special Provisions, and as directed by the Engineer.

### **PAVEMENT MARKERS:**

Pavement markers shall conform to the provisions in Section 85, "Pavement Markers" of the Standard Specifications and these Special Provisions.

Pavement markers shall be placed to the line established by the Engineer. All additional work necessary to establish satisfactory lines for markers shall be performed by the Contractor.

Pavement markers shall be installed where indicated on the plans in accordance with the indicated striping detail. Refer to Standard Plans A20-A through A20-D for striping and markings details.

Markers and adhesive removal shall be performed by a method approved by the Engineer. Any pavement scarring resulting from the markers removal shall be repaired to the satisfaction of the Engineer.

Payment for furnishing and placing Pavement Markers (Reflective) will be at the unit price bid and shall include full compensation for furnishing all labor, materials, tools, equipment and no additional compensation will be allowed therefor.

**DELINEATORS, GUARD RAILING DELINEATORS, AND OBJECT MARKERS:**

Markers and delineators shall conform to the provisions in Section 82, "Markers and Delineators," of the Standard Specifications and these special provisions.

Delineator, Guard railing delineator and object markers shall be installed in accordance with the plans, the Caltrans Standard Plans, and as directed by the Engineer.

Flexible posts shall be made from a flexible white plastic which shall be resistant to impact, ultraviolet light, ozone, and hydrocarbons. Flexible posts shall resist stiffening with age and shall be free of burns, discoloration, contamination, and other objectionable marks or defects which affect appearance or serviceability.

Retroreflective sheeting for metal and flexible target plates shall be the retroreflective sheeting designated for channelizers, markers, and delineators conforming to the requirements in ASTM Designation: D 4956-95.

The contract unit bid prices paid per each for Delineator, Guard Railing Delineator and Object Marker shall include full compensation for furnishing all labor, materials, tools, equipment, and incidentals and for doing all the work involved and no additional compensation will be allowed therefor.

**THERMOPLASTIC TRAFFIC STRIPE AND PAVEMENT MARKING:**

Thermoplastic traffic stripes (traffic lines) and pavement markings shall be applied in conformance with the provisions in Section 84, "Traffic Stripes and Pavement Markings," of the Standard Specifications and these special provisions.

Thermoplastic material shall be free of lead and chromium, and shall conform to the requirements in State Specification PTH-02ALKYD.

Retroreflectivity of the thermoplastic traffic stripes and pavement markings shall conform to the requirements in ASTM Designation: D 6359-99. White thermoplastic traffic stripes and pavement markings shall have a minimum initial retroreflectivity of  $250 \text{ mcd m}^{-2} \text{ lx}^{-1}$ . Yellow thermoplastic traffic stripes and pavement markings shall have a minimum initial retroreflectivity of  $150 \text{ mcd m}^{-2} \text{ lx}^{-1}$ .

Where striping joins existing striping, as shown on the plans, the Contractor shall begin and end the transition from the existing striping pattern into or from the new striping pattern a sufficient distance to ensure continuity of the striping pattern.

Thermoplastic traffic stripes shall be applied at the minimum thickness and application rate as specified below. The minimum application rate is based on a solid stripe of 4 inches in width.

Minimum Stripe Thickness (inch)	Minimum Application Rate (lb/ft)
0.079	0.27
0.098	0.34

Thermoplastic traffic stripes and pavement markings shall be free of runs, bubbles, craters, drag marks, stretch marks, and debris.

**PAYMENT:**

The contract unit bid price paid per square foot for Thermoplastic Pavement Marking, and per linear foot for Thermoplastic Traffic Stripe shall be considered as full compensation for furnishing all labor, materials, tools, equipment, and incidentals and doing all the work necessary to place the thermoplastic pavement markings and stripes complete in place and no additional compensation will be allowed therefor.

**MINOR CONCRETE- CURB AND GUTTER, CROSS-GUTTER, SPANDREL, DRIVEWAY:**

Concrete cross gutters, spandrels, curb and gutter, driveway, and sidewalk shall be constructed in accordance with the County of Riverside Road Improvement Standards and Specifications and in conformance with Sections 51, 73 and 90 of the Standard Specifications.

Class 2 concrete shall be used for Cross Gutter and spandrel.

Class 3 concrete shall be used for curb and gutter, driveway, and sidewalk.

Construction of concrete improvements shall include all removal and restoration of the affected irrigation and landscaping, and related work, to return the area adjacent to the new improvements to its original condition and to conform the area to the new improvements.

The area behind and along the concrete improvements shall be filled and compacted with native or select material and graded to match and provide a smooth transition from the edge of the new improvements, to the satisfaction of the Engineer.

Preparation of subgrade for the concrete structures shall be done in conformance with the requirements of Section 73-1.02 of the Standard Specifications. Unless otherwise specified, all curbs and gutters will be backfilled as shown on the plans.

Excess material resulting from the excavation of the subgrade shall be disposed of as elsewhere provided in these Special Specifications.

The Contractor is responsible for meeting requirements of all American with Disability Act (ADA).

Construction of cross gutters, spandrels, curb and gutter, and driveway shall include, but not be limited to, the following:

- 1) Removal and disposal of existing cross gutters, spandrels, curb and gutter, and driveway, and existing soil and aggregate as required;
- 2) Establishing grades, and assuring that all grades are met;
- 3) Performing all grading and compaction – including all required aggregate import, as directed by the Engineer and in accordance with County Standard 403;
- 4) Construction of new cross gutters, spandrels, curb and gutter, and driveway;
- 5) All scoring/grooving and required saw cutting;
- 6) Repair of existing asphalt and PCC surfacing;
- 7) Installing 1/2” wide expansion joints;
- 8) All landscaping, and related work, to return the area adjacent to the sidewalk, cur ramps, driveways, driveway approaches, curb and/or curb and gutter to its original condition and to conform the area to the new improvements;

Driveways shall be constructed as shown on the plans or as directed by the Engineer.

With the exception of unimproved driveways and concrete driveway aprons, surfacing for driveways shall consist of a replacement in kind of the existing driveway surfacing, using the contract item material most resembling that in place on the driveway. If there is no item in the contract for a similar material or if a special driveway surfacing is requested by the Engineer, said special surfacing shall be furnished and placed by the Contractor, and the cost thereof will be paid for as extra work as elsewhere provided herein.

Except as noted above, all other driveway work shall be paid for on the basis of the applicable contract item and no additional allowance will be made therefor.

The contract unit bid prices paid per linear foot for Minor Concrete (Curb and Gutter) and Minor Concrete (Type “C” Curb), per square foot for Minor Concrete (Cross-Gutter and Spandrel) and Minor Concrete (Driveway), shall include full compensation for furnishing all labor, equipment, including the excavation or placing of suitable fill to prepare the sub-grade, furnishing and placing expansion joint material, materials and tools, and incidentals, and for doing all the work involved in the construction and complete in place as shown on the plans, or as herein specified, or as directed by the Engineer.

#### **METAL BEAM GUARD RAILING:**

Construction of metal beam guard railing, terminal anchor assemblies (Type SFT), and terminal system end treatments (Type SRT, Type SKT) shall conform to the plans, the provisions of Section 83 of the Standard Specifications, and these Special Provisions.

Existing utilities shall be protected in-place. It is not planned for any utilities to be relocated by the owner for the installation of the guard rail posts. Prior to performing any driving or excavation, the contractor shall determine if any of the existing utilities, as shown by DigAlert markings, exist within 3 feet of the closest point of the planned excavation or post location. If any existing underground utilities are within 3 feet of the guard rail post or the excavation area, the Contractor shall carefully hand-dig and expose the utility to determine its exact location. If the existing utility is found to be in conflict with the planned guard rail post installation, the post shall be adjusted longitudinally to eliminate the conflict, as directed by the Engineer. In the event that the guard rail

post cannot be adjusted so as to eliminate the conflict, the matter shall be brought to the attention of the Engineer.

Payment will be made at the contract bid price per linear foot for Metal Beam Guard Railing and shall be considered as full compensation for furnishing all labor, materials, tools, equipment and incidentals, and for doing all work involved in constructing the barrier, complete in place including excavation and backfilling barrier post holes and cable anchor assembly holes, the removal of existing metal beam guard railing and shoulder grading, and no additional compensation will be allowed therefor.

**TERMINAL ANCHOR ASSEMBLY (TYPE SFT):**

Terminal anchor assembly (Type SFT) shall be furnished and installed as shown on the plans, in conformance with the provisions of Section 83 of the Standard Specifications, these Special Provisions, and as directed by the Engineer.

The contract unit price paid for end anchor assembly (Type SFT) shall include full compensation for furnishing all labor, materials, tools, equipment, and incidentals, and for doing all work involved in constructing the end anchor assemblies, complete in place, including drilling anchor plate bolt holes in rail elements, driving steel foundation tubes, excavating for concrete anchor holes and disposing of surplus material, as shown on the plans, as specified in the Standard Specifications and these Special Provisions, and as directed by the Engineer.

**TERMINAL SYSTEM (TYPE SRT, TYPE SKT):**

Terminal system shall be furnished and installed as shown on the plans, in conformance with the provisions of Section 83 of the Standard Specifications, these Special Provisions, and as directed by the Engineer.

The allowable terminal system shall consist of one of the following or a County approved equal.

Terminal system (Type SRT) shall be an SRT-350 Slotted Rail Terminal (8-post system) as manufactured by Trinity Industries, Inc., and shall include items detailed for terminal system (Type SRT) shown on the plans. The SRT-350 Slotted Rail Terminal (8-post system) can be obtained from the manufacturer, Trinity Industries, Inc., P.O. Box 99, 950 West 400S, Centerville, UT 84014, Telephone (800) 772-7976.

Terminal system (Type SKT) shall be a SKT 350 Sequential Kinking Terminal manufactured by Raod Systems, Inc., located in Big Spring, Texas, and shall include items detailed for terminal system (Type SKT) shown on the plans. The SKT 350 Sequential Kinking Terminal can be obtained from the distributor, Universal Industrial Sales, P.O. Box 699, Pleasant Grove, UT 84062, Telephone (801) 785-0505 or from the distributor, Gregory Highway Products, 4100 13<sup>th</sup> Street, S.W., Canton, OH 44708, Telephone (330) 477-4800.

The Contractor shall provide the Engineer with a Certificate of Compliance from the manufacturer in conformance with the provisions in Section 6-1.07, "Certificates of Compliance" of the Standard Specifications. The Certificate of Compliance shall certify that the terminal systems furnished conform to the contract plans and specifications, conform to the prequalified design and



material requirements, and were manufactured in conformance with the approved quality control program.

Terminal systems shall be installed in conformance with the manufacturer's installation instructions and these requirements. Each terminal system installed shall be identified by painting the type of terminal system in neat black letters and figures 2 inches high on the backside of the rail element between system posts numbers 4 and 5.

For terminal system (Type SRT), the steel foundation tubes with soil plates attached shall be, at the Contractor's option, either driven, with or without pilot holes, or placed in drilled holes. Space around the steel foundation tubes shall be backfilled with selected earth, free of rock, placed in layers approximately 4 inches thick and each layer shall be moistened and thoroughly compacted. The wood terminal posts shall be inserted into the steel foundation tubes by hand and shall not be driven. Before the wood terminal posts are inserted, the inside surfaces of the steel foundation tubes to receive the wood posts shall be coated with a grease which will not melt or run at a temperature of 149° F or less. The edges of the wood terminal posts may be slightly rounded to facilitate insertion of the post into the steel foundation tubes.

For terminal system (Type SKT) the soil tubes shall be, at the Contractor's option, driven with or without pilot holes, or placed in drilled holes. Space around the steel foundation tubes shall be backfilled with selected earth, free of rock, placed in layers approximately 4 inches thick and each layer shall be moistened and thoroughly compacted. Wood posts shall be inserted into the steel foundation tubes by hand. Before the wood terminal posts are inserted, the inside surfaces of the steel foundation tubes to receive the wood posts shall be coated with a grease which will not melt or run at a temperature of 149 F° or less. The edges of the wood posts may be slightly rounded to facilitate insertion of the post into the steel foundation tubes.

Surplus excavated material remaining after the metal beam guard railing, terminal anchor assembly (type SFT), and terminal systems (type SKT, type SRT) have been installed shall be disposed as provided in the 'Disposal of Excess Excavation or Materials' section of these special provisions, or if approved by the Engineer, in a uniform manner along the adjacent roadway where designated by the Engineer.

The contract unit price paid for Terminal System (Type SRT), and Terminal System (Type SKT) shall include full compensation for furnishing all labor, materials, tools, equipment, and incidentals, and for doing all the work involved in furnishing and installing the terminal system, complete in place, including excavation, backfill and disposal of surplus material, as shown on the plans, as specified in the Standard Specifications and these Special Provisions, and as directed by the Engineer.

### **RELOCATE MAILBOX:**

Relocate mailboxes shall conform to the approved plans and as directed by the Engineer.

Private mail and newspaper boxes shall be removed as directed by the Engineer, and reset on temporary portable mounts consisting of timber posts supported in five gallon cans or buckets, in accordance with Section 15 of the Standard Specifications and these Special Provisions.

During construction operations, the portable mount shall be moved as necessary to clear the Contractor's operations, but at all times shall be easily accessible for mail delivery. When construction is complete, the mounts shall be reset on a final position outside the shoulder line as directed by the Engineer. Existing groups of mailboxes, on single-post or multiple post supports, shall be removed and reset on two-post portable mounts as herein specified for single-post mountings and shall be provided with a supporting cross member between the tops of the portable mounts.

Mailboxes setting on top of concrete blocks shall be constructed as directed by the Engineer.

The contract unit price for Relocate Mailbox shall include full compensation for furnishing all labor, material, tools, equipment, and incidentals and for doing all the work involved in removing the boxes, constructing the portable mounts, installing the boxes on the mounts, moving and setting up the portable mounts as required, and placing the mounts in final position, including all necessary concrete, excavation, and backfill, as specified in the Standard Specifications and these Special Provisions, and as directed by the Engineer.

#### **STREET NAME SIGNS, STOP SIGNS:**

Furnishing and installing street name signs shall be in accordance with the County of Riverside Road Improvement Standard No. 816, County of Riverside Specifications, the applicable provisions of Section 56-2 "Roadside Signs" of the Standard Specifications, in conformance with the details shown on the plans and as directed by the Engineer.

The contract unit price for Street Name Sign shall include full compensation for furnishing all labor, materials, tools, equipment, and incidentals, and for doing all the work involved in furnishing and installing street name signs, and stop signs, complete in place, including the installation of signs, as shown on the plan, and as specified in the County of Riverside Road Improvement Standards and Specifications, the Standard Specifications, these special provisions, and as directed by the Engineer.

#### **OBSTRUCTIONS:**

Attention is directed to Sections 8-1.10, "Utility and Non-Highway Facilities", and 15, "Existing Highway Facilities" of the Standard Specifications and these Special Provisions.

Existing utility and privately owned facilities shall be protected in accordance with Section 7-1.11, "Preservation of Property" and these Special Provisions. The Contractor is also responsible to protect those facilities that are to be relocated by others prior to or during construction, and shall protect those facilities in both their existing and their ultimate locations. The Contractor shall cooperate with owners and their Contractors of utility and privately owned facilities, for the relocation of said facilities, in accordance with Section 7-1.14, "Cooperation" of the Standard Specifications.

All water valves and covers, gas valves and covers, sewer manholes, survey monuments, survey markers and any other utility appurtenances shall be protected in place.

The Contractor's attention is directed to the existence of certain underground facilities that may require special precautions be taken by the Contractor to protect the health, safety and welfare of workmen and the public. Facilities requiring special precautions include, but are not limited to: conductors of petroleum products, oxygen, chlorine, and toxic or flammable gases; natural gas in pipe lines greater than 6 inches in diameter or pipe lines operating at pressures greater than 60 psi (gage); underground electric supply system conductors or cables either directly buried or in duct or conduit which do not have concentric neutral conductors or other effectively grounded metal shields or sheaths; and underground electrical conductors with potential to ground of more than 300 volts. The Contractor shall notify the Engineer at least twenty-four hours prior to performing any work in the vicinity of such facilities.

Attention is directed to the requirements of Government Code Sections 4216-4216.9 pertaining to existing utility facilities.

The Contractor shall assume that every house, building and lot within the project limits has utility service pipes and conductors (laterals), and that utility main and trunk facilities exist within the project limits. The Contractor shall determine if it is warranted to determine the exact location of these utility service laterals and existing main lines, unless directed by the Engineer to pot-hole at specific locations, or as otherwise required herein. The Contractor will not be directly reimbursed for determining the exact location of the utility main lines or services laterals but shall include any compensation for this work in the contract price paid for the various items of work. Any damage to existing main lines or service laterals for which pot-holing was not performed shall be considered damage due to not using reasonable care and the damage shall be repaired at the Contractor's expense.

The Contractor shall conduct his operations with the assumption that underground utility facilities exist within the project limits. The Contractor shall exercise caution and best construction practices for safety and for protection of underground facilities. The approximate locations of underground utility facilities, as shown on the plans, are based on information provided by the respective owners, listed below. The Contractor shall also utilize the markings of the regional notification center (Underground Service Alert), and above-ground utility appurtenances to determine the existence and approximate location of underground utilities.

No excavation shall be made within 4 feet of any underground utilities, as shown on the plans and/or marked by Underground Service Alert, unless and until such utilities have been positively located as to horizontal and vertical position. This requirement applies to all underground electric, natural gas, toxic or flammable gas, chlorine, oxygen or petroleum facilities.

Forty-eight hours prior to beginning construction, the Contractor shall notify the following agencies:

Underground Service Alert	800-227-2600
Southern California Edison Company	714-796-9932
Southern California Gas Company	818-701-4546
Charter Communications	951-343-5100

Santa Ana Watershed Project Authority  
Kinder Morgan Energy Partners, L.P.  
Questar Southern Trails Pipeline  
Time Warner Cable

951-354-4220  
714-560-4600  
801-324-3388  
951-549-3977

### **Method of Payment**

Full compensation for all costs, including labor, equipment, materials and incidentals, required to comply with the requirements of this section above, including protection of water valves and covers, gas valves and covers, sewer manholes, survey monuments, survey markers and any other utility appurtenances, shall be considered as included in the various items of work, and no additional compensation will be allowed therefor.

### **Adjustments to Grade for Obstructions**

The Contractor shall adjust to finish grade any valve covers encountered within the project limits, as required, for those utility valves that are provided with slip cans and are adjustable without the replacement of parts or the removal of concrete collars. In cases where the owning utility company insists upon upgrades in the standards, or when additional parts or the removal of concrete collars are required for the adjustment, said adjustment will be the responsibility of the owning utility company.

Communication and coordination with the owning utility company shall be the responsibility of the contractor.

For public safety, traffic shall not be allowed on temporary or permanent pavement until all manholes are either adjusted to grade or otherwise protected, as approved by the Engineer. The Contractor shall adjust to grade manholes and valves when and as necessary for the protection of the traveling public during construction, and shall coordinate all work on said facilities with the owning utility companies. This requirement is intended for traffic that is to be allowed on temporary surfaces during the course of construction. Final adjustment to grade will be the responsibility of the owning utility company, except as provided herein.

Said work shall be performed in accordance with Section 15-2.05A, "Frames, Covers, Grates, and Manholes" of the Standard Specifications. Full compensation for adjustment of valve covers shall be considered as included in the contract price paid for asphalt concrete or applicable items of work in the event that there is no asphalt concrete bid item, and no additional compensation will be allowed therefor.

All existing utility facilities shall be protected from damage by the Contractor's operations.

Unless otherwise provided herein, the owning utility companies will not be obligated to lower their surface utilities (manholes and valve covers) for Contractor's grading, grinding and/or paving operations. The contractor shall lower surface facilities, including manholes and valve covers, to facilitate construction, and the following shall apply:

1. Contractor shall coordinate all work with the utility owner.

2. Contractor shall be responsible for all costs and shall be responsible for any damage caused to the owner's facilities. If the Contractor observes any pre-existing damage to the utility facilities, the Contractor shall notify the Engineer and the utility owner of that damage prior to performing additional work on the facility.
3. Contractor shall, after removing grade rings and covers, arrange for pickup by, or delivery to, the owner's yard. Any and all concrete collars removed by the Contractor shall become the property of the Contractor, and shall be disposed of as specified elsewhere in these special provisions.
4. The Contractor is advised that he is responsible for ensuring that construction materials do not enter the utility owner's facilities. The Contractor shall install traffic bearing steel plates for this purpose, and provide all coordination and transportation necessary. It is recommended that the Contractor request the utility owner to provide such steel plates. If the Contractor provides steel plates, it shall be the Contractor's responsibility to coordinate with the utility owner for the return of the steel plates to the Contractor after final adjustment to grade. If the Contractor utilizes utility owner's steel plates, and if the Contract items of work include adjustment to final grade, the Contractor shall return the steel plates to the Utility owner's yard, or as otherwise arranged with the Utility owner.
5. Prior to paving or covering the plated utility facility, the Contractor shall tie-out the facility utilizing a method acceptable to the utility owner and provide notes and data of all covered facilities to both the utility owner and the Engineer.
6. The Contractor shall notify the utility owner, upon completion of the Contractor's work, when the utility owner may move in to make the final adjustments to grade.
7. The requirements for lowering of surface facilities shall not apply to vaults. The Contractor shall notify the utility owner of the need to make adjustments to such major facilities.
8. The Contractor is reminded that the utility facilities are owned by public and private utility companies that operate their facilities within public rights of way. The utility owner's preferences with regards to the handling of its facilities shall be complied with to the greatest extent feasible.

#### **Method of Payment**

Full compensation for initial lowering of surface utilities facilities shall be considered as included in the contract price paid for asphalt concrete, or applicable items of work in the event that there is no asphalt concrete bid item, and no additional compensation will be allowed therefor.

**REFERENCE DRAWINGS**

CONSTRUCTION PROJECT FUNDING IDENTIFICATION SIGN

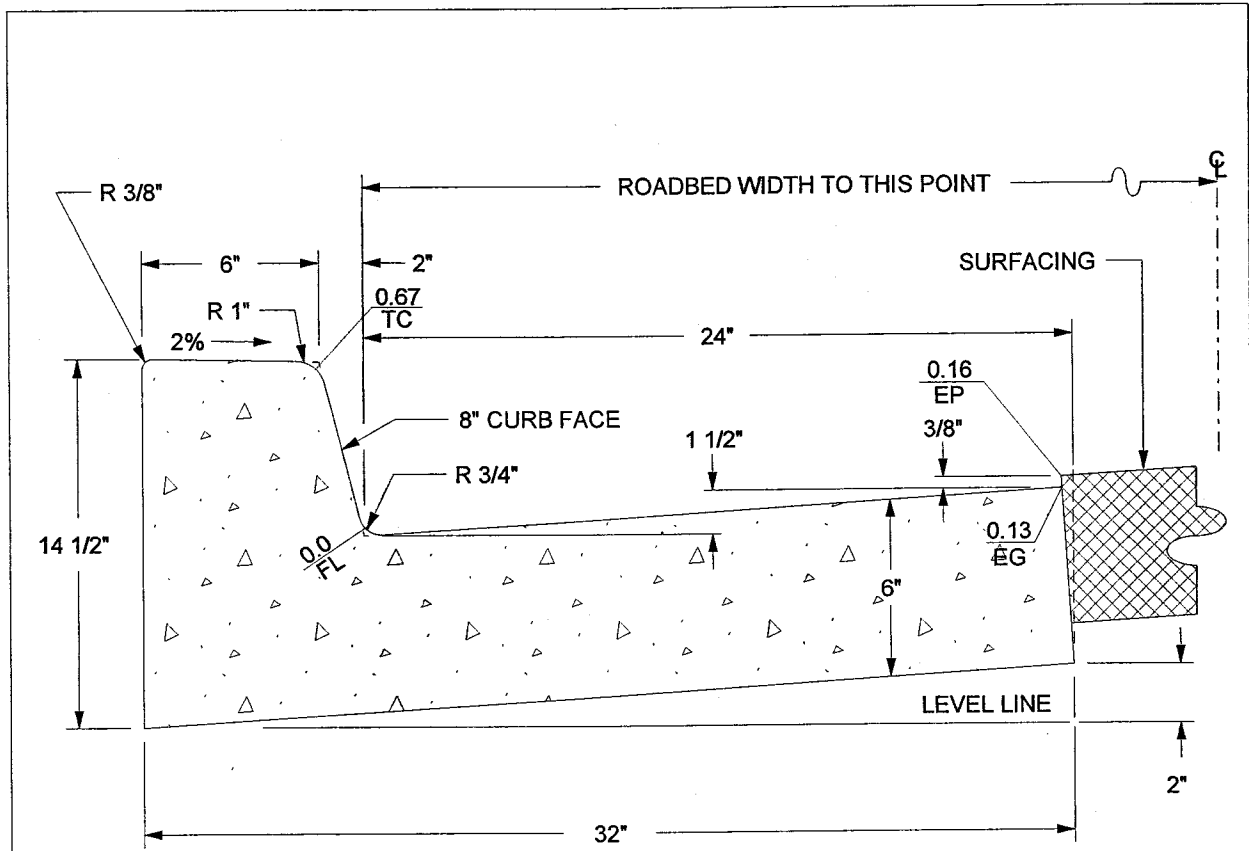
State Transportation Bond Funds

AT WORK

**Ramona Expressway  
Rehabilitation**



County of Riverside Transportation Department



CLASS "B" CONCRETE

1.73 CU. FT. / L.F.

1 CU. YD. = 15.60 L.F.


ABBREVIATIONS:


TC = TOP OF CURB

FL = FLOWLINE

EG = EDGE OF GUTTER

EP = EDGE OF PAVEMENT

APPROVED BY:  
  
 DATE: 05/01/07  
 DIRECTOR OF TRANSPORTATION  
 GEORGE A. JOHNSON, RCE 42328



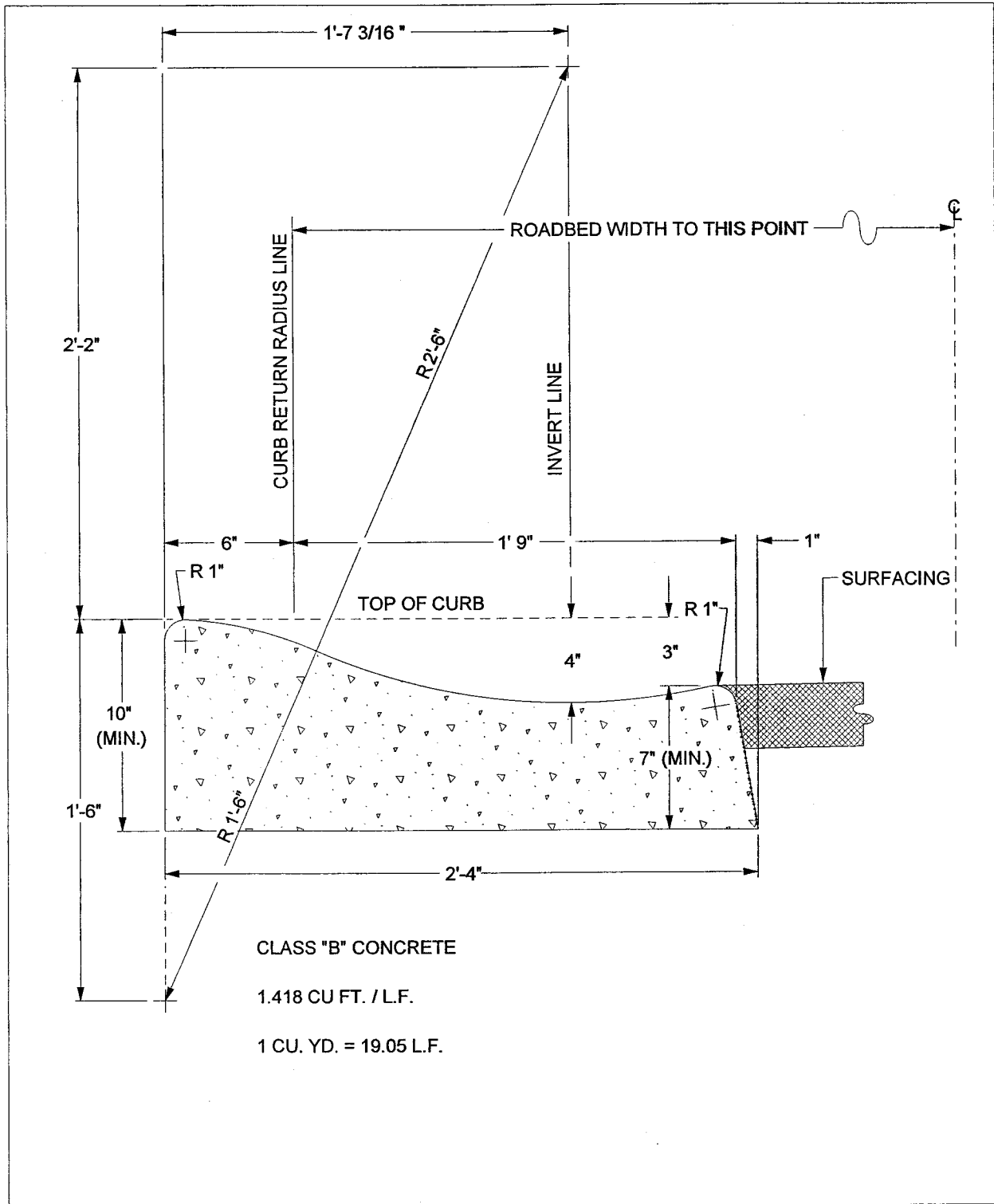
COUNTY OF RIVERSIDE

**TYPE A-8 CURB**

REVISIONS	REV.	BY:	APR'D	DATE	REV.	BY:	APR'D	DATE
8-71, 9-88	1				4			
2-90, 11-04	2				5			
	3				6			

STANDARD NO. 201






APPROVED BY:

*George A. Johnson*  
 DIRECTOR OF TRANSPORTATION  
 GEORGE A. JOHNSON, RCE 42328

DATE: 05/01/07

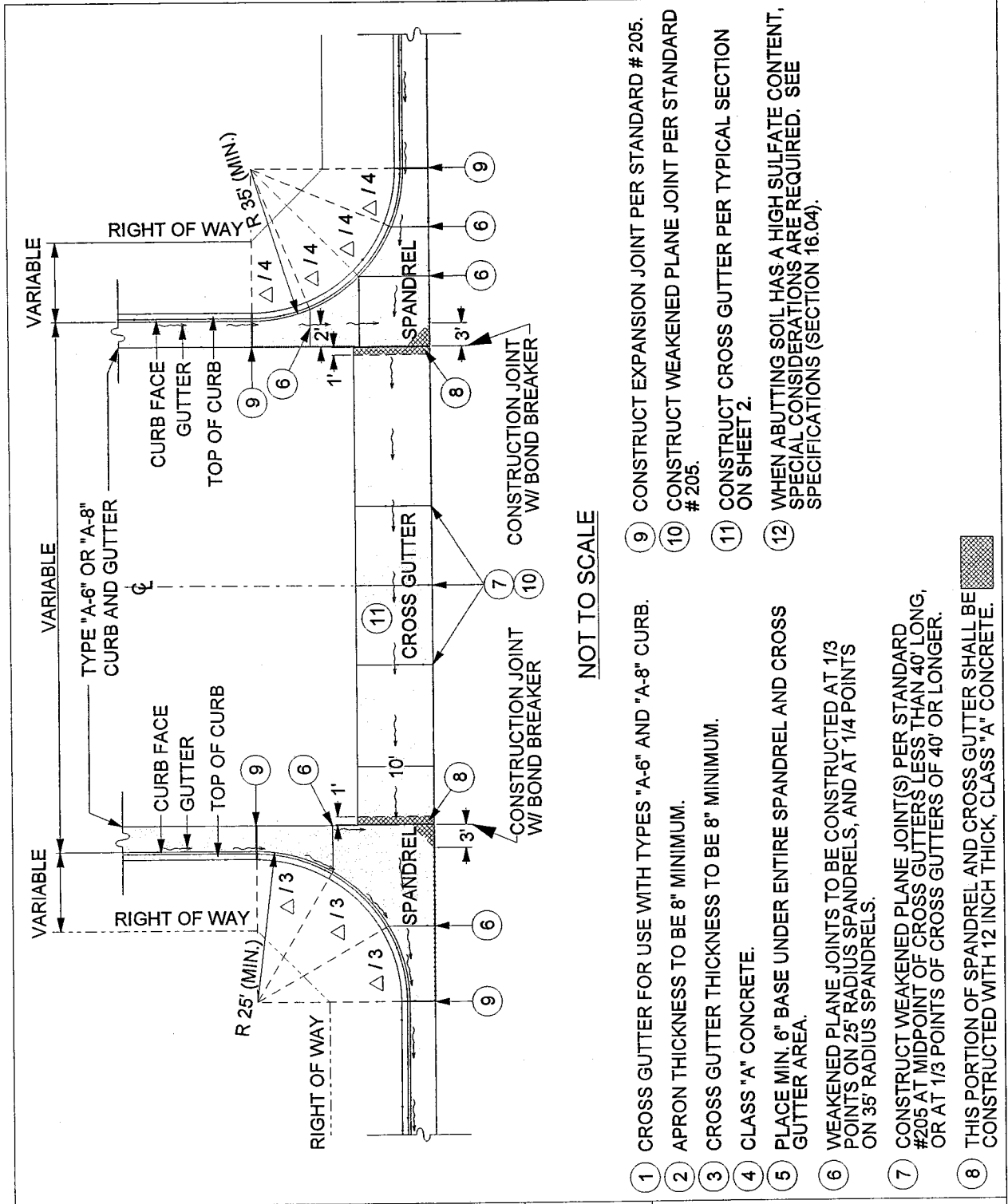


COUNTY OF RIVERSIDE

**TYPE "C" CURB**

REVISIONS	REV.	BY:	APR'D	DATE	REV.	BY:	APR'D	DATE
2-71, 3-82	1				4			
2-90, 11-04	2				5			
	3				6			

STANDARD NO. 202



NOT TO SCALE

- 1 CROSS GUTTER FOR USE WITH TYPES "A-6" AND "A-8" CURB.
- 2 APRON THICKNESS TO BE 8" MINIMUM.
- 3 CROSS GUTTER THICKNESS TO BE 8" MINIMUM.
- 4 CLASS "A" CONCRETE.
- 5 PLACE MIN. 6" BASE UNDER ENTIRE SPANDREL AND CROSS GUTTER AREA.
- 6 WEAKENED PLANE JOINTS TO BE CONSTRUCTED AT 1/3 POINTS ON 25' RADIUS SPANDRELS, AND AT 1/4 POINTS ON 35' RADIUS SPANDRELS.
- 7 CONSTRUCT WEAKENED PLANE JOINT(S) PER STANDARD #205 AT MIDPOINT OF CROSS GUTTERS LESS THAN 40' LONG, OR AT 1/3 POINTS OF CROSS GUTTERS OF 40' OR LONGER.
- 8 THIS PORTION OF SPANDREL AND CROSS GUTTER SHALL BE CONSTRUCTED WITH 12 INCH THICK, CLASS "A" CONCRETE.
- 9 CONSTRUCT EXPANSION JOINT PER STANDARD # 205.
- 10 CONSTRUCT WEAKENED PLANE JOINT PER STANDARD # 205.
- 11 CONSTRUCT CROSS GUTTER PER TYPICAL SECTION ON SHEET 2.
- 12 WHEN ABUTTING SOIL HAS A HIGH SULFATE CONTENT, SPECIAL CONSIDERATIONS ARE REQUIRED. SEE SPECIFICATIONS (SECTION 16.04).

APPROVED BY:

*George A. Johnson*  
 DIRECTOR OF TRANSPORTATION  
 GEORGE A. JOHNSON, RCE 42328

DATE: 05/01/07

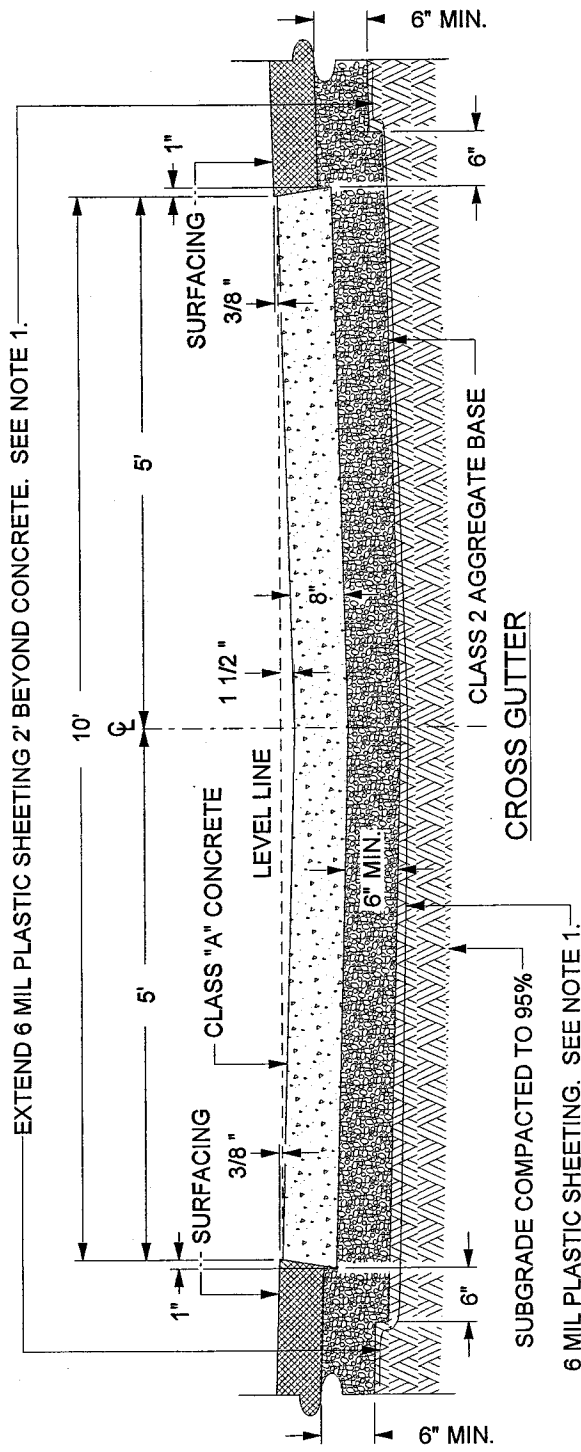


COUNTY OF RIVERSIDE

**CROSS GUTTER  
(LAYOUT)**

STANDARD NO. 209 (1 OF 2)

REVISIONS		REV.	BY:	APR'D	DATE	REV.	BY:	APR'D	DATE
11-77, 8-82		1				4			
9-88, 2-90		2				5			
11-04		3				6			




NOT TO SCALE

**NOTE**  
 1. WHEN ABUTTING SOIL HAS A HIGH SULFATE CONTENT, SPECIAL CONSIDERATIONS ARE REQUIRED. SEE SPECIFICATIONS (SECTION 16.04).

APPROVED BY:

*George A. Johnson*  
 DIRECTOR OF TRANSPORTATION  
 GEORGE A. JOHNSON, RCE 42328

DATE: 05/01/07

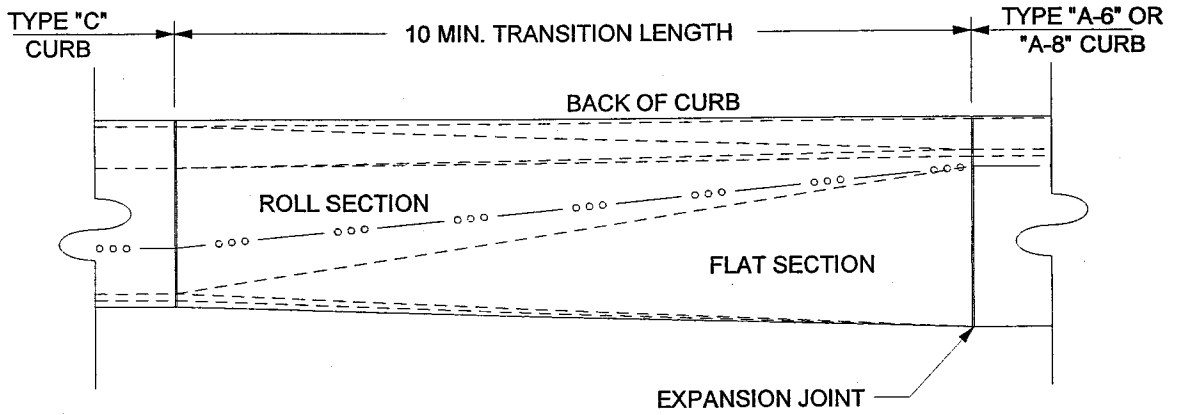


COUNTY OF RIVERSIDE

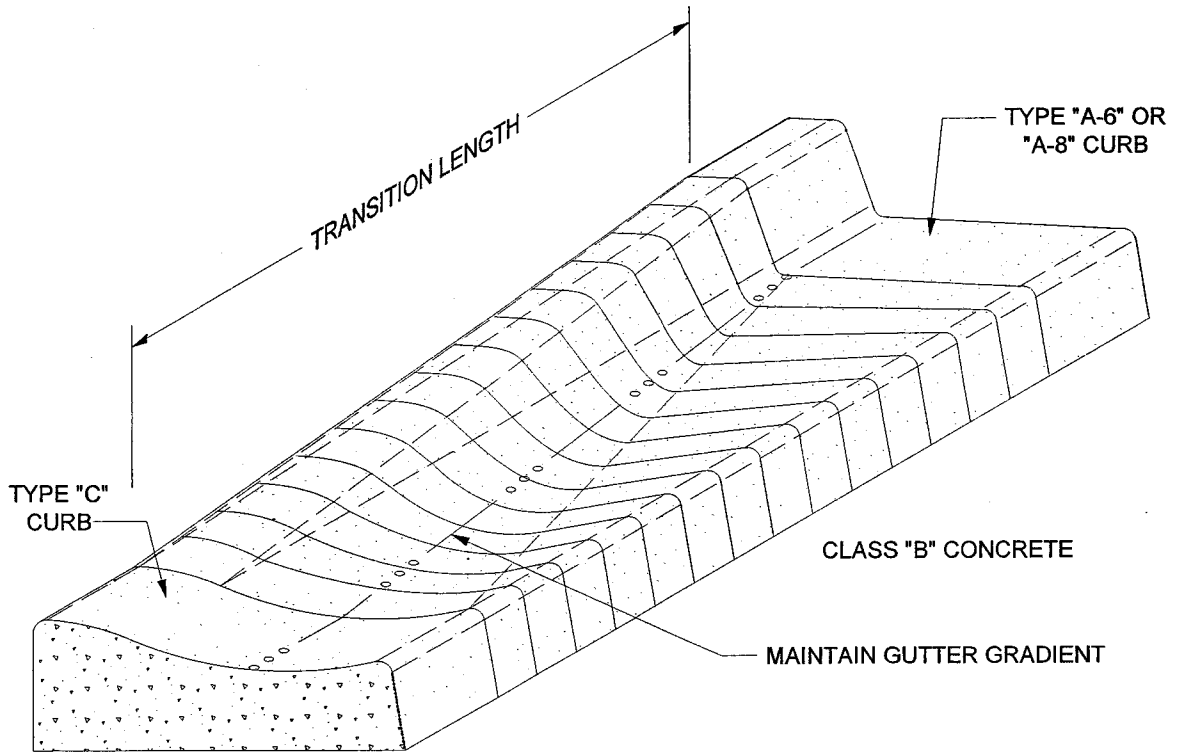
**CROSS GUTTER  
 (TYPICAL SECTION)**

REVISIONS	REV.	BY:	APR'D	DATE	REV.	BY:	APR'D	DATE
8-71, 9-88	1				4			
2-90, 12-97	2				5			
11-04	3				6			

STANDARD NO. 209 (2 OF 2)



PLAN VIEW




ISOMETRIC VIEW

NOT TO SCALE

APPROVED BY:

*George A. Johnson*  
 DIRECTOR OF TRANSPORTATION  
 GEORGE A. JOHNSON, RCE 42328

DATE: 05/01/07

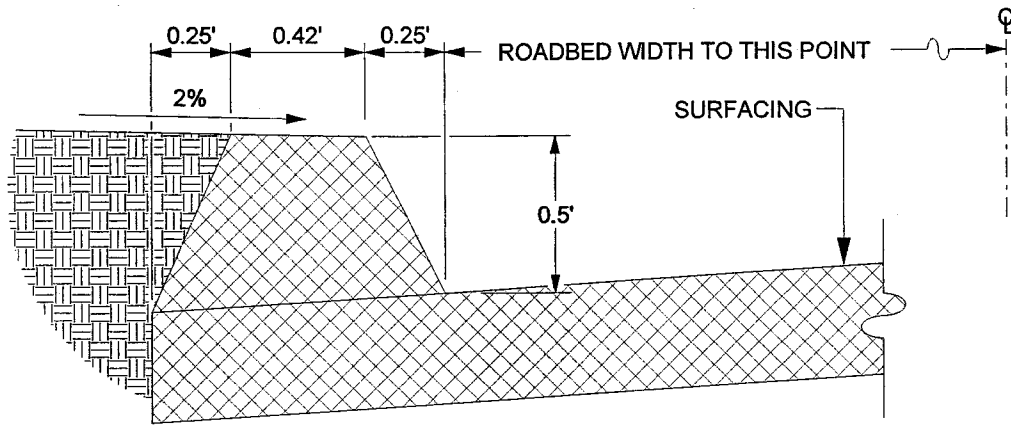


COUNTY OF RIVERSIDE

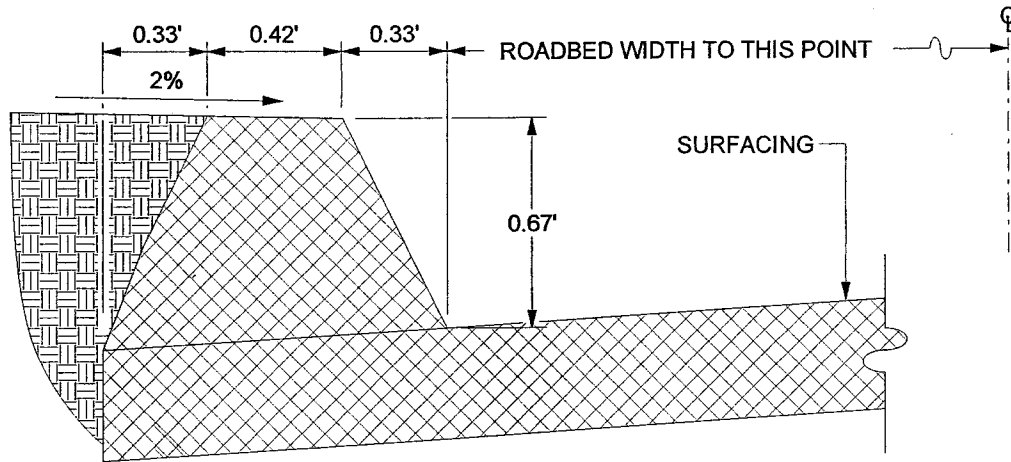
**CURB TRANSITION**

REVISIONS	REV.	BY:	APR'D	DATE	REV.	BY:	APR'D	DATE
8-24-71, 6-82	1				4			
	2				5			
	3				6			

STANDARD NO. 211



**6" A.C. DIKE**



**8" A.C. DIKE**


**NOT TO SCALE**

NOTE: A.C. DIKE REQUIRED WHERE FILL SLOPES ARE STEEPER THAN 4:1, MATERIAL IS SUSCEPTIBLE TO EROSION, OR WHERE ROADWAY GRADIENT EXCEEDS 3%.

APPROVED BY:

*George A. Johnson*  
 DIRECTOR OF TRANSPORTATION  
 GEORGE A. JOHNSON, RCE 42328

DATE: 05/01/07

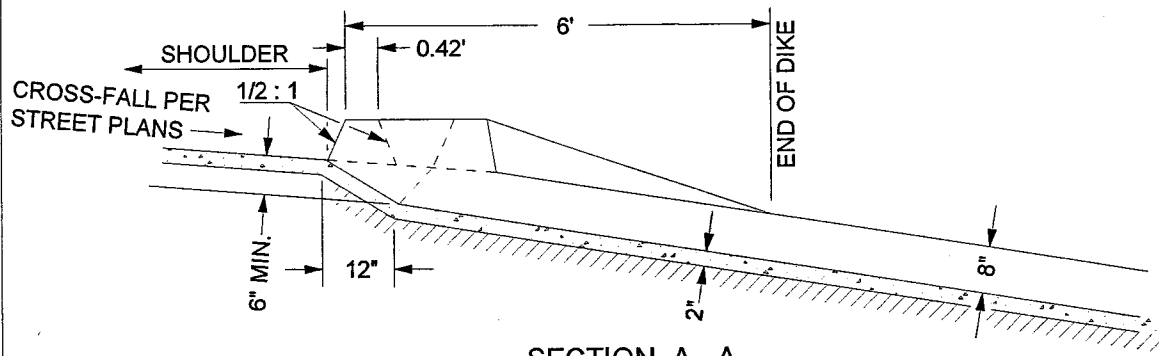


COUNTY OF RIVERSIDE

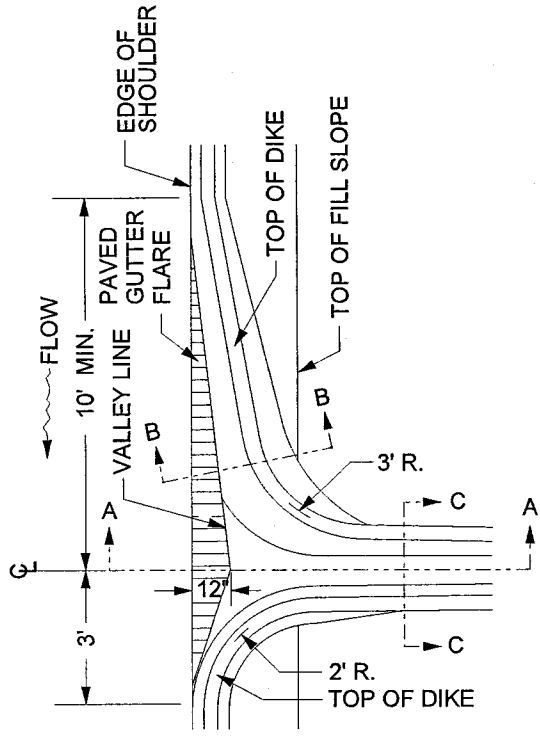
**ASPHALT CONCRETE  
 DIKES**

REVISIONS	REV.	BY:	APR'D	DATE	REV.	BY:	APR'D	DATE
	1				4			
	2				5			
	3				6			

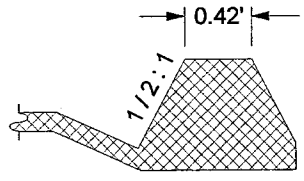
STANDARD NO. 212



SECTION A - A

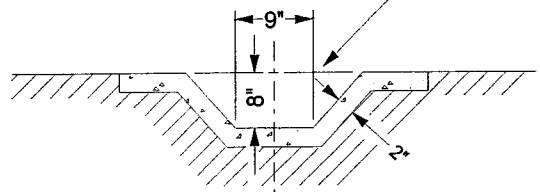


PLAN



SECTION B - B

NOTE:  
 CROSS - SECTION OF SLOPE DITCH MAY BE SEMICIRCULAR, VEE, OR TRAPEZOIDAL.  
 MIN. TOP WIDTH = 25", MIN. DEPTH = 8".

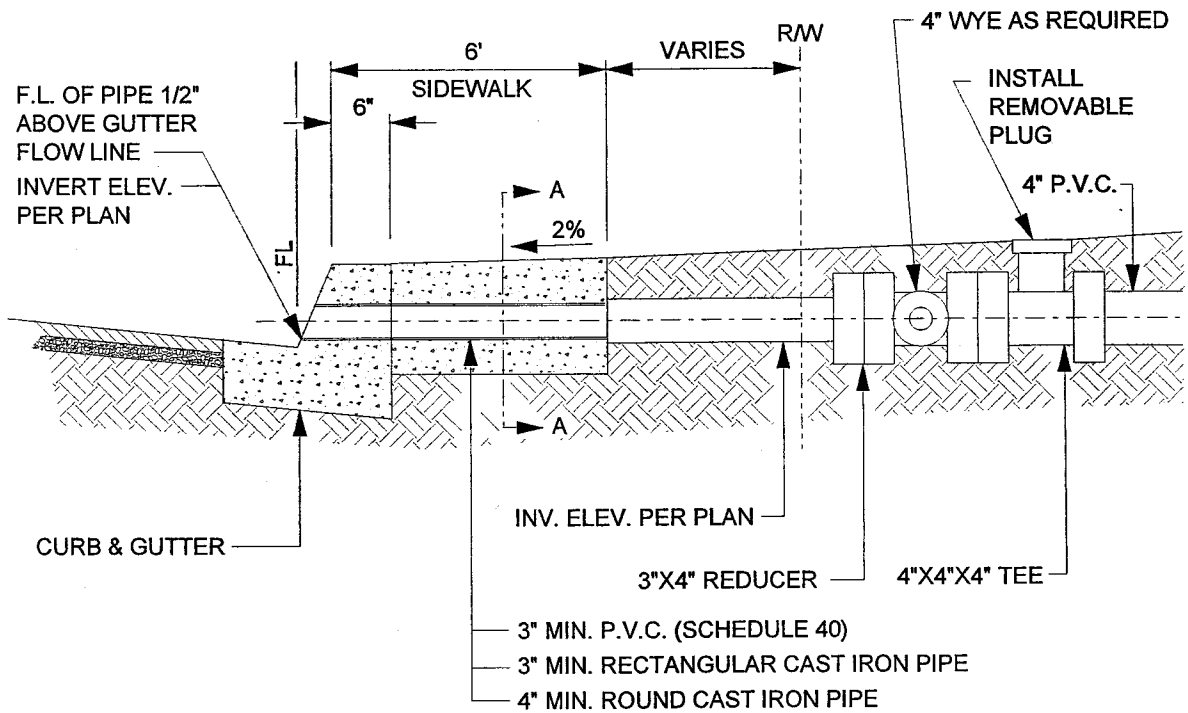


SECTION C - C

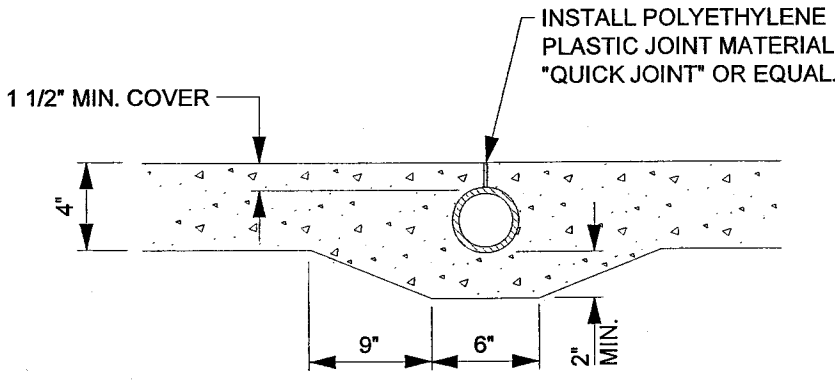
TO BE USED ON FILL SLOPES FLATTER THAN 4 : 1.  
 USE MIN. 10' LENGTH OF GUTTER ON BOTH SIDES  
 IN A SAG LOCATION. USE PIPE DOWNDRAINS FOR  
 SLOPES STEEPER THAN 4 : 1 SLOPES.

NOT TO SCALE

APPROVED BY:								COUNTY OF RIVERSIDE	
								DATE: 05/01/07	
REVISIONS		REV.	BY:	APR'D	DATE	REV.	BY:	APR'D	DATE
8-18-77, 2-82		1				4			
11-04		2				5			
		3				6			
								STANDARD NO. 306	



**ELEVATION**




**SECTION A-A**

**NOT TO SCALE**

APPROVED BY:

*George A. Johnson*  
 DIRECTOR OF TRANSPORTATION  
 GEORGE A. JOHNSON, RCE 42328

DATE: 05/01/07

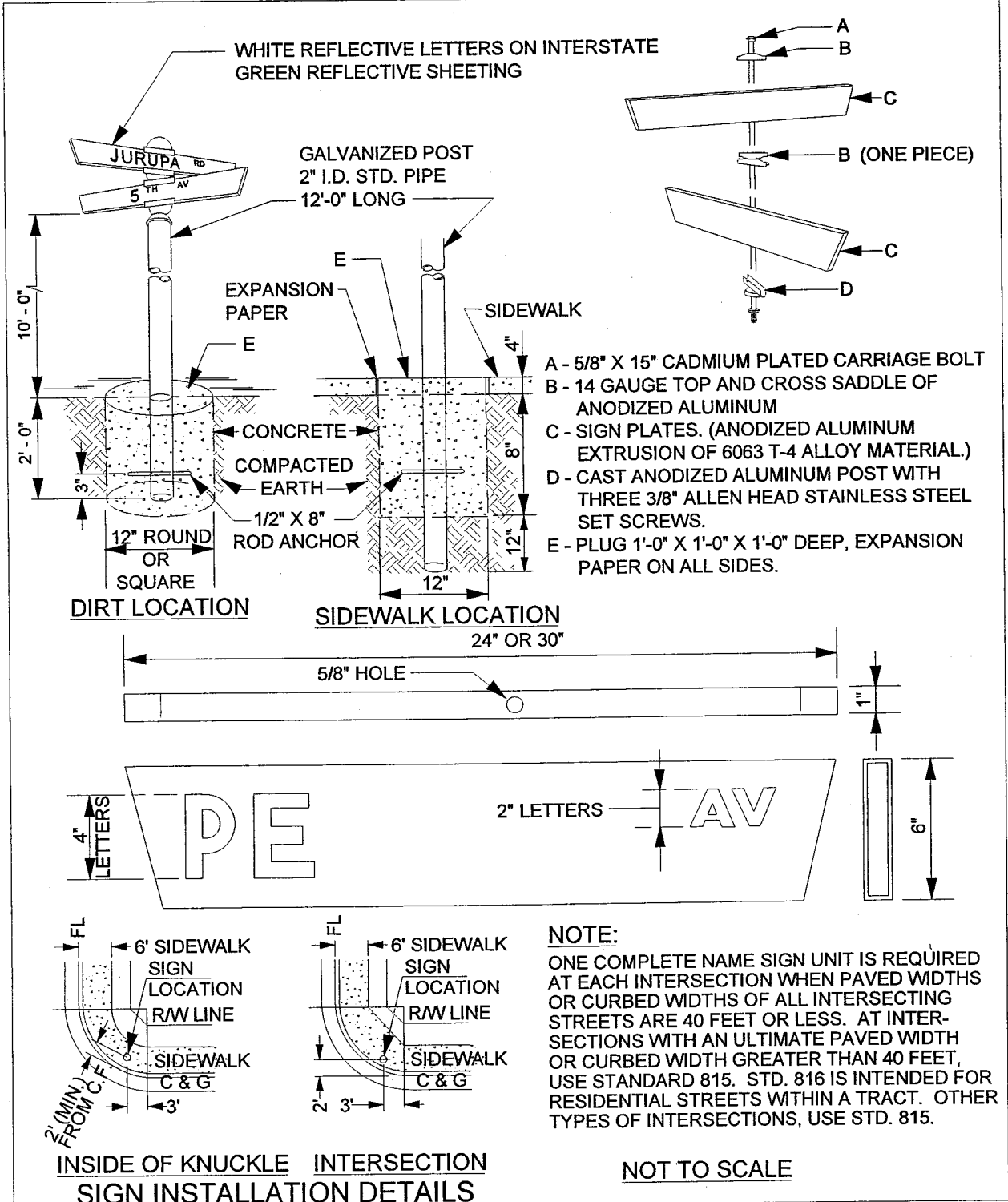


COUNTY OF RIVERSIDE

**PRIVATE DRAIN THROUGH CURB**


REVISIONS		REV.	BY:	APR'D	DATE	REV.	BY:	APR'D	DATE
11-04		1				4			
		2				5			
		3				6			

STANDARD NO. 310



APPROVED BY:  
*George A. Johnson*  
DIRECTOR OF TRANSPORTATION  
GEORGE A. JOHNSON, RCE 42328

DATE: 05/01/07



COUNTY OF RIVERSIDE

**STREET NAME SIGN**  
(CURB TO CURB WIDTH LESS THAN OR EQUAL TO 40')

REVISIONS		REV.	BY:	APR'D	DATE	REV.	BY:	APR'D	DATE
8-71	12-97, 1-00	1				4			
8-77	8-02, 11-04	2				5			
3-82, 4-90		3				6			

STANDARD NO. 816

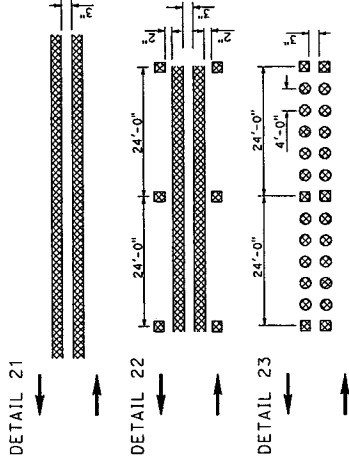


DIST	COUNTY	ROUTE	POST MILES	SHEET TOTAL
			TOTAL PROJECT	NO. SHEETS

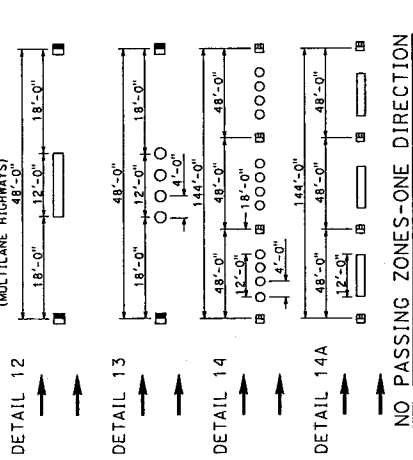
REGISTERED CIVIL ENGINEER  
 Donald E. ...  
 CHABOZ  
 3-31-07  
 MAY 1, 2006  
 PLANS APPROVAL DATE  
 The State of California, by the Office of the State Engineer, certifies that the above-named engineer is duly licensed and qualified to prepare and seal the above-named plans for the construction of the project herein.

To get to the California web site, go to: <http://www.cesb.ca.gov>

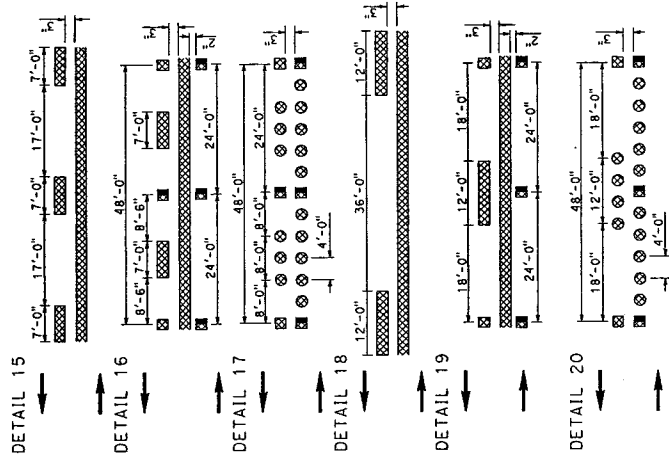
NO PASSING ZONES-TWO DIRECTION



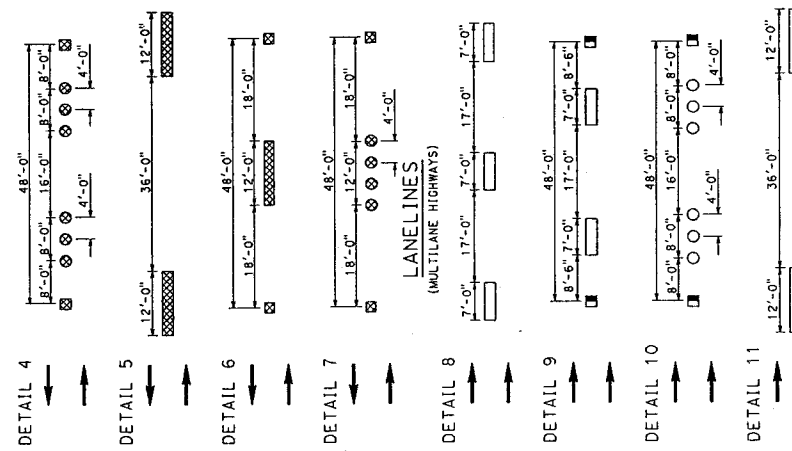
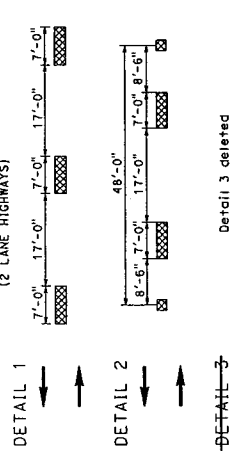
LANELINES (CONT.)  
(MULTILANE HIGHWAYS)



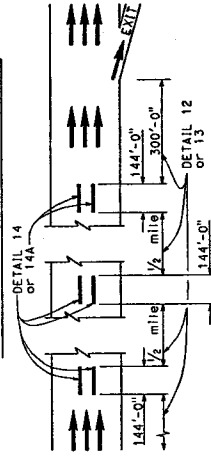
NO PASSING ZONES-ONE DIRECTION



CENTERLINES  
(2 LANE HIGHWAYS)



TYPICAL LANE LINE DELINEATION  
IN ADVANCE OF EXIT RAMP



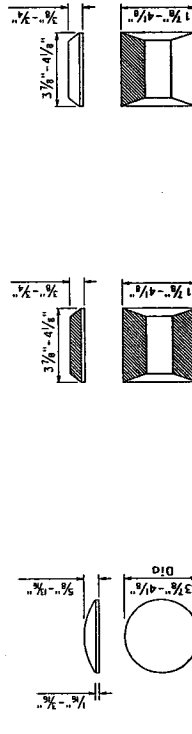
LEGEND

- MARKERS
- TYPE A White Non-reflective
  - ⊗ TYPE AY Yellow Non-reflective
  - ◻ TYPE C Red-clear Retroreflective
  - ◻ TYPE D Two-way Yellow Retroreflective
  - ◻ TYPE G One-way Clear Retroreflective
  - ◻ TYPE H One-way Yellow Retroreflective
- LINES
- 4" White
  - 4" Yellow
- Direction of Travel

NOTE:

Detail 14 is to be used in combination with Detail 13. Detail 14A is to be used in combination with Detail 12.

MARKER DETAILS



TYPE A & TYPE AY

TYPE C & TYPE D

TYPE G & TYPE H

STATE OF CALIFORNIA  
DEPARTMENT OF TRANSPORTATION

PAVEMENT MARKERS  
AND TRAFFIC LINES  
TYPICAL DETAILS

Retroreflective Face

NO SCALE

A20A

DIST	COUNTY	ROUTE	SHEET NO.	TOTAL SHEETS

REGISTERED CIVIL ENGINEER Donald L. Howe License No. CE0002 State of California, expires 12/31/07 I am not responsible for the contents of this drawing if it is used for any purpose other than that intended.
DATE: May 1, 2006 PLANS APPROVAL DATE: _____ The State of California or its officers or employees shall not be responsible for the consequences or use of this drawing for any purpose other than that intended.
To get the full California web site, go to: <a href="http://www.dgs.ca.gov">http://www.dgs.ca.gov</a>

**LEGEND**

**MARKERS**

- TYPE AY Yellow Non-reflective
- TYPE D Two-way Yellow Retroreflective
- TYPE H One-way Yellow Retroreflective

**LINES**

- 4" White
- 4" Yellow

Direction of Travel

**MEDIAN ISLANDS**

DETAIL 28

DETAIL 29

DETAIL 30

DETAIL 31

**INTERSECTION TREATMENTS**

DETAIL 34

DETAIL 34A

DETAIL 35

DETAIL 35A

**LEFT EDGELINES (DIVIDED HIGHWAYS)**

DETAIL 24

DETAIL 25

DETAIL 25A

DETAIL 26

DETAIL 27

**RIGHT EDGELINES**

DETAIL 27A deleted

DETAIL 27B

DETAIL 27C

**TWO-WAY LEFT TURN LANES**

DETAIL 32

DETAIL 33

**RIGHT EDGELINE EXTENSION THROUGH INTERSECTIONS**

DETAIL 27C

**MARKER DETAILS**

TYPE AY

TYPE D

TYPE H

Retroreflective Face

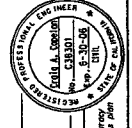
STATE OF CALIFORNIA  
DEPARTMENT OF TRANSPORTATION

**PAVEMENT MARKERS AND TRAFFIC LINES TYPICAL DETAILS**

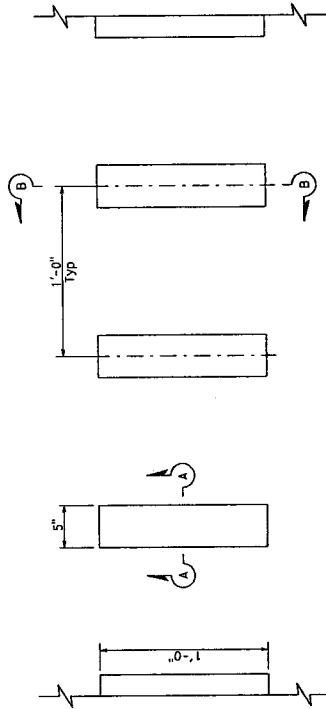

NO SCALE

A20B

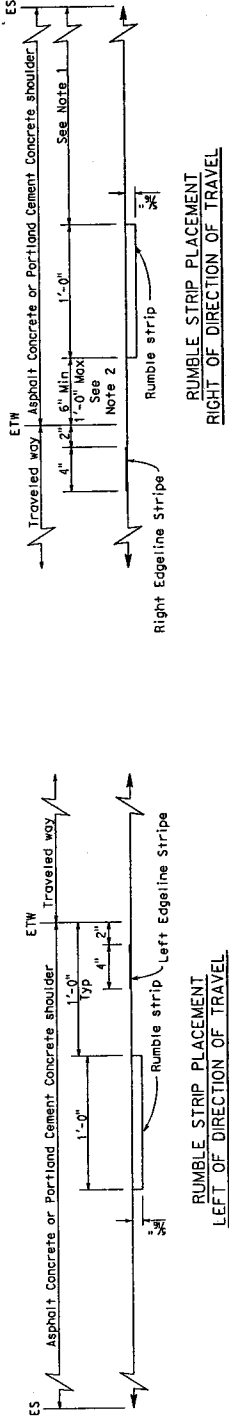
DIST	COUNTY	ROUTE	POST MILES	SHEET TOTAL
			TOTAL PROJECT	NO. SHEETS

  
**M. A. Gordon**  
 REGISTERED CIVIL ENGINEER  
 MAY 1, 2006  
 PLANS APPROVAL DATE  
 The State of California or its officers or agents shall not be held responsible for any errors or omissions or for any consequences or liabilities arising from or in connection with the use of the plans or drawings hereon or any part thereof.

To get to the California web site, go to: <http://www.ctd.ca.gov>



PLAN  
GROUND-IN INDENTATIONS



TYPICAL GROUND-IN RUMBLE STRIP SHOULDER PLACEMENT

STATE OF CALIFORNIA  
DEPARTMENT OF TRANSPORTATION

## SHOULDER RUMBLE STRIP DETAILS

### GROUND-IN INDENTATIONS

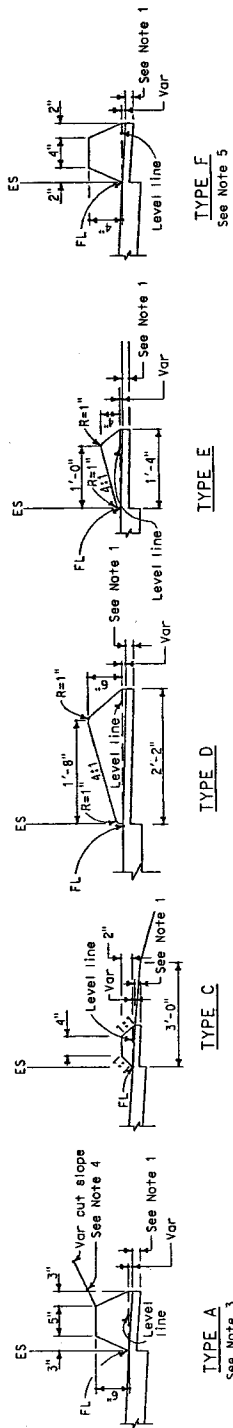
NO. SCALE

A 40B

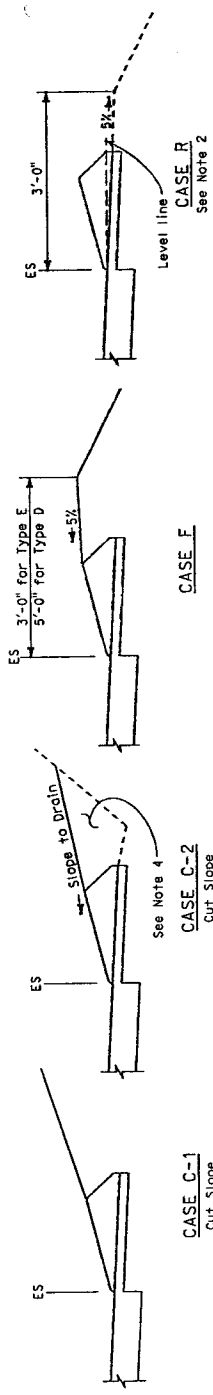
- NOTES:
- Where bicycles are permitted, shoulder rumble strips should not be used right of direction of travel unless a minimum of 5'-0" of clear shoulder width for bicycle use is available between the rumble strip and the outer edge of the shoulder. Where bicycles are not permitted, a minimum of 4'-0" of distance is required between the rumble strip and the outer edge of the shoulder.
  - Unless otherwise shown on the plans or specified in the special provisions, the 6" offset from the edge of traveled way to the edge of the rumble strip shall be used for rumble strip placement right of the direction of travel.

DIST. COUNTY	ROUTE	POST MILES	SHEET TOTAL
			NO. SHEETS

REGISTERED CIVIL ENGINEER  
 MOY 1, 2006  
 PLANS APPROVAL DATE  
 REGISTERED PROFESSIONAL ENGINEER  
 STATE OF CALIFORNIA  
 No. 02-31-06  
 I hereby certify that I am a duly licensed and registered professional engineer for the emergency repair and maintenance of the roadway and its appurtenances and that I am the responsible engineer for the emergency repair and maintenance of this plan.  
 To get to the California web site, go to: <http://www.cesb.ca.gov>



**DIKES**



**TYPE D AND E BACKFILL DETAILS**

DIKE QUANTITIES

TYPE	CUBIC YARDS PER LINEAR FOOT
A	0.0135
C	0.0038
D	0.0293
E	0.0130
F	0.0066

Quantities based on 5% cross slope.

- NOTES:**
- For AC shoulders only, extend top layer of AC placed on the shoulder under dike with no joint at the ES.
  - Case R applies to retrofit only projects where restrictive conditions do not provide enough width for Case F backfill.
  - Type A dike only to be used where restrictive slope conditions do not provide enough width to use Type D or Type E dike.
  - Fill and compact with excavated material to top of dike.
  - Use Type F dike, where dike is required with guard railing installations. See Standard Plan A77C4 for dike positioning details.

STATE OF CALIFORNIA  
 DEPARTMENT OF TRANSPORTATION  
**ASPHALT CONCRETE DIKES**  
 NO SCALE

**A87B**

DATE	COUNTY	ROUTE	POST MILES	SHEET TOTAL
			TOTAL PROJECT	NO. SHEETS

*Randall D. Hiett*  
REGISTERED CIVIL ENGINEER

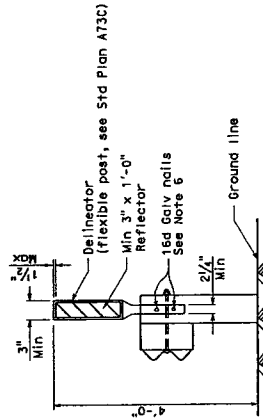
MAY 20, 2011  
PLANS APPROVAL DATE

Professional Engineer No. 526208  
Civil  
State of California  
The State of California or the State Department of Transportation or its agents do not assume any responsibility or liability for the accuracy or completeness or appropriateness of this plan.

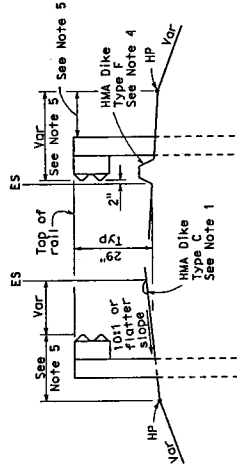
To accompany plans dated \_\_\_\_\_

**NOTES:**

1. When necessary to place dike in front of face of guard railing, only Type C dike may be used. For dike details, see Standard Plan A87B.
2. For standard railing post embedment, see Standard Plans A77C3.
3. Guard railing delineation to be used where shown on the Project Plans.
4. When dike or curb is placed under guard railing, the maximum height of the dike or curb shall be 4". Mountable dike should not be used. For dike and curb details, see Standard Plans A87A and A87B.
5. For details of typical distance between the face of roll and hinge point, see Standard Plan A77C3.
6. For steel line posts, use 1/4" - 20 self-tapping screws in 0.22" diameter holes or 1/4" bolts in 5/8" diameter holes.



**GUARD RAILING DELINEATION**  
See Note 3



**DIKE POSITIONING**  
See Note 1

STATE OF CALIFORNIA  
DEPARTMENT OF TRANSPORTATION

**METAL BEAM GUARD RAILING  
TYPICAL RAILING DELINEATION  
AND DIKE POSITIONING DETAILS**

NO SCALE

RSP A77C4 DATED MAY 20, 2011, SUPERSEDES RSP A77C4 DATED JUNE 5, 2008, AND STANDARD PLAN A77C4 DATED MAY 1, 2006 - PAGE 47 OF THE STANDARD PLANS BOOK DATED MAY 2006.

**REVISED STANDARD PLAN RSP A77C4**

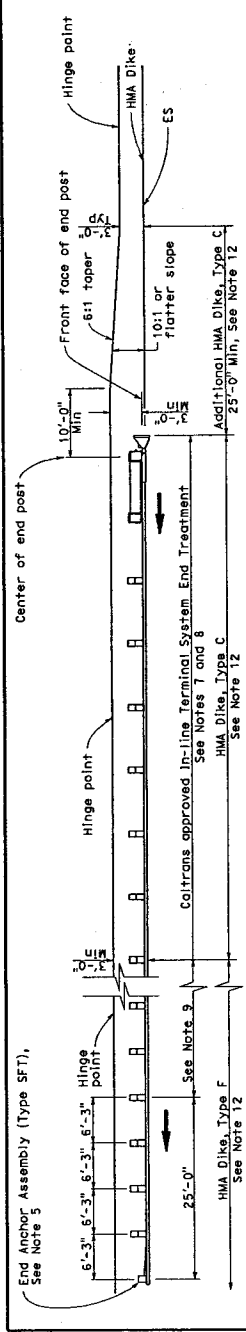
DIST	COUNTY	ROUTE	POST MILES	SHEET TOTAL
			TOTAL PROJECT	NO. SHEETS

**Randall D. Hiett**  
REGISTERED CIVIL ENGINEER

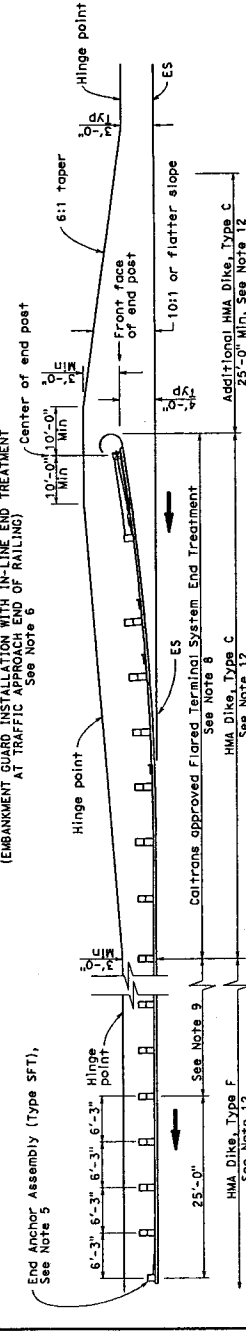
JUNE 6, 2008  
PLANS APPROVAL DATE

THE STATE OF CALIFORNIA  
DIVISION OF HIGHWAYS  
STANDARD PLAN RSP A77E1  
FOR THE CONSTRUCTION OF  
EMPALEMENTS OF THIS TYPE

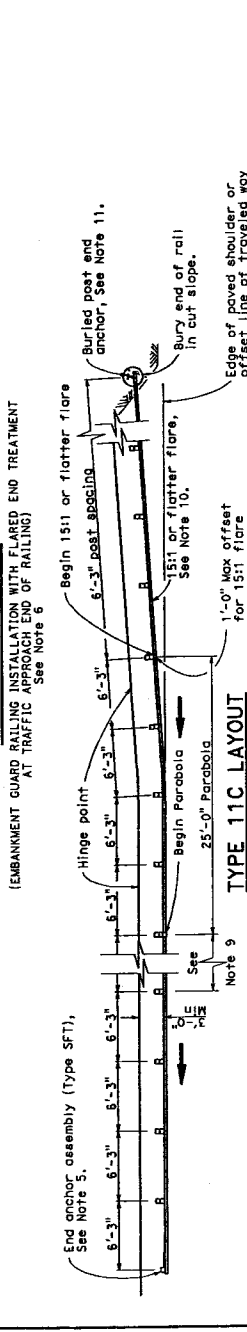
To accompany plans dated \_\_\_\_\_



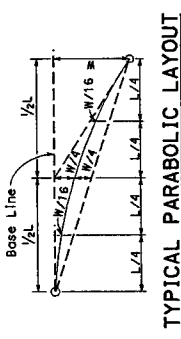
**TYPE 11A LAYOUT**  
(EMBANKMENT GUARD INSTALLATION WITH IN-LINE END TREATMENT AT TRAFFIC APPROACH END OF RAILING)  
See Note 6



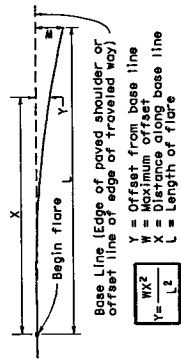
**TYPE 11B LAYOUT**  
(EMBANKMENT GUARD RAILING INSTALLATION WITH FLARED END TREATMENT AT TRAFFIC APPROACH END OF RAILING)  
See Note 6



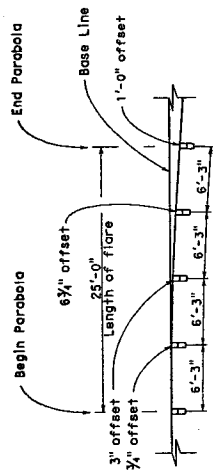
**TYPE 11C LAYOUT**  
(EMBANKMENT GUARD RAILING INSTALLATION WITH BURIED END ANCHOR TREATMENT AT TRAFFIC APPROACH END OF RAILING)  
See Notes 6 and 12



**TYPICAL PARABOLIC LAYOUT**



**PARABOLIC FLARE OFFSETS**



**TYPICAL FLARE OFFSETS  
FOR 1 FOOT MAX END OFFSET**

**METAL BEAM GUARD RAILING  
TYPICAL LAYOUTS FOR  
EMBANKMENTS**

STATE OF CALIFORNIA  
DEPARTMENT OF TRANSPORTATION

NO SCALE

RSP A77E1 DATED JUNE 6, 2008 SUPERSEDES STANDARD PLAN A77E1  
DATED MAY 1, 2006 - PAGE 48 OF THE STANDARD PLANS BOOK DATED MAY 2006.

**REVISED STANDARD PLAN RSP A77E1**

- NOTES:**
- Line post, blocks and hardware to be used are shown on Standard Plans A77A1, A77A2, A77B1, A77C1, and A77C2.
  - Guard rail post spacing to be 6'-3" center to center, except as otherwise noted.
  - Except as noted, line posts are 6" x 8" x 6'-0" wood with 6" x 8" x 1'-2" notched wood blocks or recycled plastic blocks may be used for 6" x 8" x 6'-0" wood post with 6" x 8" x 1'-2" wood blocks where applicable and when specified.
  - Direction of adjacent traffic indicated by →.
  - For End Anchor Assembly (Type SFT) details, see Standard Plan A77H1.
  - Layouts Types 11A, 11B or 11C are typically used where guard railing is recommended to shield embankment slopes and a crashworthy end treatment is required for only one direction of traffic.
  - In-line Terminal System End Treatments are used where site conditions will not accommodate a flared end treatment.
  - The type of terminal system end treatment to be used will be shown on the Project Plans.
  - Dependent on site conditions (embankment height and side slope), construction of additional guard railing (length equal to multiples of 12'-6" with 6'-3" post spacing) may be advisable.
  - The 15:1 or flatter flare used with buried end anchors is based on the edge of the guard railing within the 15:1 or flatter flare. The length of flare should be a length equal to multiples of 12'-6".
  - For details of the buried post end anchor used with Type 11C Layout, see Standard Plan A77I2.
  - Where placement of dike is required with guard railing installations, see Revised Standard Plan RSP A77C4 for dike positioning details.

DIST.	COUNTY	ROUTE	POST MILES	SHEET TOTAL
			TOTAL PROJECT	NO. SHEETS

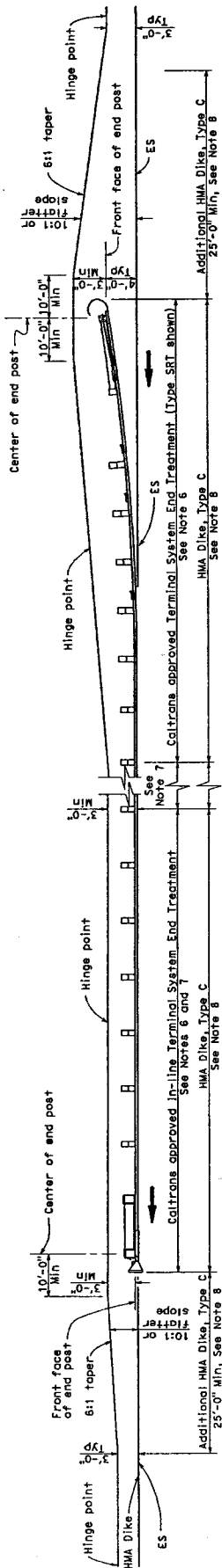
*Randall D. Hest*  
REGISTERED CIVIL ENGINEER

JUNE 6, 2008  
PLANS APPROVAL DATE

RECEIVED PROFESSIONAL ENGINEER'S SEAL  
RANDALL D. HEST  
NO. 43360  
EXPIRES 6-30-08  
STATE OF CALIFORNIA

The State of California or its officers or agents shall not be held liable for consequences or electronic copies of this plan.

To accompany plans dated \_\_\_\_\_



**TYPE 11H LAYOUT**

(EMBANKMENT GUARD RAILING INSTALLATION WITH FLARED END TREATMENT AND AN IN-LINE TREATMENT AT THE ENDS OF RAILING)  
See Notes 5 and 8

**NOTES:**

- Line post, blocks and hardware to be used are shown on Standard Plans AT7A1, AT7A2, AT7B1, AT7C1 and AT7C2.
- Guard rail post spacing to be 6'-3" center to center, except as otherwise noted.
- Except as noted, line posts are 6" x 8" x 6'-0" wood with 6" x 8" x 1'-2" wood blocks, 16 x 16 steel posts, 6'-0" in length. Hardware blocks may be used for 6" x 8" x 6'-0" wood post with 6" x 8" x 1'-2" wood blocks where applicable and when specified.
- Direction of adjacent traffic indicated by →

- Layout Types 11D through 11L, shown on the AT7E Series of Revised Standard Plans, may be used in lieu of this layout. It is recommended to shield embankment slopes and a crashworthy end treatment is required for both directions of traffic.
- The type of terminal system end treatment to be used will be shown on the Project Plans.
- Dependent on site conditions (embankment height and side slope), construction of additional guard railing (length equal to multiples of 12'-6" with 6'-3" post spacing) may be advisable.
- Where placement of dike is required with guard railing installations, see Revised Standard Plan Rsp AT7C4 for dike positioning details.

STATE OF CALIFORNIA  
DEPARTMENT OF TRANSPORTATION

**METAL BEAM GUARD RAILING  
TYPICAL LAYOUTS FOR  
EMBANKMENTS**

NO SCALE

RSP A77E4 DATED JUNE 6, 2008 SUPERSEDES STANDARD PLAN A77E4  
DATED MAY 1, 2006 - PAGE 51 OF THE STANDARD PLANS BOOK DATED MAY 2006.

**REVISED STANDARD PLAN RSP A77E4**

DIST	COUNTY	ROUTE	POST MILES	SHEET NO.	TOTAL SHEETS

REGISTERED CIVIL ENGINEER  
 MAY 1, 2006  
 EXPIRES 5-31-07  
 THE STATE OF CALIFORNIA  
 DEPARTMENT OF TRANSPORTATION  
 DIVISION OF HIGHWAYS  
 1201 K STREET, SACRAMENTO, CA 95833  
 PROJECT NO. 06-0000  
 SHEET NO. 06-0000-01  
 TOTAL SHEETS 01

1201 K STREET, SACRAMENTO, CA 95833  
 PROJECT NO. 06-0000  
 SHEET NO. 06-0000-01  
 TOTAL SHEETS 01

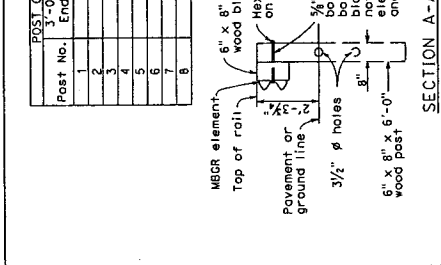
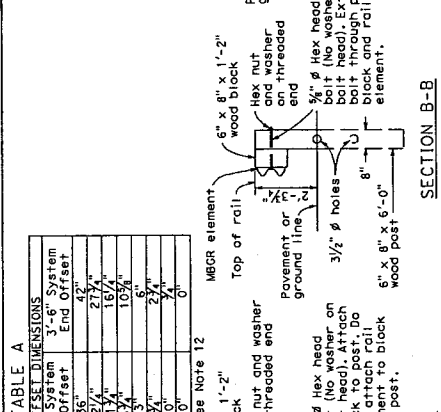
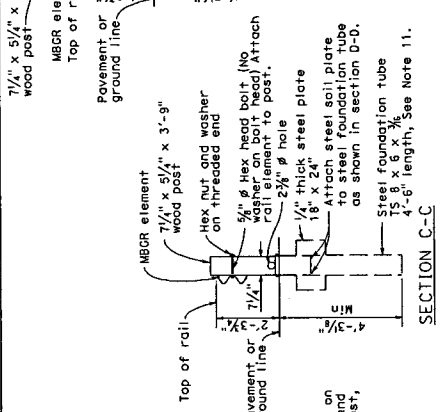
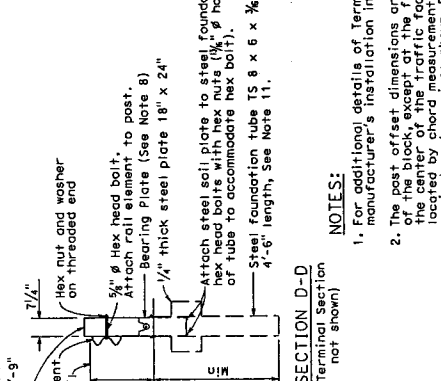
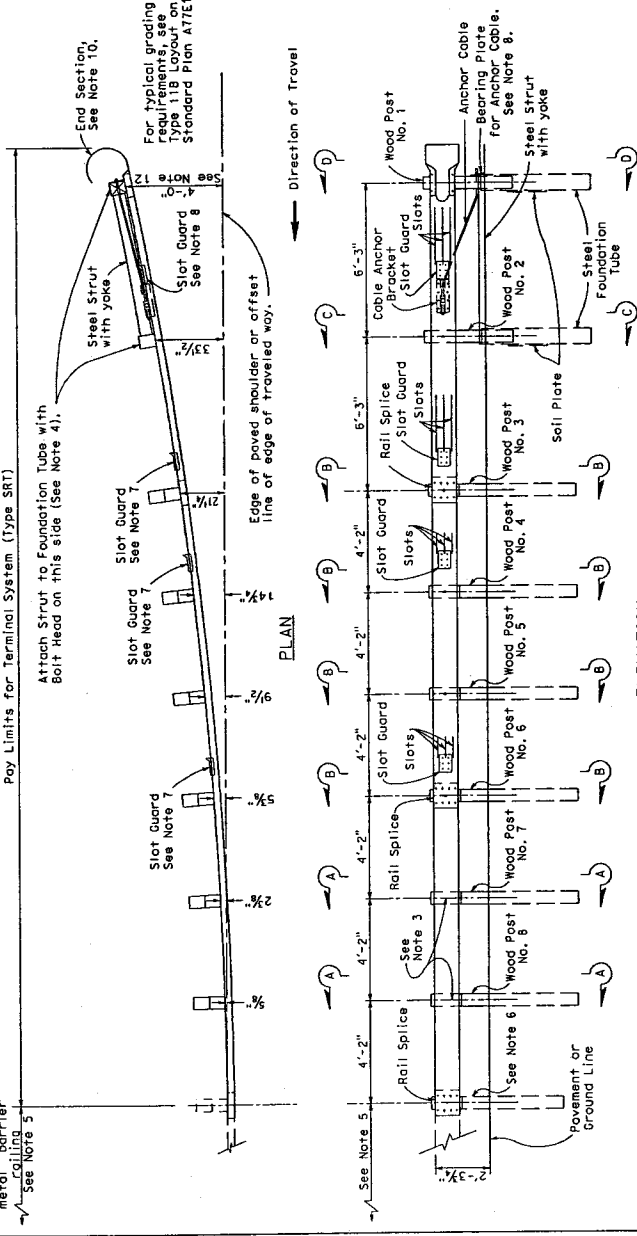


TABLE A  
POST OFFSET DIMENSIONS

Post No.	3'-0" System End Offset	3'-6" System End Offset
1	36"	42"
2	22 1/2"	27 1/2"
3	11 1/4"	16 1/4"
4	5 3/4"	10 3/4"
5	3"	6"
6	2 1/4"	4 1/4"
7	0"	0"
8	0"	0"

NOTES:

- For additional details of Terminal System (Type SRT), refer to the manufacturer's installation instructions.
- The post offset dimensions are given to the center of the traffic face of the block, except at the end of the post. Offset points are to be located by chord measurements at the back of the rail equal to the nominal post spacings shown. Posts are to be set approximately radial to the railing at each post location.
- Do not attach rail elements to posts 7 and 8.
- Attach strut to Post Nos. 1 and 2 foundation tubes with 3/8"  $\phi$  hex head bolts, washers and hex nuts. Bolts extend through the strut, steel foundation tube, and wood post.
- For the length and type of metal beam guard railing or metal barrier railing, refer to the project plans.
- Attach rail element to this post and block. Payment for this post, block and hardware is included in payment for the type of railing or barrier the terminal system is attached to, not part of payment for Terminal System (Type SRT).
- The deflector angle of the slot guard is to be positioned immediately for bearing plate orientation, refer to the manufacturer's installation instructions.
- For typical use of this terminal system with guard railing, see the A77E, A77F and A77G Series of Standard Plans. See Standard Plan A78E for typical use of this terminal system with single tube beam barrier. A complete wrap around end section may continue to be used in existing installations. New installations shall be constructed with the 3/4" wrap end section shown.
- A 6'-0" length steel foundation tube, IS 8 x 6 x 3/4" without a soil plate, may be furnished and installed in place of the 4'-6" length steel foundation tube and soil plate shown. Minimum hex head embedment shall be installed in the hole in 6'-0" length tube to keep the wood post from dropping into the tube.
- Where site conditions will not accommodate use of the standard as applicable, may be used. See Table A for post offset dimensions for 3'-6" and 3'-0" system end and offsets.



STATE OF CALIFORNIA  
 DEPARTMENT OF TRANSPORTATION  
**METAL BEAM RAILING  
 TERMINAL SYSTEM  
 (TYPE SRT)**

NO SCALE

TERMINAL SYSTEM (TYPE SRT)

(8 Post System)  
 See Note 9

A77L1





DIST	COUNTY	ROUTE	POST MILES	SHEET	TOTAL

REGISTERED CIVIL ENGINEER  
**Randolph D. Heintz**  
MAY 1, 2006  
PLANS APPROVAL DATE  
The State of California or the authority or person responsible for the preparation or maintenance of these plans shall be liable for any and all consequences or adverse effects of any action taken thereon.

To go to the California web site, go to: <http://www.ctd.ca.gov>

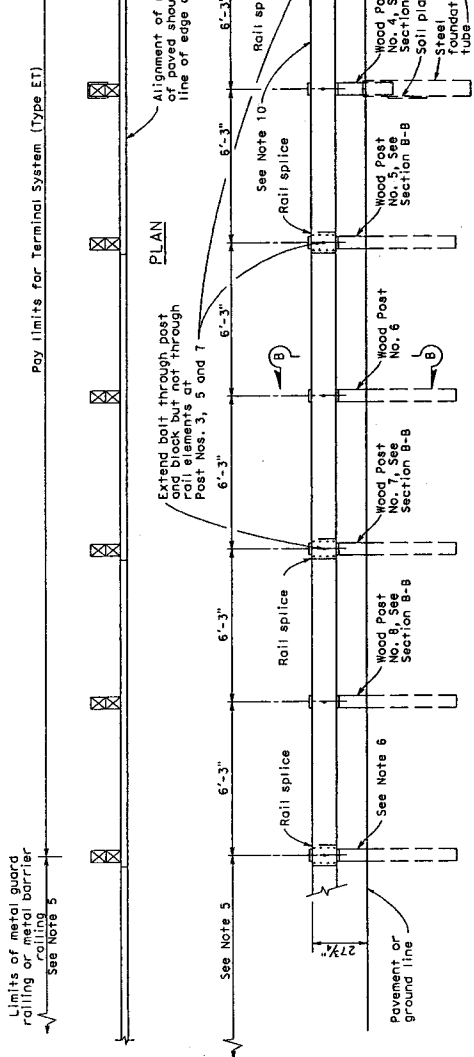
**NOTES:**

- For additional details of Terminal System (Type ET), refer to the manufacturer's installation instructions.
- Terminal System (Type ET) must be constructed so that the full length of the terminal system guard railing is in contact with the shoulder or lane. A traffic approach flare of 50:1 or 25:1 for the full length of Terminal System (Type ET) installation may be used where the Guard Rail Extruder head would encroach upon the adjacent paved shoulder or lane.
- Slide Guard Rail Extruder over the end of the rail element and attach to Post No. 1 with lag screws. Do not bolt rail element to Post No. 1. Guard Rail Extruder attachment brackets have 3 holes in each bracket to provide tolerance adjustment. Use the holes in the bracket closest to center of Post No. 1. Drill 1/4" pilot holes to accommodate lag screws.
- Attach strut to Post Nos. 1 and 2 foundation tubes with hex head bolts, washers and hex nuts. Bolts extend through the strut, steel foundation tube, and wood posts. Channel side of strut to face downward.
- For length and type of metal beam guard railing or metal barrier railing, the terminal system is attached to, see Project Plans. For typical use of this terminal system, see the ATTC, ATFE and ATTC Series of the Standard Plans.
- Attach rail element to this post and block. Payment for this post, block and hardware included in payment for the type of railing or barrier. The terminal system is attached to, not part of the payment for Terminal System (Type ET).
- Yellow retroreflective sheeting, as provided by Terminal System (Type ET) manufacturer, shall be adhered to the face of extruder head. The sheeting shall be consistent with the design pattern and colors of a Type P object marker panel.
- Attach rail to Post No. 2 (no wood block) in same manner shown in section A-A. Do not bolt rail to Post No. 1. See Note 3.
- Terminal System (Type ET) post to be used where extrusion of the rail on the back side of the installation would be in the path of pedestrian or vehicular traffic.
- A continuous rail element section between Post Nos. 1 and 5 (no intermediate rail splices) may continue to be used in existing installations. New installations shall be constructed as shown with two rail element sections between Post Nos. 1 and 5.
- A 6'-0" length steel foundation tube, TS 8 x 6 x 3/4", without soil plate, may be used in place of the 4'-6" length steel foundation tube and soil plate shown. Minimum embedment of the 6'-0" length tube shall be 5'-9". A 3/4" hex head bolt and nuts shall be installed in the hole in the 6'-0" length tube to keep the wood post from dropping into the tube.



**SECTION B-B**  
Post Nos. 5, 7 and 8 similar except rail elements are not attached to Post Nos. 5 and 7

**SECTION A-A**  
Soil plate and wood post attachment to steel foundation tube. Slimlocks not used with Post Nos. 1 and 2. See Note 8.




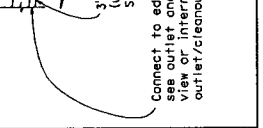
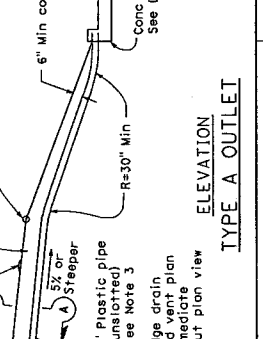
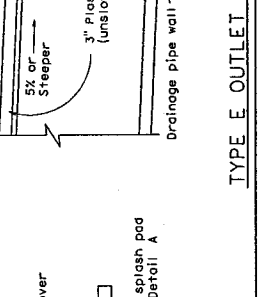
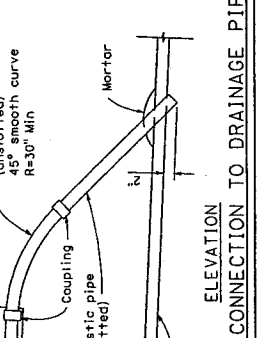
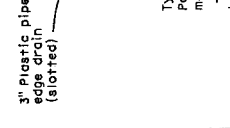
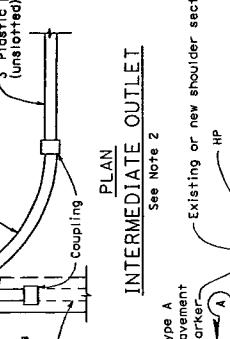
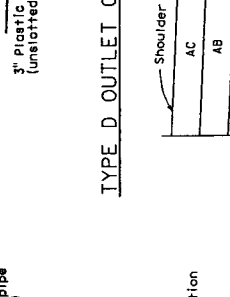
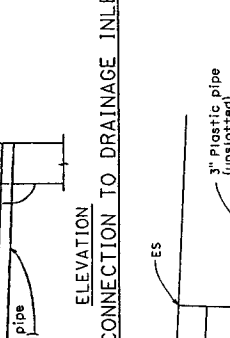
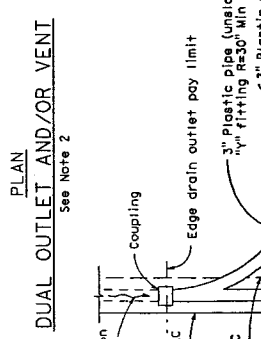
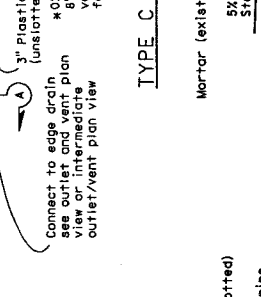
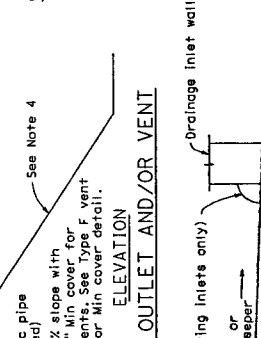

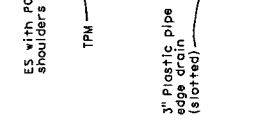
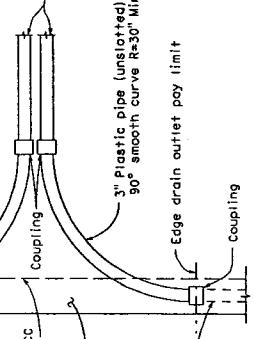
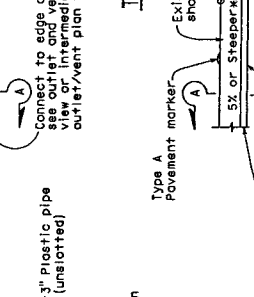
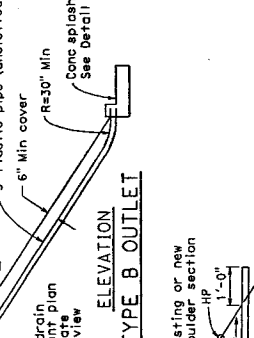


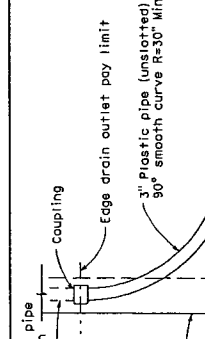
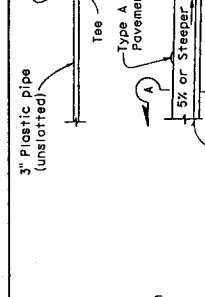
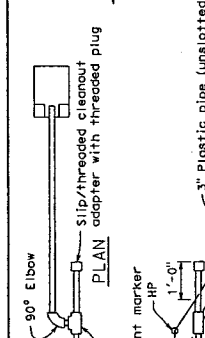
**ELEVATION**  
Terminal System (Type ET)  
(Type ET plus shown)  
See Notes 9 and 10

STATE OF CALIFORNIA  
DEPARTMENT OF TRANSPORTATION  
**METAL BEAM RAILING  
TERMINAL SYSTEM  
(TYPE ET)**  
NO SCALE

DIST	COUNTY	ROUTE	POST MILES	SHEET TOTAL
				NO. SHEETS

REGISTERED CIVIL ENGINEER  
 WILLIAM T. FISHBACK  
 MAY 1, 2006  
 PLANS APPROVAL DATE  
 The State of California or the office or the engineer or contractor shall be responsible for compliance of appropriate codes of this plan.

- NOTES:**
1. See project plans for location and type of outlet and/or vent installations.
  2. The position of slotted plastic pipe and limits of treated permeable material shown are for the Type 1 structural section drainage system shown on Standard Plan D99A.
  3. The maximum length of plastic pipe outlet shall be 50'-0" (1) measured from the longitudinal centerline of the collector trench to the pipe outlet. For pipe lengths greater than 50'-0" use Type B outlets.
  4. See project plans for slope protection details at Type C pipe outlets.
  5. Backfill with aggregate base from outside edge paved shoulder to hinge point, and backfill with native material in slope area.
  6. See Standard Plan D99C for Type G vent detail used with portland cement concrete shoulders.



D99B

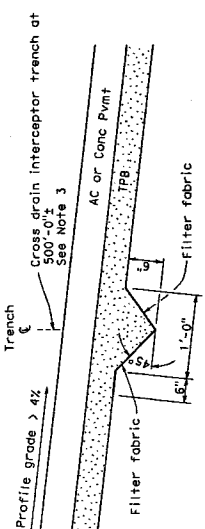
STATE OF CALIFORNIA  
 DEPARTMENT OF TRANSPORTATION  
**EDGE DRAIN OUTLET AND VENT DETAILS**  
 NO SCALE

DIST	COUNTY	ROUTE	POST MILES	SHEET NO.	TOTAL SHEETS

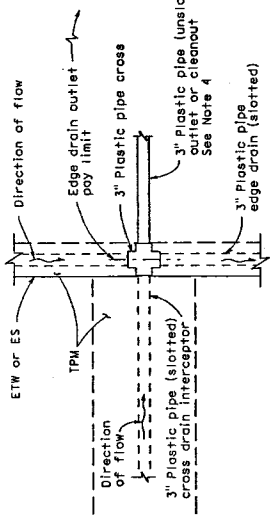
  

REGISTERED CIVIL ENGINEER WILLIAM J. FRIEDLANDER No. 2-26-86 State of California	
MAY 1, 2006 PLANS APPROVAL DATE	REGISTERED PROFESSIONAL ENGINEER WILLIAM J. FRIEDLANDER No. 2-26-86 State of California

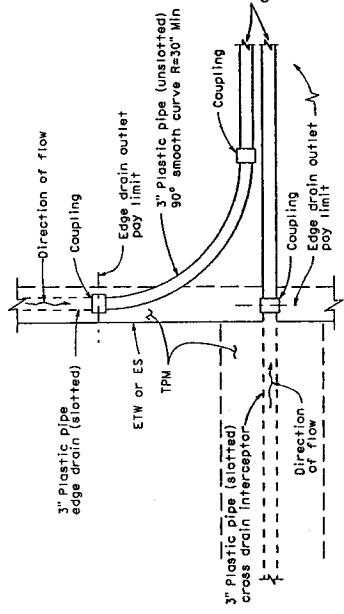
To get the details web site, go to: <http://www.dwt.com>



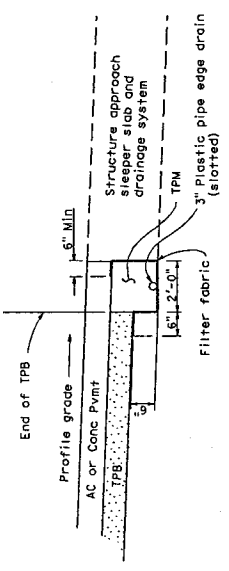
LONGITUDINAL SECTION  
INTERMEDIATE CROSS DRAIN INTERCEPTOR



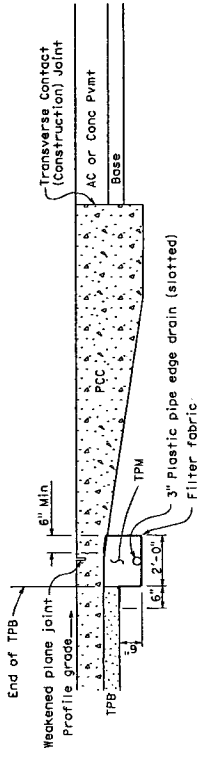
PLAN  
CROSS DRAIN INTERCEPTOR OUTLET  
CONNECTION DETAILS



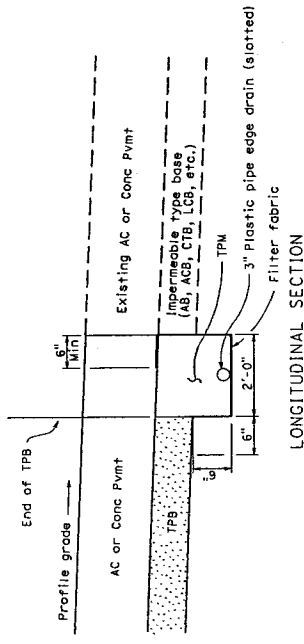
PLAN  
COMBINED CROSS DRAIN  
INTERCEPTOR/EDGE DRAIN  
OUTLET DETAILS



LONGITUDINAL SECTION  
CROSS DRAIN INTERCEPTOR AT STRUCTURE APPROACH



LONGITUDINAL SECTION  
CROSS DRAIN INTERCEPTOR AT END ANCHOR  
See Note 2



LONGITUDINAL SECTION  
TERMINAL CROSS DRAIN INTERCEPTOR

- NOTES:**
1. Cross drain interceptors are for use with treated permeable bases.
  2. See Standard Plan P30 for Pavement End Anchor details. A typical pavement end anchor is shown.
  3. The cross drain interceptor trench shall slope to drain. See project plans for location and skew of cross drains.
  4. See Standard Plans D988 and D99C, for structural section drainage system outlet and cleanout details, respectively.

STATE OF CALIFORNIA  
DEPARTMENT OF TRANSPORTATION

**CROSS DRAIN INTERCEPTOR  
DETAILS**

NO SCALE

**D99D**



OFFICE OF  
CLERK OF THE BOARD OF SUPERVISORS  
1st FLOOR, COUNTY ADMINISTRATIVE CENTER  
P.O. BOX 1147, 4080 LEMON STREET  
RIVERSIDE, CA 92502-1147  
PHONE: (951) 955-1060  
FAX: (951) 955-1071

KECIA HARPER-IHEM  
Clerk of the Board of Supervisors

KIMBERLY A. RECTOR  
Assistant Clerk of the Board

August 18, 2011

THE PRESS ENTERPRISE  
ATTN: LEGALS  
PO BOX 792  
RIVERSIDE, CA 92501

FAX (951) 368-9018  
E-MAIL: [legals@pe.com](mailto:legals@pe.com)

**RE: NOTICE INVITING BIDS: ROAD REHABILITATION & SAFETY PROJECTS B8-0668**

To Whom It May Concern:

Attached is a copy for publication in your newspaper for **TEN (10) TIMES:**

Sunday	- August 21, 2011	Friday	- August 26, 2011
Monday	- August 22, 2011	Saturday	- August 27, 2011
Tuesday	- August 23, 2011	Sunday	- August 28, 2011
Wednesday	- August 24, 2011	Monday	- August 29, 2011
Thursday	- August 25, 2011	Tuesday	- August 30, 2011

We require your affidavit of publication immediately upon completion of the last publication.

Your invoice must be submitted to this office in duplicate, WITH TWO CLIPPINGS OF THE PUBLICATION.

**NOTE: PLEASE COMPOSE THIS PUBLICATION INTO A SINGLE COLUMN FORMAT.**

Thank you in advance for your assistance and expertise.

Sincerely,

*Mcgil*

Cecilia Gil, Board Assistant to  
KECIA HARPER-IHEM, CLERK OF THE BOARD

**Gil, Cecilia**

---

**From:** PE Legals <legals@pe.com>  
**Sent:** Thursday, August 18, 2011 10:35 AM  
**To:** Gil, Cecilia  
**Subject:** RE: FOR PUBLICATION: Bids for Road Rehabilitation B8-0668

Received for publication from Aug. 21 to 30

Thank You!

**enterprise**media

Publisher of the Press-Enterprise

Maria G. Tinajero • Legal Advertising Department

1-800-880-0345 • Fax: 951-368-9018 • email: [legals@pe.com](mailto:legals@pe.com)

Please Note: Deadline is 10:30 AM two (2) business days prior to the date you would like to publish.  
\*\*Additional days required for larger ad sizes\*\*

---

**From:** Gil, Cecilia [<mailto:CCGIL@rcbos.org>]  
**Sent:** Thursday, August 18, 2011 10:16 AM  
**To:** PE Legals  
**Subject:** FOR PUBLICATION: Bids for Road Rehabilitation B8-0668

One more Notice Inviting Bids for publication from Aug. 21 to Aug. 30, 2011. Please confirm.  
THANK YOU!

*Cecilia Gil*

Board Assistant to the  
Clerk of the Board of Supervisors  
951-955-8464

**THE COUNTY ADMINISTRATIVE CENTER IS CLOSED EVERY FRIDAY UNTIL FURTHER NOTICE.  
PLEASE CONSIDER THE ENVIRONMENT BEFORE PRINTING.**

**NOTICE INVITING BIDS**

County of Riverside, herein called Owner, invites sealed proposals for:

**ROAD REHABILITATION AND SAFETY PROJECTS**

**GAVILAN ROAD RESURFACING PROJECT**

**PROJECT No. B8-0668**

**AND**

**GAVILAN ROAD, SANTA ROSA MINE ROAD & LAKE MATHEWS DRIVE  
GUARDRAIL PROJECTS**

**PROJECT NO. C0-0510, B5-0671**

Proposal shall be delivered to the Riverside County Transportation department, 14<sup>th</sup> Street Annex, 3525 14<sup>th</sup> Street, Riverside, California 92501, telephone (951) 955-6780 not later than 2:00 p.m., on Wednesday, September 7, 2011, to be promptly opened in public at said address. Each proposal shall be in accordance with plans, specifications, and other contract documents, dated July 2011, and prepared by County of Riverside, whose address is same as the above, from whom they may be obtained upon deposit of \$35 per set, plus mailing. No refund. Prospective bidders may preview the plans, specifications and other contract documents, at no charge prior to purchase, at the above noted location.

The Contractor is required to have a Class "A" license of "C-12" at the time of bid submission.

**Engineering Estimate**

Base Bid:	\$1,201,500 - \$1,401,750
Bid Bond	10%
Performance Bond	100%
Payment Bond	100%
Working Days	40 Working Days

[www.tlma.co.riverside.ca.us/trans](http://www.tlma.co.riverside.ca.us/trans)

Dated: August 18, 2011

Kecia Harper-Ihem, Clerk of the Board

By: Cecilia Gil, Board Assistant

FOR BILLING INQUIRIES:  
CALL (951) 368-9710  
EMAIL [billinginquiry@pe.com](mailto:billinginquiry@pe.com)



THE PRESS-ENTERPRISE **PE.com**



10	11	12	13	15	16	17	18	19	20
DATE	REFERENCE NUMBER	DESCRIPTION - OTHER COMMENTS/CHARGES	PRODUCT/ZONE	SIZE	BILLED UNITS	TIMES RUN	RATE	GROSS AMOUNT	NET AMOUNT
08/21/2011	I00599090-08212011	NOTICE INVITING BIDS County of River	Press-Enterprise	2 x 49 LI	98	1	1.30	127.40	127.40
08/22/2011	I00599090-08212011	NOTICE INVITING BIDS County of River	Press-Enterprise	2 x 49 LI	98	1	1.20	117.60	117.60
08/23/2011	I00599090-08212011	NOTICE INVITING BIDS County of River	Press-Enterprise	2 x 49 LI	98	1	1.20	117.60	117.60
08/24/2011	I00599090-08212011	NOTICE INVITING BIDS County of River	Press-Enterprise	2 x 49 LI	98	1	1.20	117.60	117.60
08/25/2011	I00599090-08212011	NOTICE INVITING BIDS County of River	Press-Enterprise	2 x 49 LI	98	1	1.20	117.60	117.60
08/26/2011	I00599090-08212011	NOTICE INVITING BIDS County of River	Press-Enterprise	2 x 49 LI	98	1	1.20	117.60	117.60
08/27/2011	I00599090-08212011	NOTICE INVITING BIDS County of River	Press-Enterprise	2 x 49 LI	98	1	1.20	117.60	117.60
08/28/2011	I00599090-08212011	NOTICE INVITING BIDS County of River	Press-Enterprise	2 x 49 LI	98	1	1.20	117.60	117.60
08/29/2011	I00599090-08212011	NOTICE INVITING BIDS County of River	Press-Enterprise	2 x 49 LI	98	1	1.20	117.60	117.60
08/30/2011	I00599090-08212011	NOTICE INVITING BIDS County of River	Press-Enterprise	2 x 49 LI	98	1	1.20	117.60	117.60

Order Placed by: Cecilia Gil

RECEIVED RIVERSIDE COUNTY  
 CLERK / BOARD OF SUPERVISORS  
 2011 SEP 13 PM 1:55

*Transp.  
3.88 of 08/16/11*

**Legal Advertising Invoice**

<b>BALANCE</b>
\$1,185.80

SALES CONTACT INFORMATION		ADVERTISER INFORMATION			
1	Nick Eller 951-368-9229	5	6	7	2
	BILLING PERIOD 08/30/2011 - 08/30/2011		BILLED ACCOUNT NUMBER 100141323	ADVERTISER/CLIENT NUMBER 100141323	ADVERTISER/CLIENT NAME BOARD OF SUPERVISORS

PLEASE DETACH AND RETURN THIS PORTION WITH YOUR REMITTANCE

ADVERTISER/CLIENT NAME			
BOARD OF SUPERVISORS			
1	2	3	4
BILLING PERIOD 08/30/2011 - 08/30/2011	BILLED ACCOUNT NUMBER 100141323	ADVERTISER/CLIENT NUMBER 100141323	
23	24	3	
<b>BALANCE</b> \$1,185.80	INVOICE NUMBER I00599090-08212011	TERMS OF PAYMENT DUE UPON RECEIPT	



**Legal Advertising Invoice**

8 BILLING ACCOUNT NAME AND ADDRESS

9 REMITTANCE ADDRESS

BOARD OF SUPERVISORS  
P.O. BOX 1147  
COUNTY OF RIVERSIDE  
RIVERSIDE, CA 92502

**Enterprise Media**  
POST OFFICE BOX 12009  
RIVERSIDE, CA 92502-2209

# THE PRESS-ENTERPRISE

3450 Fourteenth Street  
Riverside, CA 92501-3878  
951-684-1200  
951-368-9018 FAX

Publication(s): Press-Enterprise

PROOF OF PUBLICATION OF

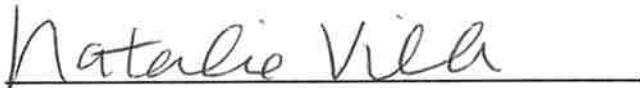
Ad Desc.: /

I am a citizen of the United States. I am over the age of eighteen years and not a party to or interested in the above entitled matter. I am an authorized representative of THE PRESS-ENTERPRISE, a newspaper in general circulation, printed and published daily in the County of Riverside, and which newspaper has been adjudicated a newspaper of general circulation by the Superior Court of the County of Riverside, State of California, under date of April 25, 1952, Case Number 54446, under date of March 29, 1957, Case Number 65673, and under date of August 25, 1995, Case Number 267864; that the notice, of which the annexed is a printed copy, has been published in said newspaper in accordance with the instructions of the person(s) requesting publication, and not in any supplement thereof on the following dates, to wit:

08/21, 08/22, 08/23, 08/24, 08/25, 08/26, 08/27, 08/28, 08/29,  
08/30/2011

I certify (or declare) under penalty of perjury that the foregoing is true and correct.

Date: August 30, 2011  
At: Riverside, California



BOARD OF SUPERVISORS  
P.O. BOX 1147  
COUNTY OF RIVERSIDE  
RIVERSIDE, CA 92502

Ad Number: 0000599090-01

P.O. Number:

## Ad Copy:

**NOTICE INVITING BIDS**  
County of Riverside, herein called Owner, invites sealed proposals for:

**ROAD REHABILITATION AND SAFETY PROJECTS**

**GAVILAN ROAD RESURFACING PROJECT**  
PROJECT No. B8-0668

**AND**  
**GAVILAN ROAD, SANTA ROSA MINE ROAD &**  
**LAKE MATHEWS DRIVE**  
**GUARDRAIL PROJECTS**  
PROJECT NO. C0-0510, B5-0671

Proposal shall be delivered to the Riverside County Transportation department, 14th Street Annex, 3525 14th Street, Riverside, California 92501, telephone (951) 955-6780 not later than 2:00 p.m., on Wednesday, September 7, 2011, to be promptly opened in public at said address. Each proposal shall be in accordance with plans, specifications, and other contract documents, dated July 2011, and prepared by County of Riverside, whose address is same as the above, from whom they may be obtained upon deposit of \$35 per set, plus mailing. No refund. Prospective bidders may preview the plans, specifications and other contract documents, at no charge prior to purchase, at the above noted location.

The Contractor is required to have a Class "A" license or "C-12" at the time of bid submission.

Engineering Estimate	
Base Bid:	\$1,201,500 - \$1,401,750
Bid Bond	10%
Performance Bond	100%
Payment Bond	100%
Working Days	40

[www.tlma.co.riverside.ca.us/trans](http://www.tlma.co.riverside.ca.us/trans)

Dated: August 18, 2011

Kecia Harper-Ihem, Clerk of the Board

By: Cecilia Gil, Board Assistant

8/21-8/30