

**SUBMITTAL TO THE BOARD OF DIRECTORS OF THE
REDEVELOPMENT AGENCY
COUNTY OF RIVERSIDE, STATE OF CALIFORNIA**

832



FROM: Redevelopment Agency

SUBMITTAL DATE:
August 31, 2011

SUBJECT: Investment Policy and Annual Portfolio Disclosure Report for the Year Ending June 30, 2011

RECOMMENDED MOTION: That the Board of Directors receive and file the attached Disclosure Report on the Redevelopment Agency's Investment Portfolio for the year ending June 30, 2011, and adopt the Agency's Investment Policy dated September 1, 2011.

BACKGROUND: Pursuant to Board Policy B-21, those departments and special districts whose funds reside in Trust or outside of the Treasurer's Pooled Investment fund must adopt a policy establishing authority for investing, minimum requirements for quality investment practices, reporting, and auditing standards. The policy also requires the Redevelopment Agency to annually adopt its Investment Policy, and to file at least annually, Disclosure Reports with the Board of Directors, the Auditor Controller, and the Investment Oversight Committee. Enclosed are the Redevelopment Agency's Investment Policy, dated September 1, 2011, and Disclosure Report for the year ending June 30, 2011.

Departmental Concurrence

Robert Field
Executive Director

FINANCIAL DATA	Current F.Y. Total Cost:	\$ 0	In Current Year Budget:	Yes
	Current F.Y. Net County Cost:	\$ 0	Budget Adjustment:	No
	Annual Net County Cost:	\$ 0	For Fiscal Year:	2011/12

COMPANION ITEM ON BOARD OF SUPERVISORS AGENDA: No

SOURCE OF FUNDS: N/A	Positions To Be Deleted Per A-30	<input type="checkbox"/>
	Requires 4/5 Vote	<input type="checkbox"/>

C.E.O. RECOMMENDATION: APPROVE
BY:
County Executive Office Signature Jennifer L. Sargent

Dep't Recomm.: Consent Policy
 Per Exec. Ofc.: Consent Policy

MINUTES OF THE BOARD OF DIRECTORS OF THE REDEVELOPMENT AGENCY

On motion of Supervisor Buster, seconded by Supervisor Benoit and duly carried, IT WAS ORDERED that the above matter is approved as recommended.

Ayes: Buster, Tavaglione, Benoit and Ashley
 Nays: None
 Absent: Stone
 Date: September 13, 2011
 xc: RDA

Kecia Harper-Ihem
 Clerk of the Board
 By:
 Deputy

Prev. Agn. Ref.: N/A **District:** ALL **Agenda Number:**

ATTACHMENTS FILED
WITH THE CLERK OF THE BOARD



**REDEVELOPMENT AGENCY FOR THE
COUNTY OF RIVERSIDE
INVESTMENT POLICY STATEMENT
September 1, 2011**

PURPOSE & OBJECTIVE

This Investment Policy statement is limited solely to the proceeds of bonds issued by the Redevelopment Agency for the County of Riverside (the "Agency"). All other funds will be held in the County Treasury. The objective of the policy shall be first to safeguard principal, second to maintain sufficient liquidity to meet disbursement and reserve requirements and third to achieve the highest possible earning consistent with the prior two considerations.

AUTHORITY

The authority for investment decisions is delegated by the specific legal documents of each (e.g., indenture, fiscal agent agreement, resolution, etc.) to the Agency's Executive Director and his or her designees.

INVESTMENT ADVISORS

The Agency may authorize, by contract, investment advisory services to provide advice and direction on the investment of bond proceeds. Any such authority shall not include the holding of bond proceeds.

AUTHORIZED INVESTMENTS

Investments shall be restricted to those authorized by each bond indenture, all of which subject to approval by the Board of Directors at the time of issuance. A minimum rating of "A" or better by at least one of the three major rating agencies at the time of purchase is required. Any divestment in the event of a downgrade below the 'A' category shall not be automatic, but subject to the "prudent man" standard.

LEVERAGE

No leverage shall be employed. No reverse-repurchase agreements are to be authorized nor shall any security purchased with bond proceeds be subject to securities lending.

COLLATERAL

Any repurchase agreements, or similar instruments, will be fully collateralized and the collateral shall be held by a third party trustee.

INVESTMENT AGREEMENTS

Investment agreements are authorized, but shall be awarded through a competitive bidding process and to the extent possible include three or more bids. Additionally, any requirements of tax counsel such as limitations and disclosure of the amount of fees shall be met.

All providers shall have a minimum rating of "A". Any agreement with a provider with a rating below "AA" shall be fully collateralized.

INVESTMENT MATURITIES

All maturities should be matched to the specific requirements of the individual funds; debt service, construction, debt service reserve, etc. Debt Service Reserve Funds shall be limited to a five year maturity, unless the security purchased is an investment agreement which incorporates draw provisions without penalty on any interest payment date.

TRADING OF SECURITIES

Trading of securities is permitted prior to maturity whenever financial market conditions or changes to credit quality of the security in question warrant such action.

REPORTING

Security holdings shall be reported quarterly on a market-to-market basis.

SECURITY, CUSTODY & DELIVERY

All transactions shall be made on a "delivery versus payment" basis and held by the authorized trustee or fiscal agent. No securities shall be held by broker/dealers.

EFFECTIVE DATE

This policy statement is effective as of September 1, 2011 and will remain in force until amended in writing by the Agency and adopted by the Board of Directors. The policy statement will be reviewed annually by the County's Investment Oversight Committee prior to presentation for approval by the Board of Directors.



Robert Field, Executive Director

**REDEVELOPMENT AGENCY
FOR THE COUNTY OF RIVERSIDE
Authorized Designees
September 1, 2011**

Only those staff whose signatures appear here are authorized to make investments, make wire or electronic fund transfers and to order the shipment and delivery of investment securities among accounts.

NAME/TITLE

SIGNATURE


Robert Field, Executive Director



Lisa Brandl, Deputy Executive Director



Suzanne Holland, Deputy Executive Director



SCHEDULE 1

**Redevelopment Agency for the County of Riverside
Authorized Investments
September 1, 2011**

AUTHORIZED INVESTMENTS	PURCHASE RESTRICTIONS	CREDIT QUALITY (S&P/MOODY'S/FITCH)
U.S. Treasury Notes, bills, bonds, or other certificates of indebtedness	N/A	N/A
Notes, participations, or obligations issued by the agencies of the Federal Government	N/A	N/A
Bonds, notes, warrants, or certificates of indebtedness issued by any State or local agency or County of Riverside	N/A	Long Term A or better
Commercial Paper (CP)	Maximum of 10% per issuer.	Short Term A-1, P-1, F-1 or better
Repurchase agreements with collateral restricted to U.S. Treasury or Agencies	Repurchase agreements to be on file.	Short Term A-1, P-1, F-1 or better If A-2, P-2, F2 then overnight only
Investment Agreements	Appropriate Draw Dates	A or better with collateral AA or better without collateral
Money Market Mutual Funds (MMF) that invest in eligible securities meeting requirements of California Government Code	Registered with SEC No NAV adjustments No front end loads	AAA
LAIF	Maximum of \$50 Million per issue	N/A
Riverside County Investment Pool	According to the County's Investment Policy	N/A

insight
innovation
integration



Redevelopment Agency for
the County of Riverside
Investment Portfolio Disclosure Report

June 30, 2011

9/13/2011 4.4

Page#

1	Letter
2	Aggregate Asset Allocation
	<u>Summary by Sector</u>
4	Issues by Investments Summary
6	Issues by Maturity Summary
8	Issues by Ratings Summary
9	Issues by Yield Summary
11	Bond Issue by Market Value
12	Maturity by Market Value
	<u>Issues and Accounts</u>
13	Market Value Summary
17	Yield Summary
	<u>Individual Issues</u>
22	2001 Jurupa Valley Tax Allocation Bonds
23	2004 Tax Allocation Revenue Bonds
24	2005 Tax Allocation Revenue Bonds
25	2006 Series A Tax Allocation Revenue Bonds
26	2006 Series B Tax Allocation Revenue Bonds
27	2007 Jurupa Valley Tax Allocation Refunding Bonds
28	2010 Tax Allocation Bonds Series C
29	2010 Tax Allocation Bonds Series D
30	2010 Tax Allocation Bonds Series E
31	2011 Tax Allocation Bonds Series B
32	2011 Tax Allocation Bonds Series B-T
33	2011 Second Lien Tax Allocation Bonds Series D
34	2011 Second Lien Tax Allocation Bonds Series E
35	2010 Tax Allocation Housing Bonds Series A
36	2010 Tax Allocation Housing Bonds Series A-T
37	2011 Tax Allocation Housing Bonds Series A
38	2011 Tax Allocation Housing Bonds Series A-T

777 South Figueroa St.
Suite 3200
Los Angeles, CA 90017
PHONE 213 612 2200
FAX 213 612 2499
www.bondlogistix.com

July 25, 2011

Mr. Robert Field
Executive Director
Redevelopment Agency for the County of Riverside
3133 Mission Inn Avenue
Riverside, CA 92507

Dear Mr. Robert Field,

Enclosed is the Investment Holdings Report for the Redevelopment Agency for the County of Riverside ("RDA") outstanding bond and certificate of participation issues for the period ending June 30, 2011 (the "Report Date"). This report contains various summaries and underlying details of the issues and accounts as well as a detailed listing of investment holdings for each individual issue outstanding as of the Report Date. We trust this quarterly report will be a useful tool for the RDA Board, the County's Investment Oversight Committee, and yourself in managing the investments of each issue.

Sincerely,



BLX Group LLC

BOSTON

DALLAS

LOS ANGELES

NEW YORK

PHOENIX

PORTLAND

SAN FRANCISCO

TAMPA

**REDEVELOPMENT AGENCY FOR
THE COUNTY OF RIVERSIDE**

6/30/2011

Asset Allocation

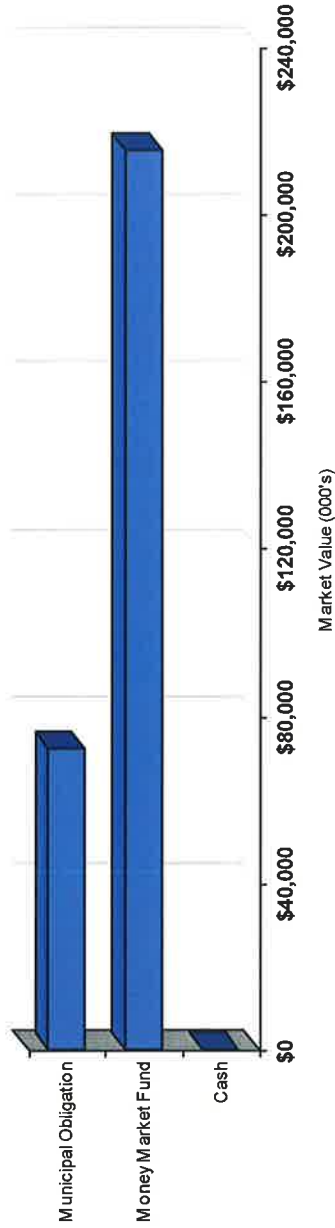
Investment Type	Issuer	Par Value	Book Value	Market Value
Cash	Cash	\$84.76	\$84.76	\$84.76
	TOTAL	\$84.76	\$84.76	\$84.76
Money Market Fund	Dreyfus Cali Amt Free Muni CM 6189 Inv	\$48,389.22	\$48,389.22	\$48,389.22
	Federated Prim Csh Ob #854	\$29,821,999.65	\$29,821,999.65	\$29,821,999.65
	Federated Prim OBL MM #396	\$2,106,804.93	\$2,106,804.93	\$2,106,804.93
	Federated US Treasury Cash Res #632	\$6,626.77	\$6,626.77	\$6,626.77
	Goldman Sachs Finc'l SQ Gov't #465	\$6,201.40	\$6,201.40	\$6,201.40
	INVESCO TREASURY PRIVATE CLASS	\$1.49	\$1.49	\$1.49
	JP Morgan US Trisy Plus Premier #3920	\$2,389.21	\$2,389.21	\$2,389.21
	RIVERSIDE COUNTY POOL	\$142,144,470.66	\$142,144,470.66	\$142,144,470.66
	Wells Fargo Adv Nat'l Tax Free #477	\$41,099,411.31	\$41,099,411.31	\$41,099,411.31
	TOTAL	\$215,236,294.64	\$215,236,294.64	\$215,236,294.64
Municipal Obligation	California St	\$4,200,000.00	\$4,200,000.00	\$4,200,000.00
	California St Dept Wtr Res Pwr Supply Rev Ser A	\$3,500,000.00	\$3,790,150.00	\$3,697,785.00
	California St Dept Wtr Res Pwr Supply Rev Ser L	\$3,000,000.00	\$3,044,340.00	\$3,041,940.00
	California St Dept Wtr Res Pwr Supply Rev Var-Ser-C-7	\$13,775,000.00	\$13,775,000.00	\$13,775,000.00
	California St Var-Kindergarten-AB-Rmkt	\$1,000,000.00	\$1,000,000.00	\$1,000,000.00
	Castaic Lake Wtr Agy Calif Rev Cifs Partm Ser C	\$100,000.00	\$102,334.00	\$100,298.00
	Cleveland Ohio	\$1,000,000.00	\$1,071,130.00	\$1,053,450.00
	Covina Calif Pub Fing Auth Wtr	\$210,000.00	\$211,969.80	\$210,693.00
	Fontana Calif Uni Sch Dist Bd	\$1,500,000.00	\$1,581,780.00	\$1,550,145.00
	Golden St TOB Securitization Corp Calif TOB Sltmt	\$1,650,000.00	\$1,719,382.50	\$1,690,887.00
	Jefferson LA Sales Tax Dist Spl Sales	\$4,195,000.00	\$4,377,230.80	\$4,274,830.85
	Jurupa Calif Pub Fing Auth Rev Superior Lien Ser A	\$1,000,000.00	\$1,006,740.00	\$1,001,640.00
	Lexington Cnty S C Health Svcs Prefrd	\$2,000,000.00	\$2,253,680.00	\$2,237,360.00
	Long Beach Calif Bd Fin Auth Nat Gas	\$4,205,000.00	\$4,304,826.70	\$4,286,182.75
	Los Angeles Calif Uni Sch Dist CTFS Partn	\$1,500,000.00	\$1,521,000.00	\$1,510,620.00
	Massachusetts St Health & EDL Pref	\$1,914,272.50	\$1,914,272.50	\$1,865,552.50
	Montgomery Crnty Md	\$1,000,000.00	\$1,031,570.00	\$1,012,160.00
	North Carolina Street	\$1,015,000.00	\$1,070,073.90	\$1,047,033.40
	Orange County Calif Pub Fing Auth Lease Rev	\$1,750,000.00	\$1,814,697.50	\$1,797,722.50
	Puerto Rico Comwith	\$1,455,000.00	\$1,492,306.20	\$1,455,000.00
	Riverside County Calif Transportation	\$2,000,000.00	\$2,000,000.00	\$2,000,000.00

REDEVELOPMENT AGENCY FOR THE COUNTY OF RIVERSIDE

6/30/2011

Asset Allocation

Investment Type	Issuer	Par Value	Book Value	Market Value
	Sacramento Calif City Fing Auth Rev	\$1,075,000.00	\$1,147,906.50	\$1,130,566.75
	San Diego Cnty Calif Regl Trans Commn Sales tax	\$1,765,000.00	\$1,865,000.00	\$1,765,000.00
	San Francisco Calif City	\$7,000,000.00	\$7,000,000.00	\$7,000,000.00
	San Ysidro Calif Sch Dist	\$800,000.00	\$809,704.00	\$810,744.00
	South Broward Hosp Dist FLA Rev	\$1,000,000.00	\$1,076,310.00	\$1,052,490.00
	St. Louis Mo Arpt Rev Prefrd Cap Impt Prog Ser A	\$1,635,000.00	\$1,753,553.85	\$1,718,483.10
	Stockton Calif Uni Sch Dist	\$295,000.00	\$295,292.05	\$295,000.00
	Stockton Calif Uni Sch Dist Ref	\$685,000.00	\$704,399.20	\$705,467.80
	Sylvan Calif Un Sch District	\$245,000.00	\$247,947.35	\$245,886.90
	Truckee Meadows Nev Wtr Auth Ser A	\$3,000,000.00	\$3,079,950.00	\$3,000,000.00
	Tyler Tex Wtrwks & Swr Rev	\$1,625,000.00	\$1,720,371.25	\$1,707,468.75
	TOTAL	\$70,930,000.00	\$72,982,918.10	\$72,219,407.30
	GRAND TOTAL	\$286,166,379.40	\$288,219,297.50	\$287,455,786.70



REDEVELOPMENT AGENCY FOR THE COUNTY OF RIVERSIDE

6/30/2011

Market Value Summary

By Investment

Investment	2001 Junipero Valley	2004 Revenue Bonds	2005 Revenue Bonds	2006 Series A Tax Allocation	2006 Series B Tax Allocation	2007 Junipero Valley	2010 Series C	2010 Series D	2010 Series E	2011 Series B	2011 Series B-T	2011 Second Lien Series D	2011 Second Lien Series E	2010 Housing Bonds Series A	2010 Housing Bonds Series A-T	2011 Housing Bonds Series A	2011 Housing Bonds Series A-T	Grand Total
California SI							4,200,000											4,200,000
California SI Dept Wtr Res Pwr Supply Rev Ser A							3,697,785											3,697,785
California SI Dept Wtr Res Pwr Supply Rev Ser L							1,520,970	1,520,970										3,041,940
California SI Dept Wtr Res Pwr Supply Rev Ser C-7									5,825,000			2,650,000		2,650,000				13,175,000
California SI Ver-Kindergarten-AS-Rmtd							1,000,000											1,000,000
Cash										48		11	25	1				85
Ceatic Lake Wtr Agr Calif Rev Cdr Palm Ser C							100,298											100,298
Cleveland Ohio							1,053,450											1,053,450
Covina Calif Pub Ping Auth Wtr							210,693											210,693
Dreyfus Call Art Free Muni CM 6189 Inv									14,358			9,382	7,562		17,067			48,389
Federated Fm Cdn Op #654									2,313,300		10,868,810	532,225	1,192,017		1,409,336		13,506,312	29,822,000
Federated Fm CML MM #396							5	19		41				2,078,548	28,192			2,106,805
Federated US Treasury Cash Res #522							6,547	79										6,627
Fontana Calif Uni Sch Dist Bd							1,550,145											1,550,145
Golden SI TOB Securitization Corp Call TOB Sllmt							845,444	845,444										1,690,887
Goldman Sachs Finci SO Govt #465							4,395	1,906										6,201
INVESCO TREASURY PRIVATE CLASS																		1
Jefferson LA Sales Tax Dist Spl Sales							2,134,868	2,139,963										4,274,831
JP Morgan US Treas Pwr Primer #3900							1,836	553										2,389
Junipero Calif Pub Ping Auth Rev Superior Lien Ser A							1,001,640											1,001,640
Long Beach City S C Health Sves Fund															2,237,360			2,237,360
Long Beach Calif Bd Fin Auth Natl Gas							2,744,358	1,521,825										4,266,183
Los Angeles Calif Uni Sch Dist CTFS Pwrn							755,310	755,310										1,510,620
Massachusetts SI Health & EDL Prof							1,865,553											1,865,553
Morgantown City MD							1,012,160											1,012,160
North Carolina Street							1,047,033											1,047,033
Orange County Calif Pub Ping Auth Lease Rev							1,797,723											1,797,723
Puerto Rico Comdnt																		1,455,000
Riverside County Calif Transportation							2,000,000											2,000,000

REDEVELOPMENT AGENCY FOR THE COUNTY OF RIVERSIDE

6/30/2011

Market Value Summary

By Investment

Investment	2001 Javapai Valley	2004 Revenue Bonds	2005 Revenue Bonds	2006 Series A Tax Allocation	2006 Series B Tax Allocation	2007 Javapai Valley	2010 Series C	2010 Series D	2010 Series E	2011 Series B-T	2011 Second Lien Series D	2011 Second Lien Series E	2010 Housing Bonds Series A	2010 Housing Bonds Series A-T	2011 Housing Bonds Series A	2011 Housing Bonds Series A-T	Grand Total
RIVERSIDE COUNTY POOL		3,829,824	4,528,186	36,314,274	33,538,476	8,345,478	547,030	2,363,378	4,985,258				4,289,318	43,409,248			142,144,471
Sacramento Calif City Fing Auth Rev							1,130,567										1,130,567
San Diego City Regl Trans Comm Sales Tax									1,765,000								1,765,000
San Francisco Calif City									2,950,000		1,350,000	1,350,000		1,350,000			7,000,000
San Ysidro Calif Sch Dist									202,686		202,686	202,686					810,744
South Broward Hoop Dist FLA Rev							1,052,600										1,052,600
St. Louis Mo Appt Rev Pmtl Cap Impr Prog Ser A							1,718,483										1,718,483
Stockton Calif Uni Sch Dist									295,000								295,000
Stockton Calif Uni Sch Dist Ref															705,468		705,468
Sylvan Calif Uni Sch District									245,887								245,887
Toulonville Madison Mo Wtr Auth Ser A									3,000,000								3,000,000
Tyler Tex Vitwks & Svr Rev									420,300		420,300	446,569		420,300			1,707,469
Wells Fargo Adv Nat'l Trs Free #477						2,487,015	3,251,716	15,519,289	9,425,462		603,850	5,196,767		4,615,313			41,899,411
Total	1	3,829,824	4,528,186	36,314,274	33,538,476	8,345,478	5,034,049	28,739,994	41,066,084	21,446,154	10,869,610	11,045,646	6,367,967	43,437,440	13,607,529	13,606,312	287,455,787

REDEVELOPMENT AGENCY FOR THE COUNTY OF RIVERSIDE

6/30/2011

Market Value Summary

By Maturity

Maturity Date	2001 Jumpa Valley	2004 Revenue Bonds	2005 Revenue Bonds	2006 Series A Tax Allocation	2006 Series B Tax Allocation	2007 Jumpa Valley	2010 Series C	2010 Series D	2010 Series E	2011 Series B	2011 Series B-T	2011 Second Lien Series D	2011 Second Lien Series E	2010 Housing Bonds Series A	2010 Housing Bonds Series A-T	2011 Housing Bonds Series A	2011 Housing Bonds Series A-T	Grand Total
7/1/2011	1	3,825,661	4,528,739	36,325,216	33,540,362	8,345,478	3,034,049	5,815,114	20,504,567	12,048,168	10,868,810	1,145,469	6,395,391	6,367,867	43,437,440	6,041,715	13,506,312	215,531,379
8/1/2011								100,298	100,298									100,298
9/1/2011								1,247,827	1,247,827									1,247,827
10/1/2011							210,693											210,693
11/1/2011								1,012,160										1,012,160
11/15/2011							2,744,358	1,521,825										4,266,183
12/1/2011							755,310	755,310										1,510,620
3/1/2012							1,047,033											1,047,033
5/1/2012							1,520,970	1,520,970										3,041,940
6/1/2012							845,444	845,444										1,690,887
7/1/2012							1,797,723											1,797,723
8/1/2012								202,686	202,686	202,686				202,686				810,744
9/1/2012							1,053,450	420,300	446,569	420,300				420,300				2,760,919
12/1/2012							2,680,712											2,680,712
7/1/2013										705,468								705,468
5/1/2016							3,697,785											3,697,785
12/1/2020							2,134,868	2,139,963										4,274,831
7/1/2021							1,718,483											1,718,483
5/1/2022								2,650,000	2,650,000	2,650,000				2,650,000				13,775,000
7/1/2022							1,865,553											1,865,553
11/1/2028										2,237,360								2,237,360
5/1/2029									1,350,000	1,350,000								7,000,000
6/1/2029																		2,000,000

REDEVELOPMENT AGENCY FOR THE COUNTY OF RIVERSIDE

6/30/2011

Market Value Summary

By Maturity

Maturity Date	2001 Jurupa Valley	2004 Revenue Bonds	2005 Revenue Bonds	2006 Series A Tax Allocation	2006 Series B Tax Allocation	2007 Jurupa Valley	2010 Series C	2010 Series D	2010 Series E	2011 Series B	2011 Series B-T	2011 Second Lien Series D	2011 Second Lien Series E	2010 Housing Bonds Series A	2010 Housing Bonds Series A-T	2011 Housing Bonds Series A	2011 Housing Bonds Series A-T	Grand Total
7/1/2031							1,455,000		1,455,000									1,455,000
5/1/2032							1,052,490											1,052,490
5/1/2033							4,200,000		4,200,000									4,200,000
5/1/2034							1,000,000		1,000,000									1,000,000
7/1/2034							3,000,000		3,000,000									3,000,000
4/1/2038							1,765,000											1,765,000
Total	1	3,825,661	4,528,739	36,325,216	33,540,362	8,345,478	5,034,049	28,739,984	41,068,084	21,446,154	10,868,810	5,768,465	11,045,646	6,367,867	49,637,440	13,607,529	13,506,312	287,455,787

REDEVELOPMENT AGENCY FOR THE COUNTY OF RIVERSIDE

6/30/2011

Rating Summary

By Rating

Rating	2001 Empire Valley	2004 Revenue Bonds	2005 Revenue Bonds	2006 Series A Bond - Allocation	2007 Series B Tax - Valley	2010 Series C	2010 Series D	2010 Series E	2011 Series B	2011 Series B-T	2011 Second Lien Series D	2010 Housing Bonds Series A	2011 Housing Bonds Series A-T	2011 Housing Bonds Series A-T	Grand Total
A/A1						1,130,567									1,130,567
A/A2						2,744,358	1,521,925								4,266,183
A-/Aa2						4,200,000									4,200,000
A+						2,134,868	2,139,963								4,274,831
A+/A1						755,310	755,310								1,510,620
A+/Aa3						1,797,723	1,000,000								2,797,723
AA/A1						1,053,450									1,053,450
AA-/A1										2,237,360					2,237,360
AA-/Aa3						1,520,970	1,520,970								3,041,940
AA-/Aaa						3,697,785									3,697,785
AA-/Baa1						100,298									100,298
AA+						1,001,640	202,686	202,686	202,686		202,686		202,686		1,612,304
AA+/Aa1						2,000,000									2,000,000
AA+/Aa2						420,300	420,300	446,569					420,300		1,707,469
AA+/Aa3						210,693	9,070,000	4,000,000	4,000,000				4,705,468		21,986,161
Aa3								245,867							245,867
Aaa						3,823,824	4,528,186	36,314,274	8,345,478	547,030	4,081,861	4,985,258	4,289,318	43,409,248	143,862,954
AAA/Aa1								1,765,000							1,765,000
AAA/Aa2								3,000,000							3,000,000
AAA/Aaa								1,047,033	2,467,160						3,514,193
AAAm/Aaa								41	2,327,658	10,868,810	541,607	1,198,599	2,078,548	28,192	13,506,312
AAAm/Aaa-Inf	1	1,836	563												2,391
Aaa-Inf						2,487,015	3,251,716	15,519,289	9,425,462	603,850	5,196,767		4,615,313		41,099,411
AAAm-G/Aaa								6,547	79						6,627
BBB								1,052,490							1,052,490
BBB+/A2								845,444	845,444						1,690,887
NR								1,865,553	48	11	25				1,865,637
SP-1+/MIG1								1,550,145							1,550,145
Total	1	3,825,661	4,528,739	36,325,216	8,345,478	5,034,049	28,739,984	33,540,362	21,446,164	10,868,810	5,768,455	6,367,867	43,437,440	13,506,312	287,455,787

REDEVELOPMENT AGENCY FOR THE COUNTY OF RIVERSIDE

6/30/2011

Yield Summary

By Investment Yield

Investment	2007 Inyo Valley	2006 Revenue Bonds	2005 Revenue Bonds	2006 Series A Tax Allocation	2006 Series A Tax Allocation	2007 Inyo Valley	2010 Series C	2010 Series D	2010 Series E	2011 Series B & J	2011 Series D Lien Series D	2011 Series E Lien Series E	2010 Housing Bonds Series A-T	2011 Housing Bonds Series A-T	2011 Housing Bonds Series A-T
California St								0.05%							
California St Dept Wtr Res Pwr Supply Rev Ser A						5.88%									
California St Dept Wtr Res Pwr Supply Rev Ser L						2.00%	2.00%								
California St Dept Wtr Res Pwr Supply Rev Var-Ser-C-7							2.75%	2.75%	2.75%	2.75%	2.75%	2.75%			2.75%
California St Van-Kindergarten-AR-Rmt							0.06%								
Cash									0.00%	0.00%	0.00%	0.00%			
Castaic Lake Wtr Agcy Calif Rev Cfs Patm Ser C							5.00%								
Cleveland Ohio						5.38%									
Covina Calif Pub Fing Auth Wtr						2.00%									
Dreyfus Call Amt Free Muni CM 6189 Inv							0.00%	0.00%	0.00%	0.00%	0.00%	0.00%			0.00%
Federated Pm Csh Ob #854							0.01%	0.01%	0.01%	0.01%	0.01%	0.01%			0.01%
Federated Pm Obl MM #396							0.01%	0.01%	0.01%	0.01%	0.01%	0.01%			0.01%
Federated US Treasury Cash Res #632									0.00%						
Fontana Calif Uni Sch Dist Bd							4.00%								
Golden St TOB Securitization Corp Calif TOB Stmnt							5.00%	5.00%							
Goldman Sachs Fincl SQ Govt #465									0.00%						
INVESCO TREASURY PRIVATE CLASS									0.02%						
Jefferson LA Sales Tax Dist Spl Sales							5.00%	5.00%							
JP Morgan US Trisy Plus Premier #3920									0.00%						
Junipa Calif Pub Fing Auth Rev Superior Lien Ser A															2.00%
Lexington Cnty S C Health Svcs Prefrd															5.75%
Long Beach Calif Bd Fin Auth Nat Gas							5.00%	5.00%							
Los Angeles Calif Uni Sch Dist CTFS Patm							3.00%	3.00%							
Massachusetts St Health & EDL Pref							6.25%								
Montgomery Cnty Md															4.00%
North Carolina Street							5.00%								
Orange County Calif Pub Fing Auth Lease Rev							3.50%								
Puerto Rico Commwth															5.13%
Riverside County Calif Transportation									0.05%						
RIVERSIDE COUNTY POOL							0.63%	0.63%	0.63%	0.63%	0.63%	0.63%			0.63%

REDEVELOPMENT AGENCY FOR THE COUNTY OF RIVERSIDE

6/30/2011

Yield Summary

By Investment Yield

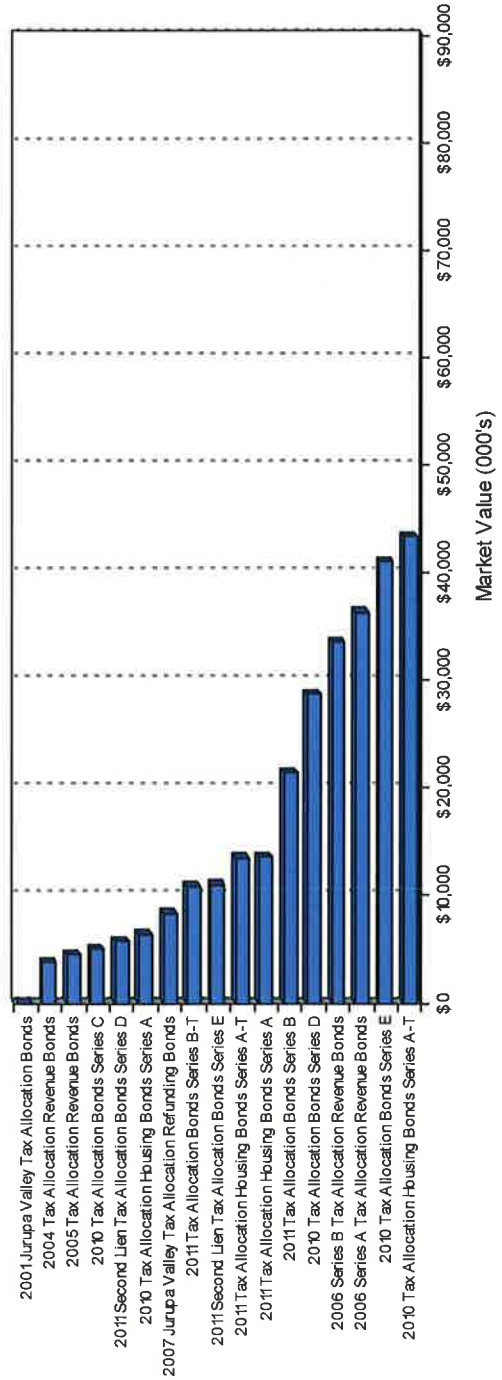
Investment	2001 Empire Valley	2004 Revenue Bonds	2005 Series A Tax Allocation	2005 Series B Tax Allocation	2007 Empire Valley	2010 Series C	2010 Series D	2010 Series E	2011 Series B-T	2011 Series E	2011 Series D	2011 Series E	2010 Housing Bonds Series A-T	2011 Housing Bonds Series A-T
Sacramento Calif City Fing Auth Rev							5.00%							
San Diego Cnty Calif Regl Trans Commn Sales tax						2.50%								
San Francisco Calif City							2.75%			2.75%				2.75%
San Ysidro Calif Sch Dist							2.00%			2.00%				2.00%
South Broward Hosp Dist FLA Rev							5.63%							
St. Louis Mo Apt Rev Prefd Cap Impt Prog Ser A							5.38%							
Stockton Calif Uni Sch Dist							2.00%							
Stockton Calif Uni Sch Dist Ref														3.00%
Sylvan Calif Un Sch District						3.00%								
Truckee Meadows Nev Wtr Auth Ser A						5.25%								
Tyler Tex Wtrwks & Swr Rev									5.00%	5.00%				5.00%
Wells Fargo Adv Natl Tax Free #477							0.01%	0.01%	0.01%	0.01%	0.01%	0.01%		0.01%

REDEVELOPMENT AGENCY FOR THE COUNTY OF RIVERSIDE

6/30/2011

Bond Issue by Market Value

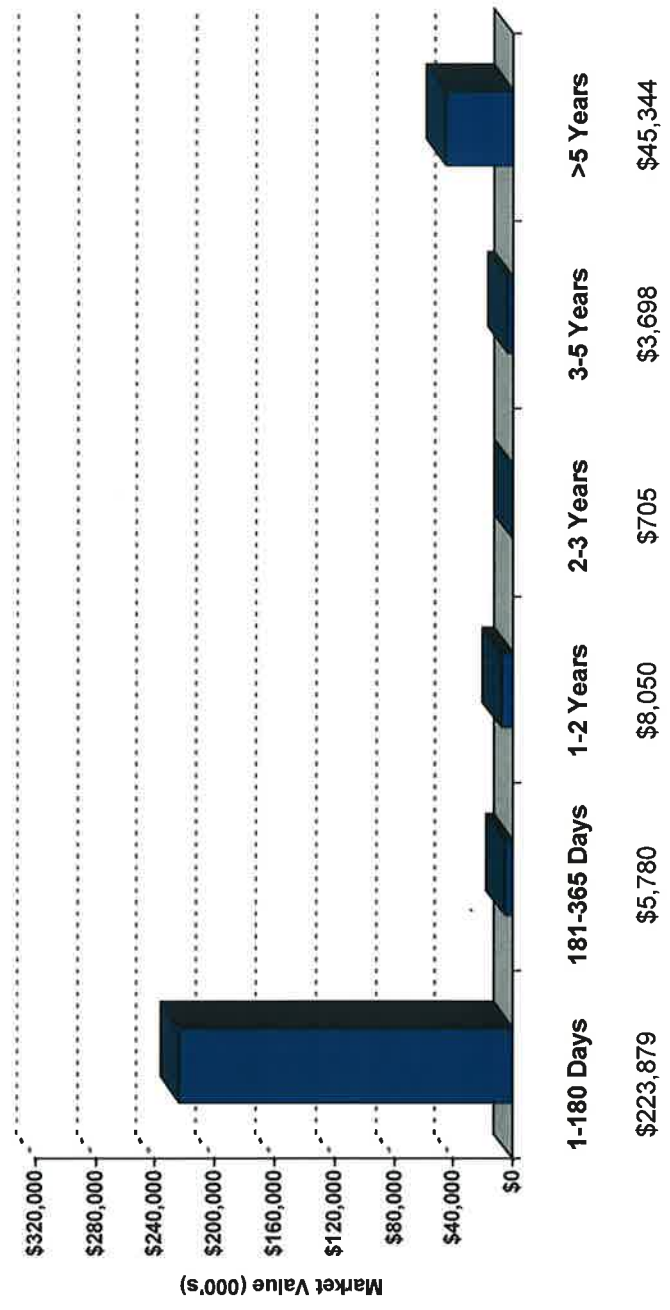
Bond Issue	Market Value
2001 Jurupa Valley Tax Allocation Bonds	\$1.49
2004 Tax Allocation Revenue Bonds	\$3,825,660.58
2005 Tax Allocation Revenue Bonds	\$4,528,739.28
2006 Series A Tax Allocation Revenue Bonds	\$36,325,216.13
2006 Series B Tax Allocation Revenue Bonds	\$33,540,361.97
2007 Jurupa Valley Tax Allocation Refunding Bonds	\$8,345,478.04
2010 Tax Allocation Bonds Series C	\$5,034,049.17
2010 Tax Allocation Bonds Series D	\$28,739,983.91
2010 Tax Allocation Bonds Series E	\$41,068,083.74
2010 Tax Allocation Housing Bonds Series A	\$6,367,866.54
2010 Tax Allocation Housing Bonds Series A-T	\$43,437,440.34
2011 Second Lien Tax Allocation Bonds Series D	\$5,768,454.60
2011 Second Lien Tax Allocation Bonds Series E	\$11,045,645.95
2011 Tax Allocation Bonds Series B	\$21,446,153.88
2011 Tax Allocation Bonds Series B-T	\$10,868,809.55
2011 Tax Allocation Housing Bonds Series A	\$13,607,529.16
2011 Tax Allocation Housing Bonds Series A-T	\$13,506,312.37
Total	\$287,455,786.70



REDEVELOPMENT AGENCY FOR THE COUNTY OF RIVERSIDE

6/30/2011

Maturity By Market Value



**REDEVELOPMENT AGENCY FOR
THE COUNTY OF RIVERSIDE**

6/30/2011

Market Value Summary

<i>Bond Issue</i>	<i>Account</i>	<i>Market Value</i>
<i>2001 Jurupa Valley Tax Allocation Bonds</i>		
	412786 01 Jurupa Debt Service Fund	\$1.45
	805626 01 Jurupa Interest Account	\$0.04
	Total	\$1.49
<i>2004 Tax Allocation Revenue Bonds</i>		
	363812 04 Debt Service Reserve Account (01-86)	\$1,647,749.45
	363814 04 Revenue Fund	\$1,836.27
	363822 04 Debt Service Reserve Account (MCPA)	\$538,926.28
	363825 04 Debt Service Reserve Account (I-215)	\$1,637,148.58
	Total	\$3,825,660.58
<i>2005 Tax Allocation Revenue Bonds</i>		
	363850 05 PFA Revenue Fund	\$552.94
	363864 05 RDA Reserve Account (1-86)	\$1,788,112.73
	363884 05 RDA Reserve Account (MCPA)	\$700,948.61
	363886 05 RDA Redevelopment (MCPA)	\$575,741.46
	363904 05 RDA Reserve Account (I-215)	\$1,462,195.34
	363906 05-E RDA Redevelopment (I-215)	\$1,188.20
	Total	\$4,528,739.28
<i>2006 Series A Tax Allocation Revenue Bonds</i>		
	363869 06-A Revenue Fund	\$6,547.43
	363942 06-A RDA Redevelopment (JVPA)	\$15.04
	363942 06-A RDA Redevelopment (JVPA)	\$16,718,849.39
	363957 06-A RDA Redevelopment (DCPA)	\$9,148.26
	363957 06-A RDA Redevelopment (DCPA)	\$8.36
	363965 06-A RDA Redevelopment (I-215)	\$19,586,275.85
	363965 06-A RDA Redevelopment (I-215)	\$4,371.80
	Total	\$36,325,216.13
<i>2006 Series B Tax Allocation Revenue Bonds</i>		
	363846 06-B Redevelopment (1-86)	\$105.24
	363846 06-B Redevelopment (1-86)	\$21,707,265.70
	363889 06-B Revenue Fund	\$79.34
	363950 06-B Redevelopment (MCPA)	\$1,700.96
	363950 06-B Redevelopment (MCPA)	\$11,831,210.73
	Total	\$33,540,361.97
<i>2007 Jurupa Valley Tax Allocation Refunding Bonds</i>		
	807243 07 Jurupa Redevelopment	\$8,345,478.04
	Total	\$8,345,478.04
<i>2010 Tax Allocation Bonds Series C</i>		
	871572 2010 Non Housing - Cost of Issuance (MCPA)	\$15,647.21
	871573 2010 RDA Reserve Account (MCPA)	\$4.50
	871573 2010 RDA Reserve Account (MCPA)	\$547,029.55
	871576 2010 RDA Redevelopment (MCPA)	\$2,471,367.91
	871576 2010 RDA Redevelopment (MCPA)	\$2,000,000.00
	Total	\$5,034,049.17

**REDEVELOPMENT AGENCY FOR
THE COUNTY OF RIVERSIDE**

6/30/2011

Market Value Summary

<i>Bond Issue</i>	<i>Account</i>	<i>Market Value</i>
<i>2010 Tax Allocation Bonds Series D</i>		
	871592 2010 Non Housing - Cost of Issuance (DCPA)	\$4,040.06
	871593 2010 RDA Reserve Account (DCPA)	\$19.46
	871593 2010 RDA Reserve Account (DCPA)	\$2,363,378.32
	871595 2010 RDA Redevelopment (DCPA)	\$1,797,722.50
	871595 2010 RDA Redevelopment (DCPA)	\$1,130,566.75
	871595 2010 RDA Redevelopment (DCPA)	\$1,550,145.00
	871595 2010 RDA Redevelopment (DCPA)	\$1,718,483.10
	871595 2010 RDA Redevelopment (DCPA)	\$1,865,552.50
	871595 2010 RDA Redevelopment (DCPA)	\$845,443.50
	871595 2010 RDA Redevelopment (DCPA)	\$1,052,490.00
	871595 2010 RDA Redevelopment (DCPA)	\$2,744,357.75
	871595 2010 RDA Redevelopment (DCPA)	\$1,053,450.00
	871595 2010 RDA Redevelopment (DCPA)	\$1,520,970.00
	871595 2010 RDA Redevelopment (DCPA)	\$3,247,675.72
	871595 2010 RDA Redevelopment (DCPA)	\$210,693.00
	871595 2010 RDA Redevelopment (DCPA)	\$2,134,867.85
	871595 2010 RDA Redevelopment (DCPA)	\$755,310.00
	871595 2010 RDA Redevelopment (DCPA)	\$1,047,033.40
	871595 2010 RDA Redevelopment (DCPA)	\$3,697,785.00
	Total	\$28,739,983.91
<i>2010 Tax Allocation Bonds Series E</i>		
	871601 2010 Non Housing - Cost of Issuance (I-215)	\$12,370.72
	871602 2010 RDA Reserve Account (I-215)	\$4,985,257.71
	871602 2010 RDA Reserve Account (I-215)	\$41.06
	871603 2010 RDA Redevelopment (I-215)	\$2,139,963.00
	871603 2010 RDA Redevelopment (I-215)	\$1,455,000.00
	871603 2010 RDA Redevelopment (I-215)	\$755,310.00
	871603 2010 RDA Redevelopment (I-215)	\$1,012,160.00
	871603 2010 RDA Redevelopment (I-215)	\$1,521,825.00
	871603 2010 RDA Redevelopment (I-215)	\$245,886.90
	871603 2010 RDA Redevelopment (I-215)	\$100,298.00
	871603 2010 RDA Redevelopment (I-215)	\$1,765,000.00
	871603 2010 RDA Redevelopment (I-215)	\$1,520,970.00
	871603 2010 RDA Redevelopment (I-215)	\$3,000,000.00
	871603 2010 RDA Redevelopment (I-215)	\$1,001,640.00
	871603 2010 RDA Redevelopment (I-215)	\$4,200,000.00
	871603 2010 RDA Redevelopment (I-215)	\$1,000,000.00
	871603 2010 RDA Redevelopment (I-215)	\$15,506,917.85
	871603 2010 RDA Redevelopment (I-215)	\$845,443.50
	Total	\$41,068,083.74
<i>2010 Tax Allocation Housing Bonds Series A</i>		
	871502 2010 Housing A - Bond Proceeds	\$118.22
	871502 2010 Housing A - Bond Proceeds	\$2,987,142.33
	871503 2010 Housing A - Cost of Issuance	\$0.51
	871503 2010 Housing A - Cost of Issuance	\$10,465.54
	871504 2010 Housing A - Reserve Fund	\$10.76
	871504 2010 Housing A - Reserve Fund	\$1,302,175.82
	871505 2010 Housing A - Capitalized Interest Fund	\$2,067,953.36
	Total	\$6,367,866.54

**REDEVELOPMENT AGENCY FOR
THE COUNTY OF RIVERSIDE**

6/30/2011

Market Value Summary

<i>Bond Issue</i>	<i>Account</i>	<i>Market Value</i>
<i>2010 Tax Allocation Housing Bonds Series A-T</i>		
871507	2010 Housing A-T - Reserve Fund	\$34.24
871507	2010 Housing A-T - Reserve Fund	\$4,169,256.19
871508	2010 Housing A - T - Cost of Issuance	\$27,795.78
871509	2010 Housing A - T - Bond Proceeds	\$39,239,992.12
871509	2010 Housing A - T - Bond Proceeds	\$362.01
Total		\$43,437,440.34
<i>2011 Second Lien Tax Allocation Bonds Series D</i>		
872241	2011 RDA Non Housing- COI (DCPA)	\$9,382.00
872242	2011 RDA Reserve Account (DCPA)	\$11.28
872242	2011 RDA Reserve Account (DCPA)	\$532,225.00
872243	2011 RDA Redevelopment (DCPA)	\$603,850.32
872243	2011 RDA Redevelopment (DCPA)	\$202,686.00
872243	2011 RDA Redevelopment (DCPA)	\$420,300.00
872243	2011 RDA Redevelopment (DCPA)	\$2,650,000.00
872243	2011 RDA Redevelopment (DCPA)	\$1,350,000.00
Total		\$5,768,454.60
<i>2011 Second Lien Tax Allocation Bonds Series E</i>		
872231	2011 RDA Non Housing- COI (I-215)	\$7,582.00
872232	2011 RDA Reserve Account (I-215)	\$1,192,016.90
872232	2011 RDA Reserve Account (I-215)	\$24.97
872233	2011 RDA Redevelopment (I-215)	\$2,650,000.00
872233	2011 RDA Redevelopment (I-215)	\$5,196,767.33
872233	2011 RDA Redevelopment (I-215)	\$1,350,000.00
872233	2011 RDA Redevelopment (I-215)	\$446,568.75
872233	2011 RDA Redevelopment (I-215)	\$202,686.00
Total		\$11,045,645.95
<i>2011 Tax Allocation Bonds Series B</i>		
872151	2011 RDA Non Housing- COI (JVPA Series B)	\$14,358.22
872152	2011 RDA Reserve Account (JVPA Series B)	\$48.00
872152	2011 RDA Reserve Account (JVPA Series B)	\$2,313,300.05
872153	2011 RDA Redevelopment (JVPA Seris B)	\$9,425,461.61
872153	2011 RDA Redevelopment (JVPA Seris B)	\$295,000.00
872153	2011 RDA Redevelopment (JVPA Seris B)	\$202,686.00
872153	2011 RDA Redevelopment (JVPA Seris B)	\$5,825,000.00
872153	2011 RDA Redevelopment (JVPA Seris B)	\$420,300.00
872153	2011 RDA Redevelopment (JVPA Seris B)	\$2,950,000.00
Total		\$21,446,153.88
<i>2011 Tax Allocation Bonds Series B-T</i>		
872161	2011 RDA Non Housing- COI (JVPA Series B-T)	\$7,333.71
872162	2011 RDA Reserve Account (JVPA Series B-T)	\$1,152,524.20
872163	2011 RDA Redevelopment (JVPA Seris B-T)	\$9,708,951.64
Total		\$10,868,809.55

**REDEVELOPMENT AGENCY FOR
THE COUNTY OF RIVERSIDE**

6/30/2011

Market Value Summary

<i>Bond Issue</i>	<i>Account</i>	<i>Market Value</i>
<i>2011 Tax Allocation Housing Bonds Series A</i>		
871939	2011 Housing A - Cost of Issuance	\$17,067.00
871940	2011 Housing A - Reserve Fund	\$1,409,335.78
871941	2011 Housing A - Bond Proceeds	\$4,615,312.58
871941	2011 Housing A - Bond Proceeds	\$202,686.00
871941	2011 Housing A - Bond Proceeds	\$705,467.80
871941	2011 Housing A - Bond Proceeds	\$2,237,360.00
871941	2011 Housing A - Bond Proceeds	\$2,650,000.00
871941	2011 Housing A - Bond Proceeds	\$1,350,000.00
871941	2011 Housing A - Bond Proceeds	\$420,300.00
Total		\$13,607,529.16
<i>2011 Tax Allocation Housing Bonds Series A-T</i>		
871932	2011 Housing A-T - Cost of Issuance	\$17,067.03
871933	2011 Housing A-T - Reserve Fund	\$1,409,533.02
871937	2011 Housing A - T - Bond Proceeds	\$12,079,712.32
Total		\$13,506,312.37
Grand Total		\$287,455,786.70

**REDEVELOPMENT AGENCY FOR
THE COUNTY OF RIVERSIDE**

6/30/2011

Yield Summary

<i>Bond Issue</i>	<i>Full Name</i>	<i>Yield</i>	<i>Arbitrage Yield</i>
2001 Jurupa Valley Tax Allocation Bonds		0.020%	5.274%
	412786 01 Jurupa Debt Service Fund	0.020%	
	805626 01 Jurupa Interest Account	0.020%	
2004 Tax Allocation Revenue Bonds		0.630%	4.947%
	363812 04 Debt Service Reserve Account (01-86)	0.630%	
	363814 04 Revenue Fund	0.000%	
	363822 04 Debt Service Reserve Account (MCPA)	0.630%	
	363825 04 Debt Service Reserve Account (I-215)	0.630%	
2005 Tax Allocation Revenue Bonds		0.630%	4.613%
	363850 05 PFA Revenue Fund	0.000%	
	363864 05 RDA Reserve Account (1-86)	0.630%	
	363884 05 RDA Reserve Account (MCPA)	0.630%	
	363886 05 RDA Redevelopment (MCPA)	0.630%	
	363904 05 RDA Reserve Account (I-215)	0.630%	
	363906 05-E RDA Redevelopment (I-215)	0.630%	
2006 Series A Tax Allocation Revenue Bonds		0.630%	4.560%
	363869 06-A Revenue Fund	0.000%	
	363942 06-A RDA Redevelopment (JVPA)	0.000%	
	363942 06-A RDA Redevelopment (JVPA)	0.630%	
	363957 06-A RDA Redevelopment (DCPA)	0.630%	
	363957 06-A RDA Redevelopment (DCPA)	0.000%	
	363965 06-A RDA Redevelopment (I-215)	0.630%	
	363965 06-A RDA Redevelopment (I-215)	0.000%	
2006 Series B Tax Allocation Revenue Bonds		0.630%	4.699%
	363846 06-B Redevelopment (1-86)	0.000%	
	363846 06-B Redevelopment (1-86)	0.630%	
	363889 06-B Revenue Fund	0.000%	
	363950 06-B Redevelopment (MCPA)	0.000%	
	363950 06-B Redevelopment (MCPA)	0.630%	
2007 Jurupa Valley Tax Allocation Refunding Bonds		0.630%	4.503%
	807243 07 Jurupa Redevelopment	0.630%	
2010 Tax Allocation Bonds Series C		0.093%	6.412%
	871572 2010 Non Housing - Cost of Issuance (MCPA)	0.010%	
	871573 2010 RDA Reserve Account (MCPA)	0.010%	
	871573 2010 RDA Reserve Account (MCPA)	0.630%	
	871576 2010 RDA Redevelopment (MCPA)	0.010%	
	871576 2010 RDA Redevelopment (MCPA)	0.050%	

**REDEVELOPMENT AGENCY FOR
THE COUNTY OF RIVERSIDE**

6/30/2011

Yield Summary

<i>Bond Issue</i>	<i>Full Name</i>	<i>Yield</i>	<i>Arbitrage Yield</i>
2010 Tax Allocation Bonds Series D		3.948%	5.690%
	871592 2010 Non Housing - Cost of Issuance (DCPA)	0.010%	
	871593 2010 RDA Reserve Account (DCPA)	0.010%	
	871593 2010 RDA Reserve Account (DCPA)	0.630%	
	871595 2010 RDA Redevelopment (DCPA)	3.500%	
	871595 2010 RDA Redevelopment (DCPA)	5.000%	
	871595 2010 RDA Redevelopment (DCPA)	4.000%	
	871595 2010 RDA Redevelopment (DCPA)	5.375%	
	871595 2010 RDA Redevelopment (DCPA)	6.250%	
	871595 2010 RDA Redevelopment (DCPA)	5.000%	
	871595 2010 RDA Redevelopment (DCPA)	5.625%	
	871595 2010 RDA Redevelopment (DCPA)	5.000%	
	871595 2010 RDA Redevelopment (DCPA)	5.375%	
	871595 2010 RDA Redevelopment (DCPA)	2.000%	
	871595 2010 RDA Redevelopment (DCPA)	0.010%	
	871595 2010 RDA Redevelopment (DCPA)	2.000%	
	871595 2010 RDA Redevelopment (DCPA)	5.000%	
	871595 2010 RDA Redevelopment (DCPA)	3.000%	
	871595 2010 RDA Redevelopment (DCPA)	5.000%	
	871595 2010 RDA Redevelopment (DCPA)	5.875%	
2010 Tax Allocation Bonds Series E		1.615%	6.363%
	871601 2010 Non Housing - Cost of Issuance (I-215)	0.010%	
	871602 2010 RDA Reserve Account (I-215)	0.630%	
	871602 2010 RDA Reserve Account (I-215)	0.010%	
	871603 2010 RDA Redevelopment (I-215)	5.000%	
	871603 2010 RDA Redevelopment (I-215)	5.125%	
	871603 2010 RDA Redevelopment (I-215)	3.000%	
	871603 2010 RDA Redevelopment (I-215)	4.000%	
	871603 2010 RDA Redevelopment (I-215)	5.000%	
	871603 2010 RDA Redevelopment (I-215)	3.000%	
	871603 2010 RDA Redevelopment (I-215)	5.000%	
	871603 2010 RDA Redevelopment (I-215)	2.500%	
	871603 2010 RDA Redevelopment (I-215)	2.000%	
	871603 2010 RDA Redevelopment (I-215)	5.250%	
	871603 2010 RDA Redevelopment (I-215)	2.000%	
	871603 2010 RDA Redevelopment (I-215)	0.050%	
	871603 2010 RDA Redevelopment (I-215)	0.060%	
	871603 2010 RDA Redevelopment (I-215)	0.010%	
	871603 2010 RDA Redevelopment (I-215)	5.000%	

**REDEVELOPMENT AGENCY FOR
THE COUNTY OF RIVERSIDE**

6/30/2011

Yield Summary

Bond Issue	Full Name	Yield	Arbitrage Yield
2010 Tax Allocation Housing Bonds Series A		0.428%	5.931%
	871502 2010 Housing A - Bond Proceeds	0.010%	
	871502 2010 Housing A - Bond Proceeds	0.630%	
	871503 2010 Housing A - Cost of Issuance	0.000%	
	871503 2010 Housing A - Cost of Issuance	0.010%	
	871504 2010 Housing A - Reserve Fund	0.010%	
	871504 2010 Housing A - Reserve Fund	0.630%	
	871505 2010 Housing A - Capitalized Interest Fund	0.010%	
2010 Tax Allocation Housing Bonds Series A-T		0.630%	Taxable
	871507 2010 Housing A-T - Reserve Fund	0.010%	
	871507 2010 Housing A-T - Reserve Fund	0.630%	
	871508 2010 Housing A - T - Cost of Issuance	0.010%	
	871509 2010 Housing A - T - Bond Proceeds	0.630%	
	871509 2010 Housing A - T - Bond Proceeds	0.010%	
2011 Second Lien Tax Allocation Bonds Series D		2.343%	7.228%
	872241 2011 RDA Non Housing- COI (DCPA)	0.000%	
	872242 2011 RDA Reserve Account (DCPA)	0.000%	
	872242 2011 RDA Reserve Account (DCPA)	0.010%	
	872243 2011 RDA Redevelopment (DCPA)	0.010%	
	872243 2011 RDA Redevelopment (DCPA)	2.000%	
	872243 2011 RDA Redevelopment (DCPA)	5.000%	
	872243 2011 RDA Redevelopment (DCPA)	2.750%	
	872243 2011 RDA Redevelopment (DCPA)	2.750%	
2011 Second Lien Tax Allocation Bonds Series E		1.240%	8.391%
	872231 2011 RDA Non Housing- COI (I-215)	0.000%	
	872232 2011 RDA Reserve Account (I-215)	0.010%	
	872232 2011 RDA Reserve Account (I-215)	0.000%	
	872233 2011 RDA Redevelopment (I-215)	2.750%	
	872233 2011 RDA Redevelopment (I-215)	0.010%	
	872233 2011 RDA Redevelopment (I-215)	2.750%	
	872233 2011 RDA Redevelopment (I-215)	5.000%	
	872233 2011 RDA Redevelopment (I-215)	2.000%	

**REDEVELOPMENT AGENCY FOR
THE COUNTY OF RIVERSIDE**

6/30/2011

Yield Summary

<i>Bond Issue</i>	<i>Full Name</i>	<i>Yield</i>	<i>Arbitrage Yield</i>
2011 Tax Allocation Bonds Series B		1.275%	8.185%
	872151 2011 RDA Non Housing- COI (JVPA Series B)	0.000%	
	872152 2011 RDA Reserve Account (JVPA Series B)	0.000%	
	872152 2011 RDA Reserve Account (JVPA Series B)	0.010%	
	872153 2011 RDA Redevelopment (JVPA Series B)	0.010%	
	872153 2011 RDA Redevelopment (JVPA Series B)	2.000%	
	872153 2011 RDA Redevelopment (JVPA Series B)	2.000%	
	872153 2011 RDA Redevelopment (JVPA Series B)	2.750%	
	872153 2011 RDA Redevelopment (JVPA Series B)	5.000%	
	872153 2011 RDA Redevelopment (JVPA Series B)	2.750%	
2011 Tax Allocation Bonds Series B-T		0.010%	Taxable
	872161 2011 RDA Non Housing- COI (JVPA Series B-T)	0.010%	
	872162 2011 RDA Reserve Account (JVPA Series B-T)	0.010%	
	872163 2011 RDA Redevelopment (JVPA Series B-T)	0.010%	
2011 Tax Allocation Housing Bonds Series A		2.098%	8.065%
	871939 2011 Housing A - Cost of Issuance	0.000%	
	871940 2011 Housing A - Reserve Fund	0.010%	
	871941 2011 Housing A - Bond Proceeds	0.010%	
	871941 2011 Housing A - Bond Proceeds	2.000%	
	871941 2011 Housing A - Bond Proceeds	3.000%	
	871941 2011 Housing A - Bond Proceeds	5.750%	
	871941 2011 Housing A - Bond Proceeds	2.750%	
	871941 2011 Housing A - Bond Proceeds	2.750%	
	871941 2011 Housing A - Bond Proceeds	5.000%	
2011 Tax Allocation Housing Bonds Series A-T		0.010%	Taxable
	871932 2011 Housing A -T - Cost of Issuance	0.010%	
	871933 2011 Housing A-T - Reserve Fund	0.010%	
	871937 2011 Housing A - T - Bond Proceeds	0.010%	

\$90,025,000.00 Redevelopment Agency for the County of Riverside 2001 Jurupa Valley Tax Allocation Bonds		Dated Date: 4/25/2001 Due: 10/1/2035 Call Date: 10/1/2011 Trustee: Bank of New York		S&P: Moody's: Fitch: Credit Enhancement: AMBAC		Arbitrage Yield: 5.274% Arbitrage Position: (\$3,986,869.52) Arbitrage Last Calc: 4/24/2011		
Account	Investment	Coupon	Yield	Maturity	Ratings	Par Value	Book Value	Market Value
# 412786 01 Jurupa Debt Service Fund	INVESCO TREASURY PRIVATE CLASS	0.020%	0.020%	7/1/2011	AAAm/Aaa-mf	\$1.45	\$1.45	\$1.45
Sub Total:						\$1.45	\$1.45	\$1.45
# 805626 01 Jurupa Interest Account	INVESCO TREASURY PRIVATE CLASS	0.020%	0.020%	7/1/2011	AAAm/Aaa-mf	\$0.04	\$0.04	\$0.04
Sub Total:						\$0.04	\$0.04	\$0.04
Total:						\$1.49	\$1.49	\$1.49

* Footnote: As of June 30, 2011, the 01 Jurupa Escrow Account (# 807201) maintained the following additional investment balances:

Account	Investment	Coupon	Yield	Maturity	Ratings	Par Value	Book Value	Market Value
# 807201 01 Jurupa Escrow Account	Cash	0.00%	0.00%	7/1/2011	NR	\$15.60	\$15.60	\$15.60
# 807201 01 Jurupa Escrow Account	US Treasury Note Slug Serv	4.55%	4.55%	10/1/2011	AAA/Aaa	\$74,745,413.00	\$74,745,413.00	\$74,745,413.00
# 807201 01 Jurupa Escrow Account	US Treasury CTF of Ind Slug Serv	0.00%	0.00%	10/1/2011	AAA/Aaa	\$9,240,870.00	\$9,240,870.00	\$9,240,870.00
Sub Total:						\$83,986,298.60	\$83,986,298.60	\$83,986,298.60

\$102,785,000.00 Redevelopment Agency for the County of Riverside 2004 Tax Allocation Revenue Bonds		Dated Date: 12/29/2004 Due: 10/1/2037 Call Date: 10/1/2014 Trustee: Bank of New York						S&P: BBB Moody's: Baa2 Fitch: Credit Enhancement: XLCA			Arbitrage Yield: 4.947% Arbitrage Position: (\$5,956,218.38) Arbitrage Last Calc: 10/1/2009		
Account	Investment	Coupon	Yield	Maturity	Ratings	Par Value	Book Value	Market Value					
# 363812 04 Debt Service Reserve Account (01-86)	RIVERSIDE COUNTY POOL	0.630%	0.630%	7/1/2011	Aaa	\$1,647,749.45	\$1,647,749.45	\$1,647,749.45					
Sub Total:						\$1,647,749.45	\$1,647,749.45	\$1,647,749.45					
# 363814 04 Revenue Fund	JP Morgan US Trsry Plus Premier #3920	0.000%	0.000%	7/1/2011	AAA-m/AAA-mf	\$1,836.27	\$1,836.27	\$1,836.27					
Sub Total:						\$1,836.27	\$1,836.27	\$1,836.27					
# 363822 04 Debt Service Reserve Account (MCPA)	RIVERSIDE COUNTY POOL	0.630%	0.630%	7/1/2011	Aaa	\$538,926.28	\$538,926.28	\$538,926.28					
Sub Total:						\$538,926.28	\$538,926.28	\$538,926.28					
# 363825 04 Debt Service Reserve Account (I-215)	RIVERSIDE COUNTY POOL	0.630%	0.630%	7/1/2011	Aaa	\$1,637,148.58	\$1,637,148.58	\$1,637,148.58					
Sub Total:						\$1,637,148.58	\$1,637,148.58	\$1,637,148.58					
Total:						\$3,825,660.58	\$3,825,660.58	\$3,825,660.58					

\$144,075,000.00 Redevelopment Agency for the County of Riverside 2005 Tax Allocation Revenue Bonds		Dated Date: 9/8/2005 S&P: BBB Arbitrage Yield: 4.613% Due: 10/1/2037 Moody's: Baa2 Arbitrage Position: (\$1,385,956.72) Call Date: 10/1/2015 Fitch: Arbitrage Last Calc: 10/1/2009 Trustee: Bank of New York Credit Enhancement: XLCA						
Account	Investment	Coupon	Yield	Maturity	Ratings	Par Value	Book Value	Market Value
# 363850 05 PFA Revenue Fund	JP Morgan US Trsry Plus Premier #3920	0.000%	0.000%	7/1/2011	AAAm/Aaa-mf	\$552.94	\$552.94	\$552.94
Sub Total:						\$552.94	\$552.94	\$552.94
# 363864 05 RDA Reserve Account (1-86)	RIVERSIDE COUNTY POOL	0.630%	0.630%	7/1/2011	Aaa	\$1,788,112.73	\$1,788,112.73	\$1,788,112.73
Sub Total:						\$1,788,112.73	\$1,788,112.73	\$1,788,112.73
# 363884 05 RDA Reserve Account (MCPA)	RIVERSIDE COUNTY POOL	0.630%	0.630%	7/1/2011	Aaa	\$700,948.61	\$700,948.61	\$700,948.61
Sub Total:						\$700,948.61	\$700,948.61	\$700,948.61
# 363886 05 RDA Redevelopment (MCPA)	RIVERSIDE COUNTY POOL	0.630%	0.630%	7/1/2011	Aaa	\$575,741.46	\$575,741.46	\$575,741.46
Sub Total:						\$575,741.46	\$575,741.46	\$575,741.46
# 363904 05 RDA Reserve Account (I-215)	RIVERSIDE COUNTY POOL	0.630%	0.630%	7/1/2011	Aaa	\$1,462,195.34	\$1,462,195.34	\$1,462,195.34
Sub Total:						\$1,462,195.34	\$1,462,195.34	\$1,462,195.34
# 363906 05-E RDA Redevelopment (I-215)	RIVERSIDE COUNTY POOL	0.630%	0.630%	7/1/2011	Aaa	\$1,188.20	\$1,188.20	\$1,188.20
Sub Total:						\$1,188.20	\$1,188.20	\$1,188.20
Total:						\$4,528,739.28	\$4,528,739.28	\$4,528,739.28

6/30/2011

<p>\$169,720,000.00 Redevelopment Agency for the County of Riverside 2006 Series A Tax Allocation Revenue Bonds</p>	<p>Dated Date: 11/2/2006 Due: 10/1/2037 Call Date: 10/1/2016 Trustee: Bank of New York</p>	<p>S&P: BBB+ Moody's: A3 Fitch:</p>	<p>Arbitrage Yield: 4.560% Arbitrage Position: (\$6,187,770.66) Arbitrage Last Calc: 10/1/2010</p>
<p>Credit Enhancement: NATL-RE</p>			

Account	Investment	Coupon	Yield	Maturity	Ratings	Par Value	Book Value	Market Value
# 363869 06-A Revenue Fund	Federated US Treasury Cash Res #632	0.000%	0.000%	7/1/2011	AAA-m-G/Aaa	\$6,547.43	\$6,547.43	\$6,547.43
Sub Total:						\$6,547.43	\$6,547.43	\$6,547.43
# 363942 06-A RDA Redevelopment (JVPA)	Goldman Sachs Fincl SQ Gov't #465	0.000%	0.000%	7/1/2011	AAA-m/Aaa	\$15.04	\$15.04	\$15.04
# 363942 06-A RDA Redevelopment (JVPA)	RIVERSIDE COUNTY POOL	0.630%	0.630%	7/1/2011	Aaa	\$16,718,849.39	\$16,718,849.39	\$16,718,849.39
Sub Total:						\$16,718,864.43	\$16,718,864.43	\$16,718,864.43
# 363957 06-A RDA Redevelopment (DCPA)	RIVERSIDE COUNTY POOL	0.630%	0.630%	7/1/2011	Aaa	\$9,148.26	\$9,148.26	\$9,148.26
# 363957 06-A RDA Redevelopment (DCPA)	Goldman Sachs Fincl SQ Gov't #465	0.000%	0.000%	7/1/2011	AAA-m/Aaa	\$8.36	\$8.36	\$8.36
Sub Total:						\$9,156.62	\$9,156.62	\$9,156.62
# 363965 06-A RDA Redevelopment (I-215)	RIVERSIDE COUNTY POOL	0.630%	0.630%	7/1/2011	Aaa	\$19,586,275.85	\$19,586,275.85	\$19,586,275.85
# 363965 06-A RDA Redevelopment (I-215)	Goldman Sachs Fincl SQ Gov't #465	0.000%	0.000%	7/1/2011	AAA-m/Aaa	\$4,371.80	\$4,371.80	\$4,371.80
Sub Total:						\$19,590,647.65	\$19,590,647.65	\$19,590,647.65
Total:						\$36,326,216.13	\$36,326,216.13	\$36,326,216.13

\$33,820,000.00 Redevelopment Agency for the County of Riverside 2006 Series B Tax Allocation Revenue Bonds		Dated Date: 11/2/2006 S&P: BBB+ Arbitrage Yield: 4.699% Due: 10/1/2037 Moody's: Baa1 Arbitrage Position: (\$2,238,054.53) Call Date: 10/1/2016 Fitch: Arbitrage Last Calc: 10/1/2010 Trustee: Bank of New York Credit Enhancement: NATL-RE									
Account	Investment	Coupon	Yield	Maturity	Ratings	Par Value	Book Value	Market Value			
# 363846 06-B Redevelopment (1-86)	RIVERSIDE COUNTY POOL	0.630%	0.630%	7/1/2011	Aaa	\$21,707,265.70	\$21,707,265.70	\$21,707,265.70			
# 363846 06-B Redevelopment (1-86)	Goldman Sachs Finci SQ Govt #465	0.000%	0.000%	7/1/2011	AAA/Am/Aaa	\$105.24	\$105.24	\$105.24			
Sub Total:						\$21,707,370.94	\$21,707,370.94	\$21,707,370.94			
# 363889 06-B Revenue Fund	Federated US Treasury Cash Res #632	0.000%	0.000%	7/1/2011	AAA/Am-G/Aaa	\$79.34	\$79.34	\$79.34			
Sub Total:						\$79.34	\$79.34	\$79.34			
# 363950 06-B Redevelopment (MCPA)	RIVERSIDE COUNTY POOL	0.630%	0.630%	7/1/2011	Aaa	\$11,831,210.73	\$11,831,210.73	\$11,831,210.73			
# 363950 06-B Redevelopment (MCPA)	Goldman Sachs Finci SQ Govt #465	0.000%	0.000%	7/1/2011	AAA/Am/Aaa	\$1,700.96	\$1,700.96	\$1,700.96			
Sub Total:						\$11,832,911.69	\$11,832,911.69	\$11,832,911.69			
Total:						\$33,640,361.97	\$33,640,361.97	\$33,640,361.97			

<p>\$89,990,000.00 Redevelopment Agency for the County of Riverside 2007 Jurupa Valley Tax Allocation Refunding Bonds</p>	<p>Dated Date: 5/10/2007 Due: 10/1/2035 Call Date: 10/1/2017 Trustee: Bank of New York</p> <p>S&P: A- Moody's: A3 Fitch: Credit Enhancement: NATL-RE</p> <p>Arbitrage Yield: 4.503% Arbitrage Position: Arbitrage Last Calc:</p>
Account	Investment
# 807243 07 Jurupa Redevelopment	RIVERSIDE COUNTY POOL
Sub Total:	
Total:	

Account	Investment	Coupon	Yield	Maturity	Ratings	Par Value	Book Value	Market Value
# 807243 07 Jurupa Redevelopment	RIVERSIDE COUNTY POOL	0.630%	0.630%	7/1/2011	Aaa	\$8,345,478.04	\$8,345,478.04	\$8,345,478.04
Sub Total:						\$8,345,478.04	\$8,345,478.04	\$8,345,478.04
Total:						\$8,345,478.04	\$8,345,478.04	\$8,345,478.04

\$5,645,000.00 Redevelopment Agency for the County of Riverside 2010 Tax Allocation Bonds Series C		Dated Date: 7/8/2010 Due: 10/1/2040 Call Date: 10/1/2018 Trustee: Bank of New York		S&P: BBB+ Moody's: Fitch: Credit Enhancement:		Arbitrage Yield: 6.412% Arbitrage Position: Arbitrage Last Calc:		
Account	Investment	Coupon	Yield	Maturity	Ratings	Par Value	Book Value	Market Value
# 871572 2010 Non Housing - Cost of Issuance (MCPA)	Wells Fargo Adv Nat'l Tax Free #477	0.010%	0.010%	7/1/2011	Aaa-nf	\$15,647.21	\$15,647.21	\$15,647.21
Sub Total:						\$15,647.21	\$15,647.21	\$15,647.21
# 871573 2010 RDA Reserve Account (MCPA)	RIVERSIDE COUNTY POOL	0.630%	0.630%	7/1/2011	Aaa	\$547,029.55	\$547,029.55	\$547,029.55
# 871573 2010 RDA Reserve Account (MCPA)	Federated Prm Obl MM #396	0.010%	0.010%	7/1/2011	AAAm/Aaa	\$4.50	\$4.50	\$4.50
Sub Total:						\$547,034.05	\$547,034.05	\$547,034.05
# 871576 2010 RDA Redevelopment (MCPA)	Wells Fargo Adv Nat'l Tax Free #477	0.010%	0.010%	7/1/2011	Aaa-nf	\$2,471,367.91	\$2,471,367.91	\$2,471,367.91
# 871576 2010 RDA Redevelopment (MCPA)	Riverside County Calif Transportation	0.050%	0.050%	6/1/2029	AA+/Aa1	\$2,000,000.00	\$2,000,000.00	\$2,000,000.00
Sub Total:						\$4,471,367.91	\$4,471,367.91	\$4,471,367.91
Total:						\$5,034,049.17	\$5,034,049.17	\$5,034,049.17

\$32,415,000.00
Redevelopment Agency for
the County of Riverside
2010 Tax Allocation Bonds Series D

Dated Date: 7/18/2010
 Due: 10/1/2037
 Call Date: 10/1/2020
 Trustee: Bank of New York

S&P: A-
 Moody's: A3
 Fitch:
 Credit Enhancement:

Arbitrage Yield: 5.690%
 Arbitrage Position:
 Arbitrage Last Calc:

Account	Investment	Coupon	Yield	Maturity	Ratings	Par Value	Book Value	Market Value
# 871592 2010 Non Housing - Cost of Issuance (DCPA)	Wells Fargo Adv Nat'l Tax Free #477	0.010%	0.010%	7/1/2011	Aaa-mf	\$4,040.06	\$4,040.06	\$4,040.06
Sub Total:						\$4,040.06	\$4,040.06	\$4,040.06
# 871593 2010 RDA Reserve Account (DCPA)	Federated Pfm Obl MM #396	0.010%	0.010%	7/1/2011	AAA/Aaa	\$19.46	\$19.46	\$19.46
# 871593 2010 RDA Reserve Account (DCPA)	RIVERSIDE COUNTY POOL	0.630%	0.630%	7/1/2011	Aaa	\$2,363,378.32	\$2,363,378.32	\$2,363,378.32
Sub Total:						\$2,363,397.78	\$2,363,397.78	\$2,363,397.78
# 871595 2010 RDA Redevelopment (DCPA)	Wells Fargo Adv Nat'l Tax Free #477	0.010%	0.010%	7/1/2011	Aaa-mf	\$3,247,675.72	\$3,247,675.72	\$3,247,675.72
# 871595 2010 RDA Redevelopment (DCPA)	Covina Calif Pub Fing Auth Wtr	2.000%	2.000%	10/1/2011	AA+/Aa3	\$210,000.00	\$211,969.80	\$210,693.00
# 871595 2010 RDA Redevelopment (DCPA)	Long Beach Calif Bd Fin Auth Nat Gas	5.000%	5.000%	11/15/2011	A/A2	\$2,705,000.00	\$2,769,216.70	\$2,744,357.75
# 871595 2010 RDA Redevelopment (DCPA)	Los Angeles Calif Uni Sch Dist CTFS Partn	3.000%	3.000%	12/1/2011	A+/A1	\$750,000.00	\$760,500.00	\$755,310.00
# 871595 2010 RDA Redevelopment (DCPA)	North Carolina Street	5.000%	5.000%	3/1/2012	AAA/Aaa	\$1,015,000.00	\$1,070,073.90	\$1,047,033.40
# 871595 2010 RDA Redevelopment (DCPA)	California St Dept Wtr Res Pwr Supply Rev Ser L	2.000%	2.000%	5/1/2012	AA-/Aa3	\$1,500,000.00	\$1,522,170.00	\$1,520,970.00
# 871595 2010 RDA Redevelopment (DCPA)	Golden St TOB Securitization Corp Calif TOB Sltmt	5.000%	5.000%	6/1/2012	BBB+/A2	\$825,000.00	\$859,691.25	\$845,443.50
# 871595 2010 RDA Redevelopment (DCPA)	Orange County Calif Pub Fing Auth Lease Rev	3.500%	3.500%	7/1/2012	A+/Aa3	\$1,750,000.00	\$1,814,697.50	\$1,797,722.50
# 871595 2010 RDA Redevelopment (DCPA)	Cleveland Ohio	5.375%	5.375%	9/1/2012	AA/A1	\$1,000,000.00	\$1,071,130.00	\$1,053,450.00
# 871595 2010 RDA Redevelopment (DCPA)	Fontana Calif Uni Sch Dist Bd	4.000%	4.000%	12/1/2012	SP-1+/MIG1	\$1,500,000.00	\$1,581,780.00	\$1,550,145.00
# 871595 2010 RDA Redevelopment (DCPA)	Sacramento Calif City Fing Auth Rev	5.000%	5.000%	12/1/2012	A/A1	\$1,075,000.00	\$1,147,906.50	\$1,130,566.75
# 871595 2010 RDA Redevelopment (DCPA)	California St Dept Wtr Res Pwr Supply Rev Ser A	5.875%	5.875%	5/1/2016	AA-/Aaa	\$3,500,000.00	\$3,790,150.00	\$3,697,785.00
# 871595 2010 RDA Redevelopment (DCPA)	Jefferson LA Sales Tax Dist Spl Sales	5.000%	5.000%	12/1/2020	A+	\$2,095,000.00	\$2,186,006.80	\$2,134,867.85
# 871595 2010 RDA Redevelopment (DCPA)	St. Louis Mo Arpt Rev Prefd Cap Imprt Prog Ser A	5.375%	5.375%	7/1/2021	AAA	\$1,635,000.00	\$1,753,553.85	\$1,718,483.10
# 871595 2010 RDA Redevelopment (DCPA)	Massachusetts St Health & EDL Pref	6.250%	6.250%	7/1/2022	NR	\$1,750,000.00	\$1,914,272.50	\$1,865,552.50
# 871595 2010 RDA Redevelopment (DCPA)	South Broward Hosp Dist FLA Rev	5.625%	5.625%	5/1/2032	BBB	\$1,000,000.00	\$1,076,310.00	\$1,052,490.00
Sub Total:						\$25,557,675.72	\$26,777,104.52	\$26,372,546.07
Total:						\$27,925,113.56	\$29,144,542.36	\$28,739,983.91

<p>\$50,520,000.00 Redevelopment Agency for the County of Riverside 2010 Tax Allocation Bonds Series E</p>	<p>Dated Date: 7/8/2010 Due: 10/1/2040 Call Date: 10/1/2020 Trustee: Bank of New York</p>	<p>S&P: A- Moody's: Baa2 Fitch:</p>	<p>Arbitrage Yield: 6.363% Arbitrage Position: Arbitrage Last Calc:</p>
--	---	---	--

Account	Investment	Coupon	Yield	Maturity	Ratings	Par Value	Book Value	Market Value
# 871601 2010 Non Housing - Cost of Issuance (I-215)	Wells Fargo Adv Nat'l Tax Free #477	0.010%	0.010%	7/1/2011	Aaa-mf	\$12,370.72	\$12,370.72	\$12,370.72
Sub Total:						\$12,370.72	\$12,370.72	\$12,370.72
# 871602 2010 RDA Reserve Account (I-215)	Federated Prm Obl MM #396	0.010%	0.010%	7/1/2011	AAAm/Aaa	\$41.06	\$41.06	\$41.06
# 871602 2010 RDA Reserve Account (I-215)	RIVERSIDE COUNTY POOL	0.630%	0.630%	7/1/2011	Aaa	\$4,985,257.71	\$4,985,257.71	\$4,985,257.71
Sub Total:						\$4,985,298.77	\$4,985,298.77	\$4,985,298.77
# 871603 2010 RDA Redevelopment (I-215)	Wells Fargo Adv Nat'l Tax Free #477	0.010%	0.010%	7/1/2011	Aaa-mf	\$15,506,917.85	\$15,506,917.85	\$15,506,917.85
# 871603 2010 RDA Redevelopment (I-215)	Castaic Lake Wtr Agy Calif Rev Cfs Partn Ser C	5.000%	5.000%	8/1/2011	AA-/Baa1	\$100,000.00	\$102,334.00	\$100,298.00
# 871603 2010 RDA Redevelopment (I-215)	Jurupa Calif Pub Fing Auth Rev Superior Lien Ser A	2.000%	2.000%	9/1/2011	AA+	\$1,000,000.00	\$1,006,740.00	\$1,001,640.00
# 871603 2010 RDA Redevelopment (I-215)	Sylvan Calif Un Sch District	3.000%	3.000%	9/1/2011	Aa3	\$245,000.00	\$247,947.35	\$245,886.90
# 871603 2010 RDA Redevelopment (I-215)	Montgomery Cnty Md	4.000%	4.000%	11/1/2011	AAA/Aaa	\$1,000,000.00	\$1,031,570.00	\$1,012,160.00
# 871603 2010 RDA Redevelopment (I-215)	Long Beach Calif Bd Fin Auth Nat Gas	5.000%	5.000%	11/15/2011	A/A2	\$1,500,000.00	\$1,535,610.00	\$1,521,825.00
# 871603 2010 RDA Redevelopment (I-215)	Los Angeles Calif Uni Sch Dist CTFS Partn	3.000%	3.000%	12/1/2011	A+/A1	\$750,000.00	\$760,500.00	\$755,310.00
# 871603 2010 RDA Redevelopment (I-215)	California St Dept Wtr Res Pwr Supply Rev Ser L	2.000%	2.000%	5/1/2012	AA-/Aa3	\$1,500,000.00	\$1,522,170.00	\$1,520,970.00
# 871603 2010 RDA Redevelopment (I-215)	Golden St TOB Securitization Corp Calif TOB Stlmt	5.000%	5.000%	6/1/2012	BBB+/A2	\$825,000.00	\$859,691.25	\$845,443.50
# 871603 2010 RDA Redevelopment (I-215)	Jefferson LA Sales Tax Dist Spl Sales	5.000%	5.000%	12/1/2020	A+	\$2,100,000.00	\$2,191,224.00	\$2,139,963.00
# 871603 2010 RDA Redevelopment (I-215)	Puerto Rico Cormwith	5.125%	5.125%	7/1/2031	AAA/Aaa	\$1,455,000.00	\$1,492,306.20	\$1,455,000.00
# 871603 2010 RDA Redevelopment (I-215)	California St	0.050%	0.050%	5/1/2033	A-/Aa2	\$4,200,000.00	\$4,200,000.00	\$4,200,000.00
# 871603 2010 RDA Redevelopment (I-215)	California St Var-Kindergarten-A8-Rmkt	0.060%	0.060%	5/1/2034	A+/Aa3	\$1,000,000.00	\$1,000,000.00	\$1,000,000.00
# 871603 2010 RDA Redevelopment (I-215)	Truckee Meadows Nev Wtr Auth Ser A	5.250%	5.250%	7/1/2034	AAA/Aa2	\$3,000,000.00	\$3,079,950.00	\$3,000,000.00
# 871603 2010 RDA Redevelopment (I-215)	San Diego Cnty Calif Regl Trans Commn Sales tax	2.500%	2.500%	4/1/2038	AAA/Aa1	\$1,765,000.00	\$1,865,000.00	\$1,765,000.00
Sub Total:						\$35,946,917.85	\$36,401,960.65	\$36,070,414.25
Total:						\$40,944,587.34	\$41,399,630.14	\$41,068,083.74

\$23,133,000.50 Redevelopment Agency for the County of Riverside 2011 Tax Allocation Bonds Series B		Dated Date: 3/17/2011 Due: 10/1/2042 Call Date: 10/1/2021 Trustee: Bank of New York		S&P: A- Moody's: Fitch: Credit Enhancement:		Arbitrage Yield: 8.185% Arbitrage Position: Arbitrage Last Calc:		
Account	Investment	Coupon	Yield	Maturity	Ratings	Par Value	Book Value	Market Value
# 872151 2011 RDA Non Housing- COI (JVPA Series B)	Dreyfus Cali Amt Free Muni CM 6189 Inv	0.000%	0.000%	7/1/2011	AAAm/Aaa	\$14,358.22	\$14,358.22	\$14,358.22
Sub Total:						\$14,358.22	\$14,358.22	\$14,358.22
# 872152 2011 RDA Reserve Account (JVPA Series B)	Cash	0.000%	0.000%	7/1/2011	NR	\$48.00	\$48.00	\$48.00
# 872152 2011 RDA Reserve Account (JVPA Series B)	Federated Prm Csh Ob #854	0.010%	0.010%	7/1/2011	AAAm/Aaa	\$2,313,300.05	\$2,313,300.05	\$2,313,300.05
Sub Total:						\$2,313,348.05	\$2,313,348.05	\$2,313,348.05
# 872153 2011 RDA Redevelopment (JVPA Series B)	Stockton Calif Uni Sch Dist	2.000%	2.000%	7/1/2011	AA+/Aa3	\$295,000.00	\$295,292.05	\$295,000.00
# 872153 2011 RDA Redevelopment (JVPA Series B)	Wells Fargo Adv Nat'l Tax Free #477	0.010%	0.010%	7/1/2011	Aaa-nf	\$9,425,461.61	\$9,425,461.61	\$9,425,461.61
# 872153 2011 RDA Redevelopment (JVPA Series B)	San Ysidro Calif Sch Dist	2.000%	2.000%	8/1/2012	AA+	\$200,000.00	\$202,426.00	\$202,686.00
# 872153 2011 RDA Redevelopment (JVPA Series B)	Tyler Tex Wtrwks & Swr Rev	5.000%	5.000%	9/1/2012	AA+/Aa2	\$400,000.00	\$423,476.00	\$420,300.00
# 872153 2011 RDA Redevelopment (JVPA Series B)	California St Dept Wtr Res Pwr Supply Rev Var-Ser-C-7	2.750%	2.750%	5/1/2022	AA+/Aa3	\$5,825,000.00	\$5,825,000.00	\$5,825,000.00
# 872153 2011 RDA Redevelopment (JVPA Series B)	San Francisco Calif City	2.750%	2.750%	5/1/2029	AA+/Aa3	\$2,950,000.00	\$2,950,000.00	\$2,950,000.00
Sub Total:						\$19,095,461.61	\$19,121,655.66	\$19,118,447.61
Total:						\$21,423,167.88	\$21,449,361.93	\$21,446,163.88

\$11,525,000.00 Redevelopment Agency for the County of Riverside 2011 Tax Allocation Bonds Series B-T		Dated Date: 3/17/2011 Due: 10/1/2019 Call Date: Not Callable Trustee: Bank of New York		S&P: A- Moody's: Fitch: Credit Enhancement:		Arbitrage Yield: Taxable Arbitrage Position: Arbitrage Last Calc:		
Account	Investment	Coupon	Yield	Maturity	Ratings	Par Value	Book Value	Market Value
# 872161 2011 RDA Non Housing- COI (JVPA Series B-T)	Federated Prm Csh Ob #854	0.010%	0.010%	7/1/2011	AAAm/Aaa	\$7,333.71	\$7,333.71	\$7,333.71
Sub Total:						\$7,333.71	\$7,333.71	\$7,333.71
# 872162 2011 RDA Reserve Account (JVPA Series B-T)	Federated Prm Csh Ob #854	0.010%	0.010%	7/1/2011	AAAm/Aaa	\$1,152,524.20	\$1,152,524.20	\$1,152,524.20
Sub Total:						\$1,152,524.20	\$1,152,524.20	\$1,152,524.20
# 872163 2011 RDA Redevelopment (JVPA Series B-T)	Federated Prm Csh Ob #854	0.010%	0.010%	7/1/2011	AAAm/Aaa	\$9,708,951.64	\$9,708,951.64	\$9,708,951.64
Sub Total:						\$9,708,951.64	\$9,708,951.64	\$9,708,951.64
Total:						\$10,868,809.55	\$10,868,809.55	\$10,868,809.55

6/30/2011

<p style="text-align: center;">\$6,475,000.00 Redevelopment Agency for the County of Riverside 2011 Second Lien Tax Allocation Bonds Series D</p>		<p style="text-align: center;">Dated Date: 3/17/2011 S&P: BBB+ Arbitrage Yield: 7.228% Due: 12/1/2037 Moody's: Arbitrage Position: Call Date: 12/1/2021 Fitch: Arbitrage Last Calc: Trustee: Bank of New York Credit Enhancement:</p>						
Account	Investment	Coupon	Yield	Maturity	Ratings	Par Value	Book Value	Market Value
# 872241 2011 RDA Non Housing- COI (DCPA)	Dreyfus Cali Amt Free Muni CM #189 Inv	0.000%	0.000%	7/1/2011	AAA/m/Aaa	\$9,382.00	\$9,382.00	\$9,382.00
Sub Total:						\$9,382.00	\$9,382.00	\$9,382.00
# 872242 2011 RDA Reserve Account (DCPA)	Cash	0.000%	0.000%	7/1/2011	NR	\$11.28	\$11.28	\$11.28
# 872242 2011 RDA Reserve Account (DCPA)	Federated Prm Csh Ob #854	0.010%	0.010%	7/1/2011	AAA/m/Aaa	\$532,225.00	\$532,225.00	\$532,225.00
Sub Total:						\$532,236.28	\$532,236.28	\$532,236.28
# 872243 2011 RDA Redevelopment (DCPA)	Wells Fargo Adv Nat'l Tax Free #477	0.010%	0.010%	7/1/2011	Aaa-mf	\$603,850.32	\$603,850.32	\$603,850.32
# 872243 2011 RDA Redevelopment (DCPA)	San Ysidro Calif Sch Dist	2.000%	2.000%	8/1/2012	AA+	\$200,000.00	\$202,426.00	\$202,666.00
# 872243 2011 RDA Redevelopment (DCPA)	Tyler Tex Wtrwks & Swr Rev	5.000%	5.000%	9/1/2012	AA+/Aa2	\$400,000.00	\$423,476.00	\$420,300.00
# 872243 2011 RDA Redevelopment (DCPA)	California St Dept Wtr Res Pwr Supply Rev Var-Ser-C-7	2.750%	2.750%	5/1/2022	AA+/Aa3	\$2,650,000.00	\$2,650,000.00	\$2,650,000.00
# 872243 2011 RDA Redevelopment (DCPA)	San Francisco Calif City	2.750%	2.750%	5/1/2029	AA+/Aa3	\$1,350,000.00	\$1,350,000.00	\$1,350,000.00
Sub Total:						\$5,203,850.32	\$5,229,752.32	\$5,226,836.32
Total:						\$5,745,468.60	\$5,771,370.60	\$5,768,464.60

\$12,579,720.00 Redevelopment Agency for the County of Riverside 2011 Second Lien Tax Allocation Bonds Series E		Dated Date: 3/17/2011 Due: 12/1/2044 Call Date: 12/1/2021 Trustee: Bank of New York		S&P: BBB+ Moody's: Fitch: Credit Enhancement:		Arbitrage Yield: 8.391% Arbitrage Position: Arbitrage Last Calc:		
Account	Investment	Coupon	Yield	Maturity	Ratings	Par Value	Book Value	Market Value
# 872231	2011 RDA Non Housing- COI (I-215)	0.000%	0.000%	7/1/2011	AAA/m/Aaa	\$7,582.00	\$7,582.00	\$7,582.00
Sub Total:						\$7,582.00	\$7,582.00	\$7,582.00
# 872232	2011 RDA Reserve Account (I-215)	0.000%	0.000%	7/1/2011	NR	\$24.97	\$24.97	\$24.97
# 872232	2011 RDA Reserve Account (I-215)	0.010%	0.010%	7/1/2011	AAA/m/Aaa	\$1,192,016.90	\$1,192,016.90	\$1,192,016.90
Sub Total:						\$1,192,041.87	\$1,192,041.87	\$1,192,041.87
# 872233	2011 RDA Redevelopment (I-215)	0.010%	0.010%	7/1/2011	Aaa-mf	\$5,196,767.33	\$5,196,767.33	\$5,196,767.33
# 872233	2011 RDA Redevelopment (I-215)	2.000%	2.000%	8/1/2012	AA+	\$200,000.00	\$202,426.00	\$202,686.00
# 872233	2011 RDA Redevelopment (I-215)	5.000%	5.000%	9/1/2012	AA+/Aa2	\$425,000.00	\$449,943.25	\$446,568.75
# 872233	2011 RDA Redevelopment (I-215)	2.750%	2.750%	5/1/2022	AA+/Aa3	\$2,650,000.00	\$2,650,000.00	\$2,650,000.00
# 872233	2011 RDA Redevelopment (I-215)	2.750%	2.750%	5/1/2029	AA+/Aa3	\$1,350,000.00	\$1,350,000.00	\$1,350,000.00
Sub Total:						\$9,821,767.33	\$9,849,136.58	\$9,846,022.08
Total:						\$11,021,391.20	\$11,048,760.45	\$11,045,645.95

<p>\$15,865,000.00 Redevelopment Agency for the County of Riverside 2010 Tax Allocation Housing Bonds Series A</p>	<p>S&P: A- Moody's: A3 Fitch: Credit Enhancement:</p>
<p>Arbitrage Yield: 5.931% Arbitrage Position: Arbitrage Last Calc:</p>	
<p>Dated Date: 6/3/2010 Due: 10/1/2039 Call Date: 10/1/2020 Trustee: Bank of New York</p>	

Account	Investment	Coupon	Yield	Maturity	Ratings	Par Value	Book Value	Market Value
# 871502 2010 Housing A - Bond Proceeds	RIVERSIDE COUNTY POOL	0.630%	0.630%	7/1/2011	Aaa	\$2,987,142.33	\$2,987,142.33	\$2,987,142.33
# 871502 2010 Housing A - Bond Proceeds	Federated Prm OBL MM #396	0.010%	0.010%	7/1/2011	AAA/AAA	\$118.22	\$118.22	\$118.22
Sub Total:						\$2,987,260.55	\$2,987,260.55	\$2,987,260.55
# 871503 2010 Housing A - Cost of Issuance	Cash		0.000%	7/1/2011	NR	\$0.51	\$0.51	\$0.51
# 871503 2010 Housing A - Cost of Issuance	Federated Prm OBL MM #396	0.010%	0.010%	7/1/2011	AAA/AAA	\$10,465.54	\$10,465.54	\$10,465.54
Sub Total:						\$10,466.05	\$10,466.05	\$10,466.05
# 871504 2010 Housing A - Reserve Fund	RIVERSIDE COUNTY POOL	0.630%	0.630%	7/1/2011	Aaa	\$1,302,175.82	\$1,302,175.82	\$1,302,175.82
# 871504 2010 Housing A - Reserve Fund	Federated Prm OBL MM #396	0.010%	0.010%	7/1/2011	AAA/AAA	\$10.76	\$10.76	\$10.76
Sub Total:						\$1,302,186.58	\$1,302,186.58	\$1,302,186.58
# 871505 2010 Housing A - Capitalized Interest Fund	Federated Prm OBL MM #396	0.010%	0.010%	7/1/2011	AAA/AAA	\$2,067,953.36	\$2,067,953.36	\$2,067,953.36
Sub Total:						\$2,067,953.36	\$2,067,953.36	\$2,067,953.36
Total:						\$6,367,866.54	\$6,367,866.54	\$6,367,866.54

\$50,860,000.00 Redevelopment Agency for the County of Riverside 2010 Tax Allocation Housing Bonds Series A-T		Dated Date: 6/3/2010 Due: 10/1/2037 Call Date: 10/1/2020 Trustee: Bank of New York		S&P: A- Moody's: A3 Fitch:		Arbitrage Yield: Taxable Arbitrage Position: Arbitrage Last Calc:		
Account	Investment	Coupon	Yield	Maturity	Ratings	Par Value	Book Value	Market Value
# 871507 2010 Housing A-T - Reserve Fund	RIVERSIDE COUNTY POOL	0.630%	0.630%	7/1/2011	Aaa	\$4,169,256.19	\$4,169,256.19	\$4,169,256.19
# 871507 2010 Housing A-T - Reserve Fund	Federated Prm OBL MM #396	0.010%	0.010%	7/1/2011	AAA/m/Aaa	\$34.24	\$34.24	\$34.24
Sub Total:						\$4,169,290.43	\$4,169,290.43	\$4,169,290.43
# 871508 2010 Housing A-T - Cost of Issuance	Federated Prm OBL MM #396	0.010%	0.010%	7/1/2011	AAA/m/Aaa	\$27,795.78	\$27,795.78	\$27,795.78
Sub Total:						\$27,795.78	\$27,795.78	\$27,795.78
# 871509 2010 Housing A - T - Bond Proceeds	RIVERSIDE COUNTY POOL	0.630%	0.630%	7/1/2011	Aaa	\$39,239,992.12	\$39,239,992.12	\$39,239,992.12
# 871509 2010 Housing A - T - Bond Proceeds	Federated Prm OBL MM #396	0.010%	0.010%	7/1/2011	AAA/m/Aaa	\$362.01	\$362.01	\$362.01
Sub Total:						\$39,240,354.13	\$39,240,354.13	\$39,240,354.13
Total:						\$43,437,440.34	\$43,437,440.34	\$43,437,440.34

<p>\$14,093,027.60 Redevelopment Agency for the County of Riverside 2011 Tax Allocation Housing Bonds Series A</p>	<p>S&P: A- Moody's: A3 Fitch: Credit Enhancement:</p>
<p>Dated Date: 3/8/2011 Due: 10/1/2042 Call Date: 10/1/2021 Trustee: Bank of New York</p>	<p>Arbitrage Yield: 8.065% Arbitrage Position: Arbitrage Last Calc:</p>

Account	Investment	Coupon	Yield	Maturity	Ratings	Par Value	Book Value	Market Value
# 871939 2011 Housing A - Cost of Issuance	Dreyfus Cali Amt Free Muni CM 6189 Inv	0.000%	0.000%	7/1/2011	AAAm/Aaa	\$17,067.00	\$17,067.00	\$17,067.00
Sub Total:						\$17,067.00	\$17,067.00	\$17,067.00
# 871940 2011 Housing A - Reserve Fund	Federated Prm Csh Ob #854	0.010%	0.010%	7/1/2011	AAAm/Aaa	\$1,409,335.78	\$1,409,335.78	\$1,409,335.78
Sub Total:						\$1,409,335.78	\$1,409,335.78	\$1,409,335.78
# 871941 2011 Housing A - Bond Proceeds	Wells Fargo Adv Natl Tax Free #477	0.010%	0.010%	7/1/2011	Aaa-nf	\$4,615,312.58	\$4,615,312.58	\$4,615,312.58
# 871941 2011 Housing A - Bond Proceeds	San Ysidro Calif Sch Dist	2.000%	2.000%	8/1/2012	AA+	\$200,000.00	\$202,426.00	\$202,686.00
# 871941 2011 Housing A - Bond Proceeds	Tyler Tex Wtrwks & Swr Rev	5.000%	5.000%	9/1/2012	AA+/Aa2	\$400,000.00	\$423,476.00	\$420,300.00
# 871941 2011 Housing A - Bond Proceeds	Stockton Calif Uni Sch Dist Ref	3.000%	3.000%	7/1/2013	AA+/Aa3	\$685,000.00	\$704,399.20	\$705,467.80
# 871941 2011 Housing A - Bond Proceeds	California St Dept Wtr Res Pwr Supply Rev Var-Set-C-7	2.750%	2.750%	5/1/2022	AA+/Aa3	\$2,650,000.00	\$2,650,000.00	\$2,650,000.00
# 871941 2011 Housing A - Bond Proceeds	Lexington Crty S C Health Svcs Prefrd	5.750%	5.750%	11/1/2028	AA-/A1	\$2,000,000.00	\$2,253,680.00	\$2,237,360.00
# 871941 2011 Housing A - Bond Proceeds	San Francisco Calif City	2.750%	2.750%	5/1/2029	AA+/Aa3	\$1,350,000.00	\$1,350,000.00	\$1,350,000.00
Sub Total:						\$11,900,312.58	\$12,199,293.78	\$12,181,126.38

Total:	\$13,326,716.36	\$13,625,696.66	\$13,607,629.16
---------------	------------------------	------------------------	------------------------

\$14,095,000.00 Redevelopment Agency for the County of Riverside 2011 Tax Allocation Housing Bonds Series A-T		Dated Date: 3/8/2011 Due: 10/1/2021 Call Date: Not Callable Trustee: Bank of New York		S&P: A- Moody's: A3 Fitch:		Arbitrage Yield: Taxable Arbitrage Position: Arbitrage Last Calc:		
Account	Investment	Coupon	Yield	Maturity	Ratings	Par Value	Book Value	Market Value
# 871932 2011 Housing A - T - Cost of Issuance	Federated Prm Csh Ob #854	0.010%	0.010%	7/1/2011	AAA/m/Aaa	\$17,067.03	\$17,067.03	\$17,067.03
Sub Total:						\$17,067.03	\$17,067.03	\$17,067.03
# 871933 2011 Housing A-T - Reserve Fund	Federated Prm Csh Ob #854	0.010%	0.010%	7/1/2011	AAA/m/Aaa	\$1,409,533.02	\$1,409,533.02	\$1,409,533.02
Sub Total:						\$1,409,533.02	\$1,409,533.02	\$1,409,533.02
# 871937 2011 Housing A - T - Bond Proceeds	Federated Prm Csh Ob #854	0.010%	0.010%	7/1/2011	AAA/m/Aaa	\$12,079,712.32	\$12,079,712.32	\$12,079,712.32
Sub Total:						\$12,079,712.32	\$12,079,712.32	\$12,079,712.32
Total:						\$13,506,312.37	\$13,506,312.37	\$13,506,312.37

BOSTON

70 Walnut Street
Waltham, MA 02481
(781) 259 8275

DALLAS

2700 North Haskell Avenue
Lockbox #55, Suite 2600 SW
Dallas, TX 75204
(214) 989 2700

LOS ANGELES

777 South Figueroa St.
Suite 800
Los Angeles, CA 90017
(213) 612 2200

NEW YORK

666 Third Avenue
New York, NY 10022
(212) 305 3200

PHOENIX

190 S. Camelback Drive
Suite 115
Phoenix, AZ 85024
(602) 359 6884

PORTLAND

1125 NW Couch St.
Suite 200
Portland, OR 97209
(503) 943 4822

SAN FRANCISCO

403 Howard Street
Suite 900
San Francisco, CA 94105
(415) 775 3410

TAMPA

400 West Bay Street Bldg
Suite 280
Tampa, FL 33607
(813) 286 3340



ADVISOR • ASSET MANAGEMENT • FUND LOGISTICS