



813B

**SUBMITTAL TO THE FLOOD CONTROL AND WATER CONSERVATION DISTRICT BOARD  
COUNTY OF RIVERSIDE, STATE OF CALIFORNIA**

**FROM:** General Manager-Chief Engineer

**SUBMITTAL DATE:**  
February 28, 2011

**SUBJECT:** Project Award – Homeland MDP Line 2, Stage 2  
Project No. 4-0-00337-02  
District 5/District 3

**RECOMMENDED MOTION:**

The Board approve the low bid submitted by the firm of O'Duffy Bros., Inc. for \$241,627.00, for the construction of the above referenced project.

Authorize the Chairman to execute the contract on behalf of the District.

**BACKGROUND:**

The bid documents have been reviewed and approved for award by County Counsel.

**FINANCIAL:**

Funds are included in the District's FY 2011/2012 Zone 4 budget for this project.

**WARREN D. WILLIAMS**  
General Manager-Chief Engineer

<b>FINANCIAL DATA</b>	Current F.Y. District Cost:	\$241,627.00	In Current Year Budget:	Yes
	Current F.Y. County Cost:	N/A	Budget Adjustment:	No
	Annual Net District Cost:	N/A	For Fiscal Year:	2011/2012

<b>SOURCE OF FUNDS:</b> 25140 947460 527980 Zone 4 Const/Maint/Misc-Contracts	Positions To Be Deleted Per A-30	<input type="checkbox"/>
	Requires 4/5 Vote	<input type="checkbox"/>

**C.E.O. RECOMMENDATION:**

**APPROVE**

  
BY: Michael R. Shetler

County Executive Office Signature

**MINUTES OF THE FLOOD CONTROL AND WATER CONSERVATION DISTRICT**

On motion of Supervisor Tavaglione, seconded by Supervisor Benoit and duly carried, IT WAS ORDERED that the above matter is approved as recommended.

**Ayes:** Buster, Tavaglione, Stone and Benoit  
**Nays:** None  
**Absent:** Ashley  
**Date:** February 28, 2012  
**xc:** Flood

Kecia Harper-Ihem  
Clerk of the Board  
By:   
Deputy

Prev. Agn. Ref.: 11.2 of 12/06/11 District: 5/3 Agenda Number:

11.3

ATTACHMENTS FILED WITH THE CLERK OF THE BOARD


FISCAL PROCEDURES APPROVED  
BY:   
IVAN M. CHAND  
2/14/2012

FORM APPROVED COUNTY COUNSEL  
BY:   
NEAL R. KIPNIS  
DATE: 2/28/11

Dept't Recomm.:  Policy  Consent  
Per Exec. Ofc.:  Policy  Consent

# Riverside County Flood Control & Water Conservation District

1995 Market St. Riverside, CA 92501 Phone: 951.955.1200 Fax: 951.788.9965



**Bid Summary**

**Project Name:** HOMELAND MDP LINE 2, STAGE 2


**Project Number:** 4-0-0337-02

**Bid Open Date:** 01/05/2012

Total	Contractor Name	Address	Phone
\$241,627.00	O'DUFFY BROS., INC.	29254 Duffy Street Romoland, CA 92585	951.928.0992
\$258,130.00	C. P. CONSTRUCTION CO., INC.	Post Office Box 1206 Ontario, CA 91762	909.981.1091
\$260,260.00	WEKA, INC.	27075 5th Street Highland, CA 92346	909.425.8700
\$263,263.63	MAMCO, INC.	16810 Van Buren Boulevard, Suite 200 Riverside, CA 92504	951.776.9300
\$268,854.00	4-CON ENGINEERING, INC.	2751 Avalon Street Riverside, CA 92509	951.222.2241
\$278,839.60	VASILY COMPANY, INC.	9843 Rancho Caballo Drive Shadow Hills, CA 91040	818.645.1469
\$279,965.00	GARCIA JUAREZ CONSTRUCTION, INC.	Post Office Box 309 Brea, CA 92822-0309	951.657.3535
\$284,894.00	BERT W. SALAS, INC.	10769 Woodside Avenue, Suite 201 SANTEE, CA 92071	619.562.7711
\$287,476.31	BEDON CONSTRUCTION, INC.	27989 Holland Road Menifee, CA 92584	951.246.9005
\$292,625.00	HEMET MFG. CO., INC. dba GENESIS CONSTRUCTION	170 E. Oakland Avenue Hemet, CA 92543	951.652.6977
\$292,686.00	GWINCO, INCORPORATED dba GWINCO CONSTRUCTION & ENG., INC.	8126 Inspiration Drive Alta Loma, CA 91701	909.481.9996
\$297,012.00	PRO-CRAFT CONSTRUCTION, INC.	31597 Outer Hwy. 10 S., Suite B Redlands, CA 92373	909.790.5222
\$298,174.00	T.B.U., INC.	240 Maple Avenue, Suite A Beaumont, CA 92223	951.769.0647
\$325,000.00	PK MECHANICAL SYSTEMS, INC.	21335 Bundy Canyon Road Wildomar, CA 92595	951.245.5537
\$333,000.00	WATERS EDGE CONSTRUCTION, INC.	466 E. Foothill Boulevard, #378 La Canada, CA 91011	760.525.2260
\$334,398.00	AToM ENGINEERING CONSTRUCTION, INC.	40410 Vista Road Hemet, CA 92544	951.766.2806
\$353,283.20	MCC EQUIPMENT RENTALS, INC.	32389 Dunlap Boulevard Yucaipa, CA 92399	909.795.9300
\$281,891.00	RCFC Engineer's Estimate		

# Riverside County Flood Control & Water Conservation District

1995 Market St. Riverside, CA 92501 Phone: 951.955.1200 Fax: 951.788.9965



C. P. CONSTRUCTION CO.,  
INC.

ENGINEER'S ESTIMATE O'DUFFY BROS., INC.

## Bid Abstract

Project Name: HOMELAND MDP LINE 2, STAGE 2

Project Number: 4-0-0337-02

Bid Open Date: 01/05/2012

Item No. & Description	Unit	Quantity	Unit Bid	Total Bid	Unit Bid	Total Bid	Unit Bid	Total Bid
1 MOBILIZATION	L.S.	1	\$10,000.00	\$10,000.00	\$10,000.00	\$10,000.00	\$3,500.00	\$3,500.00
2 WATER CONTROL	L.S.	1	\$1,500.00	\$1,500.00	\$1,500.00	\$1,500.00	\$1,500.00	\$1,500.00
3 TRAFFIC CONTROL	L.S.	1	\$7,500.00	\$7,500.00	\$3,000.00	\$3,000.00	\$2,500.00	\$2,500.00
4 CLEARING AND MISCELLANEOUS WORK	L.S.	1	\$4,500.00	\$4,500.00	\$7,500.00	\$7,500.00	\$4,000.00	\$4,000.00
5 EXCAVATION	C.Y.	973	\$25.00	\$24,325.00	\$15.00	\$14,595.00	\$15.00	\$14,595.00
6 ASPHALT CONCRETE EXCAVATION	C.Y.	46	\$75.00	\$3,450.00	\$325.00	\$14,950.00	\$30.00	\$1,380.00
7 BACKFILL	C.Y.	76	\$24.00	\$1,824.00	\$20.00	\$1,520.00	\$55.00	\$4,180.00
8 CONTROLLED LOW STRENGTH MATERIAL (CLSM)	C.Y.	216	\$50.00	\$10,800.00	\$75.00	\$16,200.00	\$80.00	\$17,280.00
9 FILTER MATERIAL	C.Y.	90	\$30.00	\$2,700.00	\$24.00	\$2,160.00	\$155.00	\$13,950.00
10 TRENCH SAFETY SYSTEM	L.S.	1	\$5,000.00	\$5,000.00	\$4,500.00	\$4,500.00	\$4,000.00	\$4,000.00
11 CLASS "A" CONCRETE, MINOR STRUCTURES	C.Y.	33	\$700.00	\$23,100.00	\$625.00	\$20,625.00	\$950.00	\$31,350.00
12 CLASS "B" CONCRETE, MISCELLANEOUS	C.Y.	12	\$675.00	\$8,100.00	\$500.00	\$6,000.00	\$450.00	\$5,400.00
13 JUNCTION STRUCTURE NO. 2	EACH	4	\$2,500.00	\$10,000.00	\$850.00	\$3,400.00	\$1,500.00	\$6,000.00
14 42-INCH RCP OUTLET STRUCTURE	L.S.	1	\$7,000.00	\$7,000.00	\$8,000.00	\$8,000.00	\$19,500.00	\$19,500.00
15 MANHOLE NO. 2	EACH	1	\$5,500.00	\$5,500.00	\$3,500.00	\$3,500.00	\$3,750.00	\$3,750.00
16 MANHOLE NO. 4	EACH	1	\$6,500.00	\$6,500.00	\$4,000.00	\$4,000.00	\$4,000.00	\$4,000.00
17 18" RCP, CLASS IV	L.F.	76	\$70.00	\$5,320.00	\$75.00	\$5,700.00	\$45.00	\$3,420.00
18 24" RCP, CLASS IV	L.F.	56	\$85.00	\$4,760.00	\$90.00	\$5,040.00	\$60.00	\$3,360.00
19 42" RCP, 1500D	L.F.	609	\$150.00	\$91,350.00	\$105.00	\$63,945.00	\$99.00	\$60,291.00
20 AGGREGATE BASE, CLASS 2	C.Y.	199	\$70.00	\$13,930.00	\$35.00	\$6,965.00	\$35.00	\$6,965.00
21 ASPHALT CONCRETE, TYPE "B"	TONS	179	\$95.00	\$17,005.00	\$105.00	\$18,795.00	\$99.00	\$17,721.00
22 TEMPORARY RESURFACING	TONS	37	\$95.00	\$3,515.00	\$100.00	\$3,700.00	\$120.00	\$4,440.00
23 MISCELLANEOUS IRON AND STEEL	LBS.	2,888	\$1.50	\$4,332.00	\$1.50	\$4,332.00	\$2.00	\$5,776.00
24 REMODEL 4-INCH VITRIFIED CLAY PIPE (VCP) HOUSE CONNECTION	L.F.	78	\$60.00	\$4,680.00	\$50.00	\$3,900.00	\$49.00	\$3,822.00
25 ADJUST VALVE TO GRADE	EACH	1	\$200.00	\$200.00	\$200.00	\$200.00	\$450.00	\$450.00
26 DUST ABATEMENT	L.S.	1	\$2,000.00	\$2,000.00	\$2,500.00	\$2,500.00	\$4,000.00	\$4,000.00
27 STORMWATER AND NON-STORMWATER POLLUTION CONTROL	L.S.	1	\$2,000.00	\$2,000.00	\$5,000.00	\$5,000.00	\$7,500.00	\$7,500.00

Project Name: HOMELAND MDP LINE 2, STAGE 2

Project Number: 4-0-0337-02

Bid Open Date: 01/05/2012

Page 2 of 12

ENGINEER'S ESTIMATE O'DUFFY BROS., INC. C. P. CONSTRUCTION CO., INC.

Item No. & Description	Unit	Quantity	Unit Bid	Total Bid	Unit Bid	Total Bid	Unit Bid	Total Bid
28 NON-STORMWATER DISCHARGE OR DEWATERING	L.S.	1	\$1,000.00	\$1,000.00	\$100.00	\$100.00	\$3,500.00	\$3,500.00
				\$281,891.00		\$241,627.00		\$258,130.00

**Project Name: HOMELAND MDP LINE 2, STAGE 2**

**Project Number: 4-0-0337-02**

**Bid Open Date: 01/05/2012**

**WEKA, INC. MAMCO, INC. 4-CON ENGINEERING, INC.**

Item No. & Description	Unit	Quantity	Unit Bid	Total Bid	Unit Bid	Total Bid	Unit Bid	Total Bid
1 MOBILIZATION	L.S.	1	\$10,000.00	\$10,000.00	\$12,000.00	\$12,000.00	\$20,000.00	\$20,000.00
2 WATER CONTROL	L.S.	1	\$1,000.00	\$1,000.00	\$11.03	\$11.03	\$400.00	\$400.00
3 TRAFFIC CONTROL	L.S.	1	\$3,000.00	\$3,000.00	\$8,000.00	\$8,000.00	\$7,000.00	\$7,000.00
4 CLEARING AND MISCELLANEOUS WORK	L.S.	1	\$2,000.00	\$2,000.00	\$1,500.00	\$1,500.00	\$750.00	\$750.00
5 EXCAVATION	C.Y.	973	\$5.00	\$4,865.00	\$14.00	\$13,622.00	\$15.00	\$14,595.00
6 ASPHALT CONCRETE EXCAVATION	C.Y.	46	\$15.00	\$690.00	\$85.00	\$3,910.00	\$200.00	\$9,200.00
7 BACKFILL	C.Y.	76	\$10.00	\$760.00	\$3.00	\$228.00	\$15.00	\$1,140.00
8 CONTROLLED LOW STRENGTH MATERIAL (CLSM)	C.Y.	216	\$65.00	\$14,040.00	\$55.00	\$11,880.00	\$58.00	\$12,528.00
9 FILTER MATERIAL	C.Y.	90	\$15.00	\$1,350.00	\$28.00	\$2,520.00	\$48.00	\$4,320.00
10 TRENCH SAFETY SYSTEM	L.S.	1	\$3,705.00	\$3,705.00	\$5,500.00	\$5,500.00	\$1,000.00	\$1,000.00
11 CLASS "A" CONCRETE, MINOR STRUCTURES	C.Y.	33	\$870.00	\$28,710.00	\$600.00	\$19,800.00	\$800.00	\$26,400.00
12 CLASS "B" CONCRETE, MISCELLANEOUS	C.Y.	12	\$340.00	\$4,080.00	\$300.00	\$3,600.00	\$550.00	\$6,600.00
13 JUNCTION STRUCTURE NO. 2	EACH	4	\$1,600.00	\$6,400.00	\$4,500.00	\$18,000.00	\$450.00	\$1,800.00
14 42-INCH RCP OUTLET STRUCTURE	L.S.	1	\$12,000.00	\$12,000.00	\$29,000.00	\$29,000.00	\$10,000.00	\$10,000.00
15 MANHOLE NO. 2	EACH	1	\$3,500.00	\$3,500.00	\$4,500.00	\$4,500.00	\$1,600.00	\$1,600.00
16 MANHOLE NO. 4	EACH	1	\$3,800.00	\$3,800.00	\$4,500.00	\$4,500.00	\$2,500.00	\$2,500.00
17 18" RCP, CLASS IV	L.F.	76	\$130.00	\$9,880.00	\$82.00	\$6,232.00	\$100.00	\$7,600.00
18 24" RCP, CLASS IV	L.F.	56	\$135.00	\$7,560.00	\$92.00	\$5,152.00	\$120.00	\$6,720.00
19 42" RCP, 1500D	L.F.	609	\$156.00	\$95,004.00	\$112.00	\$68,208.00	\$140.00	\$85,260.00
20 AGGREGATE BASE, CLASS 2	C.Y.	199	\$45.00	\$8,955.00	\$20.00	\$3,980.00	\$30.00	\$5,970.00
21 ASPHALT CONCRETE, TYPE "B"	TONS	179	\$150.00	\$26,850.00	\$150.00	\$26,850.00	\$115.00	\$20,585.00
22 TEMPORARY RESURFACING	TONS	37	\$80.00	\$2,960.00	\$75.00	\$2,775.00	\$200.00	\$7,400.00
23 MISCELLANEOUS IRON AND STEEL	LBS.	2,888	\$1.25	\$3,610.00	\$1.20	\$3,465.60	\$2.00	\$5,776.00
24 REMODEL 4-INCH VITRIFIED CLAY PIPE (VCP) HOUSE CONNECTION	L.F.	78	\$30.00	\$2,340.00	\$35.00	\$2,730.00	\$70.00	\$5,460.00
25 ADJUST VALVE TO GRADE	EACH	1	\$200.00	\$200.00	\$500.00	\$500.00	\$150.00	\$150.00
26 DUST ABATEMENT	L.S.	1	\$1,000.00	\$1,000.00	\$300.00	\$300.00	\$2,500.00	\$2,500.00
27 STORMWATER AND NON-STORMWATER POLLUTION CONTROL	L.S.	1	\$2,000.00	\$2,000.00	\$4,000.00	\$4,000.00	\$1,200.00	\$1,200.00

Project Name: HOMELAND MDP LINE 2, STAGE 2

Project Number: 4-0-0337-02

Bid Open Date: 01/05/2012

Page 4 of 12

WEKA, INC. MAMCO, INC. 4-CON ENGINEERING, INC.

Item No. & Description	Unit	Quantity	Unit Bid	Total Bid	Unit Bid	Total Bid	Unit Bid	Total Bid
28 NON-STORMWATER DISCHARGE OR DEWATERING	L.S.	1	\$1.00	\$1.00	\$500.00	\$500.00	\$400.00	\$400.00
				\$260,260.00		\$263,263.63		\$268,854.00

**Project Name: HOMELAND MDP LINE 2, STAGE 2**

**Project Number: 4-0-0337-02**

**Bid Open Date: 01/05/2012**

**VASILY COMPANY, INC.**

**GARCIA JUAREZ  
CONSTRUCTION, INC.**

**BERT W. SALAS, INC.**

Item No. & Description	Unit	Quantity	Unit Bid	Total Bid	Unit Bid	Total Bid	Unit Bid	Total Bid
1 MOBILIZATION	L.S.	1	\$10,000.00	\$10,000.00	\$5,000.00	\$5,000.00	\$25,000.00	\$25,000.00
2 WATER CONTROL	L.S.	1	\$2,000.00	\$2,000.00	\$1,000.00	\$1,000.00	\$2,700.00	\$2,700.00
3 TRAFFIC CONTROL	L.S.	1	\$3,000.00	\$3,000.00	\$2,000.00	\$2,000.00	\$7,900.00	\$7,900.00
4 CLEARING AND MISCELLANEOUS WORK	L.S.	1	\$2,500.00	\$2,500.00	\$2,000.00	\$2,000.00	\$5,300.00	\$5,300.00
5 EXCAVATION	C.Y.	973	\$7.00	\$6,811.00	\$12.00	\$11,676.00	\$25.00	\$24,325.00
6 ASPHALT CONCRETE EXCAVATION	C.Y.	46	\$240.00	\$11,040.00	\$45.00	\$2,070.00	\$62.00	\$2,852.00
7 BACKFILL	C.Y.	76	\$20.00	\$1,520.00	\$75.00	\$5,700.00	\$33.00	\$2,508.00
8 CONTROLLED LOW STRENGTH MATERIAL (CLSM)	C.Y.	216	\$160.00	\$34,560.00	\$75.00	\$16,200.00	\$52.00	\$11,232.00
9 FILTER MATERIAL	C.Y.	90	\$40.00	\$3,600.00	\$35.00	\$3,150.00	\$48.00	\$4,320.00
10 TRENCH SAFETY SYSTEM	L.S.	1	\$5,000.00	\$5,000.00	\$19,000.00	\$19,000.00	\$4,500.00	\$4,500.00
11 CLASS "A" CONCRETE, MINOR STRUCTURES	C.Y.	33	\$660.00	\$21,780.00	\$500.00	\$16,500.00	\$700.00	\$23,100.00
12 CLASS "B" CONCRETE, MISCELLANEOUS	C.Y.	12	\$590.00	\$7,080.00	\$500.00	\$6,000.00	\$500.00	\$6,000.00
13 JUNCTION STRUCTURE NO. 2	EACH	4	\$1,800.00	\$7,200.00	\$1,000.00	\$4,000.00	\$1,200.00	\$4,800.00
14 42-INCH RCP OUTLET STRUCTURE	L.S.	1	\$19,000.00	\$19,000.00	\$10,000.00	\$10,000.00	\$17,000.00	\$17,000.00
15 MANHOLE NO. 2	EACH	1	\$3,900.00	\$3,900.00	\$3,000.00	\$3,000.00	\$4,500.00	\$4,500.00
16 MANHOLE NO. 4	EACH	1	\$3,900.00	\$3,900.00	\$3,000.00	\$3,000.00	\$5,000.00	\$5,000.00
17 18" RCP, CLASS IV	L.F.	76	\$150.00	\$11,400.00	\$100.00	\$7,600.00	\$92.00	\$6,992.00
18 24" RCP, CLASS IV	L.F.	56	\$107.00	\$5,992.00	\$115.00	\$6,440.00	\$140.00	\$7,840.00
19 42" RCP, 1500D	L.F.	609	\$120.00	\$73,080.00	\$140.00	\$85,260.00	\$70.00	\$42,630.00
20 AGGREGATE BASE, CLASS 2	C.Y.	199	\$38.00	\$7,562.00	\$45.00	\$8,955.00	\$66.00	\$13,134.00
21 ASPHALT CONCRETE, TYPE "B"	TONS	179	\$95.00	\$17,005.00	\$200.00	\$35,800.00	\$215.00	\$38,485.00
22 TEMPORARY RESURFACING	TONS	37	\$80.00	\$2,960.00	\$100.00	\$3,700.00	\$130.00	\$4,810.00
23 MISCELLANEOUS IRON AND STEEL	LBS.	2,888	\$1.70	\$4,909.60	\$3.00	\$8,664.00	\$2.00	\$5,776.00
24 REMODEL 4-INCH VITRIFIED CLAY PIPE (VCP) HOUSE CONNECTION	L.F.	78	\$80.00	\$6,240.00	\$125.00	\$9,750.00	\$55.00	\$4,290.00
25 ADJUST VALVE TO GRADE	EACH	1	\$300.00	\$300.00	\$500.00	\$500.00	\$500.00	\$500.00
26 DUST ABATEMENT	L.S.	1	\$1,500.00	\$1,500.00	\$1,000.00	\$1,000.00	\$4,000.00	\$4,000.00
27 STORMWATER AND NON-STORMWATER POLLUTION CONTROL	L.S.	1	\$3,000.00	\$3,000.00	\$1,000.00	\$1,000.00	\$4,400.00	\$4,400.00

Project Name: HOMELAND MDP LINE 2, STAGE 2

Project Number: 4-0-0337-02

Bid Open Date: 01/05/2012

Page 6 of 12

VASILY COMPANY, INC.

GARCIA JUAREZ  
CONSTRUCTION, INC.

BERT W. SALAS, INC.

Item No. & Description	Unit	Quantity	Unit Bid	Total Bid	Unit Bid	Total Bid	Unit Bid	Total Bid
28 NON-STORMWATER DISCHARGE OR DEWATERING	L.S.	1	\$2,000.00	\$2,000.00	\$1,000.00	\$1,000.00	\$1,000.00	\$1,000.00
				\$278,839.60		\$279,965.00		\$284,894.00



**Project Name: HOMELAND MDP LINE 2, STAGE 2**

**Project Number:** 4-0-0337-02

**Bid Open Date:** 01/05/2012

**BEDON CONSTRUCTION, INC.**

**HEMET MFG. CO., INC. dba GENESIS CONSTRUCTION**

**INCORPORATED dba GWINCO CONSTRUCTION Unit Bid & Eng., INC.**

Item No. & Description	Unit	Quantity	Unit Bid	Total Bid	Unit Bid	Total Bid	Unit Bid	Total Bid
1 MOBILIZATION	L.S.	1	\$20,000.00	\$20,000.00	\$35,000.00	\$35,000.00	\$12,000.00	\$12,000.00
2 WATER CONTROL	L.S.	1	\$1,800.00	\$1,800.00	\$500.00	\$500.00	\$500.00	\$500.00
3 TRAFFIC CONTROL	L.S.	1	\$22,750.00	\$22,750.00	\$3,000.00	\$3,000.00	\$7,500.00	\$7,500.00
4 CLEARING AND MISCELLANEOUS WORK	L.S.	1	\$7,500.00	\$7,500.00	\$10,000.00	\$10,000.00	\$5,000.00	\$5,000.00
5 EXCAVATION	C.Y.	973	\$12.00	\$11,676.00	\$20.00	\$19,460.00	\$15.00	\$14,595.00
6 ASPHALT CONCRETE EXCAVATION	C.Y.	46	\$90.00	\$4,140.00	\$100.00	\$4,600.00	\$220.00	\$10,120.00
7 BACKFILL	C.Y.	76	\$7.50	\$570.00	\$20.00	\$1,520.00	\$75.00	\$5,700.00
8 CONTROLLED LOW STRENGTH MATERIAL (CLSM)	C.Y.	216	\$65.00	\$14,040.00	\$100.00	\$21,600.00	\$60.00	\$12,960.00
9 FILTER MATERIAL	C.Y.	90	\$80.00	\$7,200.00	\$10.00	\$900.00	\$35.00	\$3,150.00
10 TRENCH SAFETY SYSTEM	L.S.	1	\$4,750.00	\$4,750.00	\$3,000.00	\$3,000.00	\$2,500.00	\$2,500.00
11 CLASS "A" CONCRETE, MINOR STRUCTURES	C.Y.	33	\$1,043.00	\$34,419.00	\$700.00	\$23,100.00	\$955.00	\$31,515.00
12 CLASS "B" CONCRETE, MISCELLANEOUS	C.Y.	12	\$160.00	\$1,920.00	\$500.00	\$6,000.00	\$755.00	\$9,060.00
13 JUNCTION STRUCTURE NO. 2	EACH	4	\$540.00	\$2,160.00	\$1,000.00	\$4,000.00	\$2,400.00	\$9,600.00
14 42-INCH RCP OUTLET STRUCTURE	L.S.	1	\$15,745.00	\$15,745.00	\$9,500.00	\$9,500.00	\$15,000.00	\$15,000.00
15 MANHOLE NO. 2	EACH	1	\$3,200.00	\$3,200.00	\$4,800.00	\$4,800.00	\$3,700.00	\$3,700.00
16 MANHOLE NO. 4	EACH	1	\$5,400.00	\$5,400.00	\$4,800.00	\$4,800.00	\$4,500.00	\$4,500.00
17 18" RCP, CLASS IV	L.F.	76	\$28.50	\$2,166.00	\$75.00	\$5,700.00	\$75.00	\$5,700.00
18 24" RCP, CLASS IV	L.F.	56	\$41.50	\$2,324.00	\$85.00	\$4,760.00	\$80.00	\$4,480.00
19 42" RCP, 1500D	L.F.	609	\$82.55	\$50,272.95	\$118.00	\$71,862.00	\$145.00	\$88,305.00
20 AGGREGATE BASE, CLASS 2	C.Y.	199	\$60.00	\$11,940.00	\$25.00	\$4,975.00	\$38.00	\$7,562.00
21 ASPHALT CONCRETE, TYPE "B"	TONS	179	\$215.00	\$38,485.00	\$215.00	\$38,485.00	\$127.00	\$22,733.00
22 TEMPORARY RESURFACING	TONS	37	\$170.00	\$6,290.00	\$90.00	\$3,330.00	\$100.00	\$3,700.00
23 MISCELLANEOUS IRON AND STEEL	LBS.	2,888	\$1.75	\$5,054.00	\$1.50	\$4,332.00	\$2.00	\$5,776.00
24 REMODEL 4-INCH VITRIFIED CLAY PIPE (VCP) HOUSE CONNECTION	L.F.	78	\$42.62	\$3,324.36	\$50.00	\$3,900.00	\$35.00	\$2,730.00
25 ADJUST VALVE TO GRADE	EACH	1	\$150.00	\$150.00	\$500.00	\$500.00	\$400.00	\$400.00
26 DUST ABATEMENT	L.S.	1	\$2,500.00	\$2,500.00	\$1,000.00	\$1,000.00	\$1,500.00	\$1,500.00
27 STORMWATER AND NON-STORMWATER POLLUTION CONTROL	L.S.	1	\$5,300.00	\$5,300.00	\$2,000.00	\$2,000.00	\$1,200.00	\$1,200.00

Project Name: HOMELAND MDP LINE 2, STAGE 2

Project Number: 4-0-0337-02

Bid Open Date: 01/05/2012

Page 8 of 12

Item No. & Description	Unit	Quantity	BEDON CONSTRUCTION, INC.		HEMET MFG. CO., INC. dba GENESIS CONSTRUCTION		GWINCO, INCORPORATED dba GWINCO CONSTRUCTION	
			Unit Bid	Total Bid	Unit Bid	Total Bid	Unit Bid	Total Bid
28 NON-STORMWATER DISCHARGE OR DEWATERING	L.S.	1	\$2,400.00	\$2,400.00	\$1.00	\$1.00	\$1,200.00	\$1,200.00
			\$287,476.31		\$292,625.00		\$292,686.00	

**Project Name: HOMELAND MDP LINE 2, STAGE 2**

**Project Number: 4-0-0337-02**

**Bid Open Date: 01/05/2012**

**PRO-CRAFT  
CONSTRUCTION, INC.**

**T.B.U., INC.**

**PK MECHANICAL  
SYSTEMS, INC.**

<b>Item No. &amp; Description</b>	<b>Unit</b>	<b>Quantity</b>	<b>Unit Bid</b>	<b>Total Bid</b>	<b>Unit Bid</b>	<b>Total Bid</b>	<b>Unit Bid</b>	<b>Total Bid</b>
1 MOBILIZATION	L.S.	1	\$15,000.00	\$15,000.00	\$28,700.00	\$28,700.00	\$15,739.00	\$15,739.00
2 WATER CONTROL	L.S.	1	\$1,200.00	\$1,200.00	\$2,000.00	\$2,000.00	\$2,000.00	\$2,000.00
3 TRAFFIC CONTROL	L.S.	1	\$5,000.00	\$5,000.00	\$5,500.00	\$5,500.00	\$15,000.00	\$15,000.00
4 CLEARING AND MISCELLANEOUS WORK	L.S.	1	\$1,500.00	\$1,500.00	\$5,500.00	\$5,500.00	\$5,000.00	\$5,000.00
5 EXCAVATION	C.Y.	973	\$40.00	\$38,920.00	\$27.00	\$26,271.00	\$25.00	\$24,325.00
6 ASPHALT CONCRETE EXCAVATION	C.Y.	46	\$45.00	\$2,070.00	\$125.00	\$5,750.00	\$40.00	\$1,840.00
7 BACKFILL	C.Y.	76	\$65.00	\$4,940.00	\$125.00	\$9,500.00	\$30.00	\$2,280.00
8 CONTROLLED LOW STRENGTH MATERIAL (CLSM)	C.Y.	216	\$100.00	\$21,600.00	\$129.00	\$27,864.00	\$95.00	\$20,520.00
9 FILTER MATERIAL	C.Y.	90	\$29.00	\$2,610.00	\$68.00	\$6,120.00	\$85.00	\$7,650.00
10 TRENCH SAFETY SYSTEM	L.S.	1	\$4,000.00	\$4,000.00	\$2,500.00	\$2,500.00	\$6,000.00	\$6,000.00
11 CLASS "A" CONCRETE, MINOR STRUCTURES	C.Y.	33	\$1,000.00	\$33,000.00	\$250.00	\$8,250.00	\$1,000.00	\$33,000.00
12 CLASS "B" CONCRETE, MISCELLANEOUS	C.Y.	12	\$910.00	\$10,920.00	\$175.00	\$2,100.00	\$400.00	\$4,800.00
13 JUNCTION STRUCTURE NO. 2	EACH	4	\$1,100.00	\$4,400.00	\$2,000.00	\$8,000.00	\$1,500.00	\$6,000.00
14 42-INCH RCP OUTLET STRUCTURE	L.S.	1	\$14,000.00	\$14,000.00	\$6,500.00	\$6,500.00	\$15,000.00	\$15,000.00
15 MANHOLE NO. 2	EACH	1	\$3,950.00	\$3,950.00	\$4,750.00	\$4,750.00	\$4,000.00	\$4,000.00
16 MANHOLE NO. 4	EACH	1	\$4,400.00	\$4,400.00	\$4,750.00	\$4,750.00	\$4,000.00	\$4,000.00
17 18" RCP, CLASS IV	L.F.	76	\$75.00	\$5,700.00	\$68.00	\$5,168.00	\$55.00	\$4,180.00
18 24" RCP, CLASS IV	L.F.	56	\$95.00	\$5,320.00	\$75.00	\$4,200.00	\$65.00	\$3,640.00
19 42" RCP, 1500D	L.F.	609	\$110.00	\$66,990.00	\$127.00	\$77,343.00	\$110.00	\$66,990.00
20 AGGREGATE BASE, CLASS 2	C.Y.	199	\$40.00	\$7,960.00	\$25.00	\$4,975.00	\$40.00	\$7,960.00
21 ASPHALT CONCRETE, TYPE "B"	TONS	179	\$170.00	\$30,430.00	\$150.00	\$26,850.00	\$225.00	\$40,275.00
22 TEMPORARY RESURFACING	TONS	37	\$70.00	\$2,590.00	\$125.00	\$4,625.00	\$125.00	\$4,625.00
23 MISCELLANEOUS IRON AND STEEL	LBS.	2,888	\$1.50	\$4,332.00	\$2.25	\$6,498.00	\$2.00	\$5,776.00
24 REMODEL 4-INCH VITRIFIED CLAY PIPE (VCP) HOUSE CONNECTION	L.F.	78	\$35.00	\$2,730.00	\$45.00	\$3,510.00	\$50.00	\$3,900.00
25 ADJUST VALVE TO GRADE	EACH	1	\$200.00	\$200.00	\$450.00	\$450.00	\$500.00	\$500.00
26 DUST ABATEMENT	L.S.	1	\$500.00	\$500.00	\$3,500.00	\$3,500.00	\$5,000.00	\$5,000.00
27 STORMWATER AND NON-STORMWATER POLLUTION CONTROL	L.S.	1	\$2,500.00	\$2,500.00	\$3,500.00	\$3,500.00	\$5,000.00	\$5,000.00

**Project Name: HOMELAND MDP LINE 2, STAGE 2**

**Project Number: 4-0-0337-02**

**Bid Open Date: 01/05/2012**

**PRO-CRAFT  
CONSTRUCTION, INC.**

**T.B.U., INC.**

**PK MECHANICAL  
SYSTEMS, INC.**

<i>Item No. &amp; Description</i>	<i>Unit</i>	<i>Quantity</i>	<i>Unit Bid</i>	<i>Total Bid</i>	<i>Unit Bid</i>	<i>Total Bid</i>	<i>Unit Bid</i>	<i>Total Bid</i>
28 NON-STORMWATER DISCHARGE OR DEWATERING	L.S.	1	\$250.00	\$250.00	\$3,500.00	\$3,500.00	\$10,000.00	\$10,000.00
			<b>\$297,012.00</b>		<b>\$298,174.00</b>		<b>\$325,000.00</b>	

**Project Name: HOMELAND MDP LINE 2, STAGE 2**

**Project Number: 4-0-0337-02**

**Bid Open Date: 01/05/2012**

Item No. & Description	Unit	Quantity	WATERS EDGE CONSTRUCTION, INC.		ATOM ENGINEERING CONSTRUCTION, INC.		MCC EQUIPMENT RENTALS, INC.	
			Unit Bid	Total Bid	Unit Bid	Total Bid	Unit Bid	Total Bid
1 MOBILIZATION	L.S.	1	\$22,000.00	\$22,000.00	\$5,230.80	\$5,230.80	\$15,200.00	\$15,200.00
2 WATER CONTROL	L.S.	1	\$2,750.00	\$2,750.00	\$6,100.00	\$6,100.00	\$4,100.00	\$4,100.00
3 TRAFFIC CONTROL	L.S.	1	\$11,300.00	\$11,300.00	\$8,750.00	\$8,750.00	\$5,500.00	\$5,500.00
4 CLEARING AND MISCELLANEOUS WORK	L.S.	1	\$2,160.00	\$2,160.00	\$32,611.00	\$32,611.00	\$3,561.00	\$3,561.00
5 EXCAVATION	C.Y.	973	\$30.00	\$29,190.00	\$32.00	\$31,136.00	\$23.00	\$22,379.00
6 ASPHALT CONCRETE EXCAVATION	C.Y.	46	\$93.00	\$4,278.00	\$270.00	\$12,420.00	\$143.00	\$6,578.00
7 BACKFILL	C.Y.	76	\$16.00	\$1,216.00	\$110.00	\$8,360.00	\$34.00	\$2,584.00
8 CONTROLLED LOW STRENGTH MATERIAL (CLSM)	C.Y.	216	\$84.00	\$18,144.00	\$80.00	\$17,280.00	\$30.00	\$6,480.00
9 FILTER MATERIAL	C.Y.	90	\$33.00	\$2,970.00	\$117.00	\$10,530.00	\$74.00	\$6,660.00
10 TRENCH SAFETY SYSTEM	L.S.	1	\$5,500.00	\$5,500.00	\$11,000.00	\$11,000.00	\$2,700.00	\$2,700.00
11 CLASS "A" CONCRETE, MINOR STRUCTURES	C.Y.	33	\$1,340.00	\$44,220.00	\$545.00	\$17,985.00	\$765.00	\$25,245.00
12 CLASS "B" CONCRETE, MISCELLANEOUS	C.Y.	12	\$671.00	\$8,052.00	\$330.00	\$3,960.00	\$430.00	\$5,160.00
13 JUNCTION STRUCTURE NO. 2	EACH	4	\$1,853.00	\$7,412.00	\$1,750.00	\$7,000.00	\$3,200.00	\$12,800.00
14 42-INCH RCP OUTLET STRUCTURE	L.S.	1	\$8,140.00	\$8,140.00	\$3,800.00	\$3,800.00	\$14,500.00	\$14,500.00
15 MANHOLE NO. 2	EACH	1	\$3,000.00	\$3,000.00	\$3,500.00	\$3,500.00	\$5,000.00	\$5,000.00
16 MANHOLE NO. 4	EACH	1	\$2,915.00	\$2,915.00	\$3,800.00	\$3,800.00	\$5,000.00	\$5,000.00
17 18" RCP, CLASS IV	L.F.	76	\$97.00	\$7,372.00	\$105.00	\$7,980.00	\$184.00	\$13,984.00
18 24" RCP, CLASS IV	L.F.	56	\$105.00	\$5,880.00	\$114.00	\$6,384.00	\$155.00	\$8,680.00
19 42" RCP, 1500D	L.F.	609	\$145.00	\$88,305.00	\$112.00	\$68,208.00	\$215.00	\$130,935.00
20 AGGREGATE BASE, CLASS 2	C.Y.	199	\$78.00	\$15,522.00	\$68.00	\$13,532.00	\$39.00	\$7,761.00
21 ASPHALT CONCRETE, TYPE "B"	TONS	179	\$99.00	\$17,721.00	\$100.00	\$17,900.00	\$137.00	\$24,523.00
22 TEMPORARY RESURFACING	TONS	37	\$93.00	\$3,441.00	\$220.00	\$8,140.00	\$200.00	\$7,400.00
23 MISCELLANEOUS IRON AND STEEL	LBS.	2,888	\$2.50	\$7,220.00	\$1.65	\$4,765.20	\$1.15	\$3,321.20
24 REMODEL 4-INCH VITRIFIED CLAY PIPE (VCP) HOUSE CONNECTION	L.F.	78	\$44.00	\$3,432.00	\$67.00	\$5,226.00	\$52.00	\$4,056.00
25 ADJUST VALVE TO GRADE	EACH	1	\$243.00	\$243.00	\$1,000.00	\$1,000.00	\$776.00	\$776.00
26 DUST ABATEMENT	L.S.	1	\$4,017.00	\$4,017.00	\$5,000.00	\$5,000.00	\$1,400.00	\$1,400.00
27 STORMWATER AND NON-STORMWATER POLLUTION CONTROL	L.S.	1	\$3,300.00	\$3,300.00	\$5,300.00	\$5,300.00	\$3,200.00	\$3,200.00

**Project Name: HOMELAND MDP LINE 2, STAGE 2**

**Project Number: 4-0-0337-02**

**Bid Open Date: 01/05/2012**


Item No. & Description	Unit	Quantity	WATERS EDGE CONSTRUCTION, INC.		AToM ENGINEERING CONSTRUCTION, INC.		MCC EQUIPMENT RENTALS, INC.	
			Unit Bid	Total Bid	Unit Bid	Total Bid	Unit Bid	Total Bid
28 NON-STORMWATER DISCHARGE OR DEWATERING	L.S.	1	\$3,300.00	\$3,300.00	\$7,500.00	\$7,500.00	\$3,800.00	\$3,800.00
			\$333,000.00		\$334,398.00		\$353,283.20	

SPECIFICATIONS and CONTRACT DOCUMENTS  
for the CONSTRUCTION of

**HOMELAND MDP  
LINE 2  
STAGE 2**

PROJECT NO. 4-0-00337


RIVERSIDE COUNTY, CALIFORNIA



FORM APPROVED COUNTY COUNSEL  
BY: *[Signature]* DATE: 11/16/11  
NEAL R. KIPNIS

FFR 28 2012 11.3 cont.

DEC 06 2011 11.2 pgs



RIVERSIDE COUNTY FLOOD CONTROL  
AND WATER CONSERVATION DISTRICT

December 19, 2011

ADDENDUM NO. 1  
TO  
HOMELAND MDP LINE 2, STAGE 2  
RIVERSIDE COUNTY, CALIFORNIA

Bid Opening Date: Thursday, January 5, 2012 at 11:00 a.m.

TABLE OF CONTENTS

**CHANGE** the reference to 45-Inch RCP Outlet Structure for Section 16.13 to 42-Inch RCP Outlet Structure on Page Id.

PROPOSAL

**REPLACE PROPOSAL** in its entirety (Pages VIII and VIIIa) to accommodate:

- Quantity change of Item No. 5 Excavation to 973 on Page VIII;
- Quantity change of Item No. 6 Asphalt Concrete Excavation to 46 on Page VIII;
- Quantity change of Item No. 7 Backfill to 76 on Page VIII;
- Quantity change of Item No. 8 Controlled Low Strength Material (CLSM) to 216 on Page VIII;
- Quantity change of Item No. 9 Filter Material to 90 on Page VIII;
- Quantity change of Item No. 13 Junction Structure No. 2 to 4 on Page VIII;
- Item of Work description change to Item No. 14 to 42-Inch RCP Outlet Structure on Page VIII;
- Item of Work description change to Item No. 19 to 42" RCP, 1500D on Page VIII;
- Quantity change of Item No. 20 Aggregate Base, Class 2 to 199 on Page VIII;
- Quantity change of Item No. 21 Asphalt Concrete, Type "B" to 179 on Page VIII;
- Quantity change of Item No. 22 Temporary Resurfacing to 37 on Page VIIIa; and
- The addition of the signature line on the bottom of Page VIIIa for acknowledgment of the addendum.



**EXHIBIT**

**REPLACE EXHIBIT** Pages XVIII and XVIIIa to accommodate:

- Quantity change of Item No. 5 Excavation to 973 on Page XVIII;
- Quantity change of Item No. 6 Asphalt Concrete Excavation to 46 on Page XVIII;
- Quantity change of Item No. 7 Backfill to 76 on Page XVIII;
- Quantity change of Item No. 8 Controlled Low Strength Material (CLSM) to 216 on Page XVIII;
- Quantity change of Item No. 9 Filter Material to 90 on Page XVIII;
- Quantity change of Item No. 13 Junction Structure No. 2 to 4 on Page XVIII;
- Item of Work description change to Item No. 14 to 42-Inch RCP Outlet Structure on Page XVIII;
- Item of Work description change to Item No. 19 to 42" RCP, 1500D on Page XVIIIa;
- Quantity change of Item No. 20 Aggregate Base, Class 2 to 199 on Page XVIIIa;
- Quantity change of Item No. 21 Asphalt Concrete, Type "B" to 179 on Page XVIIIa; and
- Quantity change of Item No. 22 Temporary Resurfacing to 37 on Page XVIIIa.

**DETAILED SPECIFICATIONS**

**CHANGE** reference to 45-Inch RCP Outlet Structure in fourth paragraph of Section 14.10 Measurement to 42-Inch RCP Outlet Structure.

**CHANGE** reference to 45-Inch RCP Outlet Structure in the tabulation TYPE OF WORK column of Section 16.2 General Requirements to 42-Inch RCP Outlet Structure.

**CHANGE** reference to 45-Inch RCP Outlet Structure in Section 16.13 45-Inch RCP Outlet Structure to Section 16.13 42-Inch RCP Outlet Structure and also first sentence change contract item 45-Inch RCP Outlet Structure to 42-Inch RCP Outlet Structure.

**CHANGE** reference to 45-Inch RCP Outlet Structure in Section 16.15 Measurement third paragraph to 42-Inch RCP Outlet Structure.

**CHANGE** reference to 45-Inch RCP Outlet Structure in Section 26.1 Description to 42-Inch RCP Outlet Structure.


**CHANGE** reference to 45-Inch RCP Outlet Structure in Section 26.2 General fifth paragraph to 42-Inch RCP Outlet Structure.

**DRAWINGS**

**REPLACE** Drawing No. 4-1009 Sheet Nos. 1 through 6 and Sheet No. 8 in its entirety with the enclosed Drawing No. 4-1009 Sheet Nos. 1 through 6 and Sheet No. 8 to reflect the change from 45-Inch RCP Outlet Structure to 42-Inch RCP Outlet Structure.

\*\*\*\*\*

**NOTE:** Bidders are required to acknowledge receipt of all addenda at the bottom of **Sheet VIIIa** of the **PROPOSAL**. Failure to acknowledge all addenda on the bid form may cause the bid to be considered not responsive to the invitation, which would require rejection of the bid.



**WARREN D. WILLIAMS**  
General Manager-Chief Engineer

P8\142793

TABLE OF CONTENTS - CONTD.

DETAILED SPECIFICATIONS contd.

	<u>Page</u>
12.6 Striping and Pavement Marking	
12.7 Payment	
Section 13 - Clearing and Miscellaneous Work	48-49
13.1 Description	
13.2 Clearing and Miscellaneous Work	
13.3 Payment	
Section 14 - Earthwork	49-53
14.1 Description	
14.2 General Excavation Requirements	
14.3 Excavation	
14.4 Asphalt Concrete Excavation	
14.5 General Backfill Requirements	
14.6 Testing	
14.7 Backfill	
14.8 Controlled Low Strength Material (CLSM)	
14.9 Filter Material	
14.10 Measurement	
14.11 Payment	
Section 15 - Trench Safety System	54-55
15.1 Description	
15.2 Trench Safety System	
15.3 Measurement and Payment	
Section 16 - Concrete Construction	55-59
16.1 Description	
16.2 General Requirements	
16.3 Material and Methods	
16.4 General Reinforcing Steel Requirements	
16.5 Consistency	
16.6 Placing	
16.7 Form Removal and Finish	
16.8 Curing	
16.9 Joints	
16.10 Class "A" Concrete, Minor Structures	
16.11 Class "B" Concrete, Miscellaneous	
16.12 Junction Structure No. 2	
16.13 42-Inch RCP Outlet Structure	
16.14 Manholes	
16.15 Measurement	
16.16 Payment	

PROPOSAL

For the Construction of **Homeland MDP Line 2, Stage 2**, located in the unincorporated area of Homeland, Riverside County, consisting of the following estimated quantities:

SECT. NO.	ITEM NO.	ITEM OF WORK	UNIT	QUANTITY	UNIT COST	TOTAL COST
10	1.	Mobilization	L.S.	---	---	
11	2.	Water Control	L.S.	---	---	
12	3.	Traffic Control	L.S.	---	---	
13	4.	Clearing and Miscellaneous Work	L.S.	---	---	
14	5.	Excavation	C.Y.	973		
14	6.	Asphalt Concrete Excavation	C.Y.	46		
14	7.	Backfill	C.Y.	76		
14	8.	Controlled Low Strength Material (CLSM)	C.Y.	216		
14	9.	Filter Material	C.Y.	90		
15	10.	Trench Safety System	L.S.	---	---	
16	11.	Class "A" Concrete, Minor Structures	C.Y.	33		
16	12.	Class "B" Concrete, Miscellaneous	C.Y.	12		
16	13.	Junction Structure No. 2	EACH	4		
16	14.	42-Inch RCP Outlet Structure	L.S.	---	---	
16	15.	Manhole No. 2	EACH	1		
16	16.	Manhole No. 4	EACH	1		
17	17.	18" RCP, Class IV	L.F.	76		
17	18.	24" RCP, Class IV	L.F.	56		
17	19.	42" RCP, 1500D	L.F.	609		
19	20.	Aggregate Base, Class 2	C.Y.	199		
19	21.	Asphalt Concrete, Type "B"	TONS	179		

PROPOSAL contd.

SECT. NO.	ITEM NO.	ITEM OF WORK	UNIT	QUANTITY	UNIT COST	TOTAL COST
19	22.	Temporary Resurfacing	TONS	37		
21	23.	Miscellaneous Iron and Steel	LBS.	2,888		
21	24.	Remodel 4-Inch Vitrified Clay Pipe (VCP) House Connection	L.F.	78		
21	25.	Adjust Valve to Grade	EACH	1		
27	26.	Dust Abatement	L.S.	---	---	
29	27.	Stormwater and Non-Stormwater Pollution Control	L.S.	---	---	
29	28.	Non-Stormwater Discharge or Dewatering	L.S.	---	---	
<u>TOTAL</u>						

\_\_\_\_\_  
Name of Company

\_\_\_\_\_  
Signature of Contractor

\_\_\_\_\_  
Address

\_\_\_\_\_  
S.S.N. or E.I.N.

\_\_\_\_\_  
City, State, Zip

\_\_\_\_\_  
Contractor's License No. and Classification

\_\_\_\_\_  
Telephone Number      Fax Number

**ADDENDUM NO. 1 ACKNOWLEDGED** \_\_\_\_\_

EXHIBIT A

(To Agreement for Riverside County Flood Control and Water Conservation District's Project No. 4-0-00337-02, **Homeland MDP Line 2, Stage 2**, located in the unincorporated area of Homeland, Riverside County, California.)

Contract Price - Payment - District shall pay Contractor the following sums for the items set forth below in accordance with Contractor's Proposal as accepted by District, which sums shall be paid as provided in the General Provisions and subject to additions and deductions as provided in the Contract Documents.

It is understood that the quantities listed, except for those shown as "Final" or "Lump Sum" are but estimates only and final payment will be based on actual work performed, subject to such adjustments and alterations as elsewhere provided.

ITEM NO.	ITEM OF WORK	UNIT	QUANTITY	UNIT COST	TOTAL COST
1.	Mobilization	L.S.	---	---	
2.	Water Control	L.S.	---	---	
3.	Traffic Control	L.S.	---	---	
4.	Clearing and Miscellaneous Work	L.S.	---	---	
5.	Excavation	C.Y.	973		
6.	Asphalt Concrete Excavation	C.Y.	46		
7.	Backfill	C.Y.	76		
8.	Controlled Low Strength Material (CLSM)	C.Y.	216		
9.	Filter Material	C.Y.	90		
10.	Trench Safety System	L.S.	---	---	
11.	Class "A" Concrete, Minor Structures	C.Y.	33		
12.	Class "B" Concrete, Miscellaneous	C.Y.	12		
13.	Junction Structure No. 2	EACH	4		
14.	42-Inch RCP Outlet Structure	L.S.	---	---	
15.	Manhole No. 2	EACH	1		

EXHIBIT contd.

ITEM NO.	ITEM OF WORK	UNIT	QUANTITY	UNIT COST	TOTAL COST
16.	Manhole No. 4	EACH	1		
17.	18" RCP, Class IV	L.F.	76		
18.	24" RCP, Class IV	L.F.	56		
19.	42" RCP, 1500D	L.F.	609		
20.	Aggregate Base, Class 2	C.Y.	199		
21.	Asphalt Concrete, Type "B"	TONS	179		
22.	Temporary Resurfacing	TONS	37		
23.	Miscellaneous Iron and Steel	LBS.	2,888		
24.	Remodel 4-Inch Vitrified Clay Pipe (VCP) House Connection	L.F.	78		
25.	Adjust Valve to Grade	EACH	1		
26.	Dust Abatement	L.S.	---	---	
27.	Stormwater and Non-Stormwater Pollution Control	L.S.	---	---	
28.	Non-Stormwater Discharge or Dewatering	L.S.	---	---	
				TOTAL	

14.10 Measurement - Excavation; Asphalt Concrete Excavation; Backfill; Controlled Low Strength Material (CLSM); and Filter Material beyond the limits established by the drawings, unless ordered in writing by the Engineer, will not be measured for payment.

The excavated material shall be measured from the ground surface existing at the start of excavation, as determined from surveyed cross sections taken by the District, to the lines, grades and dimensions shown on the drawings. Longitudinal limits of the excavations as shown on the profile drawings terminate at a vertical plane at the limits of the structure, measured along the longitudinal axis of the various structures.

Measurement for payment for the contract item Excavation will be the number of cubic yards of material excavated as shown on the drawings. Longitudinal limits of the excavations terminate at a vertical plane at the limits of pipe or structures, measured along the longitudinal axis of the pipe or structure.

No measurement for payment will be made for the required grading of the basin and outlet structure located west of Guthridge Lane as shown on the drawings which will be paid under the contract item 42-Inch RCP Outlet Structure as described in Section 16.13.

Measurement for payment for the contract item Asphalt Concrete Excavation will be the number of cubic yards of material excavated as shown on the drawings or as directed by the Engineer.

Measurement for payment for the contract item Backfill will be the number of cubic yards of material placed in final position as specified and within the limits of the payment lines shown on the drawings. The longitudinal limits shall terminate at a vertical plane at the limits of the pipe or structure, measured along the longitudinal axis of the various pipe or structures. Volumes occupied by structures, aggregate base, asphalt concrete and other features for which a separate payment is made will be deducted from the gross volume.

Measurement for payment for the contract item Controlled Low Strength Material (CLSM) will be the number of cubic yards of material placed in final position as specified and within the limits of the payment lines as shown on the drawings. The longitudinal limits for CLSM shall terminate at a vertical plane at the limits of the pipe or structure, measured along the longitudinal axis of the various pipe or structures. Volume occupied by structures, aggregate base, asphalt concrete and other features for which a separate payment is made will be deducted from the gross volume.

Measurement for payment for the contract item Filter Material will be the number of cubic yards of material placed in final position as specified to the lines, grades and dimensions as shown on the drawings or as directed by the Engineer.

14.11 Payment - The contract prices paid for Excavation; Asphalt Concrete Excavation; Backfill; Controlled Low Strength Material (CLSM); and Filter Material shall include full compensation for all costs incurred under this section.



This payment will be made on a basis of the percentage of the work completed on the items related to trenching operations.

SECTION 16 - CONCRETE CONSTRUCTION

16.1 Description - This section includes the contract items of various classes of Concrete.

16.2 General Requirements - Concrete for all purposes shall be composed of Portland Cement, aggregates and water of the quantities and qualities herein specified, and in the required proportions. The ingredients are to be well mixed and brought to the proper consistency and to have a compressive strength at the age of 28 days of not less than the amount shown in the following tabulation for each type of work listed:

<u>CONCRETE CLASS</u>	<u>MINIMUM SACKS CEMENT/C.Y.</u>	<u>TYPE OF WORK</u>	<u>POUNDS PER SQUARE INCH</u>
A	6	Slope Paving, Catch Basins, Junction Structure Nos. 2, 4, and 6 (42-Inch RCP Outlet Structure), Manholes, Concrete Collars and Headwalls	3250*
B	5	Local Depressions, Cutoff Walls, Concrete for Concreted Rock and Miscellaneous Concrete not otherwise specified	3000*
E	1/4	Controlled Low Strength Material (CLSM)	200-300 Max.

\*Note: Concrete for use in structures constructed from State of California, Department of Transportation Standard Plans shall have compressive strengths as called for on those plans.

16.3 Material and Methods - All concrete materials, methods, forms and proportioning shall conform to Sections 51 and 90, and additionally, curb construction shall conform to Section 73 of the State Standard Specifications. Concrete test specimens will be made in accordance with ASTM Designation C-31 and C172. Test for concrete compressive strengths will be performed in accordance with ASTM Designation C-39. Combined aggregate grading for all concrete shall be in conformance with Section 90-3.04 of the State Standard Specifications and the following tabulation for each type of work listed:

<u>TYPE OF WORK</u>	<u>COMBINED AGGREGATE GRADING</u>
The inverts of: Junction Structures and Manholes.	1-1/2" Maximum

all concrete surfaces other than for flatwork which shall be coated with a clear or translucent curing compound containing a red fugitive dye.

The curing compound shall be sprayed on the moist concrete surfaces as soon as free water has disappeared, but shall not be applied to any surface until patching, repairs and finishing of that surface are completed. The curing compound shall be thoroughly mixed immediately before applying, and shall be applied at a uniform rate of not less than one gallon per 150 square feet of surface. No separate payment will be made for the curing compound or its application.

16.9 Joints - Joints shall be made at the locations shown on the drawings, or as approved by the Engineer.

Construction joints, when required, shall be located between the transverse joints and, unless otherwise specified on the plans, shall utilize 1/2 inch diameter deformed bars 30 inches long, spaced at 18-inch centers as tie bars. The construction joints shall be straight and finished in a workmanlike manner.

Surfaces of construction joints shall be cleaned as set forth in Section 51-1.13 of the Standard Specifications.

16.10 Class "A" Concrete, Minor Structures - The contract item Class "A" Concrete, Minor Structures includes the complete construction of the catch basins. Included in the pay item is all earthwork and reinforcing steel required for these structures, but exclusive of the required miscellaneous iron and steel.

16.11 Class "B" Concrete, Miscellaneous - The contract item Class "B" Concrete, Miscellaneous includes the complete construction of the local depressions, sewer encasements and any other concrete not specified. Included in the pay item is all earthwork and reinforcing steel required.

16.12 Junction Structure No. 2 - The contract item Junction Structure No. 2 covers the complete construction of these structures, including reinforcing steel, exclusive of earthwork.

No separate payment will be made for Junction Structure No. 4.

16.13 42-Inch RCP Outlet Structure - The contract item 42-Inch RCP Outlet Structure covers the complete construction of the outlet structure slope paving, cutoff walls, and concreted rock as shown on Sheets 2 and 6 of the drawings. Included in this pay item is all reinforcing steel required and earthwork.

16.14 Manholes - The contract items Manhole Nos. 2 and 4 cover the complete construction of these various structures, including reinforcing steel, exclusive of earthwork and the miscellaneous iron and steel.

The manhole rings are required and shall conform to ASTM Designation: C-478, and the drawings. The rings shall be laid up, using Type II modified cement with a 1:2 mix mortar and with 1/2-inch minimum thickness pointed joints. On completion, vertical wall section shall not be out of plumb by more than 1/2-inch in 10 feet of vertical height. The manhole rings shall also be accurately aligned. The cast iron manhole frame and cover shall be installed, with frame accurately set to finished grade of pavement, in mortar well tamped around the perimeter of frame to ensure full bearing.

16.15 Measurement - Measurement for payment for the contract items Class "A" Concrete, Minor Structures; and Class "B" Concrete, Miscellaneous will be the number of cubic yards placed as specified, measured to the neat lines as shown on the drawings.

Measurement for payment for the contract items Junction Structure No. 2, Manhole No. 2, and Manhole No. 4 will be the number of each type constructed as specified.

Measurement for payment for the contract item 42-Inch RCP Outlet Structure will be lump sum.

No measurement or payment will be made for Junction Structure No. 4.

No measurement or payment will be made for dowels, tie bars, tie wires, blocks, chairs and other accessories.

16.16 Payment - The contract prices paid for the various Concrete items shall include full compensation for all costs incurred under this section.

### SECTION 17 - CONCRETE PIPE

17.1 Description - This section covers the contract item Reinforced Concrete Pipe of the various sizes as required for the work.

17.2 General Pipe Requirement - Pipe materials, manufacture and quality, shall conform to ASTM Designation: C-76 or C-655. The Engineer shall be furnished a "Certificate of Compliance" signed by the manufacturer of the pipe certifying that the pipe conforms to the ASTM requirements. All pipe and pipe material supplied by the Contractor shall be new.

The District will also require the D-load bearing strength test conforming to ASTM C497 for new pipe 48" or greater, in conformance with Sections 207-2.9.1(1) and 207-2.9.2 of the Standard Specifications as a basis for acceptance of the pipe. The test shall be performed in the presence of the Engineer.

Pipe shall be laid in a trench free of ponded water in conformance with Section 306-1.2.2, with joints in conformance with Section 306-1.2.4 of the Standard Specifications.

Pipe ends shall be cleaned and moistened prior to making up joint.

21.3 Remodel 4-Inch Vitrified Clay Pipe (VCP) House Connection - The contract item Remodel 4-Inch Vitrified Clay Pipe (VCP) House Connection pertains to the removing of interfering portions of house connections and replacing with new pipe and any mainline modification required. The remodeling shall be done in accordance with EMWD Standard Drawing Nos. SB 176 and SB 177 and the drawings, including excavation, backfill and any concrete encasement but excluding asphalt concrete or aggregate base in this item of work. Only the VCP house connections interfering with the pipe conduit to be constructed will be measured for payment.

21.4 Adjust Valve to Grade - The contract item Adjust Valve to Grade covers all labor, equipment, materials and incidentals required for the complete adjustment of all valves within the limits of the street improvements to meet the finished street grade.

21.5 Measurement - Measurement for payment for the contract item Miscellaneous Iron and Steel will be the number of pounds used in the work as specified. Should manhole frames and covers exceed the minimum weights as shown on the drawings by more than two percent (2%) that weight in excess of the allowable two percent (2%) increase will not be measured for payment. Manhole frames and covers to be salvaged and reused will not be measured for payment.

Measurement for payment for the contract item Remodel 4-Inch Vitrified Clay Pipe (VCP) House Connection will be the number of lineal feet of 4-inch vitrified clay pipe installed. There will be no separate payment for special fittings or joint materials and modification to the main line.

Measurement for payment for the contract item Adjust Valve to Grade shall be the number of valves that are adjusted to meet the finished street grade.

21.6 Payment - The contract prices paid for Miscellaneous Iron and Steel; Remodel 4-Inch Vitrified Clay Pipe (VCP) House Connection; and Adjust Valve to Grade shall include full compensation for all costs incurred under this section.

## SECTION 22 THROUGH SECTION 25 - NOT USED

### SECTION 26 - STONEMWORK

26.1 Description - This section covers the Concreted Rock for the 42-Inch RCP Outlet Structure as described in Section 16.13.

26.2 General - All rock materials shall meet the quality requirements of Section 72-2.02 of the State Standard Specifications.

Rock materials shall be blocky and predominantly angular in shape. Not more than 25% of the rock shall have a length more than 2.5 times the breadth or thickness. No rock shall have a length exceeding 3.0 times its breadth or thickness. All oversize rocks, as determined by the Engineer, shall be removed.

Rock materials shall be placed on a firm dry foundation in conformance with Method B of Section 72-2.03 of the State Standard Specifications, however, additional placement effort shall be required to meet the lines and grades as shown on the drawings and to fill and chink oversize voids with selected rock to establish a stable interlock. Chinking of voids will not be required for rock specified to be concreted.

Concrete for concreted (grouted) rock shall be Class "B", and shall have a slump sufficient to allow gravity flow into the interstices of the rock with rodding and vibration. Concrete for concreted rock shall be placed in accordance with Section 72-5.04 of the State Standard Specifications except that total penetration of the rock blanket by the concrete will be required, and the outer rocks of the finished rock surface shall project approximately 9 to 12 inches from the concrete surface.

No measurement for payment will be made as the Concreted Rock will be paid under the contract lump sum item 42-Inch RCP Outlet Structure as described in Section 16.13.

#### SECTION 27 - DUST ABATEMENT

27.1 Description - This section covers the implementation of dust control measures necessary to prevent harm and nuisance from dust. Supplementing Section 8.06 of the General Provisions, the Contractor shall comply with all the provisions of the South Coast Air Quality Management District (SCAQMD) Rule 403 as described in Appendix "A".

27.2 Dust Abatement - The contract item Dust Abatement includes the action necessary to prevent, reduce or control dust within the work area as required to complete the work. The Contractor shall carry out proper and efficient measures to prevent his operations from producing dust in amounts damaging to property or causing a nuisance, or harm to persons living nearby or occupying buildings in the vicinity of the work. The methods to be used for controlling dust in the construction area and along haul roads shall be approved by the Engineer prior to starting any work included in this contract. The Rule 403 Implementation Handbook published by the SCAQMD contains a detailed listing of reasonably available dust control measures and is available for inspection at the District office.

27.3 Payment - The contract lump sum price paid for Dust Abatement shall include full compensation for all direct and indirect costs incurred under this section.

This payment will be made on a basis of the percentage of work completed on the entire project.

#### SECTION 28 - NOT USED

#### SECTION 29 - STORMWATER AND NON-STORMWATER POLLUTION CONTROL

29.1 Description - This section covers the contract items Stormwater and Non-Stormwater Pollution Control; and Non-Stormwater Discharge or Dewatering. The contract item Stormwater and Non-Stormwater Pollution Control shall include preparing, obtaining approval of, amending

# ION DISTRICT

## INDEX

SHEET NO.:

TITLE SHEET	1
PLAN & PROFILE	2-4
CONNECTOR PIPE PROFILES	5
<b>Δ42</b> 45-INCH RCP OUTLET STRUCTURE	6
AC DIKE DETAIL	7
PAVING PLAN AND PAYLINES	8
TRAFFIC CONTROL PLAN	9-11

### R.C.F.C. & W.C.D. STANDARD DRAWINGS

MH252	MANHOLE NO.2
MH254	MANHOLE NO.4
JS227	JUNCTION STRUCTURE NO. 2
JS229	JUNCTION STRUCTURE NO. 4
JS231	JUNCTION STRUCTURE NO. 6
CH326	TRAPEZOIDAL CHANNEL STRUCTURAL DETAILS

### RIVERSIDE COUNTY STANDARDS DRAWINGS

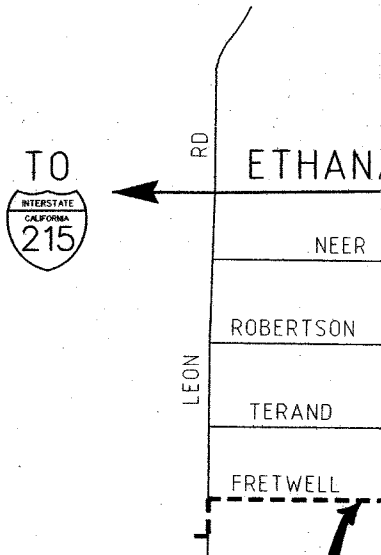
NO. 211	CURB TRANSITION
NO. 300	CURB INLET CATCH BASIN
NO. 212	ASPHALT CONCRETE DIKES

### CALTRANS


A87B	ASPHALT CONCRETE DIKES
------	------------------------

### EMWD STANDARDS DRAWINGS

SB 176	SEWER LATERAL CONNECTIONS
SB 177	SEWER LATERAL



EXISTING  
HOMELAND M  
LINE 2  
DWG NO 4-7

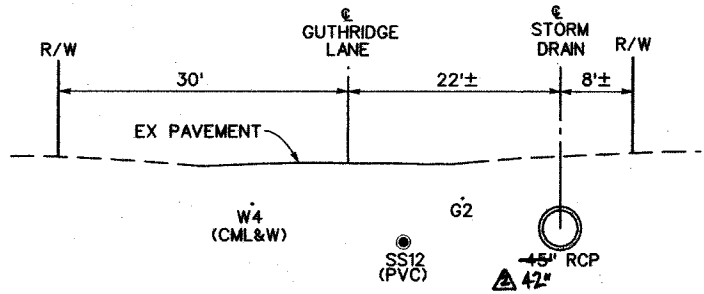


CALTRANS PERMIT NUMBER 08-11-N-TK-0589

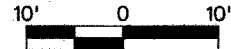
COUNTY TRANSPOR APPROVED BY:  TRANSPORTATION DATE: 10/2/10-25-2011	<b>HOMELAND MDP LINE 2 STAGE 2</b>  TITLE SHEET	PROJECT NO. <b>4-0-00337</b>
		DRAWING NO. <b>4-1009</b>
		SHEET NO. <b>1 OF 11</b>

1610			
1605			
1600			
1595			
1590			
1585			
1580			
1575			
1570			

NOTE: CONTRACTOR SHALL PROTECT IN PLACE ALL UTILITIES UNLESS OTHERWISE NOTED.




SECTION AT STA 11+20



**NOTES**

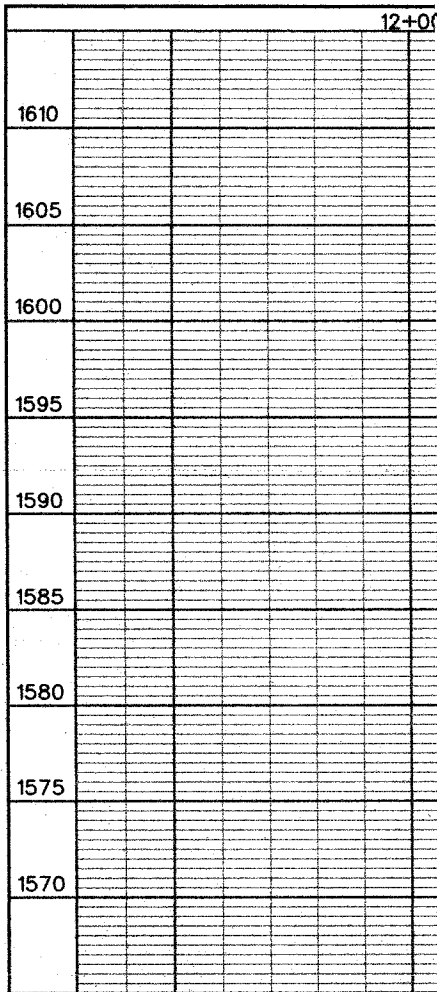
- ① CONSTRUCT 42-INCH RCP OUTLET STRUCTURE, SEE SHEET 6.
- ⚠ ② CONSTRUCT JS NO. 4 PER STD JS227,  $A=90^\circ, B=10', C=3.13', D=42', E=1.13', F=2.07', G=0.97', L=2.25', \text{ELEV. } R=1594.40', \text{ELEV. } S=1594.39'$
- ③ CONSTRUCT CB PER RIVERSIDE COUNTY STD NO. 300,  $W=14', H=5.75', \text{C.F.}=6", 38 \text{ LF-18" RCP CLASS IV. SEE PROFILE ON SHEET 5.}$
- ④ TO BE RELOCATED BY OTHERS AND ABANDONED IN PLACE.
- ⑤ GROUNDWATER PER SOIL REPORT DATED 05-24-2011. CONDITION MAY VARY AT TIME OF CONSTRUCTION.
- ⑥ PLACE 1/4 TON CONCRETED (GROUTED) ROCK PER SECTION 72 OF THE STATE STANDARD SPECIFICATIONS, SEE SHEET 6.
- ⑦ PROTECT EXISTING 12" SEWER LINE IN-PLACE.



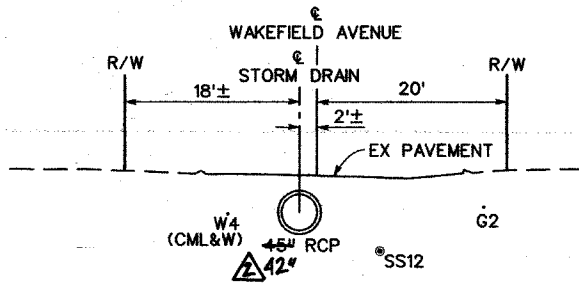
APPROVED BY:  
  
 DATE: 05-04-2011

HOMELAND MDP LINE 2  
 STAGE 2  
 STA 10+00 TO STA 12+50  
 PLAN AND PROFILE

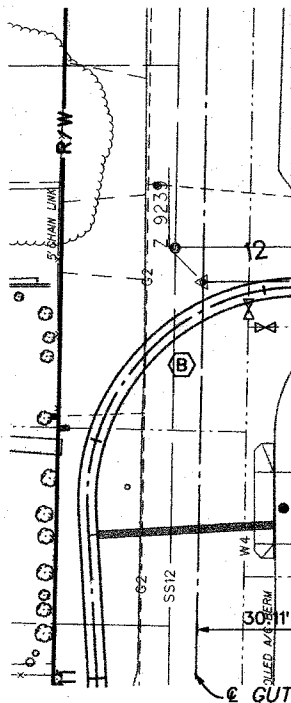

PROJECT NO.  
 4-0-00337  
 DRAWING NO.  
 4-1009  
 SHEET NO.  
 2 OF 11



NOTE: CONTRACTOR SHALL PROTECT IN PLACE ALL UTILITIES UNLESS OTHERWISE NOTED.



SECTION AT STA 13+00




**NOTES**

- ① CONSTRUCT JS NO. 2 PER STD JS227 JS227: A=90°, B=10°, C=3.13', D=42', E=4.13', F=1.20', G=1.63', L=2.25', ELEV. R=1596.19, ELEV. S=1596.14
- ② CONSTRUCT CB PER RIVERSIDE COUNTY STD NO. 300, W=14, H=4', C.F.=6", 16 LF-18" RCP CLASS IV. SEE PROFILE ON SHEET 5.
- ③ CONSTRUCT MH NO. 2 PER STD MH252.
- ④ TO BE RELOCATED BY OTHERS AND ABANDONED IN PLACE.
- ⑤ CONSTRUCT CALTRANS A87B TYPE D AC DIKE TRANSITION AS DIRECTED BY ENGINEER. SEE DETAILS ON SHEET 7.
- ⑥ PROTECT EXISTING 12" SEWER LINE IN-PLACE.



**PLAN**

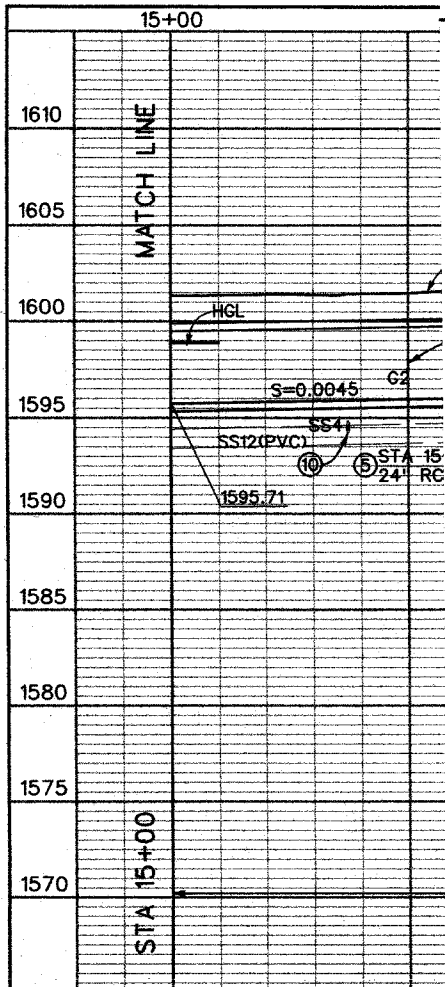


PROVED BY:  
  
 DATE: 2-5-our 2011

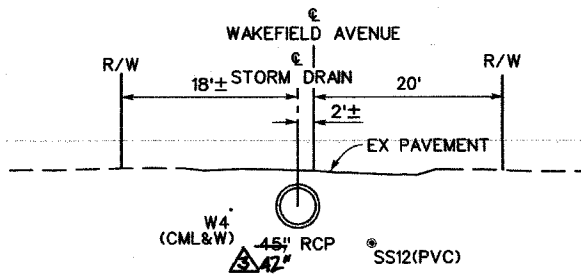
**HOMELAND MDP LINE 2  
 STAGE 2**  
 STA 12+50 TO STA 15+00  
 PLAN AND PROFILE

PROJECT NO.	4-0-00337
DRAWING NO.	4-1009
SHEET NO.	3 OF 11

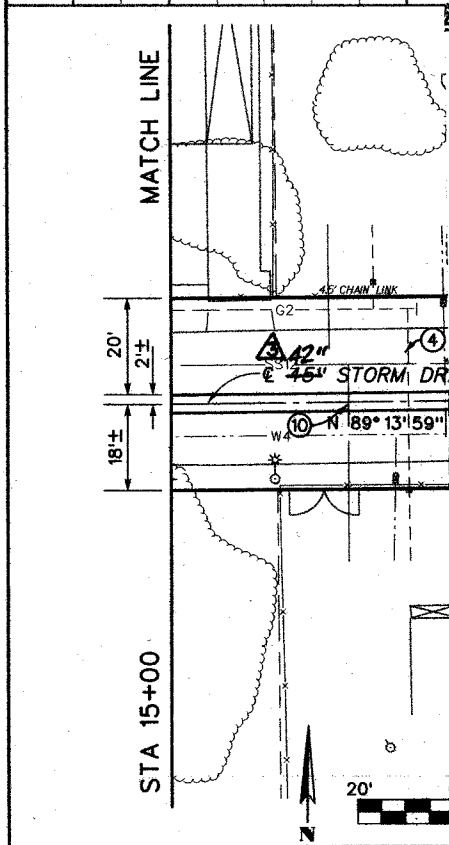





NOTE: CONTRACTOR SHALL PROTECT IN PLACE ALL UTILITIES UNLESS OTHERWISE NOTED.




SECTION AT STA 15+80



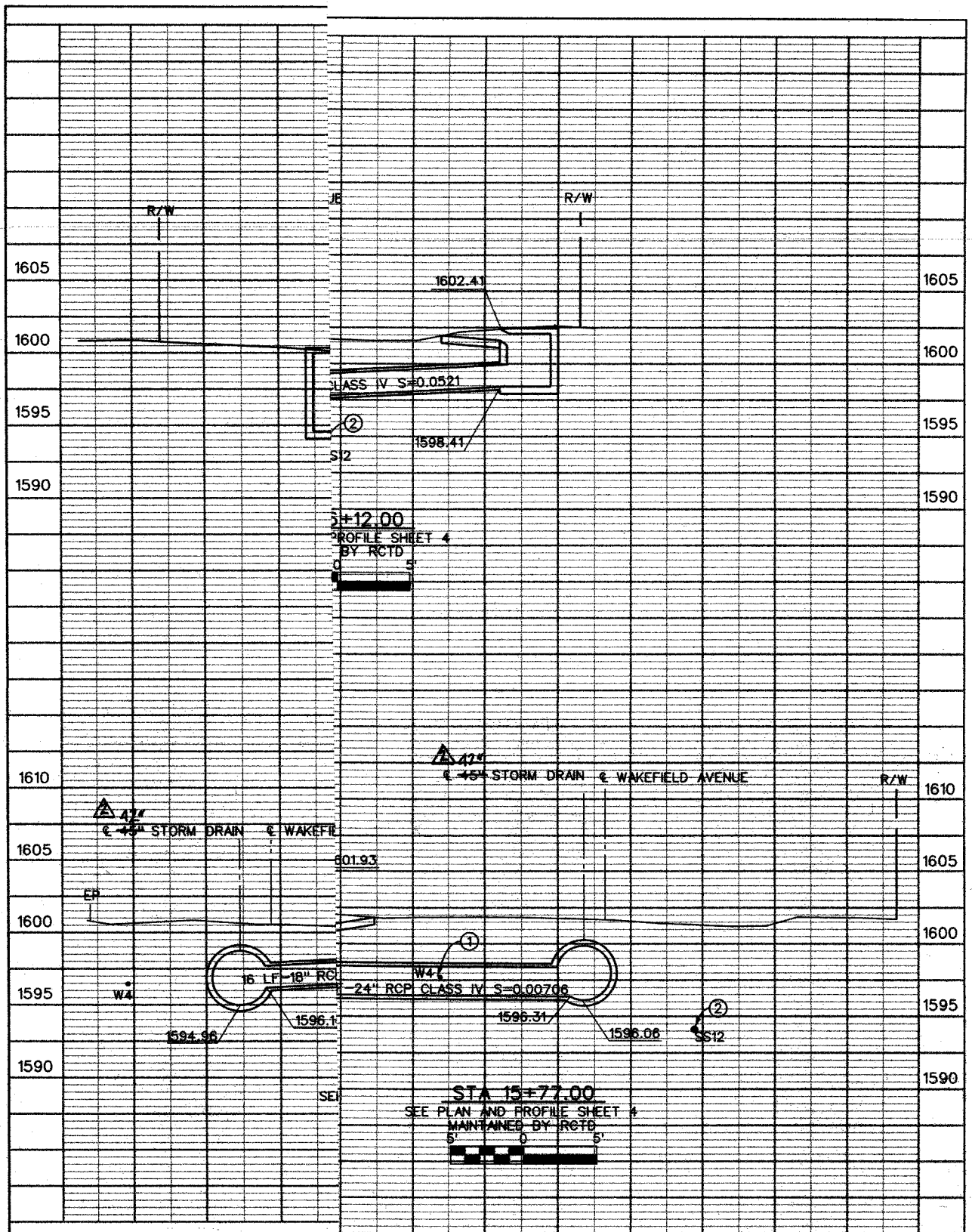
**NOTES**

- ① CONSTRUCT MH NO. 4 PER STD MH254, A=45°, B=24", C=6.90"; D<sub>1</sub>=24", D<sub>2</sub>=45", ELEV R=1597.71, ELEV S=1597.60.
- ② CONSTRUCT CB PER RIVERSIDE COUNTY STD NO. 300, W=21", H=4", C.F.=6", 21 LF-18" RCP CLASS IV. SEE PROFILE ON SHEET 5.
- ③ CONSTRUCT CB PER RIVERSIDE COUNTY STD NO. 300, W=14", H=4.5", C.F.=6", MODIFIED UPSTREAM TAPERED CURB FACE=3.0', MODIFIED DOWNSTREAM TAPERED CURB FACE=1.5', 38.85 LF-24" RCP CLASS IV. SEE PROFILE THIS SHEET.
- ④ TO BE RELOCATED BY OTHERS AND ABANDONED IN PLACE.
- ⑤ CONSTRUCT CB PER RIVERSIDE COUNTY STD NO. 300, W=28", H=5.5", C.F.=6", MODIFIED UPSTREAM TAPERED CURB FACE=3.0', 16 LF-24" RCP CLASS IV. SEE PROFILE ON SHEET 5.
- ⑥ CONSTRUCT JS NO. 2 PER JS227, A=45°, B=24", C=6.06", D=4.75', E=4.30', F=4.77', G=4.47', L=4.07', ELEV R=1596.47 ELEV S=1596.31
- ⑦ CONSTRUCT JS NO. 4 PER STD JS227, A=45°, B=18", C=5.13", D=42", E=3.72', F=1.83', G=1.61', L=3.18', ELEV R=1597.48 ELEV S=1597.34
- ⑧ CONSTRUCT CALTRANS A87B TYPE D AC DIKE TRANSITION AS DIRECTED BY ENGINEER. SEE DETAILS ON SHEET 7.
- ⑨ GROUNDWATER PER SOIL REPORT DATED 05-24-2011. CONDITION MAY VARY AT TIME OF CONSTRUCTION.
- ⑩ PROTECT EXISTING 12" SEWER LINE IN-PLACE.



COUNTY TRANSPORTATION  
 APPROVED BY: [Signature]  
 DATE: 10/21/15

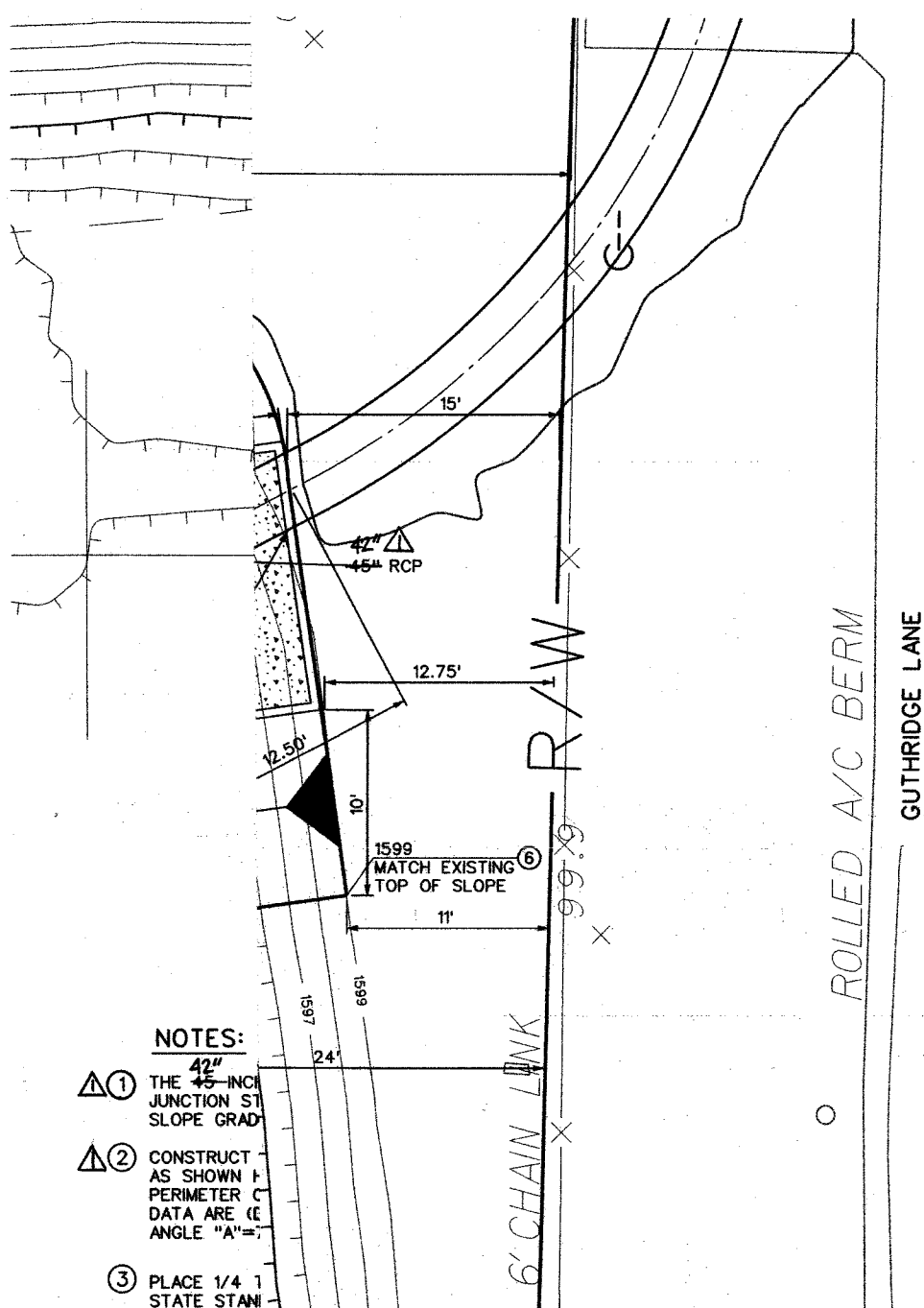
<b>HOMELAND MDP LINE 2</b> <b>STAGE 2</b> STA 15+00 TO STA 17+14.85 PLAN AND PROFILE	PROJECT NO. 4-0-00337
	DRAWING NO. 4-1009
	SHEET NO. 4 OF 11



COUNTY OF SAN DIEGO  
 TRANSPORTATION  
 APPROVED BY: *[Signature]*  
 DATE: 28-07-2011


**HOMELAND MDP LINE 2  
 STAGE 2**  
 CONNECTOR PIPE PROFILES

PROJECT NO. 4-0-00337  
 DRAWING NO. 4-1009  
 SHEET NO. 5 OF 11



**NOTES:**

- ① THE <sup>42"</sup>45-INCH JUNCTION STRUCTURE SLOPE GRAD
- ② CONSTRUCT AS SHOWN PERIMETER DATA ARE (E ANGLE "A"=)
- ③ PLACE 1/4 1 STATE STANI THE ROCK B SHALL PROJE ROCK ENERG
- ④ SLOPE PAVIN DWG CH326.
- ⑤ CUT-OFF WA
- ⑥ SLOPE GRAD

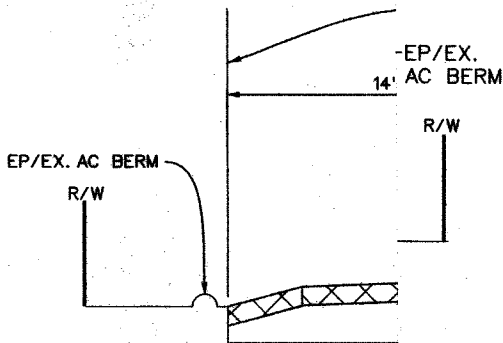
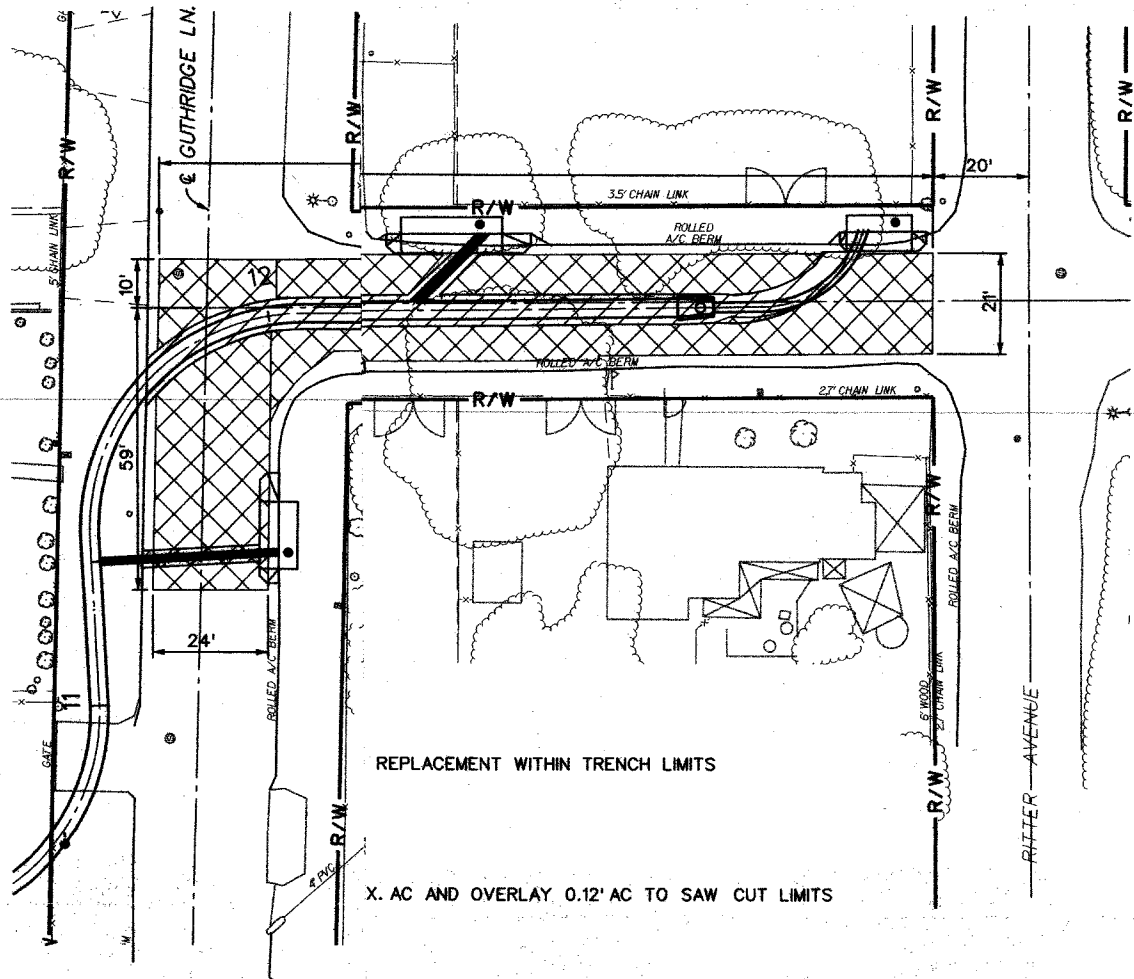


DESIGNED BY:  
[Signature]  
25-001-2011

**HOMELAND MDP LINE 2  
STAGE 2**

42" / 45-INCH RCP OUTLET STRUCTURE

PROJECT NO. 4-0-00337
DRAWING NO. 4-1009
SHEET NO. 6 OF 11




**TABLE**

START STA.	END STA.	X
STA. 12+16.00	STA. 13+50.00	9.00'
STA. 13+50.00	STA. 16+50.00	12.00'
STA. 16+50.00	20' WEST OF RITTER AVE €	11.00'

**NOTES**

- ① PLACE CLASS 2 AGGREGATE BASE
- ② 4" MIN WELL GRADED SAND OR FILTER MATERIAL. FOR GROUND WATER CONDITION, USE 9" THICK TYPICAL, 12" MAX FILTER MATERIAL


**GUTH**  
STA



COUNTY: TRANSPORTATION  
 APPROVED BY: *[Signature]*  
 TRANSPORTATION  
 DATE: 10/25-01-2011

**HOMELAND MDP LINE 2**  
**STAGE 2**  
 PAVING PLAN AND PAYLINES

PROJECT NO. 4-0-00337  
 DRAWING NO. 4-1009  
 SHEET NO. 8 OF 11




SPECIFICATIONS and CONTRACT DOCUMENTS  
for the CONSTRUCTION of  
HOMELAND MDP  
LINE 2  
STAGE 2

PROJECT NO. 4-0-00337

These specifications and contract documents have been prepared under the direction of the following Registered Civil Engineers:

Recommended By:




Design Engineer

25-067-2011

Date



Approved By:



*For* Chief Engineer

10-25-2011

Date



## TABLE OF CONTENTS

<u>Title</u>	<u>Page</u>
Notice to Contractors	II-III
Instructions to Bidders	IV-VI
Contractor's Proposal	VII-VIII
List of Subcontractors	IX
Experience Statement	X
Statement of Licensure	XI
Affidavits	XII-XIV
Bid Bond	XV
Agreement	XVI-XVII
Exhibit	XVIII
Performance Bond	XIX
Payment Bond	XX

### GENERAL PROVISIONS

Section I - Definition of Terms	1-2
Section II - Scope of Work	2-6
2.01 Work to be Done	
2.02 Construction Schedule	
2.03 Drawings and Specifications on the Work	
2.04 Estimate of Quantities	
2.05 Protests	
2.06 Alterations	
2.07 Extra Work	
2.08 Payment for Extra Work	
2.09 Rights of Way	
2.10 Cleaning Up	
Section III - Control of the Work	6-8
3.01 Authority of the Engineer	
3.02 Detail Drawings	
3.03 Conformity with Plans and Allowable Deviations	
3.04 Interpretations of Plans and Specifications	
3.05 Superintendence	
3.06 Lines and Grades	
3.07 Inspection of Work	
3.08 Removal of Defective and Unauthorized Work	
3.09 Equipment and Plant	
3.10 Final Inspection	
Section IV - Control of Material	8-10
4.01 District Furnished Materials	
4.02 Source of Supply and Quality of Materials	

TABLE OF CONTENTS - CONTD.

GENERAL PROVISIONS contd.

	<u>Page</u>
4.03 Samples and Tests	
4.04 Storage of Materials	
4.05 Defective Materials	
4.06 Assignment of Claim	
<b>Section V - Legal Relations and Responsibility</b>	<b>10-16</b>
5.01 Laws to be Observed	
5.02 Contractor's Responsibility	
5.03 Contractor's Responsibility for Work	
5.04 Property Rights in Materials	
5.05 Permits and Licenses	
5.06 Royalties and Patents	
5.07 Sanitary Provisions	
5.08 Public Safety	
5.09 Use of Explosives	
5.10 Provisions for Emergencies	
5.11 Unforeseen Difficulties	
5.12 Access to the Work	
5.13 Guarantee of Work	
5.14 Damages by Act of God	
<b>Section VI - Prosecution and Progress</b>	<b>16-20</b>
6.01 Progress of the Work	
6.02 Overtime Work and Work at Night	
6.03 Subcontracting	
6.04 Character of Workmen	
6.05 Temporary Suspension of the Work	
6.06 Time of Completion and Damages	
6.07 Delays and Extension of Time	
6.08 Assignment	
6.09 Termination of Contract	
<b>Section VII - Payment</b>	<b>20-28</b>
7.01 Scope of Payments	
7.01A Measurement and Computation of Quantities	
7.01B Payment at Contract Prices	
7.02 Payment and Compensation for Altered Quantities	
7.03 Force Account Payment	
7.04 Acceptance	
7.05 Deductions from Payments	
7.06 Partial Payments	
7.07 Delayed Payments	

TABLE OF CONTENTS - CONTD.

GENERAL PROVISIONS contd.

	<u>Page</u>
7.08 Final Payment	
7.09 Claims Resolution	
<b>Section VIII - General</b>	<b>29-32</b>
8.01 Cooperation Between Contractors	
8.02 Insurance - Hold Harmless	
8.03 Public Utilities	
8.04 Protection of Existing Street Facilities	
8.05 Diversion and Control of Water	
8.06 Dust Abatement	
8.07 Project Signs	
8.08 Examination of Plans, Specifications, Contract, and Site of Work	
<b>Section IX - Watering</b>	<b>33</b>
9.01 Description	
<b>Section X - Public Convenience, Traffic Control and Detours</b>	<b>33-34</b>
10.01 General	
10.02 Signs	
10.03 Materials Storage	

SPECIAL PROVISIONS

<b>Section 1 - General</b>	<b>35</b>
1.1 Drawings and Specifications	
<b>Section 2 - Time of Completion, Damages and Legal Holidays</b>	<b>36</b>
2.1 General	
2.2 Damages	
2.3 Legal Holidays	
<b>Section 3 - Force Account Payment</b>	<b>36</b>
3.1 Labor Surcharge	
3.2 Equipment Rental	
<b>Section 4 - Protection of Existing Utilities</b>	<b>36-38</b>
4.1 General	
4.2 Cooperation with Utilities Relocated by Others	
<b>Section 5 - Project Site Maintenance</b>	<b>38</b>



TABLE OF CONTENTS - CONTD.

SPECIAL PROVISIONS contd.

	<u>Page</u>
Section 6 - Special Requirements	39-44
6.1 National Pollutant Discharge Elimination System (NPDES)	
6.2 Sanitation	
6.3 Confined Space Compliance	
6.4 Heavy Equipment Working Hours	
6.5 Mobile Construction Equipment Maintenance	
6.6 Encroachment Permits	
6.7 Toxic Material Disposal	
6.8 Survey Crew	
6.9 Survey Monuments	
6.10 Job Trailer Site	
6.11 Construction Tolerances	
6.12 Surplus Excavated Material	
6.13 Sewer Line Inspection	
6.14 Pipe Order Notification	
6.15 Project Signs	
6.16 Liability Insurance	
6.17 Accidental Discovery	

Section 7 - Soils Report	44
--------------------------	----

Section 8 - Not Used	44
----------------------	----

Section 9 - Payment	44
---------------------	----

DETAILED SPECIFICATIONS

Section 10 - Mobilization	45
---------------------------	----

- 10.1 Description
- 10.2 Payment

Section 11 - Water Control	45-46
----------------------------	-------

- 11.1 Description
- 11.2 Water Control
- 11.3 Measurement and Payment

Section 12 - Traffic Control	46-48
------------------------------	-------

- 12.1 Description
- 12.2 Notification of Agencies
- 12.3 Public Convenience and Access
- 12.4 Construction Signs and Traffic Control Plans
- 12.5 Flaggers

TABLE OF CONTENTS - CONTD.

DETAILED SPECIFICATIONS contd.

	<u>Page</u>
12.6 Striping and Pavement Marking	
12.7 Payment	
Section 13 - Clearing and Miscellaneous Work	48-49
13.1 Description	
13.2 Clearing and Miscellaneous Work	
13.3 Payment	
Section 14 - Earthwork	49-53
14.1 Description	
14.2 General Excavation Requirements	
14.3 Excavation	
14.4 Asphalt Concrete Excavation	
14.5 General Backfill Requirements	
14.6 Testing	
14.7 Backfill	
14.8 Controlled Low Strength Material (CLSM)	
14.9 Filter Material	
14.10 Measurement	
14.11 Payment	
Section 15 - Trench Safety System	54-55
15.1 Description	
15.2 Trench Safety System	
15.3 Measurement and Payment	
Section 16 - Concrete Construction	55-59
16.1 Description	
16.2 General Requirements	
16.3 Material and Methods	
16.4 General Reinforcing Steel Requirements	
16.5 Consistency	
16.6 Placing	
16.7 Form Removal and Finish	
16.8 Curing	
16.9 Joints	
16.10 Class "A" Concrete, Minor Structures	
16.11 Class "B" Concrete, Miscellaneous	
16.12 Junction Structure No. 2	
16.13 45-Inch RCP Outlet Structure	
16.14 Manholes	
16.15 Measurement	
16.16 Payment	

TABLE OF CONTENTS - CONTD.

DETAILED SPECIFICATIONS contd.

	<u>Page</u>
Section 17 - Concrete Pipe	59-60
17.1 Description	
17.2 General Pipe Requirement	
17.3 Reinforced Concrete Pipe	
17.4 Pipe on Curves	
17.5 Video Inspection	
17.6 Measurement	
17.7 Payment	
 Section 18 - Not Used	 60
 Section 19 - Asphalt Concrete Construction	 60-63
19.1 Description	
19.2 Aggregate Base, Class 2	
19.3 Asphalt Concrete, Type "B"	
19.4 Temporary Resurfacing	
19.5 Measurement	
19.6 Payment	
 Section 20 - Fences and Gates	 63-64
20.1 Description	
20.2 6-Foot Chain Link Fence	
20.3 Temporary Fencing	
 Section 21 - Miscellaneous	 64-65
21.1 Description	
21.2 Miscellaneous Iron and Steel	
21.3 Remodel 4-Inch Vitrified Clay Pipe (VCP) House Connection	
21.4 Adjust Valve to Grade	
21.5 Measurement	
21.6 Payment	
 Section 22 through Section 25 – Not Used	 65
 Section 26 - Stonework	 65-66
26.1 Description	
26.2 General	
 Section 27 - Dust Abatement	 66
27.1 Description	
27.2 Dust Abatement	
27.3 Payment	

TABLE OF CONTENTS - CONTD.

DETAILED SPECIFICATIONS

	<u>Page</u>
Section 28 - Not Used	66
Section 29 - Stormwater and Non-Stormwater Pollution Control	66-74
29.1 Description	
29.2 General Requirements	
29.3 PPP Preparation and Approval	
29.4 PPP Amendments	
29.5 PPP Implementation	
29.6 Non-Stormwater Discharge or Dewatering	
29.7 Payment	
Section 30 through Section 32 – Not Used	74
Appendix "A" - South Coast Air Quality Management District Rule 403	75
Appendix "B" - Project Signs	76
Appendix "C" - Log of Soil Borings	77
Appendix "D" – Caltrans Encroachment Permit	78
Drawing No. 4-1009	Sheets 1 through 11

NOTICE TO CONTRACTORS

Riverside County Flood Control and Water Conservation District hereinafter called "District", invites sealed proposals for construction of:

**Homeland MDP Line 2, Stage 2**

**Project No. 4-0-00337-02**

**located in the unincorporated area of Homeland**

**Riverside County, California**

Specifications and Contract Documents may be examined at the District's office at 1995 Market Street, Riverside, California, and may be obtained upon payment to District of \$60.00 per set, received at the District's office and \$65.00 per set if mailed. The Specifications and Contract Documents are also offered on CD-ROM for \$10.00 received at the District's office and \$15.00 if mailed. No refund.

Each proposal must be accompanied by a certified or cashier's check or bid bond equal to ten percent (10%) of the amount bid, payable to the Riverside County Flood Control and Water Conservation District as a guarantee that the Contractor will, if awarded the contract, execute a satisfactory contract and furnish the required bonds and proof of insurance.

Proposals must be in accordance with the instructions and filed with District by **11:00 a.m. on Thursday, January 5, 2012** at the District office at the above address which time and place are fixed for the public opening of bids.

General prevailing rate per diem wages and general prevailing rate of per diem wages for holiday and overtime work, including employer payments for health and welfare, pension, vacation, apprentices and similar purposes for each craft, classification or type of workman needed for execution of contracts under the jurisdiction of District have been obtained by the Board of Supervisors of the District from the


Director of Industrial Relations of the State of California for the area where the work is to be done. The said determinations are on file in the principal office of the District, and will be made available to any interested person upon request.

Contractors submitting proposals for this project shall have an "A" Contractors license from the State of California in order to be considered eligible for the contract award.

Dated: December 6, 2011

RIVERSIDE COUNTY FLOOD CONTROL  
AND WATER CONSERVATION DISTRICT

KECIA HARPER-IHEM  
Clerk of the Board

BY   
Deputy

## INSTRUCTIONS TO BIDDERS

QUANTITIES: The amount of work to be done or materials to be furnished under the Contract as noted in the proposal, are but estimates and are not to be taken as an expressed or implied statement that the actual amount of work or materials will correspond to the estimate.

The right is reserved to increase or decrease or to entirely eliminate certain items from the work or materials if found desirable or expedient.

The Contractor will be allowed no claims for anticipated profits, loss of profits or for any damages of any sort because of any difference between the estimated and the actual amounts of work done, or materials furnished or used in the completed project.

The Contractor is cautioned against unbalancing of his bid by prorating his overhead into one or two items only when there are a number of items on the schedule. The overhead and indirect charges should be prorated on all items in schedule.

DISCREPANCIES AND OMISSIONS: Discrepancies, omissions, ambiguities, or requirements likely to cause disputes between trades and similar matters shall be promptly brought to the attention of the Engineer. When appropriate, Addenda will be issued by District. No communication by anyone as to such matters except by an Addendum affects the meaning or requirements of the Contract Documents.

WITHDRAWAL OF PROPOSALS: Any proposal may be withdrawn at any time prior to the hour fixed in the Notice to Contractors for the opening of proposals, provided that a request in writing, executed by the bidder or his duly authorized representative, for the withdrawal of such proposal, is filed with the Chief Engineer. The withdrawal of a proposal shall not prejudice the right of a bidder to file a new proposal.

AGREEMENT OF FIGURES: If the unit prices and the total amounts named by the bidder in the proposal do not agree, the unit prices alone will be considered as representing the bidder's intention.

INVALID PROPOSALS: Proposal submitted by telegraph or fax transmission and those which fail to reach the place fixed for opening of proposals prior to the date and hour set for opening same, will not be considered.

INSPECTION OF SITE: Bidders must examine the site and acquaint themselves with all conditions affecting the work.

Information derived from maps, plans or specifications, or from the Chief Engineer or his assistants, will not relieve the successful bidder from properly carrying out all the terms of the written contract.

By the submitting of a proposal, the bidder will be held to have personally examined the site and the drawings, to have carefully read the specifications and to have satisfied himself as to his ability to meet all the difficulties attending the execution of the proposed contract before the delivery of his proposal and agrees that if he is awarded the contract, he will make no claim against the Board of Supervisors based on ignorance or misunderstanding of the contract provisions.

QUALIFICATIONS OF BIDDERS: No proposal will be accepted from a contractor who is not licensed under laws of California, as evidenced by the submittal of the Statement of Licensure. No award will be made to any bidder who cannot give satisfactory assurance to the Board of Supervisors as to his own ability to carry out the contract, both from his financial standing and by reason of his previous experience as a contractor on work of the nature contemplated in the contract. The bidder is required to submit his record of work of similar nature to that proposed under these specifications, and unfamiliarity with the type of work may be sufficient cause for rejection of a proposal.

A bid shall be rejected and a bidder shall be disqualified to bid on a District project if the bidder or any officer, manager, partner or shareholder of the bidder within the eighteen month period prior to the bid date shall have been an officer or employee of the District.

PROPOSAL FORMS: Attention of all bidders is called to the proposal affidavit forms attached hereto and bidders are cautioned that all proposals submitted must be accompanied by the proper affidavit, properly executed. Proposals will be made on forms furnished by District.

REJECTION OF PROPOSALS CONTAINING ALTERATIONS, ERASURES OR IRREGULARITIES: Proposals may be rejected if they show any alterations of form, additions not called for, conditional proposals, incomplete proposals, erasures or irregularities of any kind. Erasures or interlineations in the proposal must be explained or noted over the signature of the bidder.

PUBLIC OPENING OF PROPOSALS: Proposals will be opened and read publicly at the time and place indicated in the Notice to Contractors. Bidders or their authorized agents are invited to be present.

DISQUALIFICATION OF BIDDERS: More than one proposal from an individual, a firm or partnership, a corporation or an association under the same or different names will not be considered. Reasonable ground for believing that any bidder is interested in more than one proposal for the work contemplated will cause the rejection of all proposals in which such bidder is interested. If there is any reason for believing that collusion exists among the bidders, none of the participants in such collusion will be considered in awarding the contract. Proposals in which the prices obviously are unbalanced may be rejected.

ADDENDA: District reserves the right to issue Addenda to the Contract Documents at any time prior to the time set to open bids. Each potential bidder shall leave with the District its name and address for the purpose of receiving Addenda. District will cause copies of Addenda to be mailed or delivered to such names at such addresses. To be considered, a Contractor's proposal must list and take into account all issued Addenda.

AWARD OF CONTRACT: The right is reserved to reject any and all proposals and to waive technical defects as the best interests of the District may require.

The award of the Contract, if it be awarded, will be to the lowest responsible bidder whose proposal complies with the requirements prescribed. The award, if made, will be made within sixty (60) days after the opening of the proposals.

All proposals will be compared on the basis of the Engineer's estimate of the quantities of work to be done.



RETURN OF PROPOSAL GUARANTEES: Within ten (10) days after the award of the contract, the Clerk will return the proposal guarantees accompanying such of the proposals as are not considered in making the award. All other proposal guarantees will be held until the contract has been fully executed, after which they will be returned to the respective bidders whose proposal they accompany.

CONTRACT BONDS: The Contractor shall furnish two (2) surety bonds in duplicate, one as a security for the faithful performance of the contract in the amount equal to one hundred percent (100%) of the contract price, and one as security for the payment of all persons performing labor and furnishing materials in connection with the contract in an amount equal to one hundred percent (100%) of the contract price. All bonds must be submitted on forms provided by the District. Bonds submitted in any other form will not be accepted.

SUBLETTING AND SUBCONTRACTING: Bidders are required, pursuant to the Subletting and Subcontracting Fair Practices Act (commencing with Section 4100 of the Public Contract Code) to list in their proposal the name and location of place of business of each subcontractor who will perform work or labor or render services in or about the construction of the work or improvement or a subcontractor who specially fabricates and installs a portion of the work or improvement according to detailed drawings contained in the Plans and Specifications, in excess of one-half ( $\frac{1}{2}$ ) of one percent (1%) of the prime Contractor's total bid. Failure to list a subcontractor for a portion of the work means that the prime contractor will do that portion of the work.

CONTRACTOR'S PROPOSAL

TO THE BOARD OF SUPERVISORS OF THE RIVERSIDE COUNTY FLOOD CONTROL AND WATER CONSERVATION DISTRICT:

The undersigned hereby declare:

(a) That the only persons or parties interested in this proposal as principals are the following:

Name of Company (and dba if applicable): O' DUFFY BROS. Inc.  
President JAMES T. DUFFY      Secretary NICHOLAS D. DUFFY  
Treasurer JEFF A. CARRILLO      Manager PATRICK L. DUFFY

(If the Contractor is a corporation, give the name of the corporation and the name of its president, secretary, treasurer, and manager. If a copartnership, give the name under which the copartnership does business, and the names and addresses of all copartners. If an individual, state the name and address under which the contract is to be drawn.)

(b) That this proposal is made without collusion with any other person, firm or corporation.

(c) That he has carefully examined the location of the proposed work, and has familiarized himself with all of the physical and climatic conditions, and makes his proposal solely upon his own knowledge.

(d) That he has carefully examined the attached specifications as referred to, and the plans, and makes this proposal in accordance therewith.

(e) That, if this proposal is accepted, he will enter into a written contract with the Riverside County Flood Control and Water Conservation District, Riverside, State of California.

(f) That he proposes to enter into such contract and to accept in full payment for the work actually done thereunder the prices shown in the attached schedule. It is understood and agreed that the quantities set forth are but estimates, and that the unit prices will apply to the actual quantities whatever they may be.

Accompanying this proposal is a certified or cashier's check or bid bond payable to the order of the Riverside County Flood Control and Water Conservation District, Riverside, California, in the sum of 10% of the Amount of the Contractors Proposal Dollars (\$ \_\_\_\_\_)

It is understood and agreed that should the Contractor within ten (10) days after the prescribed forms are presented to him for signature fail to return the contract and furnish acceptable surety bond and insurance, then, at the discretion of the District, the proceeds of said check shall become the property of the District, the Contractor shall be found in default and the project may be awarded to another contractor. The bid bond or check shall be held subject to payment to the District of the difference in money between the amount of the contract with another party to perform the work, together with the cost to the District of redrafting, redrawing and publishing documents and papers necessary to obtain new bids on said work. The bid bond or check shall, in addition, be held subject to all other actual damages suffered by the District. But if the contract is entered into and said bonds and insurance are furnished, or if the proposal is not accepted, then the said check shall be returned to the undersigned.

RECEIVED  
JAN 05 2012  
10:54 a.m.  
RIVERSIDE COUNTY FLOOD CONTROL  
AND WATER CONSERVATION DISTRICT

PROPOSAL

For the Construction of **Homeland MDP Line 2, Stage 2**, located in the unincorporated area of Homeland, Riverside County, consisting of the following estimated quantities:

SECT. NO.	ITEM NO.	ITEM OF WORK	UNIT	QUANTITY	UNIT COST	TOTAL COST
10	1.	Mobilization	L.S.	---	---	10,000.00
11	2.	Water Control	L.S.	---	---	1,500.00
12	3.	Traffic Control	L.S.	---	---	3,000.00
13	4.	Clearing and Miscellaneous Work	L.S.	---	---	7,500.00
14	5.	Excavation	C.Y.	973	15.00	14,595.00
14	6.	Asphalt Concrete Excavation	C.Y.	46	325.00	14,950.00
14	7.	Backfill	C.Y.	76	20.00	1,520.00
14	8.	Controlled Low Strength Material (CLSM)	C.Y.	216	75.00	16,200.00
14	9.	Filter Material	C.Y.	90	24.00	2,160.00
15	10.	Trench Safety System	L.S.	---	---	4,500.00
16	11.	Class "A" Concrete, Minor Structures	C.Y.	33	625.00	20,625.00
16	12.	Class "B" Concrete, Miscellaneous	C.Y.	12	500.00	6,000.00
16	13.	Junction Structure No. 2	EACH	4	850.00	3,400.00
16	14.	42-Inch RCP Outlet Structure	L.S.	---	---	8,000.00
16	15.	Manhole No. 2	EACH	1	3,500.00	3,500.00
16	16.	Manhole No. 4	EACH	1	4,000.00	4,000.00
17	17.	18" RCP, Class IV	L.F.	76	75.00	5,700.00
17	18.	24" RCP, Class IV	L.F.	56	90.00	5,040.00
17	19.	42" RCP, 1500D	L.F.	609	105.00	63,945.00
19	20.	Aggregate Base, Class 2	C.Y.	199	35.00	6,965.00
19	21.	Asphalt Concrete, Type "B"	TONS	179	105.00	18,795.00

PROPOSAL contd.

SECT. NO.	ITEM NO.	ITEM OF WORK	UNIT	QUANTITY	UNIT COST	TOTAL COST
19	22.	Temporary Resurfacing	TONS	37	100.00	- 3,700.00
21	23.	Miscellaneous Iron and Steel	LBS.	2,888	1.50	- 4,332.00
21	24.	Remodel 4-Inch Vitrified Clay Pipe (VCP) House Connection	L.F.	78	50.00	- 3,900.00
21	25.	Adjust Valve to Grade	EACH	1	200.00	- 200.00
27	26.	Dust Abatement	L.S.	---	---	2,500.00
29	27.	Stormwater and Non-Stormwater Pollution Control	L.S.	---	---	5,000.00
29	28.	Non-Stormwater Discharge or Dewatering	L.S.	---	---	100.00
<b>TOTAL</b>						<b>241,677.00</b>

O'DUFFY BROS, INC.

Name of Company

29254 DUFFY ST.

Address


ROMOLAND CA. 92585

City, State, Zip

(951) 928-0992 951 928-9997

Telephone Number

Fax Number



Signature of Contractor


330902694

S.S.N. or E.I.N.

776934 A, B, C-8

Contractor's License No. and Classification

**ADDENDUM NO. 1 ACKNOWLEDGED**



LIST OF SUBCONTRACTORS

Contractor O'DUFFY BROS, INC.

Homeland MDP Line 2, Stage 2  
Project No. 4-0-00337-02

Give the name and the location of the place of business of each Subcontractor who will perform work or labor or render service to the General Contractor in or about the construction of the work or improvement, or a Subcontractor who specially fabricates and installs a portion of the work or improvement, in an amount in excess of one-half (1/2) of one percent (1%) of the General Contractor's total bid. List the bid item numbers of the work each subcontractor will do. If a portion of an item is to be subcontracted, show what percentage of that item is to be subcontracted.

Item No. (s) 6, 21  
Name of Subcontractor ALL AMERICAN Asphalt  
Address/City/Phone 400 E. 6<sup>th</sup> Street (951) 736-7625  
License No. 267073A

Item No. (s) \_\_\_\_\_  
Name of Subcontractor \_\_\_\_\_  
Address/City/Phone \_\_\_\_\_  
License No. \_\_\_\_\_

Item No. (s) \_\_\_\_\_  
Name of Subcontractor \_\_\_\_\_  
Address/City/Phone \_\_\_\_\_  
License No. \_\_\_\_\_

Item No. (s) \_\_\_\_\_  
Name of Subcontractor \_\_\_\_\_  
Address/City/Phone \_\_\_\_\_  
License No. \_\_\_\_\_

Item No. (s) \_\_\_\_\_  
Name of Subcontractor \_\_\_\_\_  
Address/City/Phone \_\_\_\_\_  
License No. \_\_\_\_\_

EXPERIENCE STATEMENT

Bidder submits, as part of his bid, the following statements as to his experience qualifications. Bidder certifies that all statements and information set forth below are true and accurate. Bidder hereby authorizes the District to make inquiry as appropriate regarding his experience.

Bidder has been engaged in the contracting business under this present business name for 12 years.

Bidder's experience in work of a nature similar in type and magnitude to that set forth in the Specification extends over a period of 20 years.

Within the last three years, Bidder has satisfactorily completed the following contracts covering work similar in type and magnitude to that set forth in these Specifications for the following owners (name person, firms, or authorities):

Name and Address of Owner/Agency	Representative and Telephone	Type of Work, Year Completed and Dollar Amount
<u>Jerry P. Boyesen</u> <u>440 Western Ave. Suite 202</u> <u>Glendale, Ca.</u>	<u>Robert Gibson</u> <u>(818) 550-8411</u>	<u>Curb, gutter, Sidewalk, Paving, Vaults,</u> <u>Pipeline 8-10-2011</u> <u>370,000.00</u>
<u>Andrew Varos</u> <u>1200 N. El Camino Real</u> <u>San Clemente, Ca.</u>	<u>Andrew Varos</u> <u>(949) 637-6352</u>	<u>A.D.A. Improvements, Sidewalk,</u> <u>Paving, Trash enclosures</u> <u>12-29-2010</u> <u>115,000.00</u>
<u>Riverside County Flood Control</u> <u>1995 Market Street</u> <u>Riverside, Ca.</u>	<u>Henry Olivo</u> <u>(951) 955-1288</u>	<u>Curb, gutter, Concrete Structures</u> <u>10-28-2011</u> <u>90,000.00</u>

STATEMENT OF LICENSURE

Pursuant to California Public Contract Code §3300, the undersigned does certify as follows:

1. That the pocket license/certificate of licensure I have presented to owner as of this date is my own license, being State of California, Contractors License No. 776937; and
2. That said Contractors License is current and valid; and
3. That said Contractors License is of a classification appropriate to the work to be undertaken for owner, a Class A license.

I declare under penalty of perjury under the laws of the State of California that the foregoing is true and correct.

DATED: 12-30-11

*James S. [Signature]*  
Signature

President  
Title

STATE OF CALIFORNIA ) §  
COUNTY OF RIVERSIDE )

On this the \_\_\_\_\_ day of \_\_\_\_\_, 20\_\_\_\_, before me

\_\_\_\_\_  
the undersigned Notary Public, personally appeared

personally known to me

proved to me on the basis of satisfactory evidence to be the person(s) whose name(s) is/are subscribed to the within instrument, and acknowledged that he/she executed it.

WITNESS my hand and official seal.

\_\_\_\_\_  
Notary's Signature

# CALIFORNIA ALL-PURPOSE ACKNOWLEDGMENT

State of California

County of Riverside

On December 30, 2011 before me, Stephanie D. Montague, Notary Public  
Date Here Insert Name and Title of the Officer

personally appeared James T. Duffy  
Name(s) of Signer(s)

who proved to me on the basis of satisfactory evidence to be the person(s) whose name(s) is/are subscribed to the within instrument and acknowledged to me that he/she/they executed the same in his/her/their authorized capacity(ies), and that by his/her/their signature(s) on the instrument the person(s), or the entity upon behalf of which the person(s) acted, executed the instrument.



I certify under PENALTY OF PERJURY under the laws of the State of California that the foregoing paragraph is true and correct.

WITNESS my hand and official seal.

Signature [Handwritten Signature]  
Signature of Notary Public

Place Notary Seal Above

## OPTIONAL

*Though the information below is not required by law, it may prove valuable to persons relying on the document and could prevent fraudulent removal and reattachment of this form to another document.*

### Description of Attached Document

Title or Type of Document: \_\_\_\_\_

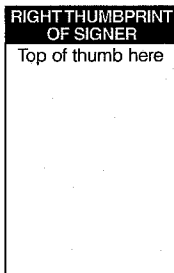
Document Date: \_\_\_\_\_ Number of Pages: \_\_\_\_\_

Signer(s) Other Than Named Above: \_\_\_\_\_

### Capacity(ies) Claimed by Signer(s)

Signer's Name: \_\_\_\_\_


- Individual
- Corporate Officer — Title(s): \_\_\_\_\_
- Partner —  Limited  General
- Attorney in Fact
- Trustee
- Guardian or Conservator
- Other: \_\_\_\_\_



Signer Is Representing: \_\_\_\_\_

Signer's Name: \_\_\_\_\_

- Individual
- Corporate Officer — Title(s): \_\_\_\_\_
- Partner —  Limited  General
- Attorney in Fact
- Trustee
- Guardian or Conservator
- Other: \_\_\_\_\_



Signer Is Representing: \_\_\_\_\_



AFFIDAVIT FOR INDIVIDUAL CONTRACTORS

STATE OF CALIFORNIA ) §  
COUNTY OF RIVERSIDE )

\_\_\_\_\_, being first duly sworn, deposes and says:

That he or she is the party making the foregoing proposal or bid; that the bid is not made in the interest of, or on behalf of, any undisclosed person, partnership, company, association, organization, or corporation; that the bid is genuine and not collusive or sham; that the bidder has not directly or indirectly induced or solicited any other bidder to put in a false or sham bid, and has not directly or indirectly colluded, conspired, connived, or agreed with any bidder or anyone else to put in a sham bid, or that anyone shall refrain from bidding; that the bidder has not in any manner, directly or indirectly, sought by agreement, communication, or conference with anyone to fix the bid price of the bidder or any other bidder, or to fix any overhead, profit, or cost element of the bid price, or of that of any other bidder, or to secure any advantage against the Riverside County Flood Control and Water Conservation District or anyone interested in the proposed contract; that all statements contained in the bid are true; and, further, that the bidder has not, directly or indirectly, submitted his or her bid price or any breakdown thereof, or the contents thereof, or divulged information or data relative thereto, or paid, and will not pay, any fee to any corporation, partnership, company association, organization, bid depository, or to any member or agent thereof to effectuate a collusive or sham bid.

\_\_\_\_\_  
His or Her signature

Subscribed and sworn to before me

this \_\_\_\_\_ day of \_\_\_\_\_, 20\_\_\_\_.

\_\_\_\_\_  
Signature and stamp of Notary  
administering oath

AFFIDAVIT FOR JOINT VENTURE OR COPARTNERSHIP CONTRACTOR

STATE OF CALIFORNIA ) §  
COUNTY OF RIVERSIDE )

\_\_\_\_\_, being first duly sworn, deposes and says:

That he or she is a member of the joint venture or copartnership firm designated as

\_\_\_\_\_  
which is the party making the foregoing proposal or bid; that the bid is not made in the interest of, or on behalf of, any undisclosed person, partnership, company, association, organization, or corporation; that the bid is genuine and not collusive or sham; that the bidder has not directly or indirectly induced or solicited any other bidder to put in a false or sham bid, and has not directly or indirectly colluded, conspired, connived, or agreed with any bidder or anyone else to put in a sham bid, or that anyone shall refrain from bidding; that the bidder has not in any manner, directly or indirectly, sought by agreement, communication, or conference with anyone to fix the bid price of the bidder or any other bidder, or to fix any overhead, profit, or cost element of the bid price, or of that of any other bidder, or to secure any advantage against the Riverside County Flood Control and Water Conservation District or anyone interested in the proposed contract; that all statements contained in the bid are true; and, further, that the bidder has not, directly or indirectly, submitted his or her bid price or any breakdown thereof, or the contents thereof, or divulged information or data relative thereto, or paid, and will not pay, any fee to any corporation, partnership, company association, organization, bid depository, or to any member or agent thereof to effectuate a collusive or sham bid.

That he has been and is duly vested with authority to make and sign instruments for the joint venture or copartnership by

\_\_\_\_\_  
\_\_\_\_\_  
who constitute the other members of the joint venture or copartnership.

\_\_\_\_\_  
His or Her signature

Subscribed and sworn to before me

this \_\_\_\_\_ day of \_\_\_\_\_, 20\_\_\_\_

\_\_\_\_\_  
Signature and stamp of Notary  
administering oath

AFFIDAVIT FOR CORPORATE CONTRACTOR

STATE OF CALIFORNIA ) §  
COUNTY OF RIVERSIDE )

James T Duffy, being first duly sworn, deposes and says:

That he or she is President  
of J T DUFFY BROS

a corporation which is the party making the foregoing proposal or bid; that the bid is not made in the interest of, or on behalf of, any undisclosed person, partnership, company, association, organization, or corporation; that the bid is genuine and not collusive or sham; that the bidder has not directly or indirectly induced or solicited any other bidder to put in a false or sham bid, and has not directly or indirectly colluded, conspired, connived, or agreed with any bidder or anyone else to put in a sham bid, or that anyone shall refrain from bidding; that the bidder has not in any manner, directly or indirectly, sought by agreement, communication, or conference with anyone to fix the bid price of the bidder or any other bidder, or to fix any overhead, profit, or cost element of the bid price, or of that of any other bidder, or to secure any advantage against the Riverside County Flood Control and Water Conservation District or anyone interested in the proposed contract; that all statements contained in the bid are true; and, further, that the bidder has not, directly or indirectly, submitted his or her bid price or any breakdown thereof, or the contents thereof, or divulged information or data relative thereto, or paid, and will not pay, any fee to any corporation, partnership, company association, organization, bid depository, or to any member or agent thereof to effectuate a collusive or sham bid.

James T Duffy  
His or Her signature

Subscribed and sworn to before me this 30 day of Dec, 2011.

\_\_\_\_\_  
Signature and stamp of Notary administering oath


**JURAT**

State of California  
County of Riverside } ss.

Subscribed and sworn to (or affirmed) before me on this 30th day of  
December, 2011, by James T. Duffy,  
proved to me on the basis of satisfactory evidence to be the person(s) who appeared  
before me.



(seal)

  
Signature of Notary Stephanie D. Montague


**OPTIONAL INFORMATION**

Date of Document \_\_\_\_\_ Thumbprint of Signer

Type or Title of Document \_\_\_\_\_

Number of Pages in Document \_\_\_\_\_

Document in a Foreign Language \_\_\_\_\_



Type of Satisfactory Evidence:  
 Personally Known with Paper Identification  
 Paper Identification  
 Credible Witness(es)

Capacity of Signer:  
 Trustee  
 Power of Attorney  
 CEO / CFO / COO  
 President / Vice-President / Secretary / Treasurer  
 Other: \_\_\_\_\_

Check here if  
no thumbprint  
or fingerprint  
is available.

Other Information: \_\_\_\_\_  
\_\_\_\_\_

BID BOND

Recitals:

1. O'Duffy Bros., Inc. (Contractor), has submitted its Contractor's Proposal to the Riverside County Flood Control and Water Conservation District, (District), for the construction of public work for **Homeland MDP Line 2, Stage 2** in accordance with a Notice to Contractors dated December 6, 2011.

2. Developers Surety and Indemnity Company a Iowa corporation, hereafter called (Surety), is the surety on this Bond.

Agreement: We, Contractor as principal and Surety as surety, jointly and severally agree and state as follows:

1. The amount of the obligation of this Bond is 10% of the amount of the Contractor's Proposal and inures to the benefit of District.

2. This Bond is exonerated by (1) District rejecting said Proposal or, in the alternate, (2) if said Proposal is accepted, Contractor executes the Agreement and furnishes the Bonds and Insurance as agreed to in its Proposal, otherwise it remains in full force and effect for the recovery of loss, damage and expense of District resulting from failure of Contractor to act as agreed to in its Proposal. Some types of possible loss, damage and expense are specified in the Contractor's Proposal.

3. Surety for value received, stipulates and agrees that its obligations hereunder shall in no way be impaired or affected by any extension of time within which District may accept the Proposal and waives notice of any such extension.

4. This Bond is binding on our heirs, executors, administrators, successors and assigns.

Dated: December 30, 2011

Developers Surety and Indemnity Company

By 

Julia B. Gladding  
(Printed Name)

Title Attorney-In-Fact  
(Surety)

O'Duffy Bros., Inc.

By 

JAMES T DUFFY  
(Printed Name)

Title RMO  
(Contractor)

**NOTARY ACKNOWLEDGEMENT REQUIRED FOR EACH SIGNATURE PLEASE ATTACH SEPARATE FORM**

**NOTARY ACKNOWLEDGEMENT REQUIRED FOR EACH SIGNATURE PLEASE ATTACH SEPARATE FORM**

POWER OF ATTORNEY FOR  
DEVELOPERS SURETY AND INDEMNITY COMPANY  
INDEMNITY COMPANY OF CALIFORNIA  
PO Box 19725, IRVINE, CA 92623 (949) 263-3300

KNOW ALL BY THESE PRESENTS that except as expressly limited, DEVELOPERS SURETY AND INDEMNITY COMPANY and INDEMNITY COMPANY OF CALIFORNIA, do each hereby make, constitute and appoint:

\*\*\*Kenneth A. Coate, Julia B. Gladding, jointly or severally\*\*\*

as their true and lawful Attorney(s)-in-Fact, to make, execute, deliver and acknowledge, for and on behalf of said corporations, as sureties, bonds, undertakings and contracts of suretyship giving and granting unto said Attorney(s)-in-Fact full power and authority to do and to perform every act necessary, requisite or proper to be done in connection therewith as each of said corporations could do, but reserving to each of said corporations full power of substitution and revocation, and all of the acts of said Attorney(s)-in-Fact, pursuant to these presents, are hereby ratified and confirmed.

This Power of Attorney is granted and is signed by facsimile under and by authority of the following resolutions adopted by the respective Boards of Directors of DEVELOPERS SURETY AND INDEMNITY COMPANY and INDEMNITY COMPANY OF CALIFORNIA, effective as of January 1st, 2008.


RESOLVED, that a combination of any two of the Chairmen of the Board, the President, Executive Vice-President, Senior Vice-President or any Vice-President of the corporations be, and that each of them hereby is, authorized to execute this Power of Attorney, qualifying the attorney(s) named in the Power of Attorney to execute, on behalf of the corporations, bonds, undertakings and contracts of suretyship; and that the Secretary or any Assistant Secretary of either of the corporations be, and each of them hereby is, authorized to attest the execution of any such Power of Attorney;

RESOLVED, FURTHER, that the signatures of such officers may be affixed to any such Power of Attorney or to any certificate relating thereto by facsimile, and any such Power of Attorney or certificate bearing such facsimile signatures shall be valid and binding upon the corporations when so affixed and in the future with respect to any bond, undertaking or contract of suretyship to which it is attached.

IN WITNESS WHEREOF, DEVELOPERS SURETY AND INDEMNITY COMPANY and INDEMNITY COMPANY OF CALIFORNIA have severally caused these presents to be signed by their respective officers and attested by their respective Secretary or Assistant Secretary this January 1st, 2008.

By: [Signature]  
Daniel Young, Vice-President

By: [Signature]  
Stephen T. Pate, Senior Vice-President




State of California  
County of Orange

On August 13th, 2008 before me, \_\_\_\_\_  
Date

Jenny TT Nguyen, Notary Public

Here Insert Name and Title of the Officer

personally appeared Daniel Young and Stephen T. Pate  
Name(s) of Signer(s)



Place Notary Seal Above

who proved to me on the basis of satisfactory evidence to be the person(s) whose name(s) is/are subscribed to the within instrument and acknowledged to me that he/she/they executed the same in his/her/their authorized capacity(ies), and that by his/her/their signature(s) on the instrument the person(s), or the entity upon behalf of which the person(s) acted, executed the instrument.

I certify under PENALTY OF PERJURY under the laws of the State of California that the foregoing paragraph is true and correct.

WITNESS my hand and official seal.

Signature \_\_\_\_\_

[Signature]  
Jenny TT Nguyen, Notary Public

CERTIFICATE

The undersigned, as Secretary or Assistant Secretary of DEVELOPERS SURETY AND INDEMNITY COMPANY or INDEMNITY COMPANY OF CALIFORNIA, does hereby certify that the foregoing Power of Attorney remains in full force and has not been revoked and, furthermore, that the provisions of the resolutions of the respective Boards of Directors of said corporations set forth in the Power of Attorney are in force as of the date of this Certificate.

This Certificate is executed in the City of Irvine, California, this DEC 30 day of 2011

By: [Signature]  
Gregg Okura, Assistant Secretary

**CALIFORNIA ALL-PURPOSE ACKNOWLEDGMENT**

CIVIL CODE § 1189

State of California }  
County of Riverside }

On DEC 30 2011 before me, Stephanie D. Montague, Notary Public  
Date Here Insert Name and Title of the Officer

personally appeared Julia B. Gladding  
Name(s) of Signer(s)



who proved to me on the basis of satisfactory evidence to be the person~~(s)~~ whose name~~(s)~~ is/~~are~~ subscribed to the within instrument and acknowledged to me that ~~he/she/they~~ executed the same in ~~his/her/their~~ authorized capacity~~(ies)~~, and that by ~~his/her/their~~ signature~~(s)~~ on the instrument the person~~(s)~~, or the entity upon behalf of which the person~~(s)~~ acted, executed the instrument.

I certify under PENALTY OF PERJURY under the laws of the State of California that the foregoing paragraph is true and correct.

WITNESS my hand and official seal.

Signature: [Handwritten Signature]  
Signature of Notary Public

Place Notary Seal Above

**OPTIONAL**

*Though the information below is not required by law, it may prove valuable to persons relying on the document and could prevent fraudulent removal and reattachment of this form to another document.*

**Description of Attached Document**

Title or Type of Document: \_\_\_\_\_

Document Date: \_\_\_\_\_ Number of Pages: \_\_\_\_\_

Signer(s) Other Than Named Above: \_\_\_\_\_

**Capacity(ies) Claimed by Signer(s)**

Signer's Name: \_\_\_\_\_

- Corporate Officer — Title(s): \_\_\_\_\_
- Individual
- Partner —  Limited  General
- Attorney in Fact
- Trustee
- Guardian or Conservator
- Other: \_\_\_\_\_

RIGHT THUMBPRINT OF SIGNER  
Top of thumb here

Signer Is Representing: \_\_\_\_\_

Signer's Name: \_\_\_\_\_

- Corporate Officer — Title(s): \_\_\_\_\_
- Individual
- Partner —  Limited  General
- Attorney in Fact
- Trustee
- Guardian or Conservator
- Other: \_\_\_\_\_

RIGHT THUMBPRINT OF SIGNER  
Top of thumb here

Signer Is Representing: \_\_\_\_\_

# CALIFORNIA ALL-PURPOSE ACKNOWLEDGMENT

State of California

County of Riverside

On December 30, 2011 before me, Stephanie D. Montague, Notary Public  
Date Here Insert Name and Title of the Officer

personally appeared James T. Duffy  
Name(s) of Signer(s)

who proved to me on the basis of satisfactory evidence to be the person(s) whose name(s) is/are subscribed to the within instrument and acknowledged to me that he/she/they executed the same in his/her/their authorized capacity(ies), and that by his/her/their signature(s) on the instrument the person(s), or the entity upon behalf of which the person(s) acted, executed the instrument.



I certify under PENALTY OF PERJURY under the laws of the State of California that the foregoing paragraph is true and correct.

WITNESS my hand and official seal

Signature [Handwritten Signature]  
Signature of Notary Public

Place Notary Seal Above

## OPTIONAL

*Though the information below is not required by law, it may prove valuable to persons relying on the document and could prevent fraudulent removal and reattachment of this form to another document.*

### Description of Attached Document

Title or Type of Document: \_\_\_\_\_


Document Date: \_\_\_\_\_ Number of Pages: \_\_\_\_\_

Signer(s) Other Than Named Above: none

### Capacity(ies) Claimed by Signer(s)

Signer's Name: James T. Duffy

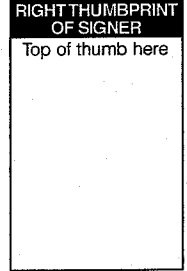
- Individual
- Corporate Officer — Title(s): \_\_\_\_\_
- Partner —  Limited  General
- Attorney in Fact
- Trustee
- Guardian or Conservator
- Other: \_\_\_\_\_



Signer Is Representing: \_\_\_\_\_

Signer's Name: \_\_\_\_\_

- Individual
- Corporate Officer — Title(s): \_\_\_\_\_
- Partner —  Limited  General
- Attorney in Fact
- Trustee
- Guardian or Conservator
- Other: \_\_\_\_\_



Signer Is Representing: \_\_\_\_\_



## AGREEMENT

THIS AGREEMENT is made as of February 28, 2012 and is between RIVERSIDE COUNTY FLOOD CONTROL AND WATER CONSERVATION DISTRICT (District) and O'DUFFY BROS., INC. (Contractor).

IT IS AGREED BY THE PARTIES AS FOLLOWS:

1. The Work. Contractor shall furnish all tools, equipment, apparatus, facilities, labor and material necessary to perform the work for **Project No. 4-0-00337-02, Homeland MDP Line 2, Stage 2** of District, in exact conformity with the Contract Documents (identified below) for the Project, subject to such inspection as District deems appropriate and pursuant to orders and instructions, drawings, etc., issued by District in accordance with the Contract Documents.

2. Contract Documents. The Contract Documents for **Project No. 4-0-00337-02, Homeland MDP Line 2, Stage 2** of District are: (a) Notice to Contractors; (b) Instructions To Bidders; (c) Contractor's Proposal; (d) Agreement; (e) General Provisions; (f) Special Provisions; (g) Detailed Specifications; (h) Plans; (i) Bid Bond; (j) Performance Bond; (k) Payment Bond; (l) Appendices and any other documents included in or incorporated into the contract documents; (m) Orders, Instructions, Drawings and Plans issued by District during the course of the work in accordance with the provisions of the Contract Documents.

Each of the above-mentioned documents presently in existence are by this reference incorporated herein and each of said documents not now in existence are incorporated herein as of the time of their issuance.

The Bid Bond is exonerated upon execution and delivery to District in a form satisfactory to District, of the following, duly executed by Contractor and also by its Surety as to the Bonds, Agreement, Certificate of Insurance, Payment Bond, and Performance Bond.

3. Bonds - Insurance. Prior to commencement of the work, Contractor must deliver to District and District must approve, a fully executed Performance Bond in the amount of 100% of the estimated contract price, a fully executed Payment Bond in the amount of 100% of the estimated contract price, and fully executed certificates of insurance evidencing the existence of the insurance required by Subsection 8.02 of the General Provisions. The Payment Bond and Performance Bond must be on forms furnished by District.

Should any surety on the Payment Bond or Performance Bond be deemed unsatisfactory by the Board of Supervisors of District, Contractor shall upon notice promptly substitute new Bonds in form satisfactory to District.

4. Contract Price - Payment. Attached hereto, marked Exhibit A and by this reference made a part hereof, is provision for the Contract Price and its payment.

RIVERSIDE COUNTY FLOOD CONTROL  
AND WATER CONSERVATION DISTRICT

By Marion Ashley  
Chairman of its Board of Supervisors  
MARION ASHLEY

ATTEST:

KECIA HARPER-IHEM  
Clerk of the Board

By Karla Dayton  
Deputy

(Seal)

FOR APPROVED COUNTY COUNSEL  
BY Neal R. Kipnis 2/28/12  
NEAL R. KIPNIS DATE

O'DUFFY BROS INC  
Contractor

By James T. Duffy

Title CEO

(If corporation affix corporate seal)




EXHIBIT A

(To Agreement for Riverside County Flood Control and Water Conservation District's Project No. 4-0-00337-02, Homeland MDP Line 2, Stage 2, located in the unincorporated area of Homeland, Riverside County, California.)

Contract Price - Payment - District shall pay Contractor the following sums for the items set forth below in accordance with Contractor's Proposal as accepted by District, which sums shall be paid as provided in the General Provisions and subject to additions and deductions as provided in the Contract Documents.

It is understood that the quantities listed, except for those shown as "Final" or "Lump Sum" are but estimates only and final payment will be based on actual work performed, subject to such adjustments and alterations as elsewhere provided.

ITEM NO.	ITEM OF WORK	UNIT	QUANTITY	UNIT COST	TOTAL COST
1.	Mobilization	L.S.	---	---	\$10,000.00
2.	Water Control	L.S.	---	---	1,500.00
3.	Traffic Control	L.S.	---	---	3,000.00
4.	Clearing and Miscellaneous Work	L.S.	---	---	7,500.00
5.	Excavation	C.Y.	973	\$15.00	14,595.00
6.	Asphalt Concrete Excavation	C.Y.	46	\$325.00	14,950.00
7.	Backfill	C.Y.	76	\$20.00	1,520.00
8.	Controlled Low Strength Material (CLSM)	C.Y.	216	\$75.00	16,200.00
9.	Filter Material	C.Y.	90	\$24.00	2,160.00
10.	Trench Safety System	L.S.	---	---	4,500.00
11.	Class "A" Concrete, Minor Structures	C.Y.	33	\$625.00	20,625.00
12.	Class "B" Concrete, Miscellaneous	C.Y.	12	\$500.00	6,000.00
13.	Junction Structure No. 2	EACH	4	\$850.00	3,400.00
14.	42-Inch RCP Outlet Structure	L.S.	---	---	8,000.00
15.	Manhole No. 2	EACH	1	\$3,500.00	3,500.00

EXHIBIT contd.

ITEM NO.	ITEM OF WORK	UNIT	QUANTITY	UNIT COST	TOTAL COST
16.	Manhole No. 4	EACH	1	\$4,000.00	4,000.00
17.	18" RCP, Class IV	L.F.	76	\$75.00	5,700.00
18.	24" RCP, Class IV	L.F.	56	\$90.00	5,040.00
19.	42" RCP, 1500D	L.F.	609	\$105.00	63,945.00
20.	Aggregate Base, Class 2	C.Y.	199	\$35.00	6,965.00
21.	Asphalt Concrete, Type "B"	TONS	179	\$105.00	18,795.00
22.	Temporary Resurfacing	TONS	37	\$100.00	3,700.00
23.	Miscellaneous Iron and Steel	LBS.	2,888	\$1.50	4,332.00
24.	Remodel 4-Inch Vitriified Clay Pipe (VCP) House Connection	L.F.	78	\$50.00	3,900.00
25.	Adjust Valve to Grade	EACH	1	\$200.00	200.00
26.	Dust Abatement	L.S.	---	---	2,500.00
27.	Stormwater and Non-Stormwater Pollution Control	L.S.	---	---	5,000.00
28.	Non-Stormwater Discharge or Dewatering	L.S.	---	---	100.00
				TOTAL	\$241,627.00

ORIGINAL

ISSUED IN FOUR ORIGINAL COUNTERPARTS  
COUNTERPART NO. 1 OF 4

BOND NO. 801496P  
PREMIUM: \$4,625.00

PERFORMANCE BOND

THE PREMIUM IS PREDICATED ON  
THE FINAL CONTRACT PRICE AND  
IS SUBJECT TO ADJUSTMENT

Recitals:

1. O'Duffy Bros., Inc. (Contractor) has entered into an Agreement dated \_\_\_\_\_ with the Riverside County Flood Control and Water Conservation District (District) for construction of public work known as **Project No. 4-0-00337-02, Homeland MDP Line 2, Stage 2.**
2. Developers Surety and Indemnity Company, a Iowa corporation (Surety), is the surety under this Bond.

Agreement: We, Contractor as principal, and Surety as surety, jointly and severally agree, state, and are bound unto District, as obligee, as follows:

1. The amount of the obligation of this Bond is 100% of the estimated contract price for the Project of \$ (1) \_\_\_\_\_ and inures to the benefit of District. (1) Two Hundred Forty One Thousand Six Hundred Twenty Seven and 00/100 (\$241,627.00)
2. This Bond is exonerated by Contractor doing all things to be kept and performed by it in strict conformance with the Contract Documents for the Project, otherwise it remains in full force and effect for the recovery of loss, damage and expense of District resulting from failure of Contractor to so act. All of said Contract Documents are incorporated herein.
3. This obligation is binding on our successors and assigns.
4. For value received, Surety stipulates and agrees that no change, time extension, prepayment to Contractor, alteration or addition to the terms and requirements of the Contract Documents or the work to be performed thereunder shall affect its obligations hereunder and waives notice as to such matters, except the total contract price cannot be increased by more than 25% without approval of Surety.

THIS BOND is executed as of January 26, 2012

O'Duffy Bros., Inc.

Developers Surety and Indemnity Company

By \_\_\_\_\_

James T. Duffy, President

By: \_\_\_\_\_

By \_\_\_\_\_

Type Name \_\_\_\_\_

Julia B. Gladding

Its Attorney in Fact (Surety)

Title \_\_\_\_\_

(Contractor)

**NOTE: This Bond must be executed by both parties with corporate seal affixed. All signatures must be acknowledged (attach acknowledgments).**

POWER OF ATTORNEY FOR  
DEVELOPERS SURETY AND INDEMNITY COMPANY  
INDEMNITY COMPANY OF CALIFORNIA  
PO Box 19725, IRVINE, CA 92623 (949) 263-3300

KNOW ALL BY THESE PRESENTS that except as expressly limited, DEVELOPERS SURETY AND INDEMNITY COMPANY and INDEMNITY COMPANY OF CALIFORNIA, do each hereby make, constitute and appoint:

\*\*\*Kenneth A. Coate, Julia B. Gladding, jointly or severally\*\*\*

as their true and lawful Attorney(s)-in-Fact, to make, execute, deliver and acknowledge, for and on behalf of said corporations, as sureties, bonds, undertakings and contracts of suretyship giving and granting unto said Attorney(s)-in-Fact full power and authority to do and to perform every act necessary, requisite or proper to be done in connection therewith as each of said corporations could do, but reserving to each of said corporations full power of substitution and revocation, and all of the acts of said Attorney(s)-in-Fact, pursuant to these presents, are hereby ratified and confirmed.

This Power of Attorney is granted and is signed by facsimile under and by authority of the following resolutions adopted by the respective Boards of Directors of DEVELOPERS SURETY AND INDEMNITY COMPANY and INDEMNITY COMPANY OF CALIFORNIA, effective as of January 1st, 2008.


—RESOLVED, that a combination of any two of the Chairmen of the Board, the President, Executive Vice-President, Senior Vice-President or any Vice-President of the corporations be, and that each of them hereby is, authorized to execute this Power of Attorney, qualifying the attorney(s) named in the Power of Attorney to execute, on behalf of the corporations, bonds, undertakings and contracts of suretyship; and that the Secretary or any Assistant Secretary of either of the corporations be, and each of them hereby is, authorized to attest the execution of any such Power of Attorney;

RESOLVED, FURTHER, that the signatures of such officers may be affixed to any such Power of Attorney or to any certificate relating thereto by facsimile, and any such Power of Attorney or certificate bearing such facsimile signatures shall be valid and binding upon the corporations when so affixed and in the future with respect to any bond, undertaking or contract of suretyship to which it is attached.

IN WITNESS WHEREOF, DEVELOPERS SURETY AND INDEMNITY COMPANY and INDEMNITY COMPANY OF CALIFORNIA have severally caused these presents to be signed by their respective officers and attested by their respective Secretary or Assistant Secretary this January 1st, 2008.

By: Daniel Young  
Daniel Young, Vice-President


By: Stephen T. Pate  
Stephen T. Pate, Senior Vice-President



State of California  
County of Orange

On August 13th, 2008 before me, Jenny TT Nguyen, Notary Public  
Date Here Insert Name and Title of the Officer

personally appeared Daniel Young and Stephen T. Pate  
Name(s) of Signer(s)



Place Notary Seal Above

who proved to me on the basis of satisfactory evidence to be the person(s) whose name(s) is/are subscribed to the within instrument and acknowledged to me that he/she/they executed the same in his/her/their authorized capacity(ies), and that by his/her/their signature(s) on the instrument the person(s), or the entity upon behalf of which the person(s) acted, executed the instrument.

I certify under PENALTY OF PERJURY under the laws of the State of California that the foregoing paragraph is true and correct.

WITNESS my hand and official seal.

Signature Jenny TT Nguyen  
Jenny TT Nguyen, Notary Public

CERTIFICATE

The undersigned, as Secretary or Assistant Secretary of DEVELOPERS SURETY AND INDEMNITY COMPANY or INDEMNITY COMPANY OF CALIFORNIA, does hereby certify that the foregoing Power of Attorney remains in full force and has not been revoked and, furthermore, that the provisions of the resolutions of the respective Boards of Directors of said corporations set forth in the Power of Attorney are in force as of the date of this Certificate.

This Certificate is executed in the City of Irvine, California, this JAN 26 day of 2012

By: Gregg Okura  
Gregg Okura, Assistant Secretary

# CALIFORNIA ALL-PURPOSE ACKNOWLEDGMENT

State of California

County of Riverside

On JAN 26 2012 before me, Stephanie D. Montague, Notary Public  
Date Here Insert Name and Title of the Officer

personally appeared James T. Duffy  
Name(s) of Signer(s)

who proved to me on the basis of satisfactory evidence to be the person(s) whose name(s) is/are subscribed to the within instrument and acknowledged to me that he/she/they executed the same in his/her/their authorized capacity(ies), and that by his/her/their signature(s) on the instrument the person(s), or the entity upon behalf of which the person(s) acted, executed the instrument.

I certify under PENALTY OF PERJURY under the laws of the State of California that the foregoing paragraph is true and correct.

WITNESS my hand and official seal.

Signature   
Signature of Notary Public



Place Notary Seal Above

## OPTIONAL

*Though the information below is not required by law, it may prove valuable to persons relying on the document and could prevent fraudulent removal and reattachment of this form to another document.*

### Description of Attached Document

Title or Type of Document: \_\_\_\_\_

Document Date: \_\_\_\_\_ Number of Pages: \_\_\_\_\_


Signer(s) Other Than Named Above: \_\_\_\_\_

### Capacity(ies) Claimed by Signer(s)

Signer's Name: \_\_\_\_\_

- Individual
- Corporate Officer — Title(s): \_\_\_\_\_
- Partner —  Limited  General
- Attorney in Fact
- Trustee
- Guardian or Conservator
- Other: \_\_\_\_\_


Signer Is Representing: \_\_\_\_\_



Signer's Name: \_\_\_\_\_

- Individual
- Corporate Officer — Title(s): \_\_\_\_\_
- Partner —  Limited  General
- Attorney in Fact
- Trustee
- Guardian or Conservator
- Other: \_\_\_\_\_


Signer Is Representing: \_\_\_\_\_




**JURAT**

-----  
State of California  
County of Riverside } ss.

Subscribed and sworn to (or affirmed) before me on this 26th day of  
January, 2012, by James T. Duffy,  
proved to me on the basis of satisfactory evidence to be the person(s) who appeared  
before me.



(seal)

  
\_\_\_\_\_  
Signature of Notary Stephanie D. Montague

-----  
**OPTIONAL INFORMATION**

Date of Document \_\_\_\_\_ Thumbprint of Signer

Type or Title of Document \_\_\_\_\_

Number of Pages in Document \_\_\_\_\_

Document in a Foreign Language \_\_\_\_\_

Type of Satisfactory Evidence:

- Personally Known with Paper Identification
- Paper Identification
- Credible Witness(es)

Capacity of Signer:

- Trustee
- Power of Attorney
- CEO / CFO / COO
- President / Vice-President / Secretary / Treasurer
- Other: \_\_\_\_\_

Check here if  
no thumbprint  
or fingerprint  
is available.

Other Information: \_\_\_\_\_  
\_\_\_\_\_



CALIFORNIA ALL-PURPOSE ACKNOWLEDGMENT

CIVIL CODE § 1189

State of California

County of Riverside

On JAN 26 2012 before me, Stephanie D. Montague, Notary Public

Date

Here Insert Name and Title of the Officer

personally appeared Julia B. Gladding

Name(s) of Signer(s)



who proved to me on the basis of satisfactory evidence to be the person(s) whose name(s) is/are subscribed to the within instrument and acknowledged to me that he/she/they executed the same in his/her/their authorized capacity(ies), and that by his/her/their signature(s) on the instrument the person(s) or the entity upon behalf of which the person(s) acted, executed the instrument.

I certify under PENALTY OF PERJURY under the laws of the State of California that the foregoing paragraph is true and correct.

WITNESS my hand and official seal.

Signature: [Handwritten Signature]

Signature of Notary Public

Place Notary Seal Above

OPTIONAL

Though the information below is not required by law, it may prove valuable to persons relying on the document and could prevent fraudulent removal and reattachment of this form to another document.

Description of Attached Document

Title or Type of Document:

Document Date: Number of Pages:

Signer(s) Other Than Named Above:

Capacity(ies) Claimed by Signer(s)

Signer's Name:

Signer's Name:

Corporate Officer - Title(s):

Corporate Officer - Title(s):

Individual

Individual

Partner - Limited General

Partner - Limited General

Attorney in Fact

Attorney in Fact

Trustee

Trustee

Guardian or Conservator

Guardian or Conservator

Other:

Other:

Signer Is Representing:

Signer Is Representing:

RIGHT THUMBPRINT OF SIGNER

Top of thumb here


RIGHT THUMBPRINT OF SIGNER

Top of thumb here

JURAT

State of California  
County of Riverside } ss.

Subscribed and sworn to (or affirmed) before me on this 26th day of  
January, 2012, by Julia B. Gladding,  
proved to me on the basis of satisfactory evidence to be the person(s) who appeared  
before me.



(seal)

*Stephanie D. Montague*  
Signature of Notary Stephanie D. Montague

OPTIONAL INFORMATION

Date of Document \_\_\_\_\_ Thumbprint of Signer \_\_\_\_\_


Type or Title of Document \_\_\_\_\_

Number of Pages in Document \_\_\_\_\_

Document in a Foreign Language \_\_\_\_\_

Type of Satisfactory Evidence:  
\_\_\_\_ Personally Known with Paper Identification  
\_\_\_\_ Paper Identification  
\_\_\_\_ Credible Witness(es)

Capacity of Signer:  
\_\_\_\_ Trustee  
\_\_\_\_ Power of Attorney  
\_\_\_\_ CEO / CFO / COO  
\_\_\_\_ President / Vice-President / Secretary / Treasurer  
\_\_\_\_ Other: \_\_\_\_\_



Check here if  
no thumbprint  
or fingerprint  
is available.

Other Information: \_\_\_\_\_  
\_\_\_\_\_

ORIGINAL

THE PREMIUM IS PREDICATED ON THE FINAL CONTRACT PRICE AND IS SUBJECT TO ADJUSTMENT

ISSUED IN FOUR ORIGINAL COUNTERPARTS COUNTERPART NO. 1 OF 4

BOND NO. 801496P PREMIUM: INCLUDED IN THE PREMIUM CHARGED FOR THE PERFORMANCE BOND

PAYMENT BOND

(Public Work - Civil Code, Section 3247 et seq.)

The makers of this Bond are O'Duffy Bros., Inc. as Principal and Original Contractor and Developers Surety and Indemnity Company a corporation, authorized to issue Surety Bonds in California, as Surety, and this Bond is issued in conjunction with that certain public works contract dated between Principal and Riverside County Flood Control and Water Conservation District (District), a public entity, as Owner, for \$ (1), the total amount payable. THE AMOUNT OF THIS BOND IS 100 PERCENT OF SAID SUM. Said contract is for public work generally consisting of the construction of Homeland MDP Line 2, Stage 2 project. The beneficiaries of this Bond are as is stated in Section 3248 of the Civil Code and the requirements and conditions of this Bond are as is set forth in Sections 3248, 3249, 3250 and 3252 of said Code. Without notice, Surety consents to extension of time for performance, change in requirements, amount of compensation, or prepayment under said contract. (1) Two Hundred Forty One Thousand Six Hundred Twenty Seven and 00/100 (\$241,627.00)

DATED: January 26, 2012


O'Duffy Bros., Inc. Original Contractor - Principal

Developers Surety and Indemnity Company Surety

By: James T. Duffy Title President (If corporation, affix seal)

By: Julia B. Gladding Its Attorney in Fact

(Corporate Seal)



STATE OF CALIFORNIA COUNTY OF

SURETY'S ACKNOWLEDGMENT

On before me personally appeared known to me to be the person whose name is subscribed to the within instrument as attorney in fact of, a corporation, and acknowledged that he subscribed the name of said corporation thereto, and his own name as its attorney in fact.

Notary Public (Seal)

POWER OF ATTORNEY FOR  
DEVELOPERS SURETY AND INDEMNITY COMPANY  
INDEMNITY COMPANY OF CALIFORNIA  
PO Box 19725, IRVINE, CA 92623 (949) 263-3300

KNOWALL BY THESE PRESENTS that except as expressly limited, DEVELOPERS SURETY AND INDEMNITY COMPANY and INDEMNITY COMPANY OF CALIFORNIA, do each hereby make, constitute and appoint:

\*\*\*Kenneth A. Coate, Julia B. Gladding, jointly or severally\*\*\*

as their true and lawful Attorney(s)-in-Fact, to make, execute, deliver and acknowledge, for and on behalf of said corporations, as sureties, bonds, undertakings and contracts of suretyship giving and granting unto said Attorney(s)-in-Fact full power and authority to do and to perform every act necessary, requisite or proper to be done in connection therewith as each of said corporations could do, but reserving to each of said corporations full power of substitution and revocation, and all of the acts of said Attorney(s)-in-Fact, pursuant to these presents, are hereby ratified and confirmed.



This Power of Attorney is granted and is signed by facsimile under and by authority of the following resolutions adopted by the respective Boards of Directors of DEVELOPERS SURETY AND INDEMNITY COMPANY and INDEMNITY COMPANY OF CALIFORNIA, effective as of January 1st, 2008.

RESOLVED, that a combination of any two of the Chairmen of the Board, the President, Executive Vice-President, Senior Vice-President or any Vice-President of the corporations be, and that each of them hereby is, authorized to execute this Power of Attorney, qualifying the attorney(s) named in the Power of Attorney to execute, on behalf of the corporations, bonds, undertakings and contracts of suretyship; and that the Secretary or any Assistant Secretary of either of the corporations be, and each of them hereby is, authorized to attest the execution of any such Power of Attorney;

RESOLVED, FURTHER, that the signatures of such officers may be affixed to any such Power of Attorney or to any certificate relating thereto by facsimile, and any such Power of Attorney or certificate bearing such facsimile signatures shall be valid and binding upon the corporations when so affixed and in the future with respect to any bond, undertaking or contract of suretyship to which it is attached.

IN WITNESS WHEREOF, DEVELOPERS SURETY AND INDEMNITY COMPANY and INDEMNITY COMPANY OF CALIFORNIA have severally caused these presents to be signed by their respective officers and attested by their respective Secretary or Assistant Secretary this January 1st, 2008.

By: [Signature]  
Daniel Young, Vice-President




By: [Signature]  
Stephen T. Pate, Senior Vice-President

State of California  
County of Orange

On August 13th, 2008 before me, Jenny TT Nguyen, Notary Public  
Date Here Insert Name and Title of the Officer

personally appeared Daniel Young and Stephen T. Pate  
Name(s) of Signer(s)



Place Notary Seal Above

who proved to me on the basis of satisfactory evidence to be the person(s) whose name(s) is/are subscribed to the within instrument and acknowledged to me that he/she/they executed the same in his/her/their authorized capacity(ies), and that by his/her/their signature(s) on the instrument the person(s), or the entity upon behalf of which the person(s) acted, executed the instrument.

I certify under PENALTY OF PERJURY under the laws of the State of California that the foregoing paragraph is true and correct.


WITNESS my hand and official seal.

Signature [Signature]  
Jenny TT Nguyen, Notary Public

CERTIFICATE

The undersigned, as Secretary or Assistant Secretary of DEVELOPERS SURETY AND INDEMNITY COMPANY or INDEMNITY COMPANY OF CALIFORNIA, does hereby certify that the foregoing Power of Attorney remains in full force and has not been revoked and, furthermore, that the provisions of the resolutions of the respective Boards of Directors of said corporations set forth in the Power of Attorney are in force as of the date of this Certificate.

This Certificate is executed in the City of Irvine, California, this JAN 26 2012 day of  
By: [Signature]  
Gregg Okura, Assistant Secretary



**CALIFORNIA ALL-PURPOSE ACKNOWLEDGMENT**

State of California

County of Riverside

**JAN 26 2012**

On \_\_\_\_\_ before me, Stephanie D. Montague, Notary Public  
Date Here Insert Name and Title of the Officer

personally appeared James T. Duffy  
Name(s) of Signer(s)

who proved to me on the basis of satisfactory evidence to be the person(s) whose name(s) is/are subscribed to the within instrument and acknowledged to me that he/she/they executed the same in his/her/their authorized capacity(ies), and that by his/her/their signature(s) on the instrument the person(s), or the entity upon behalf of which the person(s) acted, executed the instrument.

I certify under PENALTY OF PERJURY under the laws of the State of California that the foregoing paragraph is true and correct.

WITNESS my hand and official seal.

Signature [Handwritten Signature]  
Signature of Notary Public



Place Notary Seal Above

**OPTIONAL**

*Though the information below is not required by law, it may prove valuable to persons relying on the document and could prevent fraudulent removal and reattachment of this form to another document.*

**Description of Attached Document**

Title or Type of Document: \_\_\_\_\_


Document Date: \_\_\_\_\_ Number of Pages: \_\_\_\_\_

Signer(s) Other Than Named Above: \_\_\_\_\_

**Capacity(ies) Claimed by Signer(s)**

Signer's Name: \_\_\_\_\_

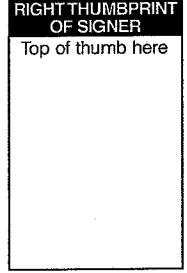
- Individual
- Corporate Officer — Title(s): \_\_\_\_\_
- Partner —  Limited  General
- Attorney in Fact
- Trustee
- Guardian or Conservator
- Other: \_\_\_\_\_



Signer Is Representing: \_\_\_\_\_

Signer's Name: \_\_\_\_\_

- Individual
- Corporate Officer — Title(s): \_\_\_\_\_
- Partner —  Limited  General
- Attorney in Fact
- Trustee
- Guardian or Conservator
- Other: \_\_\_\_\_



Signer Is Representing: \_\_\_\_\_



1944



**JURAT**

State of California  
County of Riverside } ss.

Subscribed and sworn to (or affirmed) before me on this 26th day of  
January, 2012, by James T. Duffy,  
proved to me on the basis of satisfactory evidence to be the person(s) who appeared  
before me.




(seal)

*Stephanie D. Montague*  
Signature of Notary Stephanie D. Montague

**OPTIONAL INFORMATION**

Date of Document \_\_\_\_\_  
Type or Title of Document \_\_\_\_\_  
Number of Pages in Document \_\_\_\_\_  
Document in a Foreign Language \_\_\_\_\_

Thumbprint of Signer



Type of Satisfactory Evidence:  
 Personally Known with Paper Identification  
 Paper Identification  
 Credible Witness(es)

Capacity of Signer:  
 Trustee  
 Power of Attorney  
 CEO / CFO / COO  
 President / Vice-President / Secretary / Treasurer  
 Other: \_\_\_\_\_

Check here if  
no thumbprint  
or fingerprint  
is available.

Other Information: \_\_\_\_\_  
\_\_\_\_\_





CALIFORNIA ALL-PURPOSE ACKNOWLEDGMENT

CIVIL CODE § 1189

State of California

County of Riverside

JAN 26 2012

On before me, Stephanie D. Montague, Notary Public

Date

Here Insert Name and Title of the Officer

personally appeared Julia B. Gladding

Name(s) of Signer(s)

who proved to me on the basis of satisfactory evidence to be the person(s) whose name(s) is/are subscribed to the within instrument and acknowledged to me that he/she/they executed the same in his/her/their authorized capacity(ies), and that by his/her/their signature(s) on the instrument the person(s), or the entity upon behalf of which the person(s) acted, executed the instrument.



I certify under PENALTY OF PERJURY under the laws of the State of California that the foregoing paragraph is true and correct.

WITNESS my hand and official seal.

Signature:

[Handwritten Signature]

Signature of Notary Public

Place Notary Seal Above

OPTIONAL

Though the information below is not required by law, it may prove valuable to persons relying on the document and could prevent fraudulent removal and reattachment of this form to another document.

Description of Attached Document

Title or Type of Document:

Document Date: Number of Pages:

Signer(s) Other Than Named Above:

Capacity(ies) Claimed by Signer(s)

Signer's Name:

Signer's Name:

Corporate Officer - Title(s):

Corporate Officer - Title(s):

Individual

Individual

Partner - Limited General

Partner - Limited General

Attorney in Fact

Attorney in Fact

Trustee

Trustee

Guardian or Conservator



Guardian or Conservator


Other:

Other:

Signer Is Representing:

Signer Is Representing:





JURAT

State of California  
County of Riverside } ss.

Subscribed and sworn to (or affirmed) before me on this 26th day of  
January, 2012, by Julia B. Gladding,  
proved to me on the basis of satisfactory evidence to be the person(s) who appeared  
before me.




(seal).

  
Signature of Notary Stephanie D. Montague

OPTIONAL INFORMATION

Date of Document \_\_\_\_\_  
Type or Title of Document \_\_\_\_\_  
Number of Pages in Document \_\_\_\_\_  
Document in a Foreign Language \_\_\_\_\_

Thumbprint of Signer



Type of Satisfactory Evidence:  
\_\_\_\_ Personally Known with Paper Identification  
\_\_\_\_ Paper Identification  
\_\_\_\_ Credible Witness(es)

Capacity of Signer:  
\_\_\_\_ Trustee  
\_\_\_\_ Power of Attorney  
\_\_\_\_ CEO / CFO / COO  
\_\_\_\_ President / Vice-President / Secretary / Treasurer  
\_\_\_\_ Other: \_\_\_\_\_

Check here if  
no thumbprint  
or fingerprint  
is available.

Other Information: \_\_\_\_\_  
\_\_\_\_\_

medically

1971



# CERTIFICATE OF LIABILITY INSURANCE

DATE (MM/DD/YYYY)  
1/10/2012

THIS CERTIFICATE IS ISSUED AS A MATTER OF INFORMATION ONLY AND CONFERS NO RIGHTS UPON THE CERTIFICATE HOLDER. THIS CERTIFICATE DOES NOT AFFIRMATIVELY OR NEGATIVELY AMEND, EXTEND OR ALTER THE COVERAGE AFFORDED BY THE POLICIES BELOW. THIS CERTIFICATE OF INSURANCE DOES NOT CONSTITUTE A CONTRACT BETWEEN THE ISSUING INSURER(S), AUTHORIZED REPRESENTATIVE OR PRODUCER, AND THE CERTIFICATE HOLDER.

**IMPORTANT:** If the certificate holder is an ADDITIONAL INSURED, the policy(ies) must be endorsed. If SUBROGATION IS WAIVED, subject to the terms and conditions of the policy, certain policies may require an endorsement. A statement on this certificate does not confer rights to the certificate holder in lieu of such endorsement(s).

<b>PRODUCER</b> <b>Insurance Solutions</b> <b>License #0746539</b> <b>26522 La Alameda, Suite 190</b> <b>Mission Viejo CA 92691</b>	<b>CONTACT NAME:</b> <b>PHONE (A/C, No. Ext): 949.348.7400</b>		<b>FAX (A/C, No.): 949.348.2373</b>
	<b>E-MAIL ADDRESS:</b> <b>PRODUCER CUSTOMER ID #:</b>		
<b>INSURED</b>  <b>James Duffy; O'Duffy Bros, Inc.</b> <b>DBA: O'Duffy Construction</b> <b>24034 Gunther Road</b> <b>Romoland CA 92585</b>	<b>INSURER(S) AFFORDING COVERAGE</b>		<b>NAIC #</b>
	<b>INSURER A: Colony Insurance Company</b>		<b>39993</b>
	<b>INSURER B: Mercury Casualty Company</b>		<b>11908</b>
	<b>INSURER C: Everest National</b>		<b>10120</b>
	<b>INSURER D:</b>		
	<b>INSURER E:</b>		


**COVERAGES**      **CERTIFICATE NUMBER: 11/12 wc**      **REVISION NUMBER:**

THIS IS TO CERTIFY THAT THE POLICIES OF INSURANCE LISTED BELOW HAVE BEEN ISSUED TO THE INSURED NAMED ABOVE FOR THE POLICY PERIOD INDICATED. NOTWITHSTANDING ANY REQUIREMENT, TERM OR CONDITION OF ANY CONTRACT OR OTHER DOCUMENT WITH RESPECT TO WHICH THIS CERTIFICATE MAY BE ISSUED OR MAY PERTAIN, THE INSURANCE AFFORDED BY THE POLICIES DESCRIBED HEREIN IS SUBJECT TO ALL THE TERMS, EXCLUSIONS AND CONDITIONS OF SUCH POLICIES. LIMITS SHOWN MAY HAVE BEEN REDUCED BY PAID CLAIMS.

INSR LTR	TYPE OF INSURANCE	ADJ. SUBR. INSR. WVD.	POLICY NUMBER	POLICY EFF. (MM/DD/YYYY)	POLICY EXP. (MM/DD/YYYY)	LIMITS
A	GENERAL LIABILITY	X X	CL950825	08/17/2011	08/17/2012	EACH OCCURRENCE \$ 1,000,000
	<input checked="" type="checkbox"/> COMMERCIAL GENERAL LIABILITY <input type="checkbox"/> CLAIMS-MADE <input checked="" type="checkbox"/> OCCUR GEN'L AGGREGATE LIMIT APPLIES PER: <input checked="" type="checkbox"/> POLICY <input type="checkbox"/> PRO-JECT <input type="checkbox"/> LOC					DAMAGE TO RENTED PREMISES (Ea occurrence) \$ 100,000 MED EXP (Any one person) \$ 5,000 PERSONAL & ADV INJURY \$ 1,000,000 GENERAL AGGREGATE \$ 2,000,000 PRODUCTS - COMP/OP AGG \$ 2,000,000
B	AUTOMOBILE LIABILITY	X	CCA0007323	02/15/2011	02/15/2012	COMBINED SINGLE LIMIT (Ea accident) \$ 1,000,000
	<input checked="" type="checkbox"/> ANY AUTO <input type="checkbox"/> ALL OWNED AUTOS <input type="checkbox"/> SCHEDULED AUTOS <input type="checkbox"/> HIRED AUTOS <input type="checkbox"/> NON-OWNED AUTOS					BODILY INJURY (Per person) \$ BODILY INJURY (Per accident) \$ PROPERTY DAMAGE (Per accident) \$ \$ \$
A	UMBRELLA LIAB <input checked="" type="checkbox"/> OCCUR		DM161901	08/17/2011	08/17/2012	EACH OCCURRENCE \$ 1,000,000
	EXCESS LIAB <input type="checkbox"/> CLAIMS-MADE DEDUCTIBLE <input checked="" type="checkbox"/> RETENTION \$ 10,000					AGGREGATE \$ 1,000,000 \$ \$
C	WORKERS COMPENSATION AND EMPLOYERS' LIABILITY	X	7600003358111	09/09/2011	09/09/2012	<input checked="" type="checkbox"/> WC STATU-TORY LIMITS <input type="checkbox"/> OTH-ER
	ANY PROPRIETOR/PARTNER/EXECUTIVE OFFICER/MEMBER EXCLUDED? (Mandatory in NH) If yes, describe under DESCRIPTION OF OPERATIONS below	Y/N <input checked="" type="checkbox"/> N/A				E.L. EACH ACCIDENT \$ 1,000,000 E.L. DISEASE - EA EMPLOYEE \$ 1,000,000 E.L. DISEASE - POLICY LIMIT \$ 1,000,000

DESCRIPTION OF OPERATIONS / LOCATIONS / VEHICLES (Attach ACORD 101, Additional Remarks Schedule, if more space is required)  
 Re: Homeland MDP stage 2 line 2, location Homeland, CA  
 Riverside County Flood Control District and the County of Riverside are named as additional insured per the attached endorsement. The policy does not contain "X C U" Exclusions. Policy Pages outlining 30 days notice for Cancellation (10 days for nonpay) attached.

<b>CERTIFICATE HOLDER</b>  <b>(951) 788-9965</b>  <b>Riverside County Flood Control District</b> <b>Attn: Henry Olivo- Construction Administ</b> <b>1995 Market Street</b> <b>Riverside, CA 92501</b>	<b>CANCELLATION</b>  <b>SHOULD ANY OF THE ABOVE DESCRIBED POLICIES BE CANCELLED BEFORE THE EXPIRATION DATE THEREOF, NOTICE WILL BE DELIVERED IN ACCORDANCE WITH THE POLICY PROVISIONS.</b>  <b>AUTHORIZED REPRESENTATIVE</b>  <b>Tony</b> <i>Tony Olivo</i>
--	---



THIS ENDORSEMENT CHANGES THE POLICY. PLEASE READ IT CAREFULLY.

## ADDITIONAL INSURED – OWNERS, LESSEES OR CONTRACTORS – SCHEDULED PERSON OR ORGANIZATION – COMPLETED OPERATIONS & ONGOING OPERATIONS AS SCHEDULED

This endorsement modifies insurance provided under the following:

COMMERCIAL GENERAL LIABILITY COVERAGE PART

### SCHEDULE

Name Of Additional Insured Person(s) Or Organization(s)	Location And Description Of Operations
<b>ALL PERSONS OR ORGANIZATIONS AS REQUIRED BY WRITTEN CONTRACT WITH THE NAMED INSURED.</b>	<b>AS DESIGNATED IN WRITTEN CONTRACT WITH THE NAMED INSURED.</b>
Riverside County Flood Control District and the County of Riverside	Homeland MDP stage 2 line 2 Location Homeland, CA

A. Section II – Who Is An Insured is amended to include the person(s) or organization(s) shown in the Schedule (called additional insured), but only with respect to:

(1) Liability for "bodily injury" or "property damage" caused, in whole or in part, resulting from "your work" at the location designated and described in the schedule of this endorsement performed for that additional insured and included in the "products-completed operations hazard" when you and such person(s) or organization(s) have agreed in writing in a contract or agreement that such person(s) or organization(s) be named as an additional insured on your policy.

(2) Liability for "bodily injury", "property damage" or "personal and advertising injury" caused, in whole or in part, by resulting from:

(a) Your acts or omissions; or

(b) The acts or omissions of those acting on your behalf;

in the performance of your ongoing operations for the additional insured(s) at the location(s) designated above.

B. Section IV – Commercial General Liability Conditions, 4. Other Insurance is amended and the following added:


If you are required by written contract to provide primary insurance, the insurance afforded by this Coverage Part for the additional insured shown in the Schedule is primary insurance and we will not seek contribution from any other insurance available to that additional insured.

ALL OTHER TERMS AND CONDITIONS OF THE POLICY REMAIN UNCHANGED.

Policy # GL950825

Effective: 08/17/2011





THIS ENDORSEMENT CHANGES THE POLICY. PLEASE READ IT CAREFULLY.

## TRANSFER OF RIGHTS OF RECOVERY AGAINST OTHERS TO US

This endorsement modifies insurance provided under the following:

COMMERCIAL GENERAL LIABILITY COVERAGE PART  
PRODUCTS/COMPLETED OPERATIONS LIABILITY COVERAGE PART

The following is added to Paragraph 8. Transfer Of Rights Of Recovery Against Others To Us of Section IV - Conditions:


We waive any rights of recovery we may have against any person or organization because of payments we make for injury or damage resulting from your ongoing operations or "your work" done under a contract with that person or organization and included in the "products-completed operations hazard" if:

- a. you agreed to such waiver;
- b. the waiver is included as part of a written contract or lease; and
- c. such written contract or lease was executed prior to any loss to which this insurance applies.

ALL OTHER TERMS AND CONDITIONS OF THE POLICY REMAIN UNCHANGED.

Policy # GL950825

Effective: 08/17/2011



THIS ENDORSEMENT CHANGES THE POLICY. PLEASE READ IT CAREFULLY.

## DESIGNATED CONSTRUCTION PROJECT(S) GENERAL AGGREGATE LIMIT - RESTRICTED FORM

This endorsement modifies insurance provided under the following:


COMMERCIAL GENERAL LIABILITY COVERAGE PART

### SCHEDULE

Designated Construction Projects:	Homeland MDP stage 2 line 2 Location Homeland, CA
<b>ALL CONSTRUCTION PROJECTS DURING THE POLICY TERM SUBJECT TO THE LIMIT BELOW.</b>	

(If no entry appears above, information required to complete this endorsement will be shown in the Declarations as applicable to this endorsement.)


- A. For all sums which the insured becomes legally obligated to pay as damages caused by "occurrences" under **SECTION I - COVERAGES, COVERAGE A BODILY INJURY AND PROPERTY DAMAGE LIABILITY**, and for all medical expenses caused by accidents under **SECTION I - COVERAGE C MEDICAL PAYMENTS**, which can be attributed only to ongoing operations at a single designated construction project shown in the Schedule above:
1. A separate Designated Construction Project General Aggregate Limit applies to each designated construction project, and that limit is equal to the amount of the General Aggregate Limit shown in the Declarations.
  2. The Designated Construction Project General Aggregate Limit is the most we will pay for the sum of all damages under **SECTION I - COVERAGES, COVERAGE A BODILY INJURY AND PROPERTY DAMAGE LIABILITY**, except damages because of "bodily injury" or "property damage" included in the "products-completed operations hazard", and for medical expenses under **SECTION I - COVERAGE C MEDICAL PAYMENTS** regardless of the number of:
    - a. Insureds;
    - b. Claims made or "suits" brought; or
    - c. Persons or organizations making claims or bringing "suits".
  3. Any payments made under **SECTION I - COVERAGES, COVERAGE A BODILY INJURY AND PROPERTY DAMAGE LIABILITY** for damages or under **SECTION I - COVERAGE C MEDICAL EXPENSES** shall reduce the Designated Construction Project General Aggregate Limit for that designated construction project. Such payments shall not reduce the General Aggregate Limit shown in the Declarations nor shall they reduce any other Designated Construction Project General Aggregate Limit for any other designated construction project shown in the Schedule above.
  4. The limits shown in the Declarations for Each Occurrence, Damages to Premises Rented to You and Medical Expense continue to apply. However, instead of being subject to the General Aggregate Limit shown in the Declarations, such limits will be subject to the applicable Designated Construction Project General Aggregate Limit.
  5. The most we will pay for the sum of all Designated Construction Project General Aggregate Limits combined and to which this insurance applies is \$5,000,000.



**B.** For all sums which the insured becomes legally obligated to pay as damages caused by "occurrences" under **SECTION I - COVERAGES, COVERAGE A BODILY INJURY AND PROPERTY DAMAGE LIABILITY**, and caused by accidents under **SECTION I - COVERAGE C MEDICAL PAYMENTS**, which cannot be attributed only to ongoing operations at a single designated construction project shown in the Schedule above:

1. Any payments made under **SECTION I - COVERAGES, COVERAGE A BODILY INJURY AND PROPERTY DAMAGE LIABILITY** for damages or under **SECTION I - COVERAGE C MEDICAL PAYMENTS** shall reduce the amount available under the General Aggregate Limit or the Products-Completed Operations Aggregate Limit, whichever is applicable; and
  2. Such payments shall not reduce any Designated Construction Project General Aggregate Limit.
- C.** When coverage for liability resulting from the "products-completed operations hazard" is provided, any payments for damages because of "bodily injury" or "property damage" included in the "products-completed operations hazard" will reduce the Products-Completed Operations Aggregate Limit, and not reduce the General Aggregate Limit nor the Designated Construction Project General Aggregate Limit.
- D.** If the applicable designated construction project has been abandoned, delayed, or abandoned and then restarted, or if the authorized contracting parties deviate from plans, blueprints, designs, specifications or instructions, the project will still be deemed to be the same construction project.
- E.** The provisions of **SECTION III - LIMITS OF INSURANCE** not otherwise modified by this endorsement shall continue to apply as stipulated.

**ALL OTHER TERMS AND CONDITIONS OF THE POLICY REMAIN UNCHANGED.**



### WAIVER OF OUR RIGHT TO RECOVER FROM OTHERS ENDORSEMENT - CALIFORNIA

We have the right to recover our payments from anyone liable for an injury covered by this policy. We will not enforce our right against the person or organization named in the Schedule. (This agreement applies only to the extent that you perform work under a written contract that requires you to obtain this agreement from us.)

You must maintain payroll records accurately segregating the remuneration of your employees while engaged in the work described in the Schedule.

The additional premium for this endorsement shall be 2% of the California workers' compensation premium otherwise due on such remuneration.

#### SCHEDULE

**PERSON OR ORGANIZATION**

**JOB DESCRIPTION**

ANY PERSON OR ORGANIZATION FOR WHOM THE NAMED INSURED HAS AGREED BY WRITTEN CONTRACT TO FURNISH THIS WAIVER

BLANKET WAIVER OF SUBROGATION

Homeland MDP stage 2 line 2  
location Homeland CA

Riverside County Flood Control District and the County of Riverside

This endorsement changes the policy to which it is attached and is effective on the date issued unless otherwise stated. (The information below is required only when this endorsement is issued subsequent to preparation of the policy.)


Endorsement Effective 09-09-11 Policy No. 7600003358111 Endorsement No. 001

Insured DUFFY, JAMES (AN INDIVIDUAL) Premium \$ INCL.

Insurance Company EVEREST NATIONAL INSURANCE COMPANY

Countersigned By Jerry [Signature]





## COMMON POLICY CONDITIONS

All Coverage Parts included in this policy are subject to the following conditions.

### A. Cancellation

1. The first Named Insured shown in the Declarations may cancel this policy by mailing or delivering to us advance written notice of cancellation.
2. We may cancel this policy by mailing or delivering to the first Named Insured written notice of cancellation at least:
  - a. 10 days before the effective date of cancellation if we cancel for nonpayment of premium; or
  - b. 30 days before the effective date of cancellation if we cancel for any other reason.
3. We will mail or deliver our notice to the first Named Insured's last mailing address known to us.
4. Notice of cancellation will state the effective date of cancellation. The policy period will end on that date.
5. If this policy is cancelled, we will send the first Named Insured any premium refund due. If we cancel, the refund will be pro rata. If the first Named Insured cancels, the refund may be less than pro rata. The cancellation will be effective even if we have not made or offered a refund.
6. If notice is mailed, proof of mailing will be sufficient proof of notice.

### B. Changes

This policy contains all the agreements between you and us concerning the insurance afforded. The first Named Insured shown in the Declarations is authorized to make changes in the terms of this policy with our consent. This policy's terms can be amended or waived only by endorsement issued by us and made a part of this policy.

### C. Examination Of Your Books And Records

We may examine and audit your books and records as they relate to this policy at any time during the policy period and up to three years afterward.

### D. Inspections And Surveys

1. We have the right to:
  - a. Make inspections and surveys at any time;

- b. Give you reports on the conditions we find; and
- c. Recommend changes.

2. We are not obligated to make any inspections, surveys, reports or recommendations and any such actions we do undertake relate only to insurability and the premiums to be charged. We do not make safety inspections. We do not undertake to perform the duty of any person or organization to provide for the health or safety of workers or the public. And we do not warrant that conditions:
  - a. Are safe or healthful; or
  - b. Comply with laws, regulations, codes or standards.

3. Paragraphs 1. and 2. of this condition apply not only to us, but also to any rating, advisory, rate service or similar organization which makes insurance inspections, surveys, reports or recommendations.

4. Paragraph 2. of this condition does not apply to any inspections, surveys, reports or recommendations we may make relative to certification, under state or municipal statutes, ordinances or regulations, of boilers, pressure vessels or elevators.

### E. Premiums


The first Named Insured shown in the Declarations:

1. Is responsible for the payment of all premiums; and
2. Will be the payee for any return premiums we pay.

### F. Transfer Of Your Rights And Duties Under This Policy

Your rights and duties under this policy may not be transferred without our written consent except in the case of death of an individual named insured.

If you die, your rights and duties will be transferred to your legal representative but only while acting within the scope of duties as your legal representative. Until your legal representative is appointed, anyone having proper temporary custody of your property will have your rights and duties but only with respect to that property.



# GENERAL PROVISIONS



## GENERAL PROVISIONS

### SECTION I - DEFINITION OF TERMS

1.01 Whenever in these specifications, or in any documents or instruments where these specifications govern, the following terms or pronouns in place of them are used, the intent and meaning shall be interpreted as follows:

(a) DISTRICT: The Riverside County Flood Control and Water Conservation District of the State of California, as created by law, also sometimes referred to as the Flood Control District, or party of the first part.

(b) BOARD OF SUPERVISORS: The Board of Supervisors of the Riverside County Flood Control and Water Conservation District as created by law, also sometimes referred to as the Board.

(c) ENGINEER: The Chief Engineer of the Riverside County Flood Control and Water Conservation District, also sometimes referred to as the Flood Control Engineer, the Chief Engineer, or the General Manager-Chief Engineer, acting either directly or through properly authorized agents, such agents acting within the scope of the particular duties entrusted to them.

(d) LABORATORY: The established laboratory of the Riverside County Road Department or laboratories authorized by the District to test materials and work involved in the contract.

(e) BIDDER: Any individual, firm or corporation submitting a proposal for the work contemplated, acting directly or through a duly authorized representative.

(f) CONTRACTOR: The person or persons, copartnership or corporation, private or municipal, who have entered into a contract with the District, as party or parties of the second part or his or their legal representatives.

(g) SUPERINTENDENT: The Executive representative of the Contractor, present on the work at all times during progress, authorized to receive and execute instruction from the Engineer.

(h) PLANS: The official plans, profiles, typical cross sections, general cross sections, working drawings, and supplemental drawings, or exact reproductions thereof, approved by the Engineer, which show the location, character, dimensions and details of the work to be done, and which are to be considered as a part of the contract supplementary to these specifications.

(i) SPECIFICATIONS: The directions, provisions, and requirements contained herein as supplemented by such special provisions, as may be necessary, pertaining to the method and manner of performing the work or to the quantities and qualities of materials to be furnished under the contract. The Special Provisions are specific clauses setting forth conditions

or requirements peculiar to the project under consideration and covering work or materials involved in the proposal and estimate but not satisfactorily covered by these General Provisions. Supplemental agreements or contract change orders are written agreements executed by the Contractor and by the District, covering alterations, amendments or extensions to the project, as hereinafter provided.

(j) CONTRACT: The written agreement covering the performance of the work and the furnishing of labor and materials in the construction of the work. The contract shall include the Notice to Contractors, the Proposal, Plans, Specifications, Special Provisions, and Contract Bonds, also, any and all supplemental agreements or contract change orders amending or extending the work contemplated and which may be required to complete the work in a substantial and acceptable manner.

(k) CONTRACT PRICE: Shall mean either the lump sum, unit price, or unit prices to be named in the contract, or the total of all payments under the contract at the lump sum, unit price, or unit prices, as the case may be.

(l) SURETY OR SURETIES: The bondsmen or party or parties, approved by the Engineer, who may guarantee the fulfillment of the contract by bond, and whose signatures are attached to said bond.

(m) RIGHT OF WAY: The whole right of way which is reserved for and secured for use in constructing the improvement.

(n) THE WORK: All the work specified in the Special Provisions, proposal and contract, or indicated on the plans as the contemplated complete improvement covered by the contract.

1.02 Wherever in the specifications or upon the plans the words directed, required, permitted, ordered, designated, prescribed, or words of like import are used, it will be understood that the direction, requirements, permission, order, designation, or prescription of the Flood Control Engineer is intended, and similarly the words approved, acceptable, satisfactory, or words of like import, shall mean approved by, or acceptable to, or satisfactory to, the Flood Control Engineer, unless otherwise expressly stated.

## SECTION II - SCOPE OF WORK

### 2.01 WORK TO BE DONE

It is the intent of these General Provisions, Special Provisions, Detailed Specifications, and the plans herein referred to, to provide for and include all labor, power, light, water, materials, tools, scaffolding, machinery, plant transportation, insurance, permits, bonds, temporary protection, watchmen, and superintendence necessary to construct and complete all work, and to furnish all materials included in the contract, except those furnished by the District and as specifically mentioned in these specifications.

The contract documents are complementary, and the work called for by any one shall be as binding as if called for by all.

## 2.02 CONSTRUCTION SCHEDULE

The Contractor shall submit at such times as may be requested by the Engineer, a schedule which shall show the order and dates in which the Contractor proposes to carry on the various parts of the work; including estimated completion dates.

## 2.03 DRAWINGS AND SPECIFICATIONS ON THE WORK

The Contractor shall keep one copy of all drawings and specifications on the work, in good order, available to the Engineer and his representatives.

## 2.04 ESTIMATE OF QUANTITIES

The quantities of work to be done and the materials to be furnished under this contract are approximate only. The District is not to be held responsible for the accuracy of the estimate of quantities.

The Contractor shall judge for himself, after considering all circumstances and conditions, the costs and quantities of materials involved in the contract. The Contractor shall not at any time assert that there was any misunderstanding in regard to the depth or class of the excavations to be made, or the nature or kind or amount of materials to be furnished for the work.

The Contractor herewith agrees that he will not ask, demand, sue for, or seek to recover, for compensation in excess of the amounts payable for the various unit costs or lump sum charges for the work, as stipulated in the proposal, which he actually performs as specified.

## 2.05 PROTESTS

If the Contractor considers any work demanded of him to be outside of the requirements of the contract, or considers any record or ruling of the Engineer to be unfair, he shall immediately, upon such work being demanded or such record or ruling being made, ask, in writing, for written instructions covering protested items of work. Immediately on receipt of written instructions from the Engineer he shall proceed without delay to diligently perform the work in conformance with the written record or ruling. Within ten (10) calendar days after date of receipt of the written instructions or ruling, the Contractor shall file a written protest with the Engineer stating clearly and in detail the basis of his protest. Except for such protests as are made of record in the manner herein specified and within the time limit stated, the records, rulings, instructions, or decisions of the Engineer shall be final and conclusive.

## 2.06 ALTERATIONS

It must be distinctly understood that such reasonable alterations and modifications may be made by the Chief Engineer, as may be deemed desirable, and that this may be done without notices to the Sureties on the Contractor's bonds. If such changes result in increased or decreased quantities under the items specified in the proposal, the Contractor will be paid on the basis of actual quantities as measured by the Engineer, and such changes shall not affect the unit prices bid by the Contractor. If, however, such changes result in delay to the work, the



Contractor will be given such extension of time on the completion of his contract as the Chief Engineer may deem equitable.

## 2.07 EXTRA WORK

### A. General

The District reserves and shall have the right, when confronted with unpredicted conditions, unforeseen events, or emergencies, to revise the details of the contemplated work, or to add work of a different character or function and have the Contractor perform such revised or added work as "Extra Work", when such extra work is considered by the Chief Engineer to be virtually appurtenant to the satisfactory completion of the project.

"Extra Work" is defined as added work of a different character or function and for which no basis for payment is prescribed; or that involving revisions of the details of the work in such manner as to render inequitable payment under items upon which the Contractor bid; or that work which is indeterminate at the time of advertising and is specifically designated as extra work in the plans and Special Provisions.

The signing of the contract by the Contractor will be deemed to be an agreement on his part to perform extra work, as and when ordered by the Chief Engineer. Notice to the Sureties on the Contractor's bonds will not be given unless the estimated total value of the contract, as changed or supplemented, shall exceed the original total bid price by more than 25 percent.

If required extra work results in delay to the work, the Contractor will be given an equivalent extension of time.

Approval of extra work shall be obtained from the Board of Supervisors before such work is authorized to be done, if:

- a. For contracts with a total contract price of \$250,000 or less, a change due to extra work exceeds ten percent (10%) of the original contract amount; or
- b. For contracts with a total contract price of more than \$250,000, a change due to extra work exceeds \$25,000 plus one percent (1%) of the original contract amount in excess of \$250,000; or
- c. An individual change exceeds \$100,000; or
- d. Cumulative contract changes exceed ten percent (10%) of the original contract amount.

Extra work specially authorized by the Board of Supervisors shall not be included in the cost limitations above stated.

## B. Procedure for Extra Work

1. Upon decision of the District to have extra work performed, the Chief Engineer will so inform the Contractor, acquainting him with the essential details of the new work. The Contractor shall thereupon prepare a price for said work based upon his estimate of cost and submit said price and estimate to the Chief Engineer whose approval shall be secured before work is started; excepting that the Chief Engineer may, when in the best interest of the District, order the Contractor to proceed with the extra work in advance of the submission of such prices, provided that preliminary estimates, as made by the District, show that the cost will not exceed \$1,000.

2. Prices for extra work shall be prepared by the Contractor on one or both of the following methods, as requested by the District, and submitted to the Chief Engineer for approval:

a. For a stated unit price or lump sum amount based upon current prevailing fair prices for materials, labor, plant, overhead and profit.

b. On a cost basis (force account by the Contractor). The cost of all work done by the Contractor will be computed in the manner described in Section 7.03, and the compensation thus provided shall be accepted as payment in full by the Contractor, and no additional payment will be allowed for the use of small tools, superintendent's services, timekeeper's services, pickup or yard trucks, except as specifically essential to the work, nor any other overhead expenses incurred in the prosecution of the force account work.

3. Upon receipt of the Contractor's price, the Chief Engineer will make an analysis thereof and adopt one of the following procedures:

a. Accept the Contractor's price for lump sum or unit price amount in the original or amended form and direct him to proceed with the work; or direct him to perform the work on a cost plus basis.

b. Have the work performed by District's forces or separate contract, without undue interference or hindrance to the Contractor and without claim or suit by the Contractor for damages on account thereof.

c. Direct the Contractor to proceed with the work and accept payment therefor in the amount as adjudicated later in a court of law.

### 2.08 PAYMENT FOR EXTRA WORK

At the end of each month the Contractor shall make and deliver to the Chief Engineer a statement of the cost of the extra work completed during the current month, itemized and in a form satisfactory to the Chief Engineer. Upon verification of said statement by the Chief Engineer, the Contractor's claim for the full amount, as shown on said statement, will be added to the monthly partial payment made in accordance with Paragraph 7.06 of the General Provisions.

## 2.09 RIGHTS OF WAY

The District shall provide the rights of way upon which the work under this contract is to be done, except that the Contractor shall provide land required for the erection of temporary construction facilities and storage of his material, together with right of access to same. The District will not be responsible for any delay in furnishing the rights of way and such delay shall not be made the basis for a claim for additional compensation by the Contractor. However, in case the failure of the District to furnish the required rights of way delays the prosecution of the work, the time allowed for completion will be extended by a period of time equal to that lost by the Contractor due to such delay.

## 2.10 CLEANING UP

The Contractor shall, as directed by the Engineer, remove from the District's right of way and from all public and private property, at his own expense, all temporary structures, rubbish and waste materials resulting from his operations.

### SECTION III - CONTROL OF THE WORK

#### 3.01 AUTHORITY OF THE ENGINEER

The Engineer shall have general supervision and direction of the contract under authority of the Board of Supervisors. He has the authority to stop the work whenever such stoppage may be necessary to ensure the proper execution of the contract. The Engineer shall decide all questions which may arise as to the quality or acceptability of materials furnished, work performed, and rate or progress of the work; all questions which may arise as to the interpretation of the plans and specifications; all questions as to the acceptable fulfillment of the contract on the part of the Contractor; and all questions as to compensation.

His determination and decision thereon shall be final and conclusive; and such determination and decision, in case any question shall arise, shall be a condition precedent to the right of the Contractor to receive any money hereunder.

#### 3.02 DETAIL DRAWINGS

The approved plans shall be supplemented by such working drawings as are necessary to control the work adequately. All authorized alterations affecting the requirements and information given on the approved plans shall be in writing. No changes shall be made of any plan or drawing after the same has been approved by the Engineer, except by his direction.

It is expressly understood, however, that approval by the Engineer of the Contractor's working drawings does not relieve the Contractor of any responsibility for accuracy of dimensions and details. It is mutually agreed that the Contractor shall be responsible for agreement and conformity of his working drawings with the approved plans and specifications.

Full compensation for furnishing all working drawings shall be considered as included in the prices paid for the various contract items of work, and no additional allowance will be made therefor.

### 3.03 CONFORMITY WITH PLANS AND ALLOWABLE DEVIATIONS

Finished surfaces in all cases shall conform with the lines, grades, cross-sections, and dimensions shown on the approved plans. Deviations from the approved plans and working drawings, as may be required by the exigencies of construction, will in all cases be determined by the Engineer and authorized in writing.

### 3.04 INTERPRETATION OF PLANS AND SPECIFICATIONS

Should it appear that the work to be done or any of the matters relative thereto are not sufficiently detailed or explained in these specifications and the Special Provisions, the Contractor shall apply to the Engineer for such further explanations as may be necessary and shall conform to the same part of the contract, so far as may be consistent with the original specifications; and in the event of any doubt or questions arising respecting the true meaning of the specifications; reference shall be made to the Engineer, whose decision thereon shall be final.

In the event of any discrepancy between any drawings and the figures written thereon, the figures shall be taken as correct. The Contractor will not be allowed to take advantage of errors and omissions in the drawings and specifications. When errors or omissions are found, they will be corrected or supplied by the Engineer.

### 3.05 SUPERINTENDENCE

The Contractor shall keep on his work, continually during its progress, a competent Superintendent responsible for the construction of the work, and any necessary assistants; all satisfactory to the Engineer. The Superintendent shall represent the Contractor in his absence and all directions given to him shall be as binding as if given to the Contractor. Important directions shall be confirmed in writing to the Contractor. Other directions shall be so confirmed on written request in each case.

### 3.06 LINES AND GRADES

The Contractor shall provide reasonable and necessary opportunities and facilities for setting points and making measurements. He shall not proceed until he has made timely demand upon the Engineer for, and has received from him, such lines and grades as may be necessary as the work progresses. The work shall be done in strict conformity with such lines and grades.

The Contractor shall carefully preserve benchmarks, reference points and stakes, and in case of willful or careless destruction, he shall be charged with the resulting expense and shall be responsible for any mistakes that may be caused by their unnecessary loss or disturbance.

### 3.07 INSPECTION OF WORK

The Engineer and his representatives shall at all times have access to the work during its construction, and shall be furnished with every reasonable facility for ascertaining that the stock and materials used and employed, and the workmanship, are in accordance with the requirements and intentions of these specifications. All work done and all materials furnished shall be subject to the Engineer's inspection and approval to ensure design objectives.

The inspection of the work shall not relieve the Contractor of any of his obligations to fulfill his contracts as prescribed, and defective work shall be made good and unsuitable materials may be rejected, notwithstanding that such defective work and materials have been previously overlooked by the Engineer and accepted or estimated for payment.

### 3.08 REMOVAL OF DEFECTIVE AND UNAUTHORIZED WORK

All work which has been rejected shall be remedied, or removed and replaced by the Contractor in an acceptable manner and no compensation will be allowed him for such removal or replacement. Any work done beyond the lines and grades shown on the plans or established by the Engineer, or any extra work done without written authority, will be considered as unauthorized and will not be paid for. Work so done may be ordered removed at the Contractor's expense. Upon failure on the part of the Contractor to comply forthwith with any order of the Engineer made under the provisions of this article, the Engineer shall have authority to cause defective work to be remedied, or removed and replaced, and unauthorized work to be removed and to deduct the costs for this work from any monies due or to become due the Contractor.

### 3.09 EQUIPMENT AND PLANT

Equipment not suitable to produce the quality of work required will not be permitted to operate on the project. Plants shall be designed and constructed in accordance with general practice for such equipment and shall be of sufficient capacity and of such character to ensure the production of sufficient material to carry the work to completion within the time limit.

The Contractor shall provide adequate and suitable equipment and plants to meet the above requirements and, when ordered by the Engineer, shall remove unsuitable equipment from the work and discontinue the operation of unsatisfactory plants. No worn or obsolete equipment shall be used, and in no case shall the maker's rating of the capacity for any equipment be exceeded.

All vehicles used to haul materials over existing highways shall be equipped with pneumatic tires.

### 3.10 FINAL INSPECTION

The Engineer will not make the final inspection until the work provided for and contemplated by the contract has been completed and the final cleaning up performed.

## SECTION IV - CONTROL OF MATERIAL

### 4.01 DISTRICT FURNISHED MATERIALS

The Contractor shall furnish all materials required to complete the work, except those specified in the Special Provisions to be furnished by the District. Materials furnished by the District will be delivered to the Contractor at the points specified in the Special Provisions.

The Contractor will be held responsible for all materials so delivered to him, and deductions will be made from any monies due him to make good any shortages and deficiencies,

from any cause whatsoever, which may occur after such delivery, or for any demurrage charges due to delinquency in unloading.

#### 4.02 SOURCE OF SUPPLY AND QUALITY OF MATERIALS

At the option of the Engineer the source of supply of each of the materials shall be approved by him before the delivery is started. Only materials conforming to the requirements of these specifications and approved by the Engineer shall be used in the work. All materials proposed for use may be inspected or tested at any time during their preparation and use. If, after trial, it is found that sources of supply which have been approved do not furnish a uniform product, or if the product from any source proves unacceptable at any time, the Contractor shall furnish approved material from other approved sources. No material which, after approval, subsequently becomes unfit for use shall be used in the work.

#### 4.03 SAMPLES AND TESTS

All tests of materials furnished by the Contractor shall be made by the District in accordance with commonly recognized standards of national organizations, and such special methods and tests as are in use at the District's approved laboratory and described in the Detailed Specifications.

Field tests of materials will also be made by the Engineer when deemed necessary and these tests shall be made in accordance with standard practices of the District.

The Contractor shall furnish such samples of all materials as are requested by the Engineer without charge. No material shall be used until it has been approved by the Engineer. Samples will be secured and tested whenever necessary to determine the quality of the material.

Promptly after the approval of the contract, the Contractor shall notify the Engineer of the proposed sources of supply of all materials to be furnished by him, using a form which will be supplied by the Engineer upon request.

Whenever reference is made in these specifications to standard tests or requirements of the laboratory of the District, the American Society for Testing Materials, the American Railway Engineering Association, or the American Association of State Highway Officials, the reference shall be construed to mean the standards that are in effect at the date of these specifications with subsequent amendments, changes, or additions as thereafter adopted and published by the organization referred to.

#### 4.04 STORAGE OF MATERIALS

Materials shall be so stored as to ensure the preservation of their quality and fitness for the work. When considered necessary by the Engineer, they shall be placed on wooden platforms or other hard, clean surfaces and not on the ground. They shall be placed under cover when so directed. Stored materials shall be so located as to facilitate prompt inspection.

#### 4.05 DEFECTIVE MATERIALS

All materials not conforming to the requirements of these specifications shall be considered as defective and all such materials, whether in place or not, shall be rejected and shall be removed immediately from the site of the work unless otherwise permitted by the Engineer. No rejected materials, the defects of which have been subsequently corrected, shall be used until approval in writing has been given by the Engineer. Upon failure on the part of the Contractor to comply forthwith with any order of the Engineer made under the provisions of this article, the Engineer shall have authority to remove and replace defective material and to deduct the cost of removal and replacement from any monies due or to become due the Contractor.

#### 4.06 ASSIGNMENT OF CLAIMS

In submitting a bid on this public works project, or any subcontractor agreeing to supply goods, services, or materials, and entering a contract pursuant thereto, the Contractor and/or subcontractor do offer and agree to assign to the District all rights, title, and interest in and to all causes of action it may have under Section 4 of the Clayton Act (15 U.S.C. Section 15) or under the Cartwright Act (Chapter 2 (commencing with Section 16700) of Part 2 of Division 7 of the Business and Professions Code), arising from purchases of goods, services, or materials pursuant to the public works contract or the subcontract. This assignment shall be made and become effective at the time the awarding body tenders final payment to the Contractor, without further acknowledgment by the parties.

### SECTION V - LEGAL RELATIONS AND RESPONSIBILITY

#### 5.01 LAWS TO BE OBSERVED

(a) Compliance with Applicable Law. Reference to and/or incorporation into the Contract Documents of a particular law, statute, ordinance, rule or regulation is not, nor is it intended to be, a definitive statement of the law applicable to the Contract Documents and the accomplishment of the work. Contractor must keep informed as to all such applicable law - Federal, State, County, Municipal, District - as it affects the conduct of the work and comply with such law, including, but not limited to, having requisite licenses, obtaining necessary permits, paying necessary fees and taxes, posting notices and installing, operating and maintaining safety precautions and facilities. It is likewise Contractor's responsibility to see to it that his subcontractors also fully comply with such applicable law.

If at any time Contractor is of the opinion that there is a discrepancy or inconsistency in the plans, drawings, specifications or other Contract Documents, he shall immediately cease work involving such alleged discrepancies or inconsistencies and report the same in writing to the Chief Engineer and shall not proceed with such work until ordered so to do, and in the manner instructed by the Chief Engineer.

Contractor shall protect and defend District, its officers, agents and employees against any claim or liability arising from or based upon any alleged violation of such applicable law. See also Subsection 8.02.

(b) Labor Code - Reference is made to Chapter 1, Part 7, Division 2 of the California Labor Code (commencing with Section 1720). By this reference said Chapter 1 is incorporated herein with like effect as if it were here set forth in full. The parties recognize that said Chapter 1 deals with, among other things, discrimination, penalties and forfeitures, their disposition and enforcement, wages, working hours and securing workers' compensation insurance and directly affect the method of prosecution of the work by Contractor and subject it under certain conditions to penalties and forfeitures. Execution of the Agreement by the parties constitutes their agreement to abide by said Chapter 1. Their stipulation as to all matters which they are required to stipulate as to by the provisions of said Chapter 1, constitutes Contractor's certification that it is aware of the provisions of said Chapter 1 and will comply with them and further constitutes Contractor's certification as follows: "I am aware of the provisions of Section 3700 of the California Labor Code which require every employer to be insured against liability for workers' compensation or to undertake self-insurance in accordance with the provisions of that Code, and I will comply with such provisions before commencing the performance of the work of this contract." Contractor and its subcontractors shall comply with the provisions of S1777.5 of the Labor Code regarding apprentices.

Contractor shall post at each job site during the course of the work a copy of County's "Determination of Prevailing Wage Rates", copies of said Determination are available from County for this purpose.

(c) Equal Employment Opportunity

General - Contractor shall not discriminate in its recruiting, hiring, promotion, demotion or termination practices on the basis of race, religious creed, color, national origin, ancestry, sex, age or physical handicap in the performance of this Contract and shall comply with the provisions of the Government Code Section (commencing with §12900 et seq.), the Federal Civil Rights Act of 1964 (P.L. 88-352) and all amendments thereto, Executive Order No. 11246 (30 Federal Register 12319), as amended, and all administrative rules and regulations issued pursuant to said Acts and Order. See particularly 41 Code of Federal Regulation (CFR) Chapter 60.

Contractor shall require each of its subcontractors to comply with the preceding paragraph and shall include in each subcontract language similar to the preceding paragraph.

Contractor shall permit access to its records of employment, employment advertisement, application forms and other pertinent data and records by Owner and any state or federal agency having jurisdiction for the purpose of investigation to ascertain compliance with this Section.

Owner may assign an affirmative action representative to monitor Contractor and its subcontractor(s) conduct required by this Section, including the right of entry to the construction site for the purpose of obtaining information from persons performing work on the project providing such inspection does not interfere with the progress of the work.

Elsewhere in the Contract Documents specific requirements may be contained covering the same subject matter of this Section. If so, such specific requirements prevail over this Section in case of conflict.



Transactions of \$10,000 or under - Contracts and subcontracts not exceeding \$10,000 are exempt from the requirements of this Section. No Contractor or subcontractor shall procure supplies and/or services in less than usual quantities to avoid applicability of this Section. With respect to contracts and subcontracts for indefinite quantities, this Section applies unless the amount required in any one year under such contract will reasonably be expected not to exceed \$10,000.

Transactions in Excess of \$10,000 but less than \$50,000 - At Owner's request, Contractor shall certify that it has in effect an affirmative action plan and agrees to comply with all state and federal laws and regulations regarding Fair Employment Practices. Contractor shall maintain a written copy of its affirmative action plan and furnish Owner a copy of the plan upon request. Owner may require Contractor to complete an Affirmative Action Compliance Report, on a form furnished by Owner, setting forth definite goals during the term of this contract.

Transactions of \$50,000 or more - If Contractor has 50 or more employees and a contract for \$50,000 or more, it shall develop and submit to Owner, within 30 days after award, a written affirmative action compliance program providing in detail specific steps to guarantee equal employment opportunity. Contractor shall include in its affirmative action program a table of job classifications, which table shall include but need not be limited to job titles, duties and rates of pay.

Contractor shall in each subcontract let to do a portion of the work covered hereunder, where the subcontractor involved has 50 or more employees and the subcontract is for \$50,000 or more, impose in the subcontract the above requirements.

For the purpose of determining the number of employees, the average of the Contractor's or its subcontractor's employees for the 12 month period immediately prior to award, or the total number of employees Contractor or its subcontractor will have when performing this contract, whichever is higher, shall be used.

Federally Assisted Construction - If this project is a Federally assisted construction project, then the contract provisions contained 41 CFR S60-1.4(b) are incorporated herein and Contractor shall likewise incorporate said provisions in each subcontract entered into by Contractor to perform the work. Federally assisted construction is identified as such in the Notice Inviting Bids.

(d) Registration of Contractors - In order to be considered a prospective bidder must be licensed in accordance with Division 3, Chapter 9 (commencing with Section 7000) of the Business and Professions Code.

(e) Accident Prevention - Particular attention shall be given to relevant Division of Industrial Safety Construction and Electrical Safety Orders. Said Orders are contained in Title 8 of the California Administrative Code, Chapter 4, Subchapters 4 and 5. Specific attention shall be taken of the California Occupational Safety and Health Act of 1973 (commencing with Section 6300 of the Labor Code) and the Federal Occupational Safety and Health Act of 1970 (P.L. 91-596) and rules and regulations issued pursuant to said Acts. Specific reference is made to Article 6 of said Construction Safety Orders. Contractor shall submit to Engineer, who will

accept in advance of excavation, a detailed plan showing the design of shoring, bracing, sloping of the sides of trenches, or other provisions to be made for protection of personnel during earthwork operations. In event the Contractor's plan does not conform with the shoring system requirements of Article 6, the Contractor's proposed shoring design shall be prepared and signed by a civil or structural engineer registered in the State of California.

The Contractor shall also impose the foregoing requirements on all subcontractors involved and enforce compliance therewith.

The duties here set forth are nondelegable by Contractor who shall protect and defend District, its officers, agents and employees in connection therewith. See Subsection 8.02.

#### 5.02 CONTRACTOR'S RESPONSIBILITY

Contractor is under the absolute duty in fulfilling its contractual obligations hereunder to proceed, and cause its subcontractors to proceed, in a safe, workmanlike manner, with adequate safeguards for the protection of the public, the workmen and persons from time to time inspecting the work. If at any time Contractor finds any of its subcontractors are allowing work to proceed in an unsafe manner and contrary to the intent of these Contract Documents, Contractor shall immediately cause such action to stop and immediately take all action necessary to protect workmen, inspectors and the general public and cause the work to proceed in a safe manner.

Contractor shall protect and defend District, its officers, agents and employees in reference to acts or omissions contrary to the above. See particularly Subsection 8.02.

District may withhold funds otherwise due Contractor whenever, in its judgment, this subsection is not being complied with.

#### 5.03 CONTRACTOR'S RESPONSIBILITY FOR WORK

Until the formal acceptance of the work by the District, the Contractor shall have the charge and care thereof and shall bear the risk of injury or damage to any part thereof by the action of the elements or from any other cause, whether arising from the execution or from the nonexecution of the work. The Contractor shall rebuild, repair, restore, and make good all injuries or damages to any portion of the work occasioned by any of the above causes before its completion and acceptance and shall bear the expense thereof, except for such injuries or damages as are occasioned by acts of the Federal Government and the public enemy. In case of suspension of work from any cause whatever, the Contractor shall be responsible for all materials and shall properly store them if necessary and shall erect temporary structures where necessary.

#### 5.04 PROPERTY RIGHTS IN MATERIALS

Nothing in the contract shall be construed as vesting in the Contractor any right of property in the materials used after they have been attached or affixed to the work or the soil. All such materials shall become the property of the District upon being so attached or affixed.

#### 5.05 PERMITS AND LICENSES

The Contractor shall procure all permits and licenses, pay all charges and fees, and give all notices necessary and incident to the due and lawful prosecution of the work.

#### 5.06 ROYALTIES AND PATENTS

The Contractor shall assume all costs arising from the use of patented materials, equipment, devices, or processes used on or incorporated on the work, and agrees to indemnify and save harmless the Riverside County Flood Control District, the Board of Supervisors, the Flood Control Engineer, and their duly authorized representatives, from all suits at law, or actions of every nature for, or on account of, the use of any patented materials, equipment, devices, or processes.

#### 5.07 SANITARY PROVISIONS

Necessary conveniences, properly secluded from public observation shall be provided by the Contractor where needed for the use of laborers on the work. Their location, construction and maintenance shall be subject to the approval of the Engineer, and their use shall be strictly enforced. The Contractor shall obey and enforce such sanitary regulations as may be prescribed by the State Department of Health or other authorities having jurisdiction.

#### 5.08 PUBLIC SAFETY

The Contractor at his own expense shall furnish, erect, and maintain such fences, barriers, lights, and signs as are necessary to give adequate warning to the public at all times that the bridges, culverts, and work along public highways are under construction; and of any dangerous conditions to be encountered as a result thereof; and he shall erect such warning and directional signs and employ such flagmen as are required and maintain same throughout the construction period.

Full compensation for the work involved in carrying out the precautionary measures above specified shall be considered as included in the prices paid for the various contract items of work and no additional allowance will be made therefor.

#### 5.09 USE OF EXPLOSIVES

When the use of explosives is necessary for the prosecution of the work, the Contractor shall use the utmost care not to endanger life or property.

All explosives shall be stored in accordance with the provisions of Division II, Part I, Chapter 3, of the Health and Safety Code of the State of California.

#### 5.10 PROVISIONS FOR EMERGENCIES

Unusual conditions may arise on the work which will require that immediate and unusual provisions be made to protect the public from danger or loss or damage to life and property, due directly or indirectly to the prosecution of the work, and it is part of the service required of the Contractor to make such provisions and to furnish such protection.

The Contractor shall use such foresight and shall take such steps and precautions as his operations make necessary to protect the public from danger or damage, or loss of life or property, which would result from the interruption or contamination of public water supply, irrigation or other public service, or from the failure of partly completed work.

Whenever work is undertaken pursuant to the above provisions, Contractor shall promptly file with District a verified report setting forth the nature of the emergency and the action taken by the Contractor by reason of the emergency.

Whenever, in the opinion of the Engineer, an emergency exists against which the Contractor has not taken sufficient precaution for the safety of the public or the protection of utilities or of adjacent structures or property which may be injured by process of construction on account of such neglect; and whenever, in the opinion of the Engineer, immediate action shall be considered necessary in order to protect public or private, personal or real property interests, or prevent likely loss of human life or damage on account of the operations under the contract, then and in that event the Engineer may provide suitable protection to said interests by causing such work to be done and material to be furnished as, in the opinion of the Engineer, may seem reasonable and necessary.

The cost and expense of all such emergency work shall be borne by the Contractor, and if he shall not pay said cost and expense upon presentation of the bills therefor, duly certified by the Engineer, then said cost and expense will be paid by the District and shall thereafter be deducted from any amounts due, or which may become due said Contractor. Failure of the District, however, to take such precautionary measures, shall not relieve the Contractor of his full responsibility for public safety.

#### 5.11 UNFORESEEN DIFFICULTIES

All loss or damages, except as noted in Section 8.03, arising out of the nature of the work to be done under the contract, or from any unforeseen obstructions or difficulties which may be encountered during the progress of the work and in the prosecution of the same, or from the action of the elements, or from encumbrances in the line of work, shall be sustained by the Contractor.

#### 5.12 ACCESS TO THE WORK

Access to the work from existing roads shall be provided by the Contractor at his expense and maintained in a manner so as not to create a public nuisance. The Board of Supervisors, Flood Control District and Engineer assume no responsibility for the condition or maintenance of any existing road or structure thereon that may be used by the Contractor for performing the work under these specifications and for traveling to and from the site of the work. No direct payment will be made to the Contractor for constructing temporary roads used for construction operations or for improving, repairing, or maintaining any existing road or structure thereon that may be used by the Contractor for performance of the work under these specifications. The cost of all work described in this paragraph shall be included in the prices bid in the schedule for other items of construction work.

### 5.13 GUARANTEE OF WORK

All work is guaranteed by Contractor for a period of one year from the recordation of the Notice of Completion against defects resulting from the use of inferior materials, equipment, or workmanship. Upon notice from District, Contractor shall promptly remedy such defects at his expense, including payment to District of its expenses in connection with remedying such defects, otherwise District shall proceed to remedy such defects and Contractor shall upon demand reimburse District for its expenses in connection therewith.

The above one year guarantee is in addition to any specific guarantee(s) provided for elsewhere in the Contract Documents.

### 5.14 DAMAGES BY ACT OF GOD

If the construction of the project herein is damaged, which damage is determined to have been proximately cause by an act of God, in excess of 5% of the contract amount, provided that the work damaged is built in accordance with applicable building standards and the plans and specifications, then the District, may, without prejudice to any other right or remedy, terminate the contract.

## SECTION VI - PROSECUTION AND PROGRESS

### 6.01 PROGRESS OF THE WORK

The Contractor shall begin the work within ten (10) calendar days after the date of the receipt by him of notice to proceed from the Chief Engineer and shall diligently prosecute the same to completion within the time limit provided in the Special Provisions.

### 6.02 OVERTIME WORK AND WORK AT NIGHT

It is intended that the Contractor prosecute the work on a five (5) day, forty (40) hour work week with no work on legal holidays. If the Contractor feels it is necessary to work more than the normal 40 hour work week, he will make a written request for permission from the Engineer, outlining the reasons for such request. The decision of granting permission for overtime work shall be made by the Engineer and shall be final. A condition will be imposed on the granting of a request to work overtime, requiring the Contractor to pay the District the cost incurred at overtime rates for additional inspection and engineering time required in connection with the overtime work.

When any work is performed at night, only such classes of work shall be done as can be properly inspected. Adequate light must be provided for the safety of the men and for proper inspection.

### 6.03 SUBCONTRACTING

Reference is made to the Subletting and Subcontracting Fair Practice Act contained in the Public Contract Code (commencing §4100). By this reference, said Act is incorporated herein with like effect as if it were here set forth in full and the parties shall abide by its terms and substitution shall be only as allowed by that Act.

Contractor shall be responsible for the acts and omissions of its subcontractors and shall make certain that at all times its subcontractors comply with the terms of the Contract Documents and applicable law insofar as such compliance relates to the work.

District reserves the right to approve all subcontractors whether or not they are required to be listed in the Contractor's Proposal. As used in this Section "subcontractor" includes any person who fabricates or manufactures any article for incorporation into the work whether or not they install or test after installation or contract to install or test after installation, but does not include suppliers of fungible goods for incorporation into the work unless such supplier also installs or tests or contracts to install or test.

The Contractor shall give his personal attention to the fulfillment of the contract and shall keep the work under his control. The Contractor shall perform with his own organization work of a value amounting to not less than 60 percent of the remainder obtained by subtracting from the total original contract value the sum of any item designated herein or in the Special Provisions as Specialty Items. The furnishing and placing of reinforcing steel, when placing is performed by the supplier, will be considered as a Specialty Item for this purpose; however, he shall be designated in the list of subcontractors. The value of the work subcontracted will be based on the contract item bid price. When a portion of an item is subcontracted, the value of work subcontracted will be based on the estimated percentage of the Contract Unit Price. This will be determined from information submitted by the Contractor, and subject to approval by the Engineer.

Where a portion of the work which has been subcontracted by the Contractor is not being prosecuted in a manner satisfactory to the District, the subcontractor shall be removed immediately on the requisition of the Engineer and shall not again be employed on the work.

### 6.04 CHARACTER OF WORKMEN

If any subcontractor or person employed by the Contractor shall fail or refuse to carry out the directions of the Engineer or shall appear to the Engineer to be incompetent or to act in a disorderly or improper manner, he shall be discharged immediately on the requisition of the Engineer, and such person shall not again be employed on this work.

### 6.05 TEMPORARY SUSPENSION OF THE WORK

The Engineer shall have the authority to suspend the work wholly or in part, for such period as he may deem necessary, due to unsuitable weather, or to such other conditions as are

considered unfavorable for the suitable prosecution of the work, or for such time as he may deem necessary due to the failure on the part of the Contractor to carry out orders given, or to perform any provision of the contract. The Contractor shall immediately comply with the written order of the Engineer to suspend the work wholly or in part. The work shall be resumed when conditions are favorable and methods are corrected, as ordered or approved in writing by the Engineer.

#### 6.06 TIME OF COMPLETION AND DAMAGES

The Contractor shall complete the work called for under the contract in all parts and requirements within the number of working days specified in the Special Provisions.

A working day is hereby defined as any day; except Saturdays, Sundays, and legal holidays and days on which the Contractor is specifically required by the Special Provisions to suspend construction operations; on which the Contractor is not prevented by inclement weather or conditions resulting immediately therefrom adverse to the current controlling operation or operations, as determined by the Engineer, from proceeding with at least 60 percent of the normal labor and equipment force engaged in such operation or operations for at least five hours toward completion of such operation or operations.

The Engineer will furnish the Contractor a weekly statement showing the number of working days charged to the contract for the preceding week, the number of working days specified for completion of the contract, and the number of working days remaining to complete the contract. The Contractor will be allowed one week in which to file a written protest setting forth in what respects said weekly statement is incorrect, otherwise the statement shall be deemed to have been accepted by the Contractor as correct.

The following holidays will be considered as legal holidays: New Year's Day; Martin Luther King Jr.'s Birthday, Lincoln's Birthday; Washington's Birthday; Memorial Day; Independence Day; Labor Day; Columbus Day; Veteran's Day; Thanksgiving Day; Christmas; and such other days as are declared holidays by ordinance passed by the Board of Supervisors of Riverside County.

Contractor acknowledges that failure to perform in strict accordance with the Contract Documents and within the time limit specified in the Special Provisions will cause District to suffer special damages in addition to cost of completion of the work in accordance with the provisions of the Contract Documents. Such special damage could include, but is not limited to, lease and rental cost, additional salaries and overhead, interest during construction, attorney expense, additional engineering, inspection expense, cost of maintaining or constructing alternate facilities and injury to the property of the District or others. The daily cost to the District for inspection and superintendence by the District shall be the amount specified in the Special Provisions. The District may withhold from any money due or that may become due the Contractor under the contract, such amount as the District may elect to offset the damages incurred and any withholding or failure to withhold shall not in any way limit recovery for damages actually incurred.

It is further agreed that in case the work called for under the contract is not finished and completed in all parts and requirements within the time specified, the Board of Supervisors shall have the right to extend the time for completion or not, as may seem best to serve the interest of the District, and if it decides to extend the time limit for the completion of the contract, it shall further have the right to charge to the Contractor, his heirs, assigns or sureties and to deduct from the final payment for the work all or any part, as it may deem proper, of the actual cost of engineering, inspection, superintendence, and other overhead expenses which are directly chargeable to the contract, and which accrue during the period of such extension, except that cost of final surveys and preparation of final estimate shall not be included in such charges.

The Contractor shall not be assessed damages nor the cost of engineering and inspection during any delay in the completion of the work caused by acts of God or of the public enemy, acts of the District, encountering unknown utility facilities, fire, floods, epidemics, quarantine restrictions, strikes, freight embargoes, and severe weather or delays of subcontractors due to such causes, provided that the Contractor shall notify the Engineer in writing of the causes of delay within ten (10) days from the beginning of any such delay, and his findings of the facts thereon shall be final and conclusive. Contractor shall not be assessed damages for delay in the completion of the project, when such delay was caused by the failure of the District or the owner of the utility facilities.

The term "severe weather" shall be construed to mean only such weather as is unreasonable or extraordinary and in the opinion of the Engineer, the work could not be prosecuted by the Contractor during the period throughout which such weather prevailed.

#### 6.07 DELAYS AND EXTENSION OF TIME

If delays are caused by unforeseen causes beyond the control of either the Contractor or the District, such as war, strikes, fire, floods, or other action of the elements, such delays will entitle the Contractor to an equivalent extension of time for the completion of the contract, but the Contractor shall not be entitled to damages or additional payments over and above the contract price due to delay caused by any of the above-mentioned causes. Furthermore, if the Contractor suffers any delay caused by the failure of the District to furnish the necessary right of way or materials agreed to be furnished by it, or by failure to supply necessary plans or instructions concerning the work to be done after written request therefor has been made, the Contractor shall be entitled to an extension of time equivalent to the time lost for any of the above-mentioned reasons, but shall not be entitled to any damages for such delay.

#### 6.08 ASSIGNMENT

The contract may be assigned only upon written consent of the District. Such written consent to sublet, assign or otherwise dispose of any portion of the contract, shall not be construed to relieve the Contractor of any responsibility for the fulfillment of the contract.

#### 6.09 TERMINATION OF CONTRACT

Subject to all applicable provisions of these specifications and/or the contract to be entered into hereunder, the Engineer is hereby empowered to direct the time and rate of delivery of materials at the site of work and to direct the time, rate and sequence of work. If the Contractor fails to begin delivery of material and equipment or to commence work within the



time specified herein, and/or in the contract, or to maintain the rates of delivery of materials, or to execute the work in the manner and at such locations as directed by the Engineer, or fails to maintain a program of work in such a manner as will, in the judgment of the Engineer inure to interests of the District, or, if in the judgment of the Engineer, the Contractor is not carrying out the provisions of the contract in their true intent and meaning, written notice by the Chief Engineer may be served upon him and the Surety on his faithful performance bond demanding a satisfactory compliance with the contract, and with these specifications. If the Contractor and/or his Surety refuses or neglects to comply with such notice within five (5) days after receiving same, or after commencing so to do, fails to continue so to do, or has assigned or sublet the contract without the consent of the District, then the District may exclude him from the premises and take possession thereof, together with all material and equipment thereon, and may complete the work itself, either by force account or by letting the unfinished portion of the work to another Contractor or by a combination of such methods. In any event, the cost of the completion of said work shall be a charge against the Contractor and his Surety and may be deducted from any money due or becoming due from the District, and if the sums due under the contract are insufficient, said Contractor and/or his Surety shall pay to the District within five (5) days after the completion of the work all of such cost in excess of the contract price.

The Surety, in the event that it assumes part of the work, shall take the Contractor's place in this contract in all respects for that part and shall be paid by the District for all work performed by it in accordance with the terms of this contract. If the Surety assumes the entire contract, all monies remaining due the Contractor at the time of his default shall be made payable to the Surety as the work progresses, subject to the terms of the contract.

## SECTION VII - PAYMENT

### 7.01 SCOPE OF PAYMENTS

The Contractor shall accept compensation, as herein provided, in full payment for furnishing all materials, labor, tools, and equipment necessary to the completed work and for performing all work contemplated and embraced under the contract; also for loss or damage arising from the nature of the work, or from the action of the elements, except as hereinbefore provided, or from any unforeseen difficulties which may be encountered during the prosecution of the work until the final acceptance by the Board of Supervisors; and for all risks of description connected with the prosecution of the work, also for all expenses incurred in consequence of the suspension or discontinuance of the work as herein specified; and for completing the work according to the plans and specifications. Neither the payment of any estimate nor of any retained percentage shall relieve the Contractor of any obligation to make good any defective work or material.

**7.01A**     Measurement and Computation of Quantities - All items of the work to be paid for at a contract price per unit of measurement will be measured by the Engineer in accordance with United States Standard Measures. A ton shall mean 2,000 pounds, avoirdupois. Except as otherwise expressly provided in the specifications, the methods of measurement and computation of quantities of such items will be determined by the Engineer, taking into account the price of the item relative to its quantity and the costs of measurement.

The weights of metalwork, pipe, and other metal parts to be paid for by weight will be determined by the Engineer on the basis of handbook weights, scale weights, or manufacturer's

catalog weights, or in the absence of any of the foregoing, on the basis of estimated weights; provided, that weights of nonmetallic coatings will be excluded.

7.01B Payment at Contract Prices - The contract price for an item of the work shall include full compensation for all costs of that item, including the costs of any work, materials and equipment incidental to the item but not specifically shown or described in the drawings and specifications, subject only to such express limitations as may be stated in the specifications defining the item or prescribing payment therefor.

The contract prices shall include full compensation for all costs of any work, materials, and equipment required by the drawings and specifications at the time of contract award, but not covered by a contract price or otherwise expressly made the subject of direct payment.

## 7.02 PAYMENT AND COMPENSATION FOR ALTERED QUANTITIES

When alterations in plans or quantities of work are ordered and performed, the Contractor shall accept payment in full at the contract unit price for the actual quantities of work done and no allowance will be made for anticipated profits. Increased or decreased work involving supplemental agreements will be paid for as stipulated in such agreements.

## 7.03 FORCE ACCOUNT PAYMENT

When extra work is to be paid for on a force account basis, compensation will be determined as follows:

7.03A Work Performed by Contractor - The Contractor will be paid for labor, materials, and equipment rental as hereinafter provided, except where agreement has been reached to pay in accordance with Section 7.03B. Only materials incorporated in the work will be paid for.

To the total computed as provided in Sections 7.03A(1), 7.03A(2) and 7.03A(3) will be added the following percentages:

Labor	-	24 percent
Materials	-	15 percent
Equipment Rental	-	15 percent

It is understood labor, materials, and equipment may be furnished by the Contractor or by the subcontractor or by others on behalf of the Contractor.

When extra work paid for on a force account basis is performed by forces other than the Contractor's organization, the Contractor shall reach agreement with such other forces as to the distribution of the payment made by the District for such work and no additional payment therefor will be made by the District.

7.03A(1) Labor - The Contractor will be paid the cost of labor for the workmen (including foremen when authorized by the Engineer), used in the actual and direct performance of the work. The cost of labor, whether the employer is the Contractor, subcontractor, or other forces, will be the sum of the following:

7.03A(1a) Actual Wages - The actual wages paid will be as published by the Director of Industrial Relations of the State of California for the region where work is performed and that are in effect at the time of award of the contract. The classification of workmen used shall not be in excess of the industry standard for the region where work is performed. Copies of the published labor rates are on file at the District office.

7.03A(1b) Labor Surcharge - To the actual wages as defined in Section 7.03A(1a), will be added a labor surcharge set forth in the Special Provisions, which labor surcharge shall constitute full compensation for all payments imposed by State and Federal laws and for all other payments made to, or on behalf of, the workmen, other than actual wages as defined in Section 7.03A(1a) and subsistence and travel allowance as specified in Section 7.03A(1c).

7.03A(1c) Subsistence and travel allowance paid to such workmen as required by collective bargaining agreements.

7.03A(2) Materials - The cost of materials incorporated in the work will be the cost to the purchaser, whether Contractor, subcontractor or other forces, from the supplier thereof, except as the following are applicable:

7.03A(2a) If a cash or trade discount by the actual supplier is offered or available to the purchaser, it shall be credited to the District notwithstanding the fact that such discount may not have been taken.

7.03A(2b) If the materials are procured by the purchaser by any method which is not a direct purchase from and a direct billing by the actual supplier to such purchaser, the cost of such materials shall be deemed to be the price paid to the actual supplier as determined by the Engineer. No markup except for actual costs incurred in the handling of such materials will be permitted.

7.03A(2c) If the materials are obtained from a supply or source owned wholly or in part by the purchaser, payment therefor will not exceed the price paid by the purchaser for similar materials furnished from said source on contract items or on the current wholesale price for such materials delivered to the job site whichever price is lower.

7.03A(2d) If the cost of such materials is, in the opinion of the Engineer, excessive, then the cost of such materials shall be deemed to be the lowest current wholesale price at which such materials are available in the quantities concerned delivered to the job site, less any discounts as provided in Section 7.03(2a).

7.03A(2e) If the Contractor does not furnish satisfactory evidence of the cost of such materials from the actual supplier thereof, the cost shall then be determined in accordance with Section 7.03A(2d).

The District reserves the right to furnish such materials as it deems advisable, and the Contractor shall have no claims for costs and profit on such materials.

7.03A(3) Equipment Rental - The Contractor will be paid for the use of equipment at the rental rates listed for such equipment in the Special Provisions, regardless of ownership and any rental or other agreement, if such may exist, for the use of such equipment entered into by the Contractor. If it is deemed necessary by the Engineer to use equipment not listed in the Special Provisions, a suitable rental rate for such equipment will be established by the Engineer. The Contractor may furnish any cost data which might assist the Engineer in the establishment of such rental rate.

The rental rates paid as above provided shall include the cost of fuel, oil, lubrication, supplies, necessary attachments, repairs and maintenance of any kind, depreciation, storage, insurance, and all incidentals.

Operators of rented equipment will be paid for as provided under Section 7.03A(1).

All equipment shall, in the opinion of the Engineer, be in good working condition and suitable for the purpose for which the equipment is to be used.

Unless otherwise specified, manufacturer's ratings and manufacturer approved modifications shall be used to classify equipment for the determination of applicable rental rates. Equipment which has no direct power unit shall be powered by a unit of at least the minimum rating recommended by the manufacturer.

Individual pieces of equipment or tools having a replacement value of \$25.00 or less, whether or not consumed by use, shall be considered to be small tools and no payment will be made therefor.

Rental time will not be allowed while equipment is inoperative due to breakdowns.

In computing the rental time of equipment, less than 30 minutes shall be considered ½ hour.

7.03A(3a) Equipment on the Work - The rental time to be paid for equipment on the work shall be the time the equipment is in operation on the extra work being performed, and in addition, shall include the time required to move the equipment to location of the extra work and return it to the original location or to another location requiring no more time than that required to return it to its original location, except that moving time will not be paid for if the equipment is used at the site of the extra work on other than such extra work. Loading and transporting costs will be allowed, in lieu of moving time, when the equipment is moved by means other than its own power, except that no payment will be made if the equipment is used at the site of the extra work on other than such extra work.

7.03A(3b) Equipment not on the Work - For the use of equipment moved in on the work and used exclusively for extra work paid for on a force account basis, the Contractor will be paid the rental rates listed in the Special Provisions or as agreed to as provided

in Section 7.03A(3) and for the cost of transporting the equipment to the location of the work and its return to its original location, all in accordance with the following provisions:

- (1) The original location of the equipment to be hauled to the location of the work shall be agreed to by the Engineer in advance.
- (2) The District will pay the costs of loading and unloading such equipment.
- (3) The cost of transporting equipment on low bed trailers shall not exceed the hourly rates charged by established haulers.
- (4) The cost of transporting equipment shall not exceed the applicable minimum established rates of the Public Utilities Commission.
- (5) The rental period shall begin at the time the equipment is unloaded at the site of the extra work, shall include each day that the equipment is at the site of the extra work, excluding Saturdays, Sundays, and legal holidays unless the extra work is performed on such days, and shall terminate at the end of the day on which the Engineer directs the Contractor to discontinue the use of such equipment. The rental time to be paid per day will be in accordance with the following:

<u>Hours Equipment is in Operation</u>	<u>Hours to be Paid</u>
0.....	4
0.5.....	4.25
1.....	4.5
1.5.....	4.75
2.....	5
2.5.....	5.25
3.....	5.5
3.5.....	5.75
4.....	6
4.5.....	6.25
5.....	6.5
5.5.....	6.75
6.....	7
6.5.....	7.25
7.....	7.5
7.5.....	7.75
8.....	8
Over 8.....	hours in operation

When hourly rates are listed, less than 30 minutes of operation shall be considered to be 1/2 hour of operation.

When daily rates are listed, payment for 1/2 day will be made if the equipment is not used. If the equipment is used, payment will be made for one day.

The minimum rental time to be paid for the entire rental period on an hourly basis shall not be less than 8 hours or if on a daily basis shall not be less than one day.

(6) Should the Contractor desire the return of the equipment to a location other than its original location, the District will pay the cost of transportation in accordance with the above provisions, provided such payment shall not exceed the cost of moving the equipment to the work.

(7) Payment for transporting, loading and unloading equipment, as above provided, will not be made if the equipment is used on the work in any other way than upon extra work paid for on a force account basis.

7.03B Work Performed by Special Forces or Other Special Services - When the Engineer and the Contractor, by agreement, determine that a special service or an item of extra work cannot be performed by the forces of the Contractor or those of any of his subcontractors, such service or extra work item may be performed by a specialist. Invoices for such service or item of extra work on the basis of the current market price thereof may be accepted without complete itemization of labor, material, and equipment rental costs when it is impracticable and not in accordance with the established practice of the special service industry to provide such complete itemization. In those instances wherein a Contractor is required to perform extra work necessitating a fabrication or machining process in a fabrication or machine shop facility away from the job site, the charges for that portion of the extra work performed in such facility may, by agreement, be accepted as a specialist billing.

To the specialist invoice price, less a credit to the District for any cash or trade discount offered or available, whether or not such discount may have been taken, will be added 15 percent in lieu of the percentages provided in Section 7.03A.

7.03C Records - The Contractor shall maintain his records in such a manner as to provide a clear distinction between the direct costs of extra work paid for on a force account basis and the costs of other operations.

The Contractor shall furnish the Engineer report sheets in duplicate of each day's extra work paid for on a force account basis no later than the working day following the performance of said work. The daily report sheets shall itemize the materials used, and shall cover the direct cost of labor and the charges for equipment rental, whether furnished by the Contractor, subcontractor, or other forces, except for charges described in Section 7.03B. The daily report sheets shall provide names or identifications and classifications of workmen, the hourly rate of pay and hours worked, and also the size, type and identification number of equipment, and hours operated.

Material charges shall be substantiated by valid copies of vendor's invoices. Such invoices shall be submitted with the daily report sheets, or if not available, they shall be submitted with subsequent daily report sheets. Should said vendor's invoices not be submitted within 15 days after acceptance of the work, the District reserves the right to establish the cost of such materials at the lowest current wholesale prices at which said materials are available in the quantities concerned delivered to the location of the work, less any discounts provided in Section 7.03A(2a).

Said daily report sheets shall be signed by the Contractor or his authorized agent.

The Engineer will compare his records with the daily report sheets furnished by the Contractor, make any necessary adjustments, and compile the costs of work paid for on a force account basis on daily extra work report forms furnished by the District. When these daily extra work reports are agreed upon and signed by both parties, they shall become the basis of payment for the work performed, but shall not preclude subsequent adjustment based on a later audit.

The Contractor's cost records pertaining to work paid for on a force account basis shall be open to inspection or audit by representatives of the District, during the life of the contract and for a period of not less than 18 months after the date of acceptance thereof, and the Contractor shall retain such records for that period. Where payment for materials or labor is based on the cost thereof to forces other than the Contractor, the Contractor expressly guarantees that the cost records of such other forces shall be open to inspection and audit by representatives of the District on the same terms and conditions as the cost records of the Contractor. If an audit is to be commenced more than 60 days after the acceptance date of the contract, the Contractor will be given a reasonable notice of the time when such audit is to begin.

7.03D - Payment as provided above in Sections 7.03A and 7.03B shall constitute full compensation to the Contractor for performance of work paid for on a force account basis and no additional compensation will be allowed therefor.

#### 7.04 ACCEPTANCE

The work shall be inspected for acceptance by the Engineer promptly upon receipt of notice in writing from the Contractor that the work is ready for such inspection.

The structures will not be finally accepted until the completion of the entire work under the contract.

#### 7.05 DEDUCTIONS FROM PAYMENTS

The Riverside County Flood Control and Water Conservation District, by and through the Board of Supervisors or other appropriate District officer or officers, may at its option and at any time retain out of any amounts due the Contractor sums sufficient to cover any unpaid claims, provided that sworn statements of said claims shall have been filed in the office of the District or in the office of any other District officer or officers having jurisdiction thereover.

#### 7.06 PARTIAL PAYMENTS

On or about the last day of each month, the Engineer shall make an estimate in writing of the total amount of work done by the Contractor to the time of such estimate and the value thereof. The District shall retain 10 percent (10%) of such estimated value of the work done as part security for the fulfillment of the contract by the Contractor, except that at any time after 50 percent (50%) of the work has been completed, if the District finds that satisfactory progress is being made, the District may make any of the remaining progress payments in full for actual work completed during such estimate period or may withhold any amount up to 10 percent (10%) thereof as the District may find appropriate based on the Contractor's progress. At no

time shall the amount retained by the District be less than 5 percent (5%) of the total value of the work completed at the time such payments are made.

After deducting all previous payments and all sums to be kept or retained under the provisions of the contract, the District shall make monthly progress payments to the Contractor. No such estimate or payment shall be required to be made when, in the judgment of the Chief Engineer, the work is not proceeding in accordance with the provisions of the contract.

In accordance with Public Contract Code Section 22300 and other applicable law, the Contractor may substitute securities for any monies withheld to ensure performance under the contract. Such substitution shall be made only upon a separate agreement between the District and the Contractor which contains terms and conditions in compliance with all laws applicable to monies withheld under the contract.

#### 7.07 DELAYED PAYMENTS

All the monies due the Contractor under the contract will be paid by demand on the Treasurer of the District, prepared and approved as required by law, and it is understood that any delay in the preparation, approval and payment of these demands will not constitute a breach of contract on the part of the District.

#### 7.08 FINAL PAYMENT

The Engineer, after the completion of the contract, shall make a final estimate in writing to the Board of Supervisors of the amount of work done thereunder, and the value of such work, and the District shall pay the entire sum so found to be due after deducting therefrom all previous payments and all amounts to be kept and all amounts to be retained under the provisions of the contract. All prior partial estimates and payment shall be subject to correction in the final estimate and payment. The final payment shall not be due and payable until the expiration of forty-five (45) days from the date of acceptance of the work by the Board of Supervisors.

It is mutually agreed between the parties to the contract that no certificate given or payments made under the contract, except the final payment, shall be conclusive evidence of the performance of the contract, either wholly or in part against any claim of the party of the first part, and no payment shall be construed to be an acceptance of any defective work or improper materials.

And the Contractor further agrees that the payment of the final amount due under the contract, and the adjustment and payment for any work done in accordance with any alterations of the same, shall release the Riverside County Flood Control and Water Conservation District, the Board of Supervisors, and the Engineer from any and all claims or liability on account of work performed under the contract or any alteration thereof.

#### 7.09 CLAIMS RESOLUTION

In accordance with Public Contract Code Section 20104 - 20104.6 and other applicable law, public works claims of \$375,000 or less which arise between the Contractor and the District shall be resolved following the statutory procedure unless the District has elected to resolve the dispute pursuant to Public Contract Code § 10240 et seq.



1. All claims shall be submitted in writing and accompanied by substantiating documentation. Claims must be filed on or before the date of final payment unless other notice requirements are provided in the contract. "Claim" means a separate demand by the claimant for (1) a time extension, (2) payment of money or damages arising from work done by or on behalf of the claimant and payment of which is not otherwise expressly provided for or the claimant is not otherwise entitled, or (3) an amount the payment of which is disputed by the District.

- (a) Claims under \$50,000. The District shall respond in writing to the claim within 45 days of receipt of the claim, or, the District may request, in writing, within 30 days of receipt of the claim, any additional documentation supporting the claim or relating to defenses or claims the District may have. If additional information is needed thereafter, it shall be provided upon mutual agreement of the District and the claimant. The District's written response shall be submitted 15 days after receiving the additional documentation, or within the same period of time taken by the claimant to produce the additional information, whichever is greater.
- (b) Claims over \$50,000 but less than or equal to \$375,000. The District shall respond in writing within 60 days of receipt, or, may request in writing within 30 days of receipt of the claim, any additional documents supporting the claim or relating to defenses or claims the District may have against the claimant. If additional information is needed thereafter, it shall be provided pursuant to mutual agreement between the District and the claimant. The District's response shall be submitted within 30 days after receipt of the further documents, or within the same period of time taken by the claimant to produce the additional information or documents, whichever is greater.

2. If the claimant disputes the District's response, or if the District fails to respond within the statutory time period, the claimant may so notify the District within 15 days of the receipt of the response or the failure to respond, and demand an informal conference to meet and confer for settlement. Upon such demand, the District shall schedule a meet and confer conference within 30 days.

3. If following the meet and confer conference, the claim or any portion thereof remains in dispute, the claimant may file a claim pursuant to Government Code § 900 et seq. and Government Code § 910 et seq. For purposes of those provisions, the time within which a claim must be filed shall be tolled from the time the claimant submits the written claim until the time the claim is denied, including any time utilized for the meet and confer conference.

4. If a civil action is filed to resolve any claim, the provisions of Public Contract Code § 20104.4 shall be followed, providing for nonbinding mediation and judicial arbitration.

## SECTION VIII - GENERAL

### 8.01 COOPERATION BETWEEN CONTRACTORS

The Contractor shall be required to cooperate fully with all utility and public agency representatives engaged in construction, relocation, altering or otherwise rearranging any facilities interfering with the progress of the work.

Full compensation for any delay or inconvenience to the Contractor's operation due to such operations as described above shall be considered included in the unit price paid for other items of work and no additional allowance will be made therefor.

### 8.02 INSURANCE - HOLD HARMLESS

Contractor shall not commence work under this contract until he has obtained the insurance required hereunder and satisfactory proof of said insurance has been submitted to District and has been approved as to form by Riverside County Counsel.

Compensation Insurance - Contractor shall procure and maintain during the life of the contract Workers' Compensation Insurance as required by the State of California. Contractor shall further require each of its subcontractors to procure Workers' Compensation Insurance as required by the State while working on the project.

Liability Insurance - Contractor shall take out and maintain during the course of the work combined single limit liability insurance covering bodily injury and property damage insurance and blanket contractual coverage as to the work and obligations covered hereunder in an amount not less than \$2,000,000, or the equivalent thereof. Said insurance must contain an endorsement that District, County of Riverside, and any municipal corporation in which the work is to be accomplished, are named as an additional insured as respects the work covered hereunder. Said insurance must not contain, as respects the work covered hereunder, any exclusions as to bodily injury or death or property damage arising out of blasting, explosion, or underground damage to wire, pipes, conduits, mains, sewers, tank tunnels or any similar property, i.e., the so-called "x c u" exclusions. The insurance certificate evidencing such insurance must affirmatively state that the insurance carrier(s) will give Owner thirty (30) days written notice prior to cancellation of the insurance or a reduction in coverage; must state that the "x c u" exclusions are waived or do not exist in the policy(s); and that District, County of Riverside, and any municipal corporation in which the work is to be accomplished, are named as an additional insured as respects the work covered hereunder.

In the alternate to naming Owner and County of Riverside, and any municipal corporation in which the work is to be accomplished, as additional insured, Contractor may take out and maintain during the course of the work and until acceptance by Owner, Owner's Protective Liability Insurance amount not less than \$2,000,000 covering District, County of Riverside, and any municipal corporation in which the work is to be accomplished.

The cost of this insurance shall be included in the prices bid for the various items of work and no additional compensation will be made therefor.

Hold Harmless - Contractor shall hold District, County of Riverside and any municipal corporation in which the work is to be accomplished, together with the officers, agents and employees of each, free and harmless from any liability whatsoever, including wrongful death, based or asserted upon any act or omission of Contractor, its officers, agents, employees or subcontractors, relating to or in any way connected with or arising from the accomplishment of the work, whether or not in furtherance of the work; and Contractor agrees to protect and defend, including all attorney fees and other expenses, each of the foregoing bodies and persons in any legal action based or asserted upon any such acts or omissions.

Obligations - The obligations assumed by Contractor cover all obligations set forth in this Subsection and elsewhere in the Contract Documents, such as Subsections 5.01, 5.02, 5.05, 5.06, 5.08, 5.09, 5.10, 10.01, and 10.02.

### 8.03 PUBLIC UTILITIES

The locations of all pipelines, power lines, communication lines and other utility components known to District to exist within the limits of the work, are indicated on the drawings and may be the subject of a specific Special Provision(s). Size, location and characteristics of such utilities is based upon information made available to District - primarily from the owner of the utility in question. The exactness of such information is not guaranteed but may be assumed to have been accomplished with reasonable accuracy.

In addition to the drawings and any such provision regarding utilities, Contractor is under a duty to take into account the location of service laterals or other appurtenances which can be inferred from the presence of facilities such as buildings, meters and junction boxes in or about the limits of the work.

Unless otherwise directed by the Contract Documents, all existing utilities - where shown or described or not - shall be left in place and Contractor must conduct its operations so that such utilities are protected from damage at all times during the course of the work and the work must be accomplished so as to give such utilities proper protection and support upon completion of the work by Contractor.

If during the course of the work, Contractor discovers underground utility components not indicated in the drawings, the Special Provisions or elsewhere in the Contract Documents, Contractor must immediately notify, in writing, the Engineer and the utility company (public or private) involved, stating with exactness the condition found.

When Contractor encounters a utility not shown or described in the Contract Documents, Contractor shall cease all work which would disturb such utility and its support until given specific instructions as to how to proceed regarding such utility by Engineer. All work done by Contractor to protect existing utilities shown or described in the Contract Documents, or which can be reasonably inferred from the presence of other visible facilities, is at Contractor's expense, the cost of which is deemed included in Contractor's Proposal to do the work.

Contractor's cost of locating, repairing damage not due to the failure of Contractor to exercise reasonable care, and removing or relocating utility components and facilities not indicated in the drawings, specifications or elsewhere in the Contract Documents with reasonable accuracy, shall be paid Contractor as Extra Work as provided in Subsection 2.07 and Subsection 7.03 of the General Provisions. Compensation for idle time of equipment shall be paid as provided in Section 8-1.09, "Right of Way Delays", of the State Standard Specifications. No surcharge rates for equipment will be applied for idled equipment.

District may direct the Contractor to do such repair or relocation work as required. When such repair or relocation work is not elsewhere provided for in these Contract Documents, or reasonably inferred therefrom, a requirement of District that Contractor perform such work shall be compensated for as Extra Work pursuant to Subsections 2.07 and 7.03 of these General Provisions.

Contractor shall not be assessed liquidated damages for delay in completion of the project, if such delay is caused by failure of District, or the owner of the utility in question, to provide for removal or relocation of the utility involved.

#### 8.04 PROTECTION OF EXISTING STREET FACILITIES

The Contractor shall be responsible for the protection of existing signs, fences, concrete curbs, gutters and other facilities which may be encountered. The replacement or repair of any facilities which the District deems necessary as a result of the Contractor's operations shall be done by the Contractor at his own expense and to the satisfaction of the Engineer.

Excavation within the street right of way shall be conducted in a manner to cause the least interruption to traffic. Where traffic must cross open trenches, the Contractor shall provide suitable bridges at street intersections and driveways. Hydrants under pressure, valve pipe covers, valve boxes, curb stop boxes, fire or police call boxes, or other utility controls shall be left unobstructed and accessible during construction.

#### 8.05 DIVERSION AND CONTROL OF WATER

Unless otherwise provided in the Proposal, no separate payment will be made for diversion and control of surface or groundwater. All costs incidental to maintaining dry working areas shall be included in the unit prices paid for other items of work in the schedule.

#### 8.06 DUST ABATEMENT

During the performance of all work included in the contract, the Contractor shall take the necessary precautions to save the District free and harmless from any loss or damage resulting from his operations that raise or produce dust in such amounts that will be objectionable, and/or cause damage to adjacent property or property owners.

The Contractor will be required to have a positive and continuous method of dust control which is satisfactory to the Engineer. The methods to be used for controlling dust in the

construction area and along haul roads shall be approved by the Engineer prior to starting any of the work included in the contract. All costs incidental to dust control shall be included in the unit prices paid for other items of work in the schedule.

#### 8.07 PROJECT SIGNS

The Contractor shall erect project signs at the locations designated by the Engineer.

No separate payment will be made for erecting the project signs and all costs in connection therewith will be considered a subsidiary obligation of the Contractor.

#### 8.08 EXAMINATION OF PLANS, SPECIFICATIONS, CONTRACT, AND SITE OF WORK

The bidder shall examine carefully the site of the work contemplated, the plans and specifications, and the proposal and contract forms therefor. The submission of a bid shall be conclusive evidence that the bidder has investigated and is satisfied as to the conditions to be encountered, as to the character, quality, and scope of work to be performed, the quantities of materials to be furnished, and as to the requirements of the proposal, plans, specifications, and the contract.

Where the District has made investigations of subsurface conditions in areas where work is to be performed under the contract, or in other areas, some of which may constitute possible local material sources, such investigations are made only for the purpose of study and design. Where such investigations have been made, bidders or Contractors may, upon request, inspect the records of the District as to such investigations subject to and upon the conditions hereinafter set forth. Such inspection of records may be made at the office of the District.

The records of such investigations are not a part of the contract and are shown solely for the convenience of the bidder or Contractor. It is expressly understood and agreed that the District assumes no responsibility whatsoever in respect to the sufficiency or accuracy of the investigations thus made, the records thereof, or of the interpretations set forth therein or made by the District in its use thereof and there is no warranty or guarantee, either expressed or implied, that the conditions indicated by such investigations or records thereof are representative of those existing throughout such areas, or any part thereof, or that unlooked-for developments may not occur, or that materials other than, or in proportions different from those indicated, may not be encountered.

When a log of test borings showing a record of the data obtained by the District's investigation or subsurface conditions is included with the contract plans, it is expressly understood and agreed that said log of test borings does not constitute a part of the contract, represents only the opinion of the District as to the character of the materials encountered by it in its test borings, is included in the plans only for the convenience of bidders and its use is subject to all of the conditions and limitations set forth in this Section 8.08.

No information derived from such inspection of records of investigations or compilation thereof made by the District or from the Engineer, or his assistants, will in any way relieve the bidder or Contractor from any risk or from properly fulfilling the terms of the contract.

## SECTION IX - WATERING

### 9.01 DESCRIPTION

This work shall consist of developing a water supply for all water required for the work. The application of the water shall be under the control of the Engineer at all times and shall be applied in the amounts and at the locations approved by the Engineer.

At least one mobile unit of at least 1,000-gallon capacity for applying water shall be available on the project at all times.

Water for compacting embankment material and for laying dust shall be applied by means of pressure-type distributors or pipelines equipped with a spray system or hoses with nozzles that will ensure a uniform application of water.

No separate payment or additional allowances will be made for this work and all costs in connection therewith will be considered as included in other items in the schedule.

## SECTION X - PUBLIC CONVENIENCE, TRAFFIC CONTROL AND DETOURS

### 10.01 GENERAL

The Contractor shall so conduct his operations as to offer the least possible obstruction and inconvenience to the public and he shall have under construction no greater length or amount of work than he can prosecute properly with due regard to the rights of the public.

Unless otherwise provided in the Special Provisions, all public traffic shall be permitted to pass through the work with as little inconvenience and delay as possible.

Spillage resulting from hauling operations along or across any public traveled way shall be removed immediately at the Contractor's expense.

Construction operations shall be conducted in such a manner as to cause as little inconvenience as possible to abutting property owners.

Convenient access to driveways, houses and buildings along the line of work shall be maintained and temporary approaches to crossings or intersecting highways shall be provided and kept in good condition.

### 10.02 SIGNS

It shall be the responsibility of the Contractor to provide and maintain all lights, barricades and signs, both on and off the site of work, as required by the Engineer, and all such devices shall be of a type approved by him.

If, in any case, the Engineer finds it necessary to replace, add to or erect said barricades, signs, or lights, when the Contractor fails to do so when informed, the Contractor shall be billed for all costs thereof including a daily rental fee for signs.

No separate payment, unless otherwise provided for under the Special Provisions, will be made for traffic control and detour signing and all costs incidental to these items shall be included in the unit prices paid for other items of work.

10.03 MATERIALS STORAGE

Storing or stockpiling of excavated material, imported backfill material or construction materials on any street or highway will not be permitted except as approved in writing by the Engineer.

\*\*\*\*\*

SPECIAL PROVISIONS  
AND  
DETAILED SPECIFICATIONS





## SPECIAL PROVISIONS

### SECTION 1 - GENERAL

1.1 Drawings and Specifications - These documents are for the construction of **Homeland MDP Line 2, Stage 2**, located in the unincorporated area of Homeland, Riverside County, California. This work shall conform with the contract drawings indexed on the cover sheet of the drawings included herewith.

Referenced standard drawings are available on the District web site.

The Contractor shall copy any of the referenced District standard drawings from <http://www.rcflood.org>.

The Contractor shall be responsible to obtain referenced standard plans/drawings of various agencies from their respective office or web site.

References made in these Special Provisions or Detailed Specifications to the "Standard Specifications" refer to the "Greenbook" Standard Specifications for Public Works Construction, current edition, including supplements. Standard Specifications of the American Society for Testing and Materials shall be designated by ASTM and the appropriate number of the standard. Unless otherwise specified, wherever the words "State Standard Specifications" are used in these Special Provisions or Detailed Specifications they shall mean the Standard Specifications of the State of California, Department of Transportation, 2006 edition. Whenever the words "Caltrans Standards" are used they shall mean the Standard Plans of the State of California, Department of Transportation, 2006 edition.

In the event that discrepancies are encountered, the option that provides the method, item or material with the greatest strength or utility shall be chosen, as directed by the Engineer.

Requirements on the construction plans for Portland Cement Concrete are modified to the PCC Class designations, as described in Section 90-1.01 of the 2006 State Standard Specifications, as follows:

Class "A" shall mean Class "2"

Class "B" shall mean Class "3"

Class "C" shall mean Class "4"

Class "D" shall mean Class "1"

In case of conflict between the drawings and the specifications, the drawings shall govern; in case of conflict between the referenced specifications and these specifications, the latter shall govern.

SECTION 2 - TIME OF COMPLETION, DAMAGES AND  
LEGAL HOLIDAYS

2.1 General - The Contractor shall begin work within ten (10) calendar days after the date of receipt of Notice to Proceed from the Engineer and shall diligently prosecute the same to completion before the expiration of

THIRTY (30) WORKING DAYS

from the date of receipt of Notice to Proceed.

2.2 Damages - The Contractor and the District expressly agree that the cost to the District for inspection and superintendence of the work for this contract is \$800.00 per working day.

2.3 Legal Holidays - The Contractor will not be permitted to work on Legal Holidays (Reference Sections 6.02 and 6.06 of the General Provisions), except in cases of emergency as directed by the Engineer.

SECTION 3 - FORCE ACCOUNT PAYMENT

3.1 Labor Surcharge - Attention is directed to the provisions of Section VII, Article 7.03A (1b) of the General Provisions. The labor surcharge percentage to be applied to the actual wages paid as defined in Paragraph 7.03A (1a) will be twenty-four percent (24%).

3.2 Equipment Rental - Attention is directed to the provisions of Section VII, Article 7.03A (3) of the General Provisions. The equipment rental rates to be applied will be the rates published by the California Department of Transportation and in effect at the time of the award of the contract. A copy of said Equipment Rental Rates is on file at the District Office.

SECTION 4 - PROTECTION OF EXISTING UTILITIES

4.1 General - All existing underground utility lines, power poles and overhead wiring shall be protected in place at all times, except as noted otherwise on the plans. Any damage to utilities caused by the Contractor's operation shall be repaired or replaced at the Contractor's expense.

Prior to the commencement of any construction activities, the Contractor shall contact all utility companies and local municipalities servicing the project area to review as-built utility drawings and determine appropriate means of protecting utilities.

At the discretion of the Engineer, the Contractor may be required to verify, by potholing, the location of potentially affected utilities.

4.2 Cooperation with Utilities Relocated by Others - Some utilities will require relocation by others prior to or during construction as shown on the drawings and as specified in these specifications and Special Provisions.

Supplement to Section 8.01 of the General Provisions. The Contractor shall coordinate and cooperate with the various utilities or their contractors to ensure the work proceeds in an orderly manner.

The Contractor shall stage his work as required to accommodate the following utility construction or relocations:

(a) The Gas Company – The following gas lines will be relocated by The Gas Company during construction:

1. Buried gas line located in Guthridge Lane approximately at Station 10+98 (Sheet 2)
2. Buried gas line located in Guthridge Lane crossing a connector pipe approximately at Station 11+30 (Sheets 2 and 5)
3. Buried gas line located in Guthridge Lane approximately at Station 11+55 (Sheet 2)
4. Buried gas line located in Guthridge Lane approximately at Station 11+70 (Sheet 2)
5. Buried gas line located in Wakefield Avenue approximately at Station 13+24 (Sheet 3)
6. Buried gas line located in Wakefield Avenue crossing a catch basin approximately at Station 13+36 (Sheets 3 and 5)
7. Buried gas line located in Wakefield Avenue approximately at Station 14+34 (Sheet 3)
8. Buried gas line located in Wakefield Avenue approximately at Station 15+50 (Sheet 4)

Contact Person: Bruce Waddell  
The Gas Company  
Post Office Box 3003  
Redlands, CA 92372  
909.335.7507

(b) Eastern Municipal Water District (EMWD) – The following waterlines will be relocated by EMWD during construction. Contractor shall notify EMWD (Field Services Department) three (3) weeks prior to storm drain construction.

Contact Person: Paul Lipiarski  
EMWD  
Field Services Department  
951.928.3777 ext. 6233

1. Buried 2" waterline located in Guthridge Lane approximately at Station 11+52 (Sheet 2)
2. Buried 2" waterline located in Wakefield Avenue approximately at Station 13+00 (Sheet 3)

3. Buried 2" waterline located in Wakefield Avenue approximately at Station 14+01 (Sheet 3)
4. Buried 2" waterline located in Wakefield Avenue approximately at Station 14+03 (Sheet 3)
5. Buried 2" waterline located in Wakefield Avenue approximately at Station 14+70 (Sheet 3)
6. Buried 2" waterline located in Wakefield Avenue approximately at Station 14+76 (Sheet 3)
7. Buried 2" waterline located in Wakefield Avenue approximately at Station 15+57 (Sheet 4)

Contact Person: Craig McKinley  
Eastern Municipal Water District  
Post Office Box 8300  
Perris, CA 92572-8300  
951.928.3777 ext. 4415  
951.928.6118 fax

- (c) Southern California Edison Company – The following will be relocated by Southern California Edison Company during construction:

Guy wire and anchor located in Guthridge Lane approximately at Station 10+70 (Sheet 2)

Contact Person: Southern California Edison Company  
26100 Menifee Road  
Romoland, CA 92585  
Attn: James Schofield  
951.928.8281

Should any utility relocation result in delays to the Contractor's work schedule, the Contractor shall be entitled only to an equivalent extension of time for the completion of the contract, and shall not be entitled to damages due to downtime and idled equipment or additional payment over and above the agreed upon contract unit prices.

#### SECTION 5 - PROJECT SITE MAINTENANCE

Through all phases of construction, the Contractor shall comply with the provisions of Section 7-8 of the Standard Specifications. Before final acceptance of the work, the Contractor shall clean the work and the site of the work of all falsework, temporary structures, other construction materials and equipment, excess materials and rubbish, and shall leave the work and the site in a neat and presentable condition. Such final cleanup work shall be performed within the time specified for completion of all of the work.

## SECTION 6 - SPECIAL REQUIREMENTS

6.1 National Pollutant Discharge Elimination System (NPDES) – The Contractor shall comply with the requirements of Board Order No. R8-2010-0033 (NPDES No. CAS618033), NPDES Area-Wide Municipal Stormwater Permit, hereafter referred to in this Section as the "Permit", issued by the California Regional Water Quality Control Board (CRWQCB) – Santa Ana Region. This Permit regulates stormwater discharges associated with construction activities performed under the direction of a municipal stormwater permittee. The Contractor shall review, amend and implement a Pollution Prevention Plan (PPP) Template (prepared by the District) in accordance with Section 29 "Stormwater and Non-Stormwater Pollution Control" of the Detailed Specifications. The Contractor shall submit a PPP (certified by the Contractor's Qualified SWPPP Developer) which conforms to Section 29 for District review and approval.

**The Contractor's attention is directed to: 1) Section 29.2 "General Requirements" which allows the Engineer to withhold progress payments if the Contractor fails to fully implement Section 29 "Stormwater and Non-Stormwater Pollution Control" or is deemed to be in non-compliance with the provisions of the Permit; 2) Section 29.3 "Pollution Prevention Plan Preparation and Approval" which requires that a PPP be prepared and approved prior to the Pre-Construction meeting; and 3) Section 29.5 "Pollution Prevention Plan Implementation" which allows the Engineer to suspend construction operations if the Contractor fails to implement the approved PPP and any amendments thereto.**

Throughout the term of this contract, the total soil-disturbed area of the project site shall be less than five (5) acres.

6.2 Sanitation - Sewage flows shall not be interrupted. Should the Contractor disrupt existing sewer facilities, sewage shall be conveyed in closed conduits and disposed of in a sanitary sewer system. If pumping is required it shall be done at the expense of the Contractor. A backup pumping system with equal capacity shall be provided at all times. Sewage shall not be permitted to flow in trenches or be covered by backfill.

6.3 Confined Space Compliance - The Contractor shall comply with all Cal/OSHA safety regulations including regulations concerning confined space and for maintaining a safe working environment for Contractor and District employees on the site. The Contractor shall develop and maintain a confined space procedure specific to this contract that complies with the requirements contained in California Code of Regulations, Title 8, Section 5158, Other Confined Space Operations and the District Confined Space Procedure, SOM-18. A copy of SOM-18 can be obtained from the District office, 1995 Market Street, Riverside upon request.

Within five (5) days after the award of the contract, the Contractor shall submit three (3) copies of the procedure to the Engineer for review and approval. The Contractor shall allow five (5) working days for the Engineer to review the procedure. If revisions are required as determined by the Engineer, the Contractor shall revise and resubmit the procedure within three (3) working days of receipt of the Engineer's comments and shall allow four (4) working days for the Engineer to review the revisions. The Contractor must submit three (3) copies of the approved procedure to the Engineer prior to the pre-construction meeting.

The procedure shall provide for recording of data to develop a history of acceptable atmosphere within the confined space. That history will include:

1. Daily calibration of a direct reading confined space meter by trained personnel.
2. Daily monitoring and recording of the confined space atmosphere with a calibrated direct reading confined space meter.
3. Records of Items 1 and 2 shall be maintained onsite and copies given to the Engineer.
4. The records shall indicate if readings are of natural or mechanically enhanced ventilation.

In addition, the procedure shall include daily tours of the job site with the Engineer to ensure inlets to the confined space are free of obstruction or substances that might affect the atmosphere of the confined space.

The Contractor will be required to keep a direct reading confined space meter onsite for the duration of the contract. The meter shall be calibrated daily and shall be made available for the Engineer's use upon request.

6.4 Heavy Equipment Working Hours – Use of heavy construction equipment shall not be allowed before 7:00 a.m. and after 5:00 p.m. each normal working day, unless otherwise approved by the Engineer. **In addition, Contractor shall be advised not to idle trucks for more than ten (10) minutes.**

6.5 Mobile Construction Equipment Maintenance – Mobile construction equipment shall be properly maintained, which includes proper tuning and timing of engines. The Contractor shall keep equipment maintenance and records and equipment design specification data sheets onsite during construction and submit the records to the Engineer.

6.6 Encroachment Permits –

- (a) Riverside County Transportation Department - The Contractor is required to obtain an encroachment permit and road closure permit from the Riverside County Transportation Department for work within County right of way. The Riverside County Transportation Department will not require the Contractor to pay a fee for the encroachment permit. A copy of the encroachment permit and road closure permit shall be provided to the Engineer prior to commencement of work.

If the Contractor desires to implement any road closures beyond the pre-approved closures shown in the contract drawings, the Contractor shall be solely responsible for obtaining the additional road closure permit. As a part of the road closure permit application, the Contract must submit a letter of justification and

traffic control plans prepared and signed by a registered Traffic Engineer or a registered Civil Engineer for the unplanned road closure(s).

- (b) California Department of Transportation (Caltrans) - The Contractor shall comply with the "Parent" Caltrans encroachment permit issued to the District included as Appendix "D" in these specifications. In addition, the Contractor is required to obtain and comply with the "Double" encroachment permit from Caltrans (San Bernardino) for work within State right of way and shall pay all fees associated with the "Double" permit. The Contractor shall refer to the District's "Parent" Permit No. 08-11-N-TK-0589 when the Contractor applies for the "Double" Caltrans permit. The District will reimburse the Contractor for all fees charged by Caltrans. The Contractor shall provide, at his sole cost, any additional bonds and insurance required by Caltrans. A copy of the "Double" encroachment permit shall be provided to the Engineer prior to commencement of work.

6.7 Toxic Material Disposal - Toxic materials including oil, fuel oil, gasoline, coolant, fluid filters and other contaminants shall not be discharged within the project site. All such materials shall be transported offsite and disposed of at a County approved facility.

6.8 Survey Crew - The Contractor shall notify the Engineer in writing at least 48 hours prior to new construction staking.

Survey Crews will be available Monday through Thursday from 7:00 a.m. to 3:30 p.m., with a half-hour off for lunch. If the Contractor requires the Survey Crew to work beyond the specified time mentioned above, it shall be considered as overtime and shall be paid by the Contractor at 1.5 times the Survey Crew's hourly rates.

6.9 Survey Monuments - The Contractor shall salvage and give to the District all survey monuments and wells removed during construction. The District will reset monuments after construction.

6.10 Job Trailer Site - The Contractor is required to provide a site and install an office trailer for District personnel. This trailer shall be in good condition and located in a place acceptable to the District. The trailer shall be for the sole use of the District and shall not be used by the Contractor for any activity, including storage. The Contractor shall make provisions for the privacy and security of the office, and provide air conditioning, drinking water and electrical service. The Contractor shall also provide two office chairs and a desk suitable for reviewing plans. The Contractor shall pay the monthly billings for these services. The trailer shall be fully operational and available to District personnel on the first day of work. Should the trailer or office not be available and in working condition, it is agreed by both parties at the time of entering this contract that damages in the amount of \$3,000 per month shall be assessed. It is agreed that this amount may be prorated and shall be deducted from the first contract payment and any successive payments covering any period that the facilities are unavailable.



6.11 Construction Tolerances – Variation in alignment, grade and dimensions of the structures and structural components from the established alignment, grade and dimensions shown on the drawings shall be within the tolerances specified in the following:

Departure from established alignment		2 inches on tangents 4 inches on curves
Departure from established profile grade	Channel bottoms, channel sideslopes in cut and fill, levee and access road sideslopes in cut	Zero <u>above</u> and 3 inches <u>below</u> the specified grade
	Top surfaces of levees and access roads in both cut and fill, levee and access road sideslopes in fill	Zero <u>below</u> and 3 inches <u>above</u> the specified grade

Regardless of the construction tolerances specified, the excavation and grading shall be performed so that the finished surfaces are in uniform planes with no abrupt breaks in the surface.

Departure from established alignment		2 inches on tangents 4 inches on curves
Departure from established profile grade		1 inch
Variation in thickness of lining, sideslopes and invert		5 percent of specified thickness provided average thickness is maintained
Variation from specified width of section at any height		0.0025 times specified width W plus 1 inch. $0.0025W + 1$ inch
Variation from specified height of lining		0.005 times specified height H plus 1 inch. $0.005H + 1$ inch
Variation in surfaces (gradual)	Invert Sideslopes	$\frac{1}{4}$ inch in 10 feet $\frac{1}{2}$ inch in 10 feet
Variation in surfaces (abrupt)		$\frac{1}{4}$ inch

Gradual Variation tolerance shall be measured by placing a 10-foot straightedge anywhere on the finished concrete structure within 72 hours after concrete placement. The gap at any point between the straightedge and the concrete shall not exceed the specified amount.

Departure from established alignment		1 inch on tangents 2 inches on curves
Departure from established profile grade		1 inch

Inside dimensions		0.005 times specified dimension
Variation from the plumb or the specified batter in the lines and surfaces of walls, piers and in arises	Exposed, in 10 feet Backfilled, in 10 feet	½ inch 1 inch
Variation in cross-sectional dimensions		Minus ¼ inch Plus ½ inch
Variation in surfaces (gradual)	Invert Soffits, Walls, Sideslopes	¼ inch in 10 feet ½ inch in 10 feet
Variation in surfaces (abrupt)		¼ inch
<b>Table D - Tolerances for Reinforcing Steel Placement</b>		
Variance from indicated position	Spacing between adjacent bars and the distance between layers of bars	one bar diameter nor more than one inch
Concrete cover measured perpendicular to steel in the direction of tolerance		¼ inch

6.12 Surplus Excavated Material - Any stockpiling, grading or disposal of material outside of the project limits is not covered under the District's permits and is the sole responsibility of the Contractor. Regulatory permits that may be required include, but are not limited to, Federal Clean Water Act (Sections 401 and 404), California Fish and Game Code (Section 1602) and Federal/State Endangered Species Acts. All costs to obtain these Regulatory Permits shall be borne by the Contractor.

6.13 Sewer Line Inspection - Prior to the commencement of construction, the Contractor is required to video record all sewer mains (8" diameter and larger) within the project limits as shown on Sheets 2 through 5 of the drawings. Additionally, the Contractor shall video record the sewer mains after the backfilling of the storm drain has been completed. All costs associated with this requirement shall be included in the contract price bid for Clearing and Miscellaneous Work. The Contractor is required to replace and/or repair at his own expense, any sewers damaged or misaligned as a result of his construction activities. A copy of the video record shall be supplied to the District.

6.14 Pipe Order Notification - The Contractor shall submit to the District the invoice from the pipe company stating, (1) pipe order date, (2) pipe quantity, and (3) estimated date of pipe delivery within five (5) calendar days of the award of the contract.

6.15 Project Signs - Supplementing Section 8.07 of the General Provisions, the Contractor shall be required to provide two new project signs. The Contractor shall install and maintain the project signs at locations specified by the Engineer, with painting and lettering as shown in Appendix "B" of these Special Provisions. The signs shall be installed as directed by the Engineer within five (5) days after District issuance of the Notice to Proceed. Upon completion of construction, the signs shall be removed.

6.16 Liability Insurance - The Contractor's attention is directed to Section 8.02, Insurance Hold Harmless, of the General Provisions.

6.17 Accidental Discovery – In the event that any hazardous materials, historical, archaeological, or paleontological resources are accidentally discovered within project limits, the Contractor shall immediately cease all construction or ground disturbance activity in the vicinity of find and notify the Engineer. District will provide the appropriate professional to assess the significance of the discovery and, if necessary, develop appropriate management and treatment measures. **The Contractor shall not resume construction in the affected area without Engineer's approval.**

Should any of the above mentioned discoveries result in delays to the Contractor's work schedule, the Contractor shall be entitled only to an equivalent extension of time for the completion of the contract, and shall not be entitled to damages due to down-time and idle equipment or additional payments over and above the agreed upon contract prices.

#### SECTION 7 - SOILS REPORT

In conjunction with the soils investigation report prepared by Leighton Consulting, Inc. dated May 24, 2011, the Contractor's attention is directed to Article 8.08 of the General Provisions. The logs of the soil borings for this report are included for the convenience of the bidders, in conformance with Section 8.08 of the General Provisions, as Appendix "C" of these specifications. The soils report is on file in the District office, 1995 Market Street, Riverside and is available for review upon request.

#### SECTION 8 - NOT USED

#### SECTION 9 - PAYMENT

The contract prices shall include full compensation for all costs incurred under these Special Provisions and Detailed Specifications.

\*\*\*\*\*

## DETAILED SPECIFICATIONS

### SECTION 10 - MOBILIZATION

10.1 Description - The contract item Mobilization shall consist of expenditures for all preparatory work and operations, including but not limited to, those costs necessary for the movement of personnel, equipment, supplies and incidentals to the project site; for the establishment of all offices, buildings, construction yards and other facilities necessary for work on the project; and for all other work and operations which must be performed or costs incurred prior to beginning work on the various contract items on the project site as well as the related demobilization costs anticipated at the completion of the project.

10.2 Payment - The amount credited for Mobilization on each monthly progress payment shall be equal to the total of the amounts credited for work on all the other contract items for that monthly progress payment, up to a cumulative limit of eighty percent (80%) of the lump sum price bid for Mobilization. The remaining twenty percent (20%) of the lump sum price bid for Mobilization will be paid with the final payment.

Payment of the lump sum contract price for Mobilization shall constitute full compensation for all labor, materials, equipment, and all other items necessary and incidental to completion of this item of work.

The deletion of work or the addition of extra work as provided for herein shall not affect the price paid for Mobilization.

### SECTION 11 - WATER CONTROL

11.1 Description - This section covers the contract item Water Control. Watersheds and/or urban runoff areas are tributary to the project site at various locations, but do not necessarily follow the alignment of the project under current conditions. Surface water in varying quantities can be expected at any time of the year, and substantial runoff can be expected during periods of rainfall. Groundwater was indicated at the time of the soils investigation for this project (see Section 7 of the Special Provisions). All bidders shall make their own determination regarding what the surface and/or groundwater conditions will be at the time of construction, and their impact on the bidder's operations and construction phasing.

11.2 Water Control - The contract item Water Control includes the control and/or diversion of surface runoff as well as groundwater within the work area as required to complete the work. All work shall be carried on in areas free of water. Care should be exercised so that runoff or diversion flows do not erode, undermine or otherwise damage either facilities which have been constructed or adjacent private properties. The responsibility for the protection of all existing and proposed improvements lies with the Contractor.

11.3 Measurement and Payment - The methods of controlling both surface and groundwater will be the responsibility of the Contractor. The contract lump sum price paid for Water Control shall include full compensation for all direct and indirect costs incurred under this section, and

for doing all the work involved in controlling surface runoff and groundwater within the construction area, as specified in these Detailed Specifications, and as directed by the Engineer.

Payment will be made on a basis of the percentage of the work completed on the entire project.

### SECTION 12 - TRAFFIC CONTROL

12.1 Description - The contract item Traffic Control shall include labor, flagmen, lights, barricades, signs, materials, temporary bridges and equipment necessary to ensure that the vehicular and pedestrian traffic conforms to requirements as set forth in this section and as shown on the drawings.

12.2 Notification of Agencies - The Contractor shall notify the following agencies a minimum of 48 hours in advance of start of any street work and inform them of the proposed construction schedule and provide any additional pertinent information they may request:

Caltrans (Paymen Hatam)	909.383.7549
Eastern Municipal Water District (Craig McKinley)	951.928.3777 ext. 4415
Homeland Fire Department	951.926.2433
Riverside County Sheriff's Department	951.955.2400
Riverside County Transportation Department (Engineering/Development)	951.955.6800
Riverside County Transportation Department (General Information)	951.995.6880
Romoland School District	951.926.9244
Southern California Edison (James Schofield)	951.928.8281
The Gas Company (Bruce Waddell)	909.335.7507
Underground Service Alert	800.227.2600
United States Postal Service (Homeland)	951.926.1536
Waste Management	951.943.1991

The Contractor is not relieved of his responsibility of notifying the various departments and agencies mentioned above, even if their telephone numbers may have changed without notice.

The above agencies shall also be advised by the Contractor of any major change in the construction schedule that could restrict pedestrian or vehicular traffic.

The Contractor shall notify the public a minimum of ten (10) working days prior to start of road closure. The Contractor is also required to notify, in writing, the following as applicable: Fire Department, Sheriff, CHP, local newspaper, trash pick-up, School Districts, RTA, Post Master, UPS, Colleges, Local businesses, Local residents, State and local agencies involved, if affected.

The Contractor shall notify the California Highway Patrol Area Commander and schedule a pre-job meeting with the Caltrans' representative, Mr. Payman Hatam

(909.383.7549), at least SEVEN (7) WORKING DAYS prior to installing any of the traffic control signs within State Route 74.

12.3 Public Convenience and Access - The Contractor shall comply with the requirements of Section X of the General Provisions and shall provide continuous access to all private property. Additional provisions shall be made as necessary to protect the public and accommodate traffic with a minimum of inconvenience. Contractor should be aware of trash pickup schedule throughout the week. Contractor shall provide unrestricted access to trash service vehicles.

Closures or partial closures of the traveled way implemented by the Contractor shall be related to actual work being performed at the time. Closures shall not be maintained if work is not being performed. If the existing closure is not essential to the type of work being performed at the time, the traveled way shall immediately be restored to a safe condition for public use.

The Contractor shall provide temporary bridge crossings for all driveway entrances to be closed to vehicular access for any period exceeding 4 hours.

Temporary bridges shall have a minimum width of 12 feet for residential driveways and 24 feet for business driveways, and shall be designed for an AASHTO H20 truck loading. Steel plates placed over the trench shall have a minimum thickness of 1.25" and the surface shall be roughened or coated to provide a non-skid surface. For spans greater than 4 feet, a structural design shall be prepared by a Registered Civil Engineer and submitted to the District for review and approval.

The Contractor shall notify each resident in writing 3 days in advance of excavating past the affected driveway entrance. Such notice shall contain the expected day and period of time (not to exceed 4 hours) that the driveway is to be out of service. A copy of each letter shall be submitted to the Engineer.

12.4 Construction Signs and Traffic Control Plans - All construction signs, barricades, delineators, etc., shall conform with the U.S. Department of Transportation, Federal Highway Administration, "Manual on Uniform Traffic Control Devices for Streets and Highways (MUTCD), Part 6, 2010", and the MUTCD California Supplement, Part 6 along with the Uniform Sign Chart as shown on the drawing.

12.5 Flaggers - All personnel utilized as flaggers must be trained in the proper fundamentals of flagging and signaling. **Flaggers shall be provided by the Contractor during soil transport activities.**

12.6 Striping and Pavement Marking - Temporary and permanent striping shall be performed by the Contractor at his expense as directed by the Engineer. The Contractor shall restore the permanent striping immediately after resurfacing of the streets is completed. The Contractor shall notify the Riverside County Transportation Department Engineering/Development, Telephone: 951.955.6800 at least 48 hours prior to restriping.

All temporary traffic striping and pavement markings shall conform to Section 84 of the State Standard Specifications and shall be acceptable to the Riverside County Transportation Department.

All pavement markings such as arrows, "STOP", "ONLY", reflectors, etc., shall be replaced by the Contractor using thermoplastic. Thermoplastic crosswalk, traffic stripes and pavement markings shall conform to the provisions in Section 84-1, "General" and 84-2, "Thermoplastic Traffic Stripes and Pavement Markings" of the State Standard Specifications and these Detailed Specifications.

12.7 Payment - The contract prices paid for Traffic Control shall include full compensation for all material and labor costs incurred under this section. Contractor is advised that traffic plans as shown on the drawings may be modified as field conditions require. No additional payment shall be made for modifications to the traffic plan.

This payment will be made on a basis of the percentage of work completed on the entire project.

### SECTION 13 - CLEARING AND MISCELLANEOUS WORK

13.1 Description - This section covers the contract item Clearing and Miscellaneous Work as required for construction of the work. All objectionable materials shall be removed and disposed of outside of the limits of the construction easements and permanent rights of way.

13.2 Clearing and Miscellaneous Work - The contract item Clearing and Miscellaneous Work includes the removal and disposal of all vegetation, trees, roots, stumps, fences, pipes, all abandoned facilities, culverts, rocks, structures, concrete and asphalt excluding those items defined specifically as excavation in the appropriate section.

Included in this item are the following:

1. The Contractor shall leave all improved parkways undisturbed where possible. When this is impractical he shall return in kind, areas disturbed in the parkways including removing and replacing interfering portions of sprinkler systems. Sod shall be used to restore disturbed grass. All work is to be done to the satisfaction of the Engineer.
2. The temporary relocation of signs and mailboxes, and their reinstallation. Work involving mailboxes shall be coordinated with the Postal Service.
3. The stenciling and signage on top of all catch basins and drop inlets. Stenciling and signage will be provided by the District.
4. The removal and replacement of interfering portion of existing and temporary fencing for the basin located west of Guthridge Lane as described in Section 20.

Finally, included in this item are those types of work as shown on the drawings not specified for pay under any other individual contract item.

13.3 Payment - The contract price paid for Clearing and Miscellaneous Work shall be full compensation for all costs incurred under this section.

This payment will be made on a basis of the percentage of work completed on the entire project.

#### SECTION 14 - EARTHWORK

14.1 Description - This section covers the contract items Excavation; Asphalt Concrete Excavation; Backfill; Controlled Low Strength Materials (CLSM); and Filter Material.

14.2 General Excavation Requirements - Pipe Excavation shall be in conformance with Section 306 of the Standard Specifications. Access to trenches shall be in conformance with Section 306-1.1.4 and the manner of bracing excavations shall be in conformance with Section 306-1.1.6 of the Standard Specifications.

Excavation shall be kept to the minimum widths required for efficient placing of the pipe or structure and the construction of the various other concrete structures. However, for pipe placement the minimum width of trench shall be 12 inches greater than the outside diameter of the pipe. The maximum length of open trench shall be in conformance with Section 306-1.1.2 of the Standard Specifications.

In excavating for surfaces against which concrete is to be placed, care shall be exercised in removing the final lift. Upon completion of excavation for structures and pipe, surfaces against which concrete is to be placed shall be free of debris, mud or ponded water.

The foundation for all concrete structures including concrete channels and sideslopes will be inspected and tested after excavation. The subgrade shall be compacted to ninety percent (90%) relative compaction prior to the placement of concrete.

Material which will not provide a suitable foundation shall be removed and replaced with compacted select material as directed by the Engineer.

Any overexcavation shall be filled with select material compacted to ninety percent (90%) relative compaction and meeting the material requirements for backfill.

The Contractor shall remove slides and materials eroding into the work, and the slopes and grades refinished to original grades as specified.

The Contractor shall dispose of all surplus excavated material outside of the limits of the construction easements and permanent rights of way.

The removal of rock material from within the excavation paylines which requires the use of blasting or equipment beyond that normally necessary to accomplish the excavation (as



determined by the Engineer) shall be paid for in accordance with Section VII, Article 7.03 of the General Provisions. The cost of removal and disposal (including trucking) of rock away from the jobsite will be paid for under the contract item Excavation and no additional compensation will be allowed.

Blasting, when necessary, as approved by the Engineer shall be in accordance with Section 19-2.03 of the State Standard Specifications.

The Contractor's attention is directed to the General Provisions, Section V, Article 5.09 on the use of explosives and Article 5.11 in regard to unforeseen difficulties.

14.3 Excavation - The contract item Excavation covers the removal of all material including asphalt, aggregate base, abandoned pipelines and concrete from within the excavation paylines as specified and as required for the construction and installation of the reinforced concrete pipe, junction structures, headwalls and manholes as shown on the drawings, and the disposal of all surplus material. All A.C. and P.C.C. shall be sawcut unless otherwise specified.

14.4 Asphalt Concrete Excavation - The contract item Asphalt Concrete Excavation covers the cold planing, header cut, sawcutting, excavation and removal of asphalt concrete pavements to the depths and dimensions as specified and as shown on the drawings and the disposal of all surplus material.

Exclusive of this contract item is the asphalt concrete excavation within the trench excavation limits which will be measured and paid by the contract item Excavation.

Included in this contract item is the recompaction of the existing Aggregate Base to 95% relative compaction after removal of existing asphalt concrete should the Aggregate Base be exposed.

The cold planing machine shall have a cutter head at least 72 inches wide and shall be operated so as not to produce fumes or smoke.

The final cut shall result in a uniform surface conforming to the typical cross sections. The outside lines of the planed area shall be neat and uniform. The road surfacing to remain in place shall not be damaged in any way.

The material planed from the roadway surface, including material deposited in existing gutters or on the adjacent traveled way, shall be immediately removed from the work site and disposed of outside the right of way. The removal crew shall follow within 50 feet of the planer unless otherwise directed by the Engineer.

14.5 General Backfill Requirements - Whenever fill is specified or required (except for pipe backfill) the work shall be performed as set forth in Sections 300-4.1 to 300-4.8 of the Standard Specifications. Backfill for pipe shall conform to Section 306-1.3 of the Standard Specifications.

No backfill materials shall be placed against the outside walls of cast-in-place concrete structures until the concrete has developed eighty percent (80%) of its design strength. No fill or traffic will be permitted on the top of any cast-in-place concrete structure until the concrete in the structure has attained its design strength. Compressive strength will be determined by test cylinders taken by the Engineer.

Regardless of the method of densification, backfill material shall not be placed against any reinforced concrete structure until the structure has been inspected and approved for backfilling by the Engineer.

Densification of backfill will be accomplished by mechanical methods as described below. All relative compaction tests will be made by the Engineer in conformance with California Test 216. Whenever relative compaction is specified to be determined by California Test 216, the in-place density may be determined by California Test 231. The wet weight or dry weight basis and English units of measurement may be used at the option of the Engineer.

Mechanical Compaction - Backfill shall be mechanically compacted by means of tamping rollers or other mechanical tampers. Impact-type pavement breakers (stompers) will not be permitted unless otherwise approved by the Engineer.

All backfill material for structures shall be placed in uniform layers and shall be brought up uniformly on each side of the structure. The thickness of each layer of backfill shall not exceed 8 inches before compaction unless otherwise approved by the Engineer. For hand directed mechanical compactors, the thickness of each layer shall not exceed 4 inches before compaction.

Water Densification by Jetting will not be allowed.

Tongue and groove concrete pipe joints shall be mortared in conformance with Section 306-1.2.4 of the Standard Specifications prior to jetting.

Approval to use specific methods and compaction equipment shall not be construed as guaranteeing or implying that the use of such methods and equipment will not result in damage to adjacent ground, existing improvements or improvements installed under the contract, nor shall it be construed as guaranteeing proper compaction. The Contractor shall make his own determination in this regard.

All backfill and bedding around structures and pipe shall be compacted to not less than ninety percent (90%) relative compaction. Where such material is placed under existing or proposed paved roadways, the top 3 feet, measured from the subgrade plane, shall be compacted to ninety-five percent (95%) and shall be compacted by mechanical compaction.

Trench bottoms for structures and pipe shall be graded to provide firm and uniform bearing throughout the entire length of the structures and pipe.

Pipe bedding to top of pipe shall consist of CLSM, as described in Section 14.8, and well graded granular sand as shown on the drawings. Gravel of crushed aggregate shall not be used for bedding materials. CLSM for pipe bedding shall be placed to the top of the reinforced concrete pipe as shown on the drawings. The Contractor may not use onsite material for pipe bedding.

Backfill material placed above the top of pipe shall consist of either select material from the excavation or imported material, as approved by the Engineer.

14.6 Testing – District personnel shall perform compaction tests as described below. These tests represent the minimum required. Additional tests may be taken at the Engineer's discretion.

1. Mainline Trenches – A complete series of compaction tests will be taken for each 4-foot thickness of backfill placed. Each series will consist of tests taken at approximate maximum intervals of 300 feet. Each series will begin at the top of the bedding zone.
2. Connector Pipe Trenches – Compaction tests will be taken on 50% of the laterals, one test for each 4-foot of depth.
3. Any failed test will result in a retest.

14.7 Backfill - The contract item Backfill includes all backfill material compacted as specified from the top of the pipe to the top of the trench within the paylines from Station 10+00.00 to Station 11+70.29 as shown on Sheet 8 of the drawings.

14.8 Controlled Low Strength Material (CLSM) – The contract item Controlled Low Strength Material (CLSM) shall be the placement of CLSM as specified around the pipe or structure within the paylines as shown on Sheet 8 of the drawings or as directed by the Engineer.

CLSM shall be in conformance with Section 201-6 of the Standard Specifications.

CLSM shall be hand excavated; a minimum of one-quarter (1/4) sack of cement shall be used for each cubic yard of CLSM produced.

14.9 Filter Material - The contract item Filter Material includes all filter material to be placed below the reinforced concrete pipe and various other structures but exclusive of connector pipes and catch basins.

The Contractor should note that the placing of filter material will be determined from field conditions as directed by the Engineer.

The materials for filter material shall conform to Sections 90-2.02 and 90-3.01 of the State Standard Specifications. Grading shall meet the requirements for 1" x No. 4 coarse aggregate as per Section 90-3.02 of the State Standard Specifications. The filter material shall be consolidated and the surface trimmed to final grade as directed by the Engineer.

14.10 Measurement - Excavation; Asphalt Concrete Excavation; Backfill; Controlled Low Strength Material (CLSM); and Filter Material beyond the limits established by the drawings, unless ordered in writing by the Engineer, will not be measured for payment.

The excavated material shall be measured from the ground surface existing at the start of excavation, as determined from surveyed cross sections taken by the District, to the lines, grades and dimensions shown on the drawings. Longitudinal limits of the excavations as shown on the profile drawings terminate at a vertical plane at the limits of the structure, measured along the longitudinal axis of the various structures.

Measurement for payment for the contract item Excavation will be the number of cubic yards of material excavated as shown on the drawings. Longitudinal limits of the excavations terminate at a vertical plane at the limits of pipe or structures, measured along the longitudinal axis of the pipe or structure.

No measurement for payment will be made for the required grading of the basin and outlet structure located west of Guthridge Lane as shown on the drawings which will be paid under the contract item 45-Inch RCP Outlet Structure as described in Section 16.13.

Measurement for payment for the contract item Asphalt Concrete Excavation will be the number of cubic yards of material excavated as shown on the drawings or as directed by the Engineer.

Measurement for payment for the contract item Backfill will be the number of cubic yards of material placed in final position as specified and within the limits of the payment lines shown on the drawings. The longitudinal limits shall terminate at a vertical plane at the limits of the pipe or structure, measured along the longitudinal axis of the various pipe or structures. Volumes occupied by structures, aggregate base, asphalt concrete and other features for which a separate payment is made will be deducted from the gross volume.

Measurement for payment for the contract item Controlled Low Strength Material (CLSM) will be the number of cubic yards of material placed in final position as specified and within the limits of the payment lines as shown on the drawings. The longitudinal limits for CLSM shall terminate at a vertical plane at the limits of the pipe or structure, measured along the longitudinal axis of the various pipe or structures. Volume occupied by structures, aggregate base, asphalt concrete and other features for which a separate payment is made will be deducted from the gross volume.

Measurement for payment for the contract item Filter Material will be the number of cubic yards of material placed in final position as specified to the lines, grades and dimensions as shown on the drawings or as directed by the Engineer.

14.11 Payment - The contract prices paid for Excavation; Asphalt Concrete Excavation; Backfill; Controlled Low Strength Material (CLSM); and Filter Material shall include full compensation for all costs incurred under this section.

## SECTION 15 - TRENCH SAFETY SYSTEM

15.1 Description - This section covers the contract item Trench Safety System. This item is defined as a method of protecting employees from cave-ins, from material that could fall or roll from an excavation face or into an excavation, or from the collapse of adjacent structures. Trench safety systems include support systems, sloping and benching systems, shield systems and other systems that will provide necessary protection. The item includes the furnishing and implementation of the safety system as required by Section 306-1.1.6 of the Standard Specifications or as directed by the Engineer.

15.2 Trench Safety System - Excavation for any trench five (5) feet or more in depth shall not begin until the Contractor has provided to the Engineer, a detailed plan for worker protection from the hazards of caving ground during the excavation of the trench. The plan shall show the details of the design of shoring, bracing, sloping or other provisions to be made for worker protection including any design calculations done in the preparation of the plan. No such plan shall allow the use of shoring, sloping or a protective system less effective than that required by the Construction Safety Orders of the California Department of Industrial Relations, Division of Occupational Safety and Health Administration (Cal-OSHA). The plan shall be prepared and signed by an engineer who is registered as a civil engineer in the State of California, and the plan and design calculations shall be submitted for review at least two (2) weeks before the Contractor intends to begin trenching operations.

All safety plans shall reflect surcharge loadings imparted to the side of the trench by equipment and stored materials. Surcharge loads shall be monitored to verify that such loads do not exceed the design assumptions for the system.

The Contractor should not assume that only one type of trench safety system such as a shield or "trench box" will be adequate for all trenching situations encountered on a given project. The Contractor should be prepared with alternative safety system designs (such as solid sheeting) should construction circumstances dictate the use of such.

Trench safety system designs for support systems, shield systems or other protective systems whether drawn from manufacturers' data, other tabulated data or designed for this particular project must be signed by a civil engineer registered in the State of California prior to submittal to the District for review. A shoring plan for the specific use of a shield shall be prepared. Catalogs or engineering data for a product should be identified in the plan as supporting data. All specific items or applicable conditions must be outlined on the submittal.

The State of California Department of Transportation "Trenching and Shoring Manual" will be used as a guide for plan review and approval.

Also included in this item is the fencing and barricading of the open trench as required for the safety of pedestrians and vehicular traffic as directed by the Engineer.

15.3 Measurement and Payment - The contract price paid for the item Trench Safety System shall include full compensation for all costs incurred under this section.

This payment will be made on a basis of the percentage of the work completed on the items related to trenching operations.

SECTION 16 - CONCRETE CONSTRUCTION

16.1 Description - This section includes the contract items of various classes of Concrete.

16.2 General Requirements - Concrete for all purposes shall be composed of Portland Cement, aggregates and water of the quantities and qualities herein specified, and in the required proportions. The ingredients are to be well mixed and brought to the proper consistency and to have a compressive strength at the age of 28 days of not less than the amount shown in the following tabulation for each type of work listed:

<u>CONCRETE CLASS</u>	<u>MINIMUM SACKS CEMENT/C.Y.</u>	<u>TYPE OF WORK</u>	<u>POUNDS PER SQUARE INCH</u>
A	6	Slope Paving, Catch Basins, Junction Structure Nos. 2, 4, and 6 (45-Inch RCP Outlet Structure), Manholes, Concrete Collars and Headwalls	3250*
B	5	Local Depressions, Cutoff Walls, Concrete for Concreted Rock and Miscellaneous Concrete not otherwise specified	3000*
E	1/4	Controlled Low Strength Material (CLSM)	200-300 Max.

\*Note: Concrete for use in structures constructed from State of California, Department of Transportation Standard Plans shall have compressive strengths as called for on those plans.

16.3 Material and Methods - All concrete materials, methods, forms and proportioning shall conform to Sections 51 and 90, and additionally, curb construction shall conform to Section 73 of the State Standard Specifications. Concrete test specimens will be made in accordance with ASTM Designation C-31 and C172. Test for concrete compressive strengths will be performed in accordance with ASTM Designation C-39. Combined aggregate grading for all concrete shall be in conformance with Section 90-3.04 of the State Standard Specifications and the following tabulation for each type of work listed:

<u>TYPE OF WORK</u>	<u>COMBINED AGGREGATE GRADING</u>
The inverts of: Junction Structures and Manholes.	1-1/2" Maximum

Headwalls, Catch Basins, Local Depressions, Collars  
and Miscellaneous Concrete not otherwise specified.  
All other concrete structures

1" Maximum

Fly Ash, Class F may be substituted for cement, up to a maximum of 15 percent by weight for all concrete. Fly Ash shall meet the standards of ASTM Designation: C-618. Water reducing agents meeting ASTM Designation: C-494 will be permitted in amounts recommended by the supplier and approved by the Engineer in writing.

No other admixture shall be used in any class of concrete without written permission from the Engineer.

Supplementing Section 90-1.01 of the State Standard Specifications, prior to placement of any concrete the Contractor shall submit mix designs, for all types of concrete to be placed, to the Engineer for approval. Supplementing Section 90-6.03 of the State Standard Specifications, concrete delivered to the job site shall be accompanied by a ticket containing the weight of each of the individual ingredients in the mix.

16.4 General Reinforcing Steel Requirements - Reinforcing steel for all reinforced concrete structures shall be Grade 60 Low-Alloy or Grade 60 Billet-Steel. The reinforcing steel for use in structures constructed from State of California, Department of Transportation Standard Plans shall be of Grade 60 or as called for on those plans. Cleaning, bending, placing and spacing of reinforcement shall conform to the applicable provisions of Section 52 of the State Standard Specifications and to the drawings. The Contractor shall furnish a "Certificate of Compliance" with the specification of ASTM Designation: A-706/A or A-615/A. All splices shall conform to the requirements of A.C.I. Manual, Standard 318, latest edition. Splices requested by the Contractor for his convenience shall be subject to approval by the Engineer. Longitudinal lap shall be 16 inches minimum for #4 bars and 19 inches minimum for #5 bars.

16.5 Consistency - The consistency of the concrete shall be such as to allow it to be worked into place without segregation. Unless otherwise specified, the slump shall be 3 inches plus or minus 1 inch for all concrete, except the concrete for the cast-in-place concrete pipe which shall have a slump of 2 inches plus or minus 1 inch.

The slump test shall be performed in accordance with the requirements of ASTM Designation: C-143. Slumps greater than those specified may be cause for rejection of the concrete by the Engineer.

16.6 Placing - Supplementing Section 51-1.09 of the State Standard Specifications, concrete shall not be placed except in the presence of the Engineer. The Contractor shall give reasonable notice to the Engineer each time he intends to place concrete. Such notice shall be far enough in advance to give the Engineer adequate time to inspect the subgrade, forms, steel reinforcement and other preparations for compliance with the specifications before concrete is delivered for placing.

Formed concrete shall be placed in horizontal layers in lifts of not more than 20 inches. Hoppers and chutes, pipes and "elephant trunks" shall be used as necessary to prevent segregation of the concrete.

16.7 Form Removal and Finish - Forms shall be removed only when the Engineer has given his approval. Forms shall be removed in such a way as to prevent damage to the concrete. Supports shall be removed in a manner that will permit the concrete to take stresses due to its own weight uniformly.

Forms shall not be removed sooner than the following minimum time or strength after the concrete is placed. These times represent cumulative number of days and fractions of days, not necessarily consecutive, during which the temperature of the air adjacent to the concrete is above 50 degrees Fahrenheit. If the temperature falls below 50 degrees Fahrenheit at any time after the concrete is placed in the forms, the Engineer will advise the Contractor of additional time required before forms can be removed.

<u>Element</u>	<u>Strength or Time</u>
All other structures	16 hours

The finish on all exposed formed surfaces shall conform to Section 51-1.18B Class 1 Surface Finish of the State Standard Specifications. The exposed concrete surfaces shall be broomed in a transverse direction with a fine textured hair push broom to produce a uniform surface and eliminate float marks. Brooming shall be done when the surface is sufficiently set to prevent deep scarring. If directed by the Engineer, a fine spray of water shall be applied to the surface immediately in advance of brooming.

Exposed corners of all concrete structures shall be finished with a 3/4" chamfer.

Concrete flatwork shall match adjacent surfaces. The concrete shall be struck off and tamped or vibrated until a layer of mortar has been brought to the surface. The top surface and face of curbs, gutters, catch basins and sidewalks shall be finished to match adjacent surfaces.

16.8 Curing - All concrete shall be prevented from drying for a curing period of at least seven (7) days after it is placed. Surfaces exposed to air during the curing process shall be kept continuously moist for the entire period or until curing compound is applied.

Formed surfaces shall be thoroughly wetted immediately after forms are removed and shall be kept wet until patching and repairs are completed. Water or covering shall be applied in such a way that the concrete surface is not eroded or otherwise damaged. Water for curing shall be clean and free from any substances that will cause discoloration of the concrete.

Concrete may be coated with curing compound in lieu of the continued application of moisture. The curing compound shall comply with the requirements of Section 90-7.01B of the State Standard Specifications. The curing compound shall be No. 5 White Pigmented Curing Compound conforming to the requirements of ASTM Designation: C-309, Type 2, Class B for



all concrete surfaces other than for flatwork which shall be coated with a clear or translucent curing compound containing a red fugitive dye.

The curing compound shall be sprayed on the moist concrete surfaces as soon as free water has disappeared, but shall not be applied to any surface until patching, repairs and finishing of that surface are completed. The curing compound shall be thoroughly mixed immediately before applying, and shall be applied at a uniform rate of not less than one gallon per 150 square feet of surface. No separate payment will be made for the curing compound or its application.

16.9 Joints - Joints shall be made at the locations shown on the drawings, or as approved by the Engineer.

Construction joints, when required, shall be located between the transverse joints and, unless otherwise specified on the plans, shall utilize 1/2 inch diameter deformed bars 30 inches long, spaced at 18-inch centers as tie bars. The construction joints shall be straight and finished in a workmanlike manner.

Surfaces of construction joints shall be cleaned as set forth in Section 51-1.13 of the Standard Specifications.

16.10 Class "A" Concrete, Minor Structures - The contract item Class "A" Concrete, Minor Structures includes the complete construction of the catch basins. Included in the pay item is all earthwork and reinforcing steel required for these structures, but exclusive of the required miscellaneous iron and steel.

16.11 Class "B" Concrete, Miscellaneous - The contract item Class "B" Concrete, Miscellaneous includes the complete construction of the local depressions, sewer encasements and any other concrete not specified. Included in the pay item is all earthwork and reinforcing steel required.

16.12 Junction Structure No. 2 - The contract item Junction Structure No. 2 covers the complete construction of these structures, including reinforcing steel, exclusive of earthwork.

No separate payment will be made for Junction Structure No. 4.

16.13 45-Inch RCP Outlet Structure - The contract item 45-Inch RCP Outlet Structure covers the complete construction of the outlet structure slope paving, cutoff walls, and concreted rock as shown on Sheets 2 and 6 of the drawings. Included in this pay item is all reinforcing steel required and earthwork.

16.14 Manholes - The contract items Manhole Nos. 2 and 4 cover the complete construction of these various structures, including reinforcing steel, exclusive of earthwork and the miscellaneous iron and steel.

The manhole rings are required and shall conform to ASTM Designation: C-478, and the drawings. The rings shall be laid up, using Type II modified cement with a 1:2 mix mortar and with 1/2-inch minimum thickness pointed joints. On completion, vertical wall section shall not be out of plumb by more than 1/2-inch in 10 feet of vertical height. The manhole rings shall also be accurately aligned. The cast iron manhole frame and cover shall be installed, with frame accurately set to finished grade of pavement, in mortar well tamped around the perimeter of frame to ensure full bearing.

16.15 Measurement - Measurement for payment for the contract items Class "A" Concrete, Minor Structures; and Class "B" Concrete, Miscellaneous will be the number of cubic yards placed as specified, measured to the neat lines as shown on the drawings.

Measurement for payment for the contract items Junction Structure No. 2, Manhole No. 2, and Manhole No. 4 will be the number of each type constructed as specified.

Measurement for payment for the contract item 45-Inch RCP Outlet Structure will be lump sum.

No measurement or payment will be made for Junction Structure No. 4.

No measurement or payment will be made for dowels, tie bars, tie wires, blocks, chairs and other accessories.

16.16 Payment - The contract prices paid for the various Concrete items shall include full compensation for all costs incurred under this section.

#### SECTION 17 - CONCRETE PIPE

17.1 Description - This section covers the contract item Reinforced Concrete Pipe of the various sizes as required for the work.

17.2 General Pipe Requirement - Pipe materials, manufacture and quality, shall conform to ASTM Designation: C-76 or C-655. The Engineer shall be furnished a "Certificate of Compliance" signed by the manufacturer of the pipe certifying that the pipe conforms to the ASTM requirements. All pipe and pipe material supplied by the Contractor shall be new.

The District will also require the D-load bearing strength test conforming to ASTM C497 for new pipe 48" or greater, in conformance with Sections 207-2.9.1(1) and 207-2.9.2 of the Standard Specifications as a basis for acceptance of the pipe. The test shall be performed in the presence of the Engineer.

Pipe shall be laid in a trench free of ponded water in conformance with Section 306-1.2.2, with joints in conformance with Section 306-1.2.4 of the Standard Specifications.

Pipe ends shall be cleaned and moistened prior to making up joint.

17.3 Reinforced Concrete Pipe - The contract items for the various Reinforced Concrete Pipe include the furnishing and installing of the various pipe as specified, exclusive of earthwork.

17.4 Pipe on Curves - Unsymmetrical closure of pipe joints shall not exceed 1 inch pull on the outside of the curve when pull is measured at the springline on the inside of the pipe. Mortar joints on curves shall conform in strength, texture of mortar finish and tightness to the joints for straight ended pipe.

When beveled pipe is used the maximum deflection angle shall not exceed 6 degrees unless shown on the plans or approved by the Engineer.

17.5 Video Inspection - All concrete pipe (cast-in-place and reinforced) with inside diameters of 30 inches or less shall be videotaped prior to final inspection. Copies of the videotapes shall be provided to the Engineer. For pipe placed within roadway area, video inspection shall be performed and the results approved by the Engineer prior to paving.

17.6 Measurement - Measurement for payment of the contract items Reinforced Concrete Pipe of the various sizes and classes will be the number of lineal feet of each class installed as specified measured along the centerline of the pipe in place including curves.

17.7 Payment - The contract prices paid for the Reinforced Concrete Pipe shall include full compensation for all costs incurred under this section.

#### SECTION 18 - NOT USED

#### SECTION 19 - ASPHALT CONCRETE CONSTRUCTION

19.1 Description - This section covers the contract items Aggregate Base, Class 2; Asphalt Concrete Type "B"; and Temporary Resurfacing.

19.2 Aggregate Base, Class 2 - The contract item Aggregate Base, Class 2 includes furnishing and placing such material as indicated on the drawings. Aggregate Base, Class 2 shall be clean and free from roots, vegetable matter and other deleterious substances, and be of such character that when wet it will compact to form a firm stable base. Material and placing shall be in accordance with Section 26 of the State Standard Specifications using 3/4-inch maximum size.

The aggregate base shall also have a sand equivalent value of not less than 35 when tested in conformance with California Test Method 217.

The aggregate base material shall be spread as specified in Sections 26-1.035 and 26-1.04 of the State Standard Specifications. The aggregate base material shall be compacted as specified in Section 26-1.05 of the State Standard Specifications.

19.3 Asphalt Concrete, Type "B" - The contract item Asphalt Concrete, Type "B" covers the asphalt concrete necessary for the repair and resurfacing of streets damaged or removed due to

construction operations. Included in this item is the construction of Caltrans A87B Type D Asphalt Concrete Dike Transition as shown on the plans.

The Contractor shall not pave any or start paving asphalt concrete until all compaction on the aggregate base are tested and approved by the Engineer.

The Asphalt Concrete shall be Type "B" and shall be proportioned, mixed, spread and compacted in accordance with the applicable provisions in Section 39 of the State Standard Specifications and these Detailed Specifications. The gradation of the mineral aggregate shall be one-half inch (1/2-inch) maximum, medium for final course and three-quarter inch (3/4-inch) maximum, coarse for base course.

The Contractor shall furnish and place the asphalt concrete with all asphaltic emulsions required. The asphalt binder to be mixed with aggregate shall conform to these Detailed Specifications and shall be of the Performance Grade (PG) designated below or as determined by the Engineer:

- Grade PG 64-10 (Inland Valleys)

The amount of asphalt binder to be mixed with the mineral aggregate shall be between three percent (3%) and seven percent (7%) by weight, of the dry mineral aggregate. The exact amount of asphalt binder to be mixed with the mineral aggregate will be determined by a special mix design.

Liquid asphalt for prime coat shall conform to the provisions in Section 93, "Liquid Asphalts", of the State Standard Specifications and shall be Grade PG 64-10.

Asphalt emulsion for paint binder (tack coat) shall conform to the provisions in Section 94, "Asphaltic Emulsions", of the State Standard Specifications for the rapid-setting or slow-setting type and shall be grade PG 64-10.

Asphalt shall consist of refined petroleum or a mixture of refined liquid asphalt and refined solid asphalt, prepared from crude petroleum. Asphalt shall be:

- A. Free from residues caused by the artificial distillation of coal, coal tar or paraffin.
- B. Free from water.
- C. Homogeneous.

The Contractor shall furnish asphalt in conformance with the State of California Department of Transportation's "Certification Program for Suppliers of Asphalt". The Department maintains the program requirements, procedures, and a list of approved suppliers at: <http://www.dot.ca.gov/hq/esc/Translab/ofpm/fpmcoc.htm>.

The Contractor shall ensure the safe transportation, storage, use and disposal of asphalt.

The Contractor shall prevent the formation of carbonized particles caused by overheating asphalt during manufacturing or construction.

Performance grade paving asphalt shall conform to the testing requirements in the table below:

Performance Graded Asphalt Binder		
Property	AASHTO Test Method	Specification Grade PG 64-10
<b>Original Binder</b>		
Flash Point, Minimum °C	T48	230
Solubility, Minimum %	T44	99
Viscosity at 135°C, Maximum, Pa's	T316	3.0
Dynamic Shear, Test Temp. at 10 rad/s, °C Minimum G*/sin(Delta), kPa	T315	64 1.00
Rolling Thin Film Oven (RTFO) Test, or ASTMD2827 Mass Loss, Maximum, %	T240	1.00
<b>RTFO Test Aged Binder</b>		
Dynamic Shear, Test Temp. at 10 rad/s, °C Minimum G*/sin(delta), kPa	T315	64 2.20
Ductility at 25°C Minimum, cm	T51	75
Pressurized Aging Vessel (PAV) Aging, Temperature, °C	R28	100
<b>RTFO Test and PAV Aged Binder</b>		
Dynamic Shear, Test Temp. at 10 rad/s, °C Minimum G* sin(delta), kPa	T315	31 5000
Creep Stiffness, Test Temperature, °C Maximum S-value, MPa Minimum M-value	T313	0 300 0.300

Certificates of compliance shall be furnished to the Engineer certifying that the asphaltic emulsions and paving asphalts conform to the referenced standard specifications.

In lieu of the table of Section 39-6.01, asphalt concrete shall be spread and compacted in the number of layers as outlined in the table below:

Total Thickness Shown on Plans	Minimum No. of Layers	Top Layer Thickness		Next Lower Layer Thickness		All Other Lower Layer Thickness	
		Min.	Max.	Min.	Max.	Min.	Max.
0.23' or less	1	-	-	-	-	-	-
0.24' through 0.44'	2	0.12'	0.21'	0.14'	0.23'	-	-
0.45' or more	3 or more	0.12'	0.20'	0.15'	0.23'	0.20'	0.23'

Finished surfaces shall conform to the straightedge provisions in Section 39-6.03, "Compacting", of the State Standard Specifications.

Areas of the top surface of the uppermost layer of asphalt concrete pavement that do not meet the specified surface tolerances shall be brought within tolerance by abrasive grinding. Areas which have been subjected to abrasive grinding shall receive a seal coat. Areas which cannot be brought into specified tolerance by abrasive grinding shall be corrected by removal and replacement.

19.4 Temporary Resurfacing - The contract item Temporary Resurfacing is required for short reaches of the mainline and connector pipe trenches whenever excavation is made through pavement on which traffic must be allowed immediately after backfilling, only as directed by the Engineer. Otherwise the leveling course of the asphalt concrete paving may be used to open the work area to traffic until the final paving is completed. Measurement and payment of the leveling course will be made as an Asphalt Concrete item, not Temporary Resurfacing.

Temporary resurfacing shall be 2" (0.17') and in conformance with Section 306-1.5 of the Standard Specifications.

19.5 Measurement - Measurement for payment of the contract item Aggregate Base, Class 2 will be the number of cubic yards placed to the lines, grades and dimensions shown on the drawings. **No allowance will be made for aggregate base placed outside said dimensions unless otherwise ordered by the Engineer.**

Measurement for payment of the contract item Asphalt Concrete, Type "B" will be the number of tons placed to the lines, grades and dimensions shown on the drawings. The Asphalt Concrete pay quantity shall be determined by using a conversion factor of 144 pounds per cubic foot for all asphalt concrete placed within standard paylines. No measurement will be made for paint binder required for this portion of the work. All charges for asphalt emulsions are included in the price paid for Asphalt Concrete. **No allowance will be made for asphalt concrete placed outside said dimensions unless otherwise ordered by the Engineer.**

Measurement for payment of the contract item Temporary Resurfacing will be the number of tons placed as specified in Section 19.4 and as directed by the Engineer.

19.6 Payment - The contract prices paid for Aggregate Base, Class 2; Asphalt Concrete, Type "B"; and Temporary Resurfacing shall include full compensation for all costs incurred under this section.

## SECTION 20 – FENCES AND GATES

20.1 Description - This section covers the 6-Foot Chain Link Fence; and Temporary Fencing.

20.2 6-Foot Chain Link Fence - The contract item 6-Foot Chain Link Fence includes furnishing and installing the material required for this portion of the work as shown on the drawings and as directed by the Engineer. Included in this item is all hardware parts, posts and

fittings. Also included in this item of work will be the removal and relocation, if required, of chain link fence as noted on the drawings and as directed by the Engineer.

All materials shall be new except that specified for removal and relocation and shall conform to Section 206-6 of the Standard Specifications and the drawings, with installation in conformance with Section 304-3.2. Materials salvaged shall be subject to the Engineer's approval prior to reinstallation. All posts shall be set in commercial plant quality, 4 sack per cubic yard concrete.

20.3 Temporary Fencing - The contract item Temporary Fencing shall include all labor, materials and equipment necessary for installing and removing the temporary fencing and removing and reinstalling the property line fences as shown on the drawings. The temporary fencing shall be a 6-foot high chain link fence. Fencing materials need not be new and fence posts need not be set in concrete.

No measurement for payment will be made for the 6-Foot Chain Link Fence and the Temporary Fencing as they will be paid under the contract lump sum item Clearing and Miscellaneous Work as described in Section 13.

## SECTION 21 - MISCELLANEOUS

21.1 Description - This section covers the contract items Miscellaneous Iron and Steel; Remodel 4-Inch Vitrified Clay Pipe (VCP) House Connection; and Adjust Valve to Grade.

21.2 Miscellaneous Iron and Steel - The contract item Miscellaneous Iron and Steel covers all ferrous metal used in the various hydraulic structures. Materials, parts and fittings shall conform with the following:

- (a) Manhole Frames and Covers - Per ASTM Designation: A-48, Class 35B. Manhole frames and covers shall be minimum weight as shown on the plans, and the weight of each frame and cover shall be indicated thereon in white paint. Style and markings shall be approved by the Engineer. The castings shall be free from cracks, blowholes or other imperfections, straight, true to pattern and have a uniform finish. The castings for manholes in streets shall be thoroughly cleaned and coated with asphaltum paint of approved composition; all other castings for frames and covers shall be cleaned and galvanized. The cover shall fit firmly into the frame without rocking, with the frame accurately placed so that cover is flush with finish paving.
- (b) All other Miscellaneous Metal - Per ASTM Designation: A-36.
- (c) Galvanizing - Except for manhole frames and covers described above, all exposed ferrous metal shall be galvanized per Section 210.3 of the Standard Specifications.

21.3 Remodel 4-Inch Vitrified Clay Pipe (VCP) House Connection - The contract item Remodel 4-Inch Vitrified Clay Pipe (VCP) House Connection pertains to the removing of interfering portions of house connections and replacing with new pipe and any mainline modification required. The remodeling shall be done in accordance with EMWD Standard Drawing Nos. SB 176 and SB 177 and the drawings, including excavation, backfill and any concrete encasement but excluding asphalt concrete or aggregate base in this item of work. Only the VCP house connections interfering with the pipe conduit to be constructed will be measured for payment.

21.4 Adjust Valve to Grade - The contract item Adjust Valve to Grade covers all labor, equipment, materials and incidentals required for the complete adjustment of all valves within the limits of the street improvements to meet the finished street grade.

21.5 Measurement - Measurement for payment for the contract item Miscellaneous Iron and Steel will be the number of pounds used in the work as specified. Should manhole frames and covers exceed the minimum weights as shown on the drawings by more than two percent (2%) that weight in excess of the allowable two percent (2%) increase will not be measured for payment. Manhole frames and covers to be salvaged and reused will not be measured for payment.

Measurement for payment for the contract item Remodel 4-Inch Vitrified Clay Pipe (VCP) House Connection will be the number of lineal feet of 4-inch vitrified clay pipe installed. There will be no separate payment for special fittings or joint materials and modification to the main line.

Measurement for payment for the contract item Adjust Valve to Grade shall be the number of valves that are adjusted to meet the finished street grade.

21.6 Payment - The contract prices paid for Miscellaneous Iron and Steel; Remodel 4-Inch Vitrified Clay Pipe (VCP) House Connection; and Adjust Valve to Grade shall include full compensation for all costs incurred under this section.

## SECTION 22 THROUGH SECTION 25 - NOT USED

### SECTION 26 - STONEMWORK

26.1 Description - This section covers the Concreted Rock for the 45-Inch RCP Outlet Structure as described in Section 16.13.

26.2 General - All rock materials shall meet the quality requirements of Section 72-2.02 of the State Standard Specifications.

Rock materials shall be blocky and predominantly angular in shape. Not more than 25% of the rock shall have a length more than 2.5 times the breadth or thickness. No rock shall have a length exceeding 3.0 times its breadth or thickness. All oversize rocks, as determined by the Engineer, shall be removed.



Rock materials shall be placed on a firm dry foundation in conformance with Method B of Section 72-2.03 of the State Standard Specifications, however, additional placement effort shall be required to meet the lines and grades as shown on the drawings and to fill and chink oversize voids with selected rock to establish a stable interlock. Chinking of voids will not be required for rock specified to be concreted.

Concrete for concreted (grouted) rock shall be Class "B", and shall have a slump sufficient to allow gravity flow into the interstices of the rock with rodding and vibration. Concrete for concreted rock shall be placed in accordance with Section 72-5.04 of the State Standard Specifications except that total penetration of the rock blanket by the concrete will be required, and the outer rocks of the finished rock surface shall project approximately 9 to 12 inches from the concrete surface.

No measurement for payment will be made as the Concreted Rock will be paid under the contract lump sum item 45-Inch RCP Outlet Structure as described in Section 16.13.

#### SECTION 27 - DUST ABATEMENT

27.1 Description - This section covers the implementation of dust control measures necessary to prevent harm and nuisance from dust. Supplementing Section 8.06 of the General Provisions, the Contractor shall comply with all the provisions of the South Coast Air Quality Management District (SCAQMD) Rule 403 as described in Appendix "A".

27.2 Dust Abatement - The contract item Dust Abatement includes the action necessary to prevent, reduce or control dust within the work area as required to complete the work. The Contractor shall carry out proper and efficient measures to prevent his operations from producing dust in amounts damaging to property or causing a nuisance, or harm to persons living nearby or occupying buildings in the vicinity of the work. The methods to be used for controlling dust in the construction area and along haul roads shall be approved by the Engineer prior to starting any work included in this contract. The Rule 403 Implementation Handbook published by the SCAQMD contains a detailed listing of reasonably available dust control measures and is available for inspection at the District office.

27.3 Payment - The contract lump sum price paid for Dust Abatement shall include full compensation for all direct and indirect costs incurred under this section.

This payment will be made on a basis of the percentage of work completed on the entire project.

#### SECTION 28 - NOT USED

#### SECTION 29 - STORMWATER AND NON-STORMWATER POLLUTION CONTROL

29.1 Description - This section covers the contract items Stormwater and Non-Stormwater Pollution Control; and Non-Stormwater Discharge or Dewatering. The contract item Stormwater and Non-Stormwater Pollution Control shall include preparing, obtaining approval of, amending

and implementing Contractor's Pollution Prevention Plan (PPP). The contract item Non-Stormwater Discharge or Dewatering shall include compliance with Santa Ana Regional Water Quality Control Board Order No. R8-2009-0003.

29.2 General Requirements – Stormwater and Non-Stormwater Pollution Control work shall conform to the requirements in the latest version of Caltrans Storm Water Quality Handbooks, entitled "**Construction Site Best Management Practices (BMPs) Manual**" and "**Storm Water Pollution Prevention Plan (SWPPP) and Water Pollution Control Program (WPCP) Preparation Manual**". Copies of the "Construction Site BMPs Manual" and "SWPPP and WPCP Preparation Manual", hereafter referred to collectively as the "Caltrans Handbooks", may be obtained from the California Department of Transportation Publication Distribution Unit, 1900 Royal Oaks Drive, Sacramento, California, 95815-3800. Telephone: 916.445.3520. Copies of the Caltrans Handbooks can also be downloaded from the Caltrans internet site at <http://www.dot.ca.gov/hq/construc/stormwater/manuals.htm>. In addition, copies of the Caltrans Handbooks are available for review at the District's office.

The PPP shall identify site specific BMPs to be implemented during and after construction to minimize the potential pollution of stormwater runoff and receiving waters. The identified BMPs shall be practices designed to minimize or eliminate the discharge of pollutants from the construction site and Contractor's construction activities, including, but not limited to:

1. Good housekeeping practices for solid and sanitary/septic waste management, vehicle and equipment cleaning/maintenance, and material handling and storage.
2. Construction procedures such as stabilized construction access points, scheduling/phasing to minimize areas of soil disturbance, soil stabilization and erosion/sediment control.

The PPP shall also stipulate an ongoing program for monitoring and maintenance of all BMPs.

For the convenience of the Contractor and to expedite the PPP preparation and approval, a "90%" PPP Template has been prepared by the District. This PPP Template has been tailored to the referenced project and can be downloaded from [http://rcflood.org/Documents/PPP\\_Template\\_4000337.pdf](http://rcflood.org/Documents/PPP_Template_4000337.pdf) or obtained from the District in CD form. The awarded Contractor will be provided two (2) hard copies and a Word document of the "90%" PPP Template to amend. The Contractor shall review and amend this PPP Template based on the requirements of the General Permit and per the construction schedule and work plan proposed by the Contractor. The Contractor shall then submit a PPP certified by the Contractor's Qualified SWPPP Developer (QSD) for District review and approval.

The Contractor shall amend and finalize the complete "90%" PPP Template referenced above. The Contractor shall, at a minimum, provide and/or prepare the following:

1. Name and contact information for the Contractor's Qualified SWPPP Practitioner (QSP) and QSD

2. Contractor name and contact information
3. Contractor site contact person and emergency contact person information
4. Verification of disturbance area due to construction
5. Construction commencement date
6. Anticipated construction completion date
7. Construction Activity Schedule/BMPs Installation Schedule
8. Name and contact information for personnel responsible for pre-storm, post-storm and storm event BMP inspections – this should be the project's QSP
9. List of all subcontractors that will be working on the project
10. Review and finalize water pollution control drawings

**In the event the District incurs any Administrative Civil Liability or Mandatory Minimum Penalty (fine) imposed by the California Regional Water Quality Control Board, as a result of Contractor's failure to fully implement the provisions of this section and permit requirements, "Stormwater and Non-Stormwater Pollution Control", the Engineer may, in the exercise of his sole judgment and discretion, withhold from payments otherwise due Contractor a sufficient amount to cover the Civil Liability. Liability for "Negligent Violations" may be in an amount up to \$50,000 per day per deemed occurrence while "Knowing Violations" can result in fines as high as \$250,000 and imprisonment.**

The Contractor shall be responsible for all costs and for any liability imposed by law as a result of the Contractor's failure to comply with the requirements set forth in this section, "Stormwater and Non-Stormwater Pollution Control", including but not limited to, compliance with the applicable provisions of the Caltrans Handbooks, and Federal, State, and local regulations. For the purpose of this paragraph, costs and liabilities include, but are not limited to, fines, penalties and damages whether assessed against the District or the Contractor, including those levied under the Federal Clean Water Act and the State Porter-Cologne Water Quality Act.

The Contractor shall become fully informed of and comply with the applicable provisions of the Caltrans Handbooks, and Federal, State and local regulations that govern the Contractor's activities and operation pertaining to both stormwater and non-stormwater discharges from both the project site and areas of disturbance outside the project limits during construction. The Contractor shall, at all times, keep copies of the approved PPP and all amendments at the project site. The PPP shall be made available upon request of a representative of the SWRCB, CRWQCB, United States Environmental Protection Agency (USEPA) or local stormwater management agency. Requests by the public shall be directed to the Engineer.

The Contractor is solely and exclusively responsible for any arrangements made between the Contractor and other property owners or entities that result in disturbance of areas or construction activities being conducted outside the limits of the designated rights-of-way and temporary construction easements as shown on the project drawings.

**29.3 PPP Preparation and Approval** - The Contractor shall prepare and obtain approval of the PPP as part of the Stormwater and Non-Stormwater Pollution Control work for this contract. The Contractor shall prepare the PPP in accordance with Section 3, "Preparing a Water Pollution Control Program (WPCP)", of the Caltrans Storm Water Quality Handbooks, entitled "**Storm**

**Water Pollution Prevention Plan (SWPPP) and Water Pollution Control Program (WPCP) Preparation Manual" and these Detailed Specifications.**

**In case of conflict between the Caltrans Handbooks and these Detailed Specifications, the Detailed Specifications shall govern.**

Within five (5) working days after the award of the contract, the Contractor shall submit two (2) copies of the PPP to the Engineer for review and approval. The Contractor shall allow ten (10) working days for the Engineer to review the PPP. If revisions are required as determined by the Engineer, the Contractor shall revise and resubmit the PPP within three (3) working days of receipt of the Engineer's comments and shall allow ten (10) working days for the Engineer to review the revisions. The Contractor shall submit four (4) hard copies and one (1) pdf copy of the approved PPP to the Engineer prior to the pre-construction meeting. **The Contractor must have an approved PPP prior to the pre-construction meeting.**

The objectives of the PPP shall be to identify all pollution sources associated with Contractor's construction activities that may adversely affect the quality of stormwater discharges and receiving waters; to identify all non-stormwater discharges; to identify, construct, implement and maintain water pollution control best management practices, hereafter referred to as "BMPs"; to reduce to the maximum extent practicable pollutants in both stormwater and authorized non-stormwater discharges from the construction site during construction; and to develop a maintenance schedule for BMPs after construction is completed under this contract.

The PPP shall incorporate BMPs in each of the following categories:

1. Soil stabilization practices
2. Sediment control practices
3. Sediment tracking control practices
4. Wind erosion control practices
5. Non-stormwater management, and waste management and disposal control practices

Specific objectives and minimum requirements for each category of BMPs are contained in the Caltrans Handbooks. The Contractor shall consider the objectives and minimum requirements presented in the Caltrans Handbooks for each of the above categories. When minimum requirements are listed for any category, the Contractor shall incorporate one or more of the listed minimum BMPs required into the PPP and implement them on the project to meet the pollution control objectives for the category. In addition, the Contractor shall consider other BMPs presented in the Caltrans Handbooks to supplement the minimum BMPs required when necessary to meet the objectives of the PPP. The Contractor shall document the selection process in accordance with the procedure specified in the Caltrans Handbooks.

The Contractor shall not assume that the minimum BMPs required for each category presented in the Caltrans Handbooks are adequate to meet the pollution control objectives. The Contractor may use other effective BMPs, as approved by the Engineer, in addition to the minimum BMPs required in the Caltrans Handbooks to achieve the pollution control objectives.

The PPP shall include all of the following items in the order given below:

1. Title Page
2. Table of Contents
3. Project Description and Contractor's Certification
4. Project Information
5. Pollution Sources and BMPs
6. Water Pollution Control Drawings
7. A copy of the Amendments, if any
8. Amendment Log
9. Maintenance, Inspection, and Repair Program
10. Inspection Log
11. Construction Site Inspection Checklist
12. Current Inventory of BMP related materials, and
13. Mobilization Plan for BMP deployment.

The following notes (or notes of substantially similar intent) that address pollution prevention to the Maximum Extent Practicable during the construction phase of a project on a year-round basis need to be placed on the Stormwater and Non-Stormwater Pollution Control Drawings:

- ◆ Erosion control BMPs shall be implemented and maintained to minimize and/or prevent the entrainment of soil in runoff from disturbed soil areas on construction sites.
- ◆ Sediment control BMPs shall be implemented and maintained to prevent and/or minimize the transport of soil from the construction site.
- ◆ Stockpiles of soil shall be properly contained to eliminate or reduce sediment transport from the site to streets, drainage facilities or adjacent properties via runoff, vehicle tracking or wind.
- ◆ Appropriate BMPs for construction-related materials, wastes, spills or residues shall be implemented to eliminate or reduce transport from the site to streets, drainage facilities or adjoining properties by wind or runoff.
- ◆ Runoff from equipment and vehicle washing shall be contained at construction sites and must not be discharged to receiving waters or the local storm drain system. Washwaters or rinsate from ready mix, concrete, or cement vehicles must be handled appropriately and may not be discharged to receiving waters or the storm drain system.
- ◆ All construction contractor and subcontractor personnel are to be made aware of the required best management practices and good housekeeping measures for the project site and any associated construction staging areas.
- ◆ At the end of each day of construction activity all construction debris and waste materials shall be collected and properly disposed in trash or recycle bins.
- ◆ Construction sites shall be maintained in such a condition that a storm does not carry wastes or pollutants off the site. Discharges other than stormwater (non-stormwater discharges) are prohibited, except as authorized by an individual

NPDES permit or the State-wide General Permit for Storm Water Discharges Associated with Construction Activity. Potential pollutants include but are not limited to: solid or liquid chemical spills; wastes from paints, stains, sealants, solvents, detergents, glues, lime, pesticides, herbicides, fertilizers, wood preservatives and asbestos fibers; paint flakes or stucco fragments; fuels, oils, lubricants and hydraulic, radiator or battery fluids; concrete and related cutting or curing residues; floatable wastes; wastes from engine/equipment steam cleaning or chemical degreasing; wastes from street cleaning; and super-chlorinated potable water from line flushing and testing. During construction, disposal of such materials should occur in a specified and controlled temporary area onsite physically separated from potential stormwater runoff, with ultimate disposal in accordance with local, State and Federal requirements.

- ◆ Discharging contaminated groundwater produced by dewatering groundwater that has infiltrated into the construction site is prohibited. Discharging of contaminated soils via surface erosion is also prohibited.
- ◆ The Contractor is required to notify and obtain approval from the District ten (10) days prior to any non-stormwater discharge or dewatering associated with Contractor's construction activities.
- ◆ Construction sites shall be managed to minimize the exposure time of disturbed soil areas through phasing and scheduling of grading to the extent feasible and the use of temporary and permanent soil stabilization.
- ◆ BMPs shall be maintained at all times. In addition, BMPs shall be inspected prior to predicted storm events and following storm events.

29.4 PPP Amendments - The Contractor shall prepare amendments to the PPP, both graphically and in narrative form, whenever there is a change in Contractor's construction activities or operations which may result in the discharge of pollutants to surface waters, groundwaters, municipal storm drain systems or when deemed necessary by the Engineer. The Contractor shall also amend the PPP if it is not effectively achieving the objectives of reducing pollutants in stormwater discharges. Amendments shall show additional BMPs or revisions to Contractor's construction activities or operations (including any construction activities in areas not included in the initially approved PPP) which are required on the project to effectively control water pollution.

Amendments to the PPP shall be submitted for review and approval by the Engineer in the same manner specified for the initial approval of the PPP. The Contractor shall date and attach all approved amendments to the PPP. Upon approval of the amendment, the Contractor shall implement the additional BMPs, revised construction activities or operations as described therein.

29.5 PPP Implementation - Upon approval of the PPP, the Contractor shall be responsible throughout the duration of the project for installing, constructing, inspecting and maintaining the BMPs included in the PPP and any amendments thereto and for removing and disposing of temporary BMPs. Unless otherwise directed by the Engineer or specified in these Detailed Specifications, the Contractor's responsibility for PPP implementation and maintenance shall continue throughout any temporary suspension of work ordered in accordance with Section 6.05,

TEMPORARY SUSPENSION OF THE WORK, of the General Provisions. Requirements for installation, construction, inspection, maintenance, removal and disposal of BMPs are specified in the Caltrans Handbooks and these Detailed Specifications. The Contractor shall implement the PPP in accordance with the Caltrans Handbooks and these Detailed Specifications.

**The Engineer may order the suspension of construction operations if the Contractor fails to comply with the requirements of this section, "Stormwater and Non-Stormwater Pollution Control", as determined by the Engineer.**

- (a) Stormwater Pollution Control - The Contractor shall implement soil stabilization practices and sediment control BMPs, including minimum requirements as presented in the Caltrans Handbooks, on all disturbed areas of the project site throughout the rainy season, defined as between August 1<sup>st</sup> - October 1<sup>st</sup> and November 1<sup>st</sup> - May 1<sup>st</sup>, which is consistent with Caltrans definition of rainy season for the eastern desert region.

Implementation of soil stabilization practices and sediment control BMPs for soil-disturbed areas, including but not limited to, rough graded access roads, slopes, channel inverts, operational inlets and outlets of the project site shall be completed no later than ten (10) calendar days prior to the start of the winter season or upon start of applicable Contractor's construction activities for projects which begin either during or within ten (10) calendar days of the winter season.

Throughout the term of this contract, the total soil-disturbed area of the project site shall be less than five (5) acres. The Contractor shall demonstrate the ability and preparedness to fully deploy soil stabilization practices and sediment control BMPs to protect soil-disturbed areas of the project site by maintaining an adequate quantity of soil stabilization and sediment control materials onsite to protect exposed, soil-disturbed areas and a detailed plan for the mobilization of sufficient labor and equipment to fully deploy the required BMPs prior to the onset of precipitation and for the duration of the project.

Throughout the winter season, active soil-disturbed areas of the project site shall be fully protected at the end of each day with soil stabilization practices and sediment control BMPs. The Contractor shall monitor the weather forecast on a daily basis. The National Weather Service forecast shall be used or an alternative weather forecast proposed by the Contractor may be used if approved by the Engineer. If precipitation is predicted prior to the end of the following workday, construction scheduling shall be modified, as required, and the Contractor shall deploy functioning control measures prior to the onset of the precipitation.

Throughout the winter season, soil-disturbed areas of the project site shall be considered to be non-active whenever soil disturbing activities are expected to be discontinued for a period of fifteen (15) calendar days or more. Areas that will become non-active either during the winter season or within ten (10) calendar days thereof shall be fully protected with soil stabilization practices such as

covering with mulch, temporary seeding, fiber rolls, blankets, etc. within ten (10) calendar days of the discontinuance of soil disturbing activities or prior to the onset of precipitation, whichever is first to occur. Areas that will become non-active either during the winter season or within ten (10) calendar days thereof shall be fully protected with sediment control BMPs within ten (10) calendar days of the discontinuance of soil disturbing activities or prior to the onset of precipitation, whichever is first to occur.

- (b) Non-Stormwater Pollution Control - The Contractor shall implement, year-round and throughout the duration of the project, BMPs included in the PPP for sediment tracking, wind erosion, non-stormwater management, and waste management and disposal.
- (c) Inspections and Reporting - The Contractor shall regularly inspect the construction site for BMPs identified in the PPP to ensure the proper implementation and functioning of BMPs. The Contractor shall identify corrective actions and time frames to address any deficient BMPs or reinstate any BMPs that have been discontinued.

At a minimum, the Contractor shall inspect the construction site as follows:

1. Prior to a forecast storm;
2. After any precipitation which causes runoff capable of carrying sediment from the construction site;
3. At 24 hour intervals during extended precipitation events; and
4. At a regular interval of once every 2 weeks.

The construction site inspection checklist provided in the Caltrans Handbooks shall be used to ensure that the necessary BMPs are being properly implemented and are functioning adequately. The Contractor shall submit one copy of each site inspection record to the Engineer.

- (d) Maintenance - The Contractor shall maintain construction site BMPs identified in the PPP to ensure the proper implementation and functioning of BMPs. If the Contractor or the Engineer identifies a deficiency in the deployment or functioning of an identified BMP, the deficiency shall be corrected by the Contractor immediately, or by a later date and time if requested by the Contractor and approved by the Engineer in writing, but not later than the onset of subsequent precipitation events. The correction of deficiencies shall be at no additional cost to the District.
- (e) Training - The Contractor shall describe the types of training that the Contractor's BMP inspection, maintenance and repair personnel have received or will receive that is directly related to stormwater pollution prevention.



**29.6 Non-Stormwater Discharge or Dewatering - Dewatering activity should only be considered after other methods have been determined to be inadequate for storm drain construction by the Engineer.** If groundwater will be encountered during the project activities, the dewatering activity must be covered by the General Waste Discharge Requirements for Discharges to Surface Waters that Pose an Insignificant Threat to Water Quality (De Minimus Permit), Santa Ana Regional Water Quality Control Board Order No. R8-2009-0003. The Contractor shall comply with this Order, and notify and obtain approval from the Engineer fifteen (15) days prior to any non-stormwater discharging of groundwater dewatering. If an emergency or unforeseen dewatering activity that will discharge to Waters of the United States occurs, the Contractor shall contact the Engineer immediately.

When discharging groundwater from dewatering activities to surface waters, the Contractor shall comply with and implement the Monitoring and Reporting Program required under Order No. R8-2009-0003. This Order can be downloaded from [http://www.waterboards.ca.gov/santaana/board\\_decisions/adopted\\_orders/orders/2009\\_orders.shtml](http://www.waterboards.ca.gov/santaana/board_decisions/adopted_orders/orders/2009_orders.shtml). Under the Monitoring and Reporting Program, the Contractor shall prepare the monitoring report in accordance with Attachment E of the Order. The Contractor must submit the Monitoring Reports to the Engineer by the 15<sup>th</sup> day of each month following the monitoring period. The District will submit the Monitoring Reports to the Santa Ana Regional Water Quality Control Board. The Monitoring Reports shall cover the previous month's monitoring activities.

If there is any other form of non-stormwater discharge from the project to surface waters, the Contractor shall immediately contact the Engineer to determine appropriate actions required for coverage under the De Minimus Permit.

**Failure of the Contractor to fully comply with this requirement may result in the suspension of construction operations and liability for any associated monitoring, fines, penalties and remediation activities related to the discharge.**

**29.7 Payment -** The contract lump sum price paid for contract item Stormwater and Non-Stormwater Pollution Control shall include full compensation for all direct and indirect costs incurred under this section.

The contract lump sum price paid for Non-Stormwater Discharge or Dewatering shall include full compensation for compliance of Section 29.6, "Non-Stormwater Discharge or Dewatering". **Contractor shall not be paid any portion of the contract lump sum if discharge of groundwater from dewatering activities to surface waters is avoided.**

Payment will be made on a basis of the percentage of work completed on the entire project.

SECTION 30 THROUGH SECTION 32 – NOT USED

APPENDIX "A"

SOUTH COAST AIR QUALITY  
MANAGEMENT DISTRICT

RULE 403



(Adopted May 7, 1976) (Amended November 6, 1992)  
(Amended July 9, 1993) (Amended February 14, 1997)  
(Amended December 11, 1998)(Amended April 2, 2004)  
(Amended June 3, 2005)

**RULE 403. FUGITIVE DUST**

(a) Purpose

The purpose of this Rule is to reduce the amount of particulate matter entrained in the ambient air as a result of anthropogenic (man-made) fugitive dust sources by requiring actions to prevent, reduce or mitigate fugitive dust emissions.

(b) Applicability

The provisions of this Rule shall apply to any activity or man-made condition capable of generating fugitive dust.

(c) Definitions

- (1) ACTIVE OPERATIONS means any source capable of generating fugitive dust, including, but not limited to, earth-moving activities, construction/demolition activities, disturbed surface area, or heavy- and light-duty vehicular movement.
- (2) AGGREGATE-RELATED PLANTS are defined as facilities that produce and / or mix sand and gravel and crushed stone.
- (3) AGRICULTURAL HANDBOOK means the region-specific guidance document that has been approved by the Governing Board or hereafter approved by the Executive Officer and the U.S. EPA. For the South Coast Air Basin, the Board-approved region-specific guidance document is the Rule 403 Agricultural Handbook dated December 1998. For the Coachella Valley, the Board-approved region-specific guidance document is the Rule 403 Coachella Valley Agricultural Handbook dated April 2, 2004.
- (4) ANEMOMETERS are devices used to measure wind speed and direction in accordance with the performance standards, and maintenance and calibration criteria as contained in the most recent Rule 403 Implementation Handbook.
- (5) BEST AVAILABLE CONTROL MEASURES means fugitive dust control actions that are set forth in Table 1 of this Rule.

- (6) **BULK MATERIAL** is sand, gravel, soil, aggregate material less than two inches in length or diameter, and other organic or inorganic particulate matter.
- (7) **CEMENT MANUFACTURING FACILITY** is any facility that has a cement kiln at the facility.
- (8) **CHEMICAL STABILIZERS** are any non-toxic chemical dust suppressant which must not be used if prohibited for use by the Regional Water Quality Control Boards, the California Air Resources Board, the U.S. Environmental Protection Agency (U.S. EPA), or any applicable law, rule or regulation. The chemical stabilizers shall meet any specifications, criteria, or tests required by any federal, state, or local water agency. Unless otherwise indicated, the use of a non-toxic chemical stabilizer shall be of sufficient concentration and application frequency to maintain a stabilized surface.
- (9) **COMMERCIAL POULTRY RANCH** means any building, structure, enclosure, or premises where more than 100 fowl are kept or maintained for the primary purpose of producing eggs or meat for sale or other distribution.
- (10) **CONFINED ANIMAL FACILITY** means a source or group of sources of air pollution at an agricultural source for the raising of 3,360 or more fowl or 50 or more animals, including but not limited to, any structure, building, installation, farm, corral, coop, feed storage area, milking parlor, or system for the collection, storage, or distribution of solid and liquid manure; if domesticated animals, including horses, sheep, goats, swine, beef cattle, rabbits, chickens, turkeys, or ducks are corralled, penned, or otherwise caused to remain in restricted areas for commercial agricultural purposes and feeding is by means other than grazing.
- (11) **CONSTRUCTION/DEMOLITION ACTIVITIES** means any on-site mechanical activities conducted in preparation of, or related to, the building, alteration, rehabilitation, demolition or improvement of property, including, but not limited to the following activities: grading, excavation, loading, crushing, cutting, planing, shaping or ground breaking.
- (12) **CONTRACTOR** means any person who has a contractual arrangement to conduct an active operation for another person.
- (13) **DAIRY FARM** is an operation on a property, or set of properties that are contiguous or separated only by a public right-of-way, that raises cows or

produces milk from cows for the purpose of making a profit or for a livelihood. Heifer and calf farms are dairy farms.

- (14) **DISTURBED SURFACE AREA** means a portion of the earth's surface which has been physically moved, uncovered, destabilized, or otherwise modified from its undisturbed natural soil condition, thereby increasing the potential for emission of fugitive dust. This definition excludes those areas which have:
- (A) been restored to a natural state, such that the vegetative ground cover and soil characteristics are similar to adjacent or nearby natural conditions;
  - (B) been paved or otherwise covered by a permanent structure; or
  - (C) sustained a vegetative ground cover of at least 70 percent of the native cover for a particular area for at least 30 days.
- (15) **DUST SUPPRESSANTS** are water, hygroscopic materials, or non-toxic chemical stabilizers used as a treatment material to reduce fugitive dust emissions.
- (16) **EARTH-MOVING ACTIVITIES** means the use of any equipment for any activity where soil is being moved or uncovered, and shall include, but not be limited to the following: grading, earth cutting and filling operations, loading or unloading of dirt or bulk materials, adding to or removing from open storage piles of bulk materials, landfill operations, weed abatement through disking, and soil mulching.
- (17) **DUST CONTROL SUPERVISOR** means a person with the authority to expeditiously employ sufficient dust mitigation measures to ensure compliance with all Rule 403 requirements at an active operation.
- (18) **FUGITIVE DUST** means any solid particulate matter that becomes airborne, other than that emitted from an exhaust stack, directly or indirectly as a result of the activities of any person.
- (19) **HIGH WIND CONDITIONS** means that instantaneous wind speeds exceed 25 miles per hour.
- (20) **INACTIVE DISTURBED SURFACE AREA** means any disturbed surface area upon which active operations have not occurred or are not expected to occur for a period of 20 consecutive days.
- (21) **LARGE OPERATIONS** means any active operations on property which contains 50 or more acres of disturbed surface area; or any earth-moving operation with a daily earth-moving or throughput volume of 3,850 cubic

- meters (5,000 cubic yards) or more three times during the most recent 365-day period.
- (22) OPEN STORAGE PILE is any accumulation of bulk material, which is not fully enclosed, covered or chemically stabilized, and which attains a height of three feet or more and a total surface area of 150 or more square feet.
  - (23) PARTICULATE MATTER means any material, except uncombined water, which exists in a finely divided form as a liquid or solid at standard conditions.
  - (24) PAVED ROAD means a public or private improved street, highway, alley, public way, or easement that is covered by typical roadway materials, but excluding access roadways that connect a facility with a public paved roadway and are not open to through traffic. Public paved roads are those open to public access and that are owned by any federal, state, county, municipal or any other governmental or quasi-governmental agencies. Private paved roads are any paved roads not defined as public.
  - (25) PM<sub>10</sub> means particulate matter with an aerodynamic diameter smaller than or equal to 10 microns as measured by the applicable State and Federal reference test methods.
  - (26) PROPERTY LINE means the boundaries of an area in which either a person causing the emission or a person allowing the emission has the legal use or possession of the property. Where such property is divided into one or more sub-tenancies, the property line(s) shall refer to the boundaries dividing the areas of all sub-tenancies.
  - (27) RULE 403 IMPLEMENTATION HANDBOOK means a guidance document that has been approved by the Governing Board on April 2, 2004 or hereafter approved by the Executive Officer and the U.S. EPA.
  - (28) SERVICE ROADS are paved or unpaved roads that are used by one or more public agencies for inspection or maintenance of infrastructure and which are not typically used for construction-related activity.
  - (29) SIMULTANEOUS SAMPLING means the operation of two PM<sub>10</sub> samplers in such a manner that one sampler is started within five minutes of the other, and each sampler is operated for a consecutive period which must be not less than 290 minutes and not more than 310 minutes.
  - (30) SOUTH COAST AIR BASIN means the non-desert portions of Los Angeles, Riverside, and San Bernardino counties and all of Orange

County as defined in California Code of Regulations, Title 17, Section 60104. The area is bounded on the west by the Pacific Ocean, on the north and east by the San Gabriel, San Bernardino, and San Jacinto Mountains, and on the south by the San Diego county line.

- (31) STABILIZED SURFACE means any previously disturbed surface area or open storage pile which, through the application of dust suppressants, shows visual or other evidence of surface crusting and is resistant to wind-driven fugitive dust and is demonstrated to be stabilized. Stabilization can be demonstrated by one or more of the applicable test methods contained in the Rule 403 Implementation Handbook.
  - (32) TRACK-OUT means any bulk material that adheres to and agglomerates on the exterior surface of motor vehicles, haul trucks, and equipment (including tires) that have been released onto a paved road and can be removed by a vacuum sweeper or a broom sweeper under normal operating conditions.
  - (33) TYPICAL ROADWAY MATERIALS means concrete, asphaltic concrete, recycled asphalt, asphalt, or any other material of equivalent performance as determined by the Executive Officer, and the U.S. EPA.
  - (34) UNPAVED ROADS means any unsealed or unpaved roads, equipment paths, or travel ways that are not covered by typical roadway materials. Public unpaved roads are any unpaved roadway owned by federal, state, county, municipal or other governmental or quasi-governmental agencies. Private unpaved roads are all other unpaved roadways not defined as public.
  - (35) VISIBLE ROADWAY DUST means any sand, soil, dirt, or other solid particulate matter which is visible upon paved road surfaces and which can be removed by a vacuum sweeper or a broom sweeper under normal operating conditions.
  - (36) WIND-DRIVEN FUGITIVE DUST means visible emissions from any disturbed surface area which is generated by wind action alone.
  - (37) WIND GUST is the maximum instantaneous wind speed as measured by an anemometer.
- (d) Requirements
- (1) No person shall cause or allow the emissions of fugitive dust from any active operation, open storage pile, or disturbed surface area such that:



- (A) the dust remains visible in the atmosphere beyond the property line of the emission source; or
  - (B) the dust emission exceeds 20 percent opacity (as determined by the appropriate test method included in the Rule 403 Implementation Handbook), if the dust emission is the result of movement of a motorized vehicle.
- (2) No person shall conduct active operations without utilizing the applicable best available control measures included in Table 1 of this Rule to minimize fugitive dust emissions from each fugitive dust source type within the active operation.
- (3) No person shall cause or allow PM<sub>10</sub> levels to exceed 50 micrograms per cubic meter when determined, by simultaneous sampling, as the difference between upwind and downwind samples collected on high-volume particulate matter samplers or other U.S. EPA-approved equivalent method for PM<sub>10</sub> monitoring. If sampling is conducted, samplers shall be:
- (A) Operated, maintained, and calibrated in accordance with 40 Code of Federal Regulations (CFR), Part 50, Appendix J, or appropriate U.S. EPA-published documents for U.S. EPA-approved equivalent method(s) for PM<sub>10</sub>.
  - (B) Reasonably placed upwind and downwind of key activity areas and as close to the property line as feasible, such that other sources of fugitive dust between the sampler and the property line are minimized.
- (4) No person shall allow track-out to extend 25 feet or more in cumulative length from the point of origin from an active operation. Notwithstanding the preceding, all track-out from an active operation shall be removed at the conclusion of each workday or evening shift.
- (5) No person shall conduct an active operation with a disturbed surface area of five or more acres, or with a daily import or export of 100 cubic yards or more of bulk material without utilizing at least one of the measures listed in subparagraphs (d)(5)(A) through (d)(5)(E) at each vehicle egress from the site to a paved public road.
- (A) Install a pad consisting of washed gravel (minimum-size: one inch) maintained in a clean condition to a depth of at least six inches and extending at least 30 feet wide and at least 50 feet long.

- (B) Pave the surface extending at least 100 feet and at least 20 feet wide.
  - (C) Utilize a wheel shaker/wheel spreading device consisting of raised dividers (rails, pipe, or grates) at least 24 feet long and 10 feet wide to remove bulk material from tires and vehicle undercarriages before vehicles exit the site.
  - (D) Install and utilize a wheel washing system to remove bulk material from tires and vehicle undercarriages before vehicles exit the site.
  - (E) Any other control measures approved by the Executive Officer and the U.S. EPA as equivalent to the actions specified in subparagraphs (d)(5)(A) through (d)(5)(D).
- (6) Beginning January 1, 2006, any person who operates or authorizes the operation of a confined animal facility subject to this Rule shall implement the applicable conservation management practices specified in Table 4 of this Rule.
- (e) Additional Requirements for Large Operations
- (1) Any person who conducts or authorizes the conducting of a large operation subject to this Rule shall implement the applicable actions specified in Table 2 of this Rule at all times and shall implement the applicable actions specified in Table 3 of this Rule when the applicable performance standards can not be met through use of Table 2 actions; and shall:
    - (A) submit a fully executed Large Operation Notification (Form 403 N) to the Executive Officer within 7 days of qualifying as a large operation;
    - (B) include, as part of the notification, the name(s), address(es), and phone number(s) of the person(s) responsible for the submittal, and a description of the operation(s), including a map depicting the location of the site;
    - (C) maintain daily records to document the specific dust control actions taken, maintain such records for a period of not less than three years; and make such records available to the Executive Officer upon request;

- (D) install and maintain project signage with project contact signage that meets the minimum standards of the Rule 403 Implementation Handbook, prior to initiating any earthmoving activities;
  - (E) identify a dust control supervisor that:
    - (i) is employed by or contracted with the property owner or developer;
    - (ii) is on the site or available on-site within 30 minutes during working hours;
    - (iii) has the authority to expeditiously employ sufficient dust mitigation measures to ensure compliance with all Rule requirements;
    - (iv) has completed the AQMD Fugitive Dust Control Class and has been issued a valid Certificate of Completion for the class; and
  - (F) notify the Executive Officer in writing within 30 days after the site no longer qualifies as a large operation as defined by paragraph (c)(18).
- (2) Any Large Operation Notification submitted to the Executive Officer or AQMD-approved dust control plan shall be valid for a period of one year from the date of written acceptance by the Executive Officer. Any Large Operation Notification accepted pursuant to paragraph (e)(1), excluding those submitted by aggregate-related plants and cement manufacturing facilities must be resubmitted annually by the person who conducts or authorizes the conducting of a large operation, at least 30 days prior to the expiration date, or the submittal shall no longer be valid as of the expiration date. If all fugitive dust sources and corresponding control measures or special circumstances remain identical to those identified in the previously accepted submittal or in an AQMD-approved dust control plan, the resubmittal may be a simple statement of no-change (Form 403NC).
- (f) **Compliance Schedule**  
The newly amended provisions of this Rule shall become effective upon adoption. Pursuant to subdivision (e), any existing site that qualifies as a large operation will have 60 days from the date of Rule adoption to comply with the notification and recordkeeping requirements for large operations. Any Large Operation

Notification or AQMD-approved dust control plan which has been accepted prior to the date of adoption of these amendments shall remain in effect and the Large Operation Notification or AQMD-approved dust control plan annual resubmittal date shall be one year from adoption of this Rule amendment.

(g) Exemptions

- (1) The provisions of this Rule shall not apply to:
  - (A) Dairy farms.
  - (B) Confined animal facilities provided that the combined disturbed surface area within one continuous property line is one acre or less.
  - (C) Agricultural vegetative crop operations provided that the combined disturbed surface area within one continuous property line and not separated by a paved public road is 10 acres or less.
  - (D) Agricultural vegetative crop operations within the South Coast Air Basin, whose combined disturbed surface area includes more than 10 acres provided that the person responsible for such operations:
    - (i) voluntarily implements the conservation management practices contained in the Rule 403 Agricultural Handbook;
    - (ii) completes and maintains the self-monitoring form documenting sufficient conservation management practices, as described in the Rule 403 Agricultural Handbook; and
    - (iii) makes the completed self-monitoring form available to the Executive Officer upon request.
  - (E) Agricultural vegetative crop operations outside the South Coast Air Basin whose combined disturbed surface area includes more than 10 acres provided that the person responsible for such operations:
    - (i) voluntarily implements the conservation management practices contained in the Rule 403 Coachella Valley Agricultural Handbook; and
    - (ii) completes and maintains the self-monitoring form documenting sufficient conservation management practices, as described in the Rule 403 Coachella Valley Agricultural Handbook; and
    - (iii) makes the completed self-monitoring form available to the Executive Officer upon request.

- (F) Active operations conducted during emergency life-threatening situations, or in conjunction with any officially declared disaster or state of emergency.
  - (G) Active operations conducted by essential service utilities to provide electricity, natural gas, telephone, water and sewer during periods of service outages and emergency disruptions.
  - (H) Any contractor subsequent to the time the contract ends, provided that such contractor implemented the required control measures during the contractual period.
  - (I) Any grading contractor, for a phase of active operations, subsequent to the contractual completion of that phase of earth-moving activities, provided that the required control measures have been implemented during the entire phase of earth-moving activities, through and including five days after the final grading inspection.
  - (J) Weed abatement operations ordered by a county agricultural commissioner or any state, county, or municipal fire department, provided that:
    - (i) mowing, cutting or other similar process is used which maintains weed stubble at least three inches above the soil; and
    - (ii) any discing or similar operation which cuts into and disturbs the soil, where watering is used prior to initiation of these activities, and a determination is made by the agency issuing the weed abatement order that, due to fire hazard conditions, rocks, or other physical obstructions, it is not practical to meet the conditions specified in clause (g)(1)(H)(i). The provisions this clause shall not exempt the owner of any property from stabilizing, in accordance with paragraph (d)(2), disturbed surface areas which have been created as a result of the weed abatement actions.
  - (K) sandblasting operations.
- (2) The provisions of paragraphs (d)(1) and (d)(3) shall not apply:
- (A) When wind gusts exceed 25 miles per hour, provided that:

- (i) The required Table 3 contingency measures in this Rule are implemented for each applicable fugitive dust source type, and;
    - (ii) records are maintained in accordance with subparagraph (e)(1)(C).
  - (B) To unpaved roads, provided such roads:
    - (i) are used solely for the maintenance of wind-generating equipment; or
    - (ii) are unpaved public alleys as defined in Rule 1186; or
    - (iii) are service roads that meet all of the following criteria:
      - (a) are less than 50 feet in width at all points along the road;
      - (b) are within 25 feet of the property line; and
      - (c) have a traffic volume less than 20 vehicle-trips per day.
  - (C) To any active operation, open storage pile, or disturbed surface area for which necessary fugitive dust preventive or mitigative actions are in conflict with the federal Endangered Species Act, as determined in writing by the State or federal agency responsible for making such determinations.
- (3) The provisions of (d)(2) shall not apply to any aggregate-related plant or cement manufacturing facility that implements the applicable actions specified in Table 2 of this Rule at all times and shall implement the applicable actions specified in Table 3 of this Rule when the applicable performance standards of paragraphs (d)(1) and (d)(3) can not be met through use of Table 2 actions.
- (4) The provisions of paragraphs (d)(1), (d)(2), and (d)(3) shall not apply to:
- (A) Blasting operations which have been permitted by the California Division of Industrial Safety; and
  - (B) Motion picture, television, and video production activities when dust emissions are required for visual effects. In order to obtain this exemption, the Executive Officer must receive notification in writing at least 72 hours in advance of any such activity and no nuisance results from such activity.
- (5) The provisions of paragraph (d)(3) shall not apply if the dust control actions, as specified in Table 2, are implemented on a routine basis for

each applicable fugitive dust source type. To qualify for this exemption, a person must maintain records in accordance with subparagraph (e)(1)(C).

- (6) The provisions of paragraph (d)(4) shall not apply to earth coverings of public paved roadways where such coverings are approved by a local government agency for the protection of the roadway, and where such coverings are used as roadway crossings for haul vehicles provided that such roadway is closed to through traffic and visible roadway dust is removed within one day following the cessation of activities.
- (7) The provisions of subdivision (e) shall not apply to:
  - (A) officially-designated public parks and recreational areas, including national parks, national monuments, national forests, state parks, state recreational areas, and county regional parks.
  - (B) any large operation which is required to submit a dust control plan to any city or county government which has adopted a District-approved dust control ordinance.
  - (C) any large operation subject to Rule 1158, which has an approved dust control plan pursuant to Rule 1158, provided that all sources of fugitive dust are included in the Rule 1158 plan.
- (8) The provisions of subparagraph (e)(1)(A) through (e)(1)(C) shall not apply to any large operation with an AQMD-approved fugitive dust control plan provided that there is no change to the sources and controls as identified in the AQMD-approved fugitive dust control plan.

(h) Fees

Any person conducting active operations for which the Executive Officer conducts upwind/downwind monitoring for PM<sub>10</sub> pursuant to paragraph (d)(3) shall be assessed applicable Ambient Air Analysis Fees pursuant to Rule 304.1. Applicable fees shall be waived for any facility which is exempted from paragraph (d)(3) or meets the requirements of paragraph (d)(3).

**TABLE 1**  
**BEST AVAILABLE CONTROL MEASURES**  
 (Applicable to All Construction Activity Sources)

Source Category	Control Measure	Guidance
Backfilling	01-1 Stabilize backfill material when not actively handling; and	✓ Mix backfill soil with water prior to moving
	01-2 Stabilize backfill material during handling; and	✓ Dedicate water truck or high capacity hose to backfilling equipment
	01-3 Stabilize soil at completion of activity.	✓ Empty loader bucket slowly so that no dust plumes are generated ✓ Minimize drop height from loader bucket
Clearing and grubbing	02-1 Maintain stability of soil through pre-watering of site prior to clearing and grubbing; and	✓ Maintain live perennial vegetation where possible
	02-2 Stabilize soil during clearing and grubbing activities; and	✓ Apply water in sufficient quantity to prevent generation of dust plumes
	02-3 Stabilize soil immediately after clearing and grubbing activities.	
Clearing forms	03-1 Use water spray to clear forms; or	✓ Use of high pressure air to clear forms may cause exceedance of Rule requirements
	03-2 Use sweeping and water spray to clear forms; or	
	03-3 Use vacuum system to clear forms.	
Crushing	04-1 Stabilize surface soils prior to operation of support equipment; and	✓ Follow permit conditions for crushing equipment
	04-2 Stabilize material after crushing.	✓ Pre-water material prior to loading into crusher ✓ Monitor crusher emissions opacity ✓ Apply water to crushed material to prevent dust plumes



**TABLE 1**  
**BEST AVAILABLE CONTROL MEASURES**  
 (Applicable to All Construction Activity Sources)

Source Category	Control Measure	Guidance
Cut and fill	05-1 Pre-water soils prior to cut and fill activities; and	✓ For large sites, pre-water with sprinklers or water trucks and allow time for penetration
	05-2 Stabilize soil during and after cut and fill activities.	✓ Use water trucks/pulls to water soils to depth of cut prior to subsequent cuts
Demolition – mechanical/manual	06-1 Stabilize wind erodible surfaces to reduce dust; and	✓ Apply water in sufficient quantities to prevent the generation of visible dust plumes
	06-2 Stabilize surface soil where support equipment and vehicles will operate; and	
	06-3 Stabilize loose soil and demolition debris; and	
	06-4 Comply with AQMD Rule 1403.	
Disturbed soil	07-1 Stabilize disturbed soil throughout the construction site; and	✓ Limit vehicular traffic and disturbances on soils where possible
	07-2 Stabilize disturbed soil between structures	✓ If interior block walls are planned, install as early as possible ✓ Apply water or a stabilizing agent in sufficient quantities to prevent the generation of visible dust plumes
Earth-moving activities	08-1 Pre-apply water to depth of proposed cuts; and	✓ Grade each project phase separately, timed to coincide with construction phase
	08-2 Re-apply water as necessary to maintain soils in a damp condition and to ensure that visible emissions do not exceed 100 feet in any direction; and	✓ Upwind fencing can prevent material movement on site
	08-3 Stabilize soils once earth-moving activities are complete.	✓ Apply water or a stabilizing agent in sufficient quantities to prevent the generation of visible dust plumes

**TABLE 1**  
**BEST AVAILABLE CONTROL MEASURES**  
 (Applicable to All Construction Activity Sources)

Source Category	Control Measure	Guidance
Importing/exporting of bulk materials	09-1 Stabilize material while loading to reduce fugitive dust emissions; and 09-2 Maintain at least six inches of freeboard on haul vehicles; and 09-3 Stabilize material while transporting to reduce fugitive dust emissions; and 09-4 Stabilize material while unloading to reduce fugitive dust emissions; and 09-5 Comply with Vehicle Code Section 23114.	<ul style="list-style-type: none"> <li>✓ Use tarps or other suitable enclosures on haul trucks</li> <li>✓ Check belly-dump truck seals regularly and remove any trapped rocks to prevent spillage</li> <li>✓ Comply with track-out prevention/mitigation requirements</li> <li>✓ Provide water while loading and unloading to reduce visible dust plumes</li> </ul>
Landscaping	10-1 Stabilize soils, materials, slopes	<ul style="list-style-type: none"> <li>✓ Apply water to materials to stabilize</li> <li>✓ Maintain materials in a crusted condition</li> <li>✓ Maintain effective cover over materials</li> <li>✓ Stabilize sloping surfaces using soil binders until vegetation or ground cover can effectively stabilize the slopes</li> <li>✓ Hydroseed prior to rain season</li> </ul>
Road shoulder maintenance	11-1 Apply water to unpaved shoulders prior to clearing; and 11-2 Apply chemical dust suppressants and/or washed gravel to maintain a stabilized surface after completing road shoulder maintenance.	<ul style="list-style-type: none"> <li>✓ Installation of curbing and/or paving of road shoulders can reduce recurring maintenance costs</li> <li>✓ Use of chemical dust suppressants can inhibit vegetation growth and reduce future road shoulder maintenance costs</li> </ul>

**TABLE 1**  
**BEST AVAILABLE CONTROL MEASURES**  
 (Applicable to All Construction Activity Sources)

Source Category	Control Measure	Guidance
Screening	12-1 Pre-water material prior to screening; and 12-2 Limit fugitive dust emissions to opacity and plume length standards; and 12-3 Stabilize material immediately after screening.	<ul style="list-style-type: none"> <li>✓ Dedicate water truck or high capacity hose to screening operation</li> <li>✓ Drop material through the screen slowly and minimize drop height</li> <li>✓ Install wind barrier with a porosity of no more than 50% upwind of screen to the height of the drop point</li> </ul>
Staging areas	13-1 Stabilize staging areas during use; and 13-2 Stabilize staging area soils at project completion.	<ul style="list-style-type: none"> <li>✓ Limit size of staging area</li> <li>✓ Limit vehicle speeds to 15 miles per hour</li> <li>✓ Limit number and size of staging area entrances/exists</li> </ul>
Stockpiles/ Bulk Material Handling	14-1 Stabilize stockpiled materials. 14-2 Stockpiles within 100 yards of off-site occupied buildings must not be greater than eight feet in height; or must have a road bladed to the top to allow water truck access or must have an operational water irrigation system that is capable of complete stockpile coverage.	<ul style="list-style-type: none"> <li>✓ Add or remove material from the downwind portion of the storage pile</li> <li>✓ Maintain storage piles to avoid steep sides or faces</li> </ul>

**TABLE 1**  
**BEST AVAILABLE CONTROL MEASURES**  
 (Applicable to All Construction Activity Sources)

Source Category	Control Measure	Guidance
Traffic areas for construction activities	15-1 Stabilize all off-road traffic and parking areas; and 15-2 Stabilize all haul routes; and 15-3 Direct construction traffic over established haul routes.	<ul style="list-style-type: none"> <li>✓ Apply gravel/paving to all haul routes as soon as possible to all future roadway areas</li> <li>✓ Barriers can be used to ensure vehicles are only used on established parking areas/haul routes</li> </ul>
Trenching	16-1 Stabilize surface soils where trencher or excavator and support equipment will operate; and 16-2 Stabilize soils at the completion of trenching activities.	<ul style="list-style-type: none"> <li>✓ Pre-watering of soils prior to trenching is an effective preventive measure. For deep trenching activities, pre-trench to 18 inches soak soils via the pre-trench and resuming trenching</li> <li>✓ Washing mud and soils from equipment at the conclusion of trenching activities can prevent crusting and drying of soil on equipment</li> </ul>
Truck loading	17-1 Pre-water material prior to loading; and 17-2 Ensure that freeboard exceeds six inches (CVC 23114)	<ul style="list-style-type: none"> <li>✓ Empty loader bucket such that no visible dust plumes are created</li> <li>✓ Ensure that the loader bucket is close to the truck to minimize drop height while loading</li> </ul>
Turf Overseeding	18-1 Apply sufficient water immediately prior to conducting turf vacuuming activities to meet opacity and plume length standards; and 18-2 Cover haul vehicles prior to exiting the site.	<ul style="list-style-type: none"> <li>✓ Haul waste material immediately off-site</li> </ul>

**TABLE 1**  
**BEST AVAILABLE CONTROL MEASURES**  
 (Applicable to All Construction Activity Sources)

Source Category	Control Measure	Guidance
Unpaved roads/parking lots	19-1 Stabilize soils to meet the applicable performance standards; and 19-2 Limit vehicular travel to established unpaved roads (haul routes) and unpaved parking lots.	✓ Restricting vehicular access to established unpaved travel paths and parking lots can reduce stabilization requirements
Vacant land	20-1 In instances where vacant lots are 0.10 acre or larger and have a cumulative area of 500 square feet or more that are driven over and/or used by motor vehicles and/or off-road vehicles, prevent motor vehicle and/or off-road vehicle trespassing, parking and/or access by installing barriers, curbs, fences, gates, posts, signs, shrubs, trees or other effective control measures.	

**Table 2**  
**DUST CONTROL MEASURES FOR LARGE OPERATIONS**

<b>FUGITIVE DUST SOURCE CATEGORY</b>	<b>CONTROL ACTIONS</b>
<b>Earth-moving (except construction cutting and filling areas, and mining operations)</b>	<p>(1a) Maintain soil moisture content at a minimum of 12 percent, as determined by ASTM method D-2216, or other equivalent method approved by the Executive Officer, the California Air Resources Board, and the U.S. EPA. Two soil moisture evaluations must be conducted during the first three hours of active operations during a calendar day, and two such evaluations each subsequent four-hour period of active operations; OR</p> <p>(1a-1) For any earth-moving which is more than 100 feet from all property lines, conduct watering as necessary to prevent visible dust emissions from exceeding 100 feet in length in any direction.</p>
<b>Earth-moving: Construction fill areas:</b>	<p>(1b) Maintain soil moisture content at a minimum of 12 percent, as determined by ASTM method D-2216, or other equivalent method approved by the Executive Officer, the California Air Resources Board, and the U.S. EPA. For areas which have an optimum moisture content for compaction of less than 12 percent, as determined by ASTM Method 1557 or other equivalent method approved by the Executive Officer and the California Air Resources Board and the U.S. EPA, complete the compaction process as expeditiously as possible after achieving at least 70 percent of the optimum soil moisture content. Two soil moisture evaluations must be conducted during the first three hours of active operations during a calendar day, and two such evaluations during each subsequent four-hour period of active operations.</p>

Table 2 (Continued)

FUGITIVE DUST SOURCE CATEGORY	CONTROL ACTIONS
<b>Earth-moving: Construction cut areas and mining operations:</b>	(1c) Conduct watering as necessary to prevent visible emissions from extending more than 100 feet beyond the active cut or mining area unless the area is inaccessible to watering vehicles due to slope conditions or other safety factors.
<b>Disturbed surface areas (except completed grading areas)</b>	(2a/b) Apply dust suppression in sufficient quantity and frequency to maintain a stabilized surface. Any areas which cannot be stabilized, as evidenced by wind driven fugitive dust must have an application of water at least twice per day to at least 80 percent of the unstabilized area.
<b>Disturbed surface areas: Completed grading areas</b>	(2c) Apply chemical stabilizers within five working days of grading completion; OR  (2d) Take actions (3a) or (3c) specified for inactive disturbed surface areas.
<b>Inactive disturbed surface areas</b>	(3a) Apply water to at least 80 percent of all inactive disturbed surface areas on a daily basis when there is evidence of wind driven fugitive dust, excluding any areas which are inaccessible to watering vehicles due to excessive slope or other safety conditions; OR (3b) Apply dust suppressants in sufficient quantity and frequency to maintain a stabilized surface; OR (3c) Establish a vegetative ground cover within 21 days after active operations have ceased. Ground cover must be of sufficient density to expose less than 30 percent of unstabilized ground within 90 days of planting, and at all times thereafter; OR (3d) Utilize any combination of control actions (3a), (3b), and (3c) such that, in total, these actions apply to all inactive disturbed surface areas.

Table 2 (Continued)

FUGITIVE DUST SOURCE CATEGORY	CONTROL ACTIONS
Unpaved Roads	<p>(4a) Water all roads used for any vehicular traffic at least once per every two hours of active operations [3 times per normal 8 hour work day]; OR</p> <p>(4b) Water all roads used for any vehicular traffic once daily and restrict vehicle speeds to 15 miles per hour; OR</p> <p>(4c) Apply a chemical stabilizer to all unpaved road surfaces in sufficient quantity and frequency to maintain a stabilized surface.</p>
Open storage piles	<p>(5a) Apply chemical stabilizers; OR</p> <p>(5b) Apply water to at least 80 percent of the surface area of all open storage piles on a daily basis when there is evidence of wind driven fugitive dust; OR</p> <p>(5c) Install temporary coverings; OR</p> <p>(5d) Install a three-sided enclosure with walls with no more than 50 percent porosity which extend, at a minimum, to the top of the pile. This option may only be used at aggregate-related plants or at cement manufacturing facilities.</p>
All Categories	<p>(6a) Any other control measures approved by the Executive Officer and the U.S. EPA as equivalent to the methods specified in Table 2 may be used.</p>



**TABLE 3**  
**CONTINGENCY CONTROL MEASURES FOR LARGE OPERATIONS**

<b>FUGITIVE DUST SOURCE CATEGORY</b>	<b>CONTROL MEASURES</b>
<b>Earth-moving</b>	(1A) Cease all active operations; OR (2A) Apply water to soil not more than 15 minutes prior to moving such soil.
<b>Disturbed surface areas</b>	(0B) On the last day of active operations prior to a weekend, holiday, or any other period when active operations will not occur for not more than four consecutive days: apply water with a mixture of chemical stabilizer diluted to not less than 1/20 of the concentration required to maintain a stabilized surface for a period of six months; OR (1B) Apply chemical stabilizers prior to wind event; OR (2B) Apply water to all unstabilized disturbed areas 3 times per day. If there is any evidence of wind driven fugitive dust, watering frequency is increased to a minimum of four times per day; OR (3B) Take the actions specified in Table 2, Item (3c); OR (4B) Utilize any combination of control actions (1B), (2B), and (3B) such that, in total, these actions apply to all disturbed surface areas.
<b>Unpaved roads</b>	(1C) Apply chemical stabilizers prior to wind event; OR (2C) Apply water twice per hour during active operation; OR (3C) Stop all vehicular traffic.
<b>Open storage piles</b>	(1D) Apply water twice per hour; OR (2D) Install temporary coverings.
<b>Paved road track-out</b>	(1E) Cover all haul vehicles; OR (2E) Comply with the vehicle freeboard requirements of Section 23114 of the California Vehicle Code for both public and private roads.
<b>All Categories</b>	(1F) Any other control measures approved by the Executive Officer and the U.S. EPA as equivalent to the methods specified in Table 3 may be used.

**Table 4**  
**(Conservation Management Practices for Confined Animal Facilities)**

SOURCE CATEGORY	CONSERVATION MANAGEMENT PRACTICES
<b>Manure Handling</b>  (Only applicable to Commercial Poultry Ranches)	(1a) Cover manure prior to removing material off-site; AND (1b) Spread the manure before 11:00 AM and when wind conditions are less than 25 miles per hour; AND (1c) Utilize coning and drying manure management by removing manure at laying hen houses at least twice per year and maintain a base of no less than 6 inches of dry manure after clean out; or in lieu of complying with conservation management practice (1c), comply with conservation management practice (1d). (1d) Utilize frequent manure removal by removing the manure from laying hen houses at least every seven days and immediately thin bed dry the material.
<b>Feedstock Handling</b>	(2a) Utilize a sock or boot on the feed truck auger when filling feed storage bins.
<b>Disturbed Surfaces</b>	(3a) Maintain at least 70 percent vegetative cover on vacant portions of the facility; OR (3b) Utilize conservation tillage practices to manage the amount, orientation and distribution of crop and other plant residues on the soil surface year-round, while growing crops (if applicable) in narrow slots or tilled strips; OR (3c) Apply dust suppressants in sufficient concentrations and frequencies to maintain a stabilized surface.
<b>Unpaved Roads</b>	(4a) Restrict access to private unpaved roads either through signage or physical access restrictions and control vehicular speeds to no more than 15 miles per hour through worker notifications, signage, or any other necessary means; OR (4b) Cover frequently traveled unpaved roads with low silt content material (i.e., asphalt, concrete, recycled road base, or gravel to a minimum depth of four inches); OR (4c) Treat unpaved roads with water, mulch, chemical dust suppressants or other cover to maintain a stabilized surface.
<b>Equipment Parking Areas</b>	(5a) Apply dust suppressants in sufficient quantity and frequency to maintain a stabilized surface; OR (5b) Apply material with low silt content (i.e., asphalt, concrete, recycled road base, or gravel to a depth of four inches).



APPENDIX "B"

PROJECT SIGNS



8'-0"

RIVERSIDE COUNTY FLOOD CONTROL  
AND  
WATER CONSERVATION DISTRICT

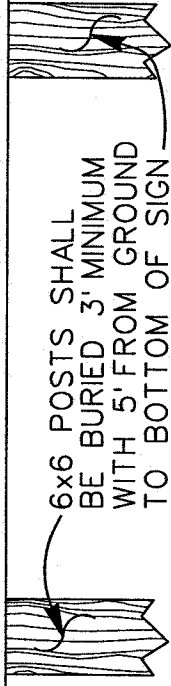
HOMELAND MDP  
LINE 2, STAGE 2

TOTAL CONSTRUCTION COST: \$ \* \* \*  
FUNDED BY RIVERSIDE COUNTY FLOOD CONTROL AND  
WATER CONSERVATION DISTRICT

START DATE: \* \* \* APPROX. COMPLETION DATE: \*

ENGINEER: \* \* \* CONTRACTOR: \*

WARREN D. WILLIAMS  
GENERAL MANAGER-CHIEF ENGINEER  
RIVERSIDE COUNTY FLOOD CONTROL  
AND WATER CONSERVATION DISTRICT  
RIVERSIDE, CALIFORNIA  
(951) 955-1200



6x6 POSTS SHALL  
BE BURIED 3' MINIMUM  
WITH 5' FROM GROUND  
TO BOTTOM OF SIGN

3/4" CDX GRADE  
PLYWOOD

LETTER SCHEDULE

	SIZE	COLOR
①	2"	BLACK
②	4"	ROYAL
③	3"	ROYAL
④	2"	ROYAL
⑤	2"	BLACK

NOTES:

1. MINIMUM SPACING BETWEEN LINES 1".
2. \* -INFO. FURNISHED BY ENGINEER
3. ALL LETTERS FILLED AND CENTERED
4. THE STRIPES ARE GOLD AND BLACK ON WHITE BACKGROUND.

APPENDIX "B" PROJECT SIGN



APPENDIX "C"

LOG OF SOIL BORINGS





# GEOTECHNICAL BORING LOG B-1

**Project No.** 603135001  
**Project** RCFC - Homeland MDP Line 2  
**Drilling Co.** 2R Drilling  
**Drilling Method** Hollow Stem Auger - 140 lbs - Autohammer - 30" Drop  
**Location** Wakefield Ave - East

**Date Drilled** 4-4-11  
**Logged By** JTD  
**Hole Diameter** 8"  
**Ground Elevation** ~1602 MSL'  
**Sampled By** JTD

Elevation Feet	Depth Feet	Graphic Log	Attitudes	Sample No.	Blows Per 6 Inches	Dry Density pct	Moisture Content, %	Soil Class. (U.S.C.S.)	SOIL DESCRIPTION	Type of Tests
0		N S		B1				SC-SM	@ Surface: 4.5" AC over <u>ARTIFICIAL FILL (Af)</u> SILTY SAND with CLAY, gravel and cobble, dark brown, fine to coarse, medium dense (41% fines, 14% gravel, MD: 134.5 @ 7.5%, SE = 11) @ 2.5': SILTY SAND with CLAY, dark brown, medium dense, moist, fine to medium	MD, SA, SE, CR
				R1	12 14 14	112	13			
5				R2	3 6 8	111	15	ML	<u>QUATERNARY ALLUVIUM (Qal)</u> SANDY SILT, dark yellow brown, stiff, moist, fine to medium, roots, few pinhole voids	
10				R3 B2	6 7 10	106	15	SM	SILTY SAND, gray brown, loose, moist to wet, fine to medium, few silt and gravel (42% fines)	-200
15				R4 B3	29 50/3"	123	12	GP	<u>BEDROCK</u> Highly weathered, recovered as angular gravel, gray brown, wet, trace sand	
20				R5	50/3"				@ 20': SAND AND GRAVEL, gray brown, wet, fine to coarse  Total Depth 20' 3" Groundwater seepage @ 10' & 14' Groundwater encountered @ 18' 8" Backfilled with cuttings and cold patch AC	
25										
30										

**SAMPLE TYPES:**

- B BULK SAMPLE
- C CORE SAMPLE
- G GRAB SAMPLE
- R RING SAMPLE
- S SPLT SPOON SAMPLE
- T TUBE SAMPLE

**TYPE OF TESTS:**

- 200 % FINES PASSING
- AL ATTERBERG LIMITS
- CN CONSOLIDATION
- CO COLLAPSE
- CR CORROSION
- CU UNDRAINED TRIAXIAL
- DS DIRECT SHEAR
- EI EXPANSION INDEX
- H HYDROMETER
- MD MAXIMUM DENSITY
- PP POCKET PENETROMETER
- RV R VALUE

- SA SIEVE ANALYSIS
- SE SAND EQUIVALENT
- SG SPECIFIC GRAVITY
- UC UNCONFINED COMPRESSIVE STRENGTH



\*\*\* This log is a part of a report by Leighton and should not be used as a stand-alone document. \*\*\*

# GEOTECHNICAL BORING LOG B-2

**Project No.** 603135001  
**Project** RCFC - Homeland MDP Line 2  
**Drilling Co.** 2R Drilling  
**Drilling Method** Hollow Stem Auger - 140 lbs - Autohammer - 30" Drop  
**Location** Wakefield Ave - Central

**Date Drilled** 4-4-11  
**Logged By** JTD  
**Hole Diameter** 8"  
**Ground Elevation** ~1601 MSL'  
**Sampled By** JTD

Elevation Feet	Depth Feet	Graphic Log	Attitudes	Sample No.	Blows Per 6 Inches	Dry Density pcf	Moisture Content, %	Soil Class. (U.S.C.S.)	<b>SOIL DESCRIPTION</b>	Type of Tests
This Soil Description applies only to a location of the exploration at the time of sampling. Subsurface conditions may differ at other locations and may change with time. The description is a simplification of the actual conditions encountered. Transitions between soil types may be gradual.										
0		N S						(SM)g	@ Surface: 4" AC over <b>ARTIFICIAL FILL (Af)</b> SILTY SAND, light brown, moist, fine to coarse, abundant gravel and cobble	
								SM	@ 2': SILTY SAND, dark brown, moist, fine to medium	
5				R1 B1	8 11 14	101	11	ML	<b>QUATERNARY ALLUVIUM (Qal)</b> SILTY SAND, dark yellow brown, moist, fine to medium, trace gravel @ 5': dark yellow brown, very stiff, moist, fine, few fine angular gravel, some clay	DS
				R2	10 10 16	108	6	SM	@ 7.5': SILTY SAND, reddish brown, medium dense, moist, fine, pinhole voids	
10				R3	12 14 21	105	10	ML	<b>QUATERNARY ALLUVIUM OLDER (Qalo)</b> SANDY SILT, olive to yellow brown, very stiff, fine to medium, some clay (CO = -0.02%)	CO
15				R4	12 15 18	109	7		@ 15': olive brown, very stiff, moist, fine to medium, few pinhole voids	
20				R5	12 18 24			CL	SANDY CLAY, gray brown, very stiff, moist, fine	
25									Total Depth 21.5' No Groundwater encountered Backfilled with cuttings and cold patch AC	
30										

- |   |  |   |  |
|---|--|---|--|
| <b>SAMPLE TYPES:</b><br>B BULK SAMPLE<br>C CORE SAMPLE<br>G GRAB SAMPLE<br>R RING SAMPLE<br>S SPLIT SPOON SAMPLE<br>T TUBE SAMPLE | <b>TYPE OF TESTS:</b><br>-200 % FINES PASSING<br>AL ATTERBERG LIMITS<br>CN CONSOLIDATION<br>CO COLLAPSE<br>CR CORROSION<br>CU UNDRAINED TRIAXIAL | DS DIRECT SHEAR<br>EI EXPANSION INDEX<br>H HYDROMETER<br>MD MAXIMUM DENSITY<br>PP POCKET PENETROMETER<br>RV R VALUE | SA SIEVE ANALYSIS<br>SE SAND EQUIVALENT<br>SG SPECIFIC GRAVITY<br>UC UNCONFINED COMPRESSIVE STRENGTH |
|---|--|---|--|



\*\*\* This log is a part of a report by Leighton and should not be used as a stand-alone document. \*\*\*

# GEOTECHNICAL BORING LOG B-3

Project No.	603135001	Date Drilled	4-4-11
Project	RCFC - Homeland MDP Line 2	Logged By	JTD
Drilling Co.	2R Drilling	Hole Diameter	8"
Drilling Method	Hollow Stem Auger - 140 lbs - Autohammer - 30" Drop	Ground Elevation	~1600 MSL'
Location	Wakefield Ave - West	Sampled By	JTD

Elevation Feet	Depth Feet	Graphic Log	Attitudes	Sample No.	Blows Per 6 Inches	Dry Density pcf	Moisture Content, %	Soil Class. (U.S.C.S.)	SOIL DESCRIPTION	Type of Tests
	0	N S		B1				GP	<i>This Soil Description applies only to a location of the exploration at the time of sampling. Subsurface conditions may differ at other locations and may change with time. The description is a simplification of the actual conditions encountered. Transitions between soil types may be gradual.</i> @ Surface: 4" AC over <u>ARTIFICIAL FILL (Af)</u> GRAVEL AND COBBLE, light gray brown, moist, few sand	
				R1	10 15 16	122	12	ML	@ 2.5': SANDY SILT, dark gray, very stiff, moist, fine to medium, trace clay	
	5			R2	9 15 18	110	7	SC	<u>QUATERNARY ALLUVIUM (Qal)</u> CLAYEY SAND, dark yellow brown, medium dense, moist, fine to course, few pinhole voids	
	10			R3 B2	23 50/6"	112	15	CL	<u>QUATERNARY ALLUVIUM OLDER (Qal<sub>o</sub>)</u> SANDY CLAY, yellow brown, hard, moist, fine to medium (51% fines, 1% gravel, EI = 10, SE = 10)	EI, SA, SE
	15			R4	11 11 17	116	12	ML	@ 15': SANDY SILT, dark brown to dark red brown, very stiff, moist, fine to medium, few clay	
	20			R5	11 34 47			SW	SAND, dark brown, dense, wet, fine to coarse	
	25								Total Depth 21.5' Groundwater encountered at 20' Backfilled with cuttings and cold patch AC	
	30									

<b>SAMPLE TYPES:</b> B BULK SAMPLE C CORE SAMPLE G GRAB SAMPLE R RING SAMPLE S SPLIT SPOON SAMPLE T TUBE SAMPLE	<b>TYPE OF TESTS:</b> -200 % FINES PASSING AL ATTERBERG LIMITS CN CONSOLIDATION CO COLLAPSE CR CORROSION CU UNDRAINED TRIAXIAL	DS DIRECT SHEAR EI EXPANSION INDEX H HYDROMETER MD MAXIMUM DENSITY PP POCKET PENETROMETER RV R VALUE	SA SIEVE ANALYSIS SE SAND EQUIVALENT SG SPECIFIC GRAVITY UC UNCONFINED COMPRESSIVE STRENGTH
---	--	---	--



# GEOTECHNICAL BORING LOG B-4

**Project No.** 603135001  
**Project** RCFC - Homeland MDP Line 2  
**Drilling Co.** 2R Drilling  
**Drilling Method** Hollow Stem Auger - 140 lbs - Autohammer - 30" Drop  
**Location** Basin

**Date Drilled** 4-4-11  
**Logged By** JTD  
**Hole Diameter** 8"  
**Ground Elevation** ~1591 MSL'  
**Sampled By** JTD

Elevation Feet	Depth Feet	Graphic Log	Attitudes	Sample No.	Blows Per 6 Inches	Dry Density pcf	Moisture Content, %	Soil Class. (U.S.C.S.)	SOIL DESCRIPTION	Type of Tests
		N S							This Soil Description applies only to a location of the exploration at the time of sampling. Subsurface conditions may differ at other locations and may change with time. The description is a simplification of the actual conditions encountered. Transitions between soil types may be gradual.	
0				B1				ML	<b>ARTIFICIAL FILL (Af)</b> @ Surface: SANDY SILT, gray brown, moist, few gravel (54% fines, 9% gravel)	SA
5				R1	5 5 7	114	13	SM	<b>QUATERNARY ALLUVIUM (Qal)</b> SILTY SAND, red brown, loose, moist, fine to medium, trace clay	CO
10				R2 B2	9 13 14	123	8	SW-SM	<b>QUATERNARY ALLUVIUM (Qal)</b> SAND with SILT, dark gray brown, medium dense, moist, fine to medium	
15				R3	12 20 24	123	14	SC	<b>BEDROCK</b> Severely weathered  @ 15': Recovered as CLAYEY SAND, dark gray brown, medium dense, moist, fine to coarse	
20									Total Depth 16.5' No Groundwater encountered Backfilled with cuttings	
25										
30										

**SAMPLE TYPES:**

- B BULK SAMPLE
- C CORE SAMPLE
- G GRAB SAMPLE
- R RING SAMPLE
- S SPLIT SPOON SAMPLE
- T TUBE SAMPLE

**TYPE OF TESTS:**

- 200 % FINES PASSING
- AL ATTERBERG LIMITS
- CN CONSOLIDATION
- CO COLLAPSE
- CR CORROSION
- CU UNDRAINED TRIAXIAL
- DS DIRECT SHEAR
- EI EXPANSION INDEX
- H HYDROMETER
- MD MAXIMUM DENSITY
- PP POCKET PENETROMETER
- RV R VALUE
- SA SIEVE ANALYSIS
- SE SAND EQUIVALENT
- SG SPECIFIC GRAVITY
- UC UNCONFINED COMPRESSIVE STRENGTH



APPENDIX "D"

CALTRANS ENCROACHMENT PERMIT



Permit No. <b>08-11-N-TK-0589</b>	
Dist/Co/Rte/PM <b>08-RIV-74 PM 32.185-PM 32.461</b>	
Date <b>09/19/2011</b>	
Fee Paid \$ <b>EXEMPT</b>	Deposit \$ <b>EXEMPT</b>
Performance Bond Amount (1) \$ <b>0.00</b>	Payment Bond Amount (2) \$ <b>0.00</b>
Bond Company	
Bond Number (1)	Bond Number (2)

In compliance with:

Your application of

**August 17, 2011**

- Utility Notice No. \_\_\_\_\_ of \_\_\_\_\_
- Agreement No. \_\_\_\_\_ of \_\_\_\_\_
- RW Contract No. \_\_\_\_\_ of \_\_\_\_\_

TO: **Riverside County Flood Control and Water Conservation District**  
 1995 Market Street  
 Riverside, CA 92501  
 Attn: **951-955-1200**

, PERMITTEE

and subject to the following, PERMISSION IS HEREBY GRANTED to:

Enter onto State Route 74 right-of-way at and near Ritter Avenue, in Homeland area, to place temporary construction traffic control signs for construction work located outside the State's right-of-way as per plans date stamped August 17, 2011 by the Department of Transportation, District 8 Encroachment Permits Office and/or as directed by the Department of Transportation.

Notwithstanding General Provision #4, your contractor is required to apply for and obtain an encroachment permit prior to start work. A fee/deposit of \$574.00 for inspection is required at the time of application.

A pre-job meeting with the assigned Department Representative, Payman Hatam, 909-383-7549, is required prior to start of any work under this permit! Failure to do so may result in permit revocation with no prejudice.

**THIS PERMIT IS NOT A PROPERTY RIGHT AND DOES NOT TRANSFER WITH THE PROPERTY TO A NEW OWNER.**

The following attachments are also included as part of this permit (Check applicable):

- Yes  No General Provisions
- Yes  No Utility Maintenance Provisions
- Yes  No Storm Water Special Provisions
- Yes  No Special Provisions
- Yes  No A Cal-OSHA permit, if required: Permit No. \_\_\_\_\_
- Yes  No As-Built Plans Submittal Route Slip for Locally Advertised Projects
- Yes  No Storm Water Pollution Prevention Plan / Water Pollution Control Plan

In addition to fee, the permittee will be billed actual costs for:

- Yes  No Review
- Yes  No Inspection
- Yes  No Field Work

(if any Caltrans effort expended)

Yes  No The information in the environmental documentation has been reviewed and considered prior to approval of this permit.

This permit is void unless the work is completed before March 19, 2012

This permit is to be strictly construed and no other work other than specifically mentioned is hereby authorized.

No project work shall be commenced until all the other necessary permits and the environmental clearances have been obtained.

PERMIT ENGINEER: Arfan Haidary  
 COPIES TO:  
 Maintenance: Gino Prudholm  
 Inspector: Payman Hatam  
 File: 08-11-N-TK-0589

APPROVED:

RAYMOND W. WOLFE, PhD, District Director

BY:

RICHARD GOH, P.E., District Permit Engineer



In addition to the attached General Provisions, the following checked special provisions are applicable:

A PRE-JOB MEETING WITH THE ASSIGNED DEPARTMENT'S REPRESENTATIVE, Payman Hatam (909) 383-7549 IS REQUIRED PRIOR TO START OF ANY WORK UNDER THIS PERMIT. FAILURE TO DO SO WILL RESULT IN PERMIT CANCELLATION AND RESUBMITTAL MAY BE REQUIRED.

Notwithstanding General Provision #4, your contractor is required to apply for and obtain an encroachment permit prior to starting work. A fee/deposit of \$  for inspection, and \$  for electrical equipment is required at the time of application.

You are required to submit an approved Storm Water Pollution Prevention Plan (SWPPP) for projects with a cumulative disturbed soil area equal or greater than 1 acre, and an approved Water Pollution Control Program (WPCP) for projects with a disturbed soil area less than 1 acre, unless otherwise required by other agencies (RWQCBs, U.S. Army Corps of Engineers, Department of Fish and Game, etc.).

Upon the expiration of this permit, the Permittee is required to apply for the countywide annual maintenance permit for this new facilities installed under the Permit No.: .

The Permittee is required to apply for a separate permit to maintain and/or replace in kind of these facilities on each occurrence upon the expiration of this permit.

The Permittee shall provide the stage construction traffic handling plans, work schedule and a list of all sub-contractors to the Department's Representative at the time of the pre-construction meeting or prior to start construction.

All traffic control, signing and striping shall comply with California MUTCD 2010. It is available at: [http://www.dot.ca.gov/hq/traffops/signtech/mutcdsupp/ca\\_mutcd.htm](http://www.dot.ca.gov/hq/traffops/signtech/mutcdsupp/ca_mutcd.htm)

Contractor shall comply with Department 2006 Standard Specifications, Department 2006 Standard Plans, Revised Standard Plans and the project special provisions. The latest Revised Standard Plans are available at: <http://www.dot.ca.gov/hq/esc/oe/standards.php>

All personnel shall wear hard hats and orange or lime vests, shirts or jackets as appropriate while on State property.

The Permittee's work shall be subordinated to any operations which the Department may conduct and shall not delay, nor interfere with the Department's Forces or Department's Contractors.

Attention is directed to Standard Specifications Section 7-1.11, Preservation of Property, and Business and Professions Code, Section 8771. The Permittee shall physically inspect the work site and locate survey monuments prior to work commencement. Monuments shall be referenced or reset in accordance with the Business and Professions Code.

No lane may be closed or obstructed at any time unless specifically allowed per the encroachment permit, shown in approved traffic control plans, and/or as directed by the Department's Representative.

Except for installing, maintaining and removing traffic control devices, any work encroaching within 3 feet of the edge of a travel lane for areas with a posted speed limit below 45mph, or 6 feet of the edge of a travel lane, for areas with a speed limit posted at 45mph or higher, shall require closing of that travel lane. Any work encroaching within 6 feet of the edge of the shoulder, shall require closing of that shoulder. Permittee shall notify the Department's Representative, and obtain approval of, all traffic control, lane closures or detours, at least seven (7) WORKING DAYS prior to setting up of any traffic control.

Traffic control is generally authorized between 9:00 AM and 3:00 PM only on Monday through Thursday and until 1:00 PM on Fridays, excluding holidays except specified in the Permit. Lane closure is not allowed on Saturdays, Sundays and designated holidays. The designated holidays are: January 1st, the third Monday in January, the second and third Mondays in February, March 31, the last Monday in May, July 4th, the first Monday in September, the second Monday in October, November 11th, Thanksgiving Day, the day after Thanksgiving Day, and December 25th. When a fixed holiday falls on Saturday, the preceding Friday shall be designated as holiday.

~~Should any deviation from these procedures or conditions be observed, all work shall be suspended until satisfactory steps have been taken to ensure compliance.~~

If time extension is necessary, a request for time extension and the accompanying attachments must be made a minimum of two (2) weeks prior to completion date stated on face of permit. If work has not been started before completion date, the permit will be voided. Failure to comply with rules and regulations stated on permit will jeopardize future permit privileges.

"AS-BUILT" PLANS ARE REQUIRED UPON COMPLETION OF ALL WORK. PLEASE REFER TO THE GENERAL PROVISION TR-0045, ITEM 22 FOR THE "AS-BUILT" REQUIREMENTS. NO FINAL INSPECTION WILL BE PERFORMED UNTIL THE DEPARTMENT IS IN RECEIPT OF "AS-BUILT" PLANS.

No vehicle or equipment shall be stored overnight within the right of way; it shall be removed immediately at the completion of the day's work. Refueling of vehicle or equipment within the right of way is strictly prohibited.

Required traffic control devices shall be installed around fixed objects to warn the motoring public for safety. Personal vehicles of the contractor shall not be parked within freeway right of way.

No materials or waste shall be stockpiled within State right of way.

Except as specifically provided herein, all requirements of the Vehicle Code and other applicable laws must be complied with in all particulars.

When traffic cones or delineators are used to delineate a temporary edge of traffic lane, the line of cones or delineators shall be considered to be the edge of the traffic lane. The permittee shall not reduce the width of the existing lane to less than 10 feet without written approval from the Department's Representative.

Excavations made within the limits of the right of way shall be backfilled and resurfaced to original condition before leaving the work area unless otherwise authorized by the Department's Representative.

Permittee shall be responsible for arranging the services of a qualified traffic control contractor to provide any needed traffic control.

The permittee shall arrange a meeting between his field representative, traffic control contractor, Department's Representative and/or CHP at least two (2) weeks prior to start of any work covered under this permit to arrange date and time of starting work and determine appropriate methods of handling traffic. At least 3 working days notice shall be given to the Caltrans representative and/or the CHP, prior to the meeting to allow time to arrange for attendance.

A copy of this permit, complete with all attachments, shall be kept by permittee/contractor working under this permit and must be shown to the Department Permit Inspector, Department's Representatives, or Law Enforcement Officer, on demand.

The permittee shall be responsible for notifying the appropriate utility companies or underground service alert prior to any excavation work.

The permittee shall notify the California Highway Patrol Area Commander at least 72 hours prior to implementing traffic control.

When the work area encroaches upon a sidewalk, walkway, or crosswalk area, special consideration must be given to pedestrian safety. Protective barricades, fencing, handrails and bridges, together with warning and guidance devices and signs must be utilized so that the passageway for pedestrians, especially blind and other physically handicapped, is safe and well defined and shown on the approved permit plan.

Pedestrian walkways and canopies within State Right of Way shall comply with the requirements of the applicable local agency or of the latest edition of the Uniform Building Code whichever contains the higher standards.

[For City or County projects with utility relocations:]

If existing public or private utilities conflict with the construction PROJECT, PERMITTEE will make necessary arrangements with the owners of such utilities for their protection, relocation, or removal. PERMITTEE shall inspect the protection, relocation, or removal of such facilities. Total costs of such protection, relocation, or removal which STATE or PERMITTEE must legally pay, will be borne by PERMITTEE. If any protection, relocation, or removal of utilities is required, including determination of liability for cost, such work shall be performed in accordance with STATE policy and procedure. PERMITTEE shall require any utility company performing relocation work in the STATE's right-of-way to obtain a State Encroachment Permit before the performance of said relocation work. Any relocated utilities shall be correctly located and identified on the as-built plans.

[For other projects with utility relocations:]

If existing public or private utilities conflict with the construction PROJECT, PERMITTEE will make necessary arrangements with the owners of such utilities for their protection, relocation, or removal. PERMITTEE shall inspect the protection, relocation, or removal of such facilities. Total costs of such protection, relocation, or removal shall be borne by PERMITTEE in compliance with the terms of the Highway Encroachment Permits, Case Law, Public Utility Regulations, and Property Rights. PERMITTEE shall require any utility company performing relocation work in the STATE's right-of-way to obtain a State Encroachment Permit before the performance of said relocation work. Any relocated utilities shall be correctly located and identified on the as-built plans.

PERMIT NO.: 08-11-N-TK-0589

CO/RTE/PM: 08/RIV/74/32.185-32.461

PRECONSTRUCTION MEETING AGREEMENT

I, \_\_\_\_\_, acting as an authorized agent for the permittee, \_\_\_\_\_, do hereby agree to personally accomplish or have another designated person arrange for all involved company representatives to attend a pre-construction meeting with the authorized Department's Representative at \_\_\_\_\_, as specified on this permit. Such meeting must be held two (2) days or more prior to the planned start of the work on this project. The Authorized Department's Representative shall have complete authority to determine whether the permit conditions, either implied or written, have been complied with. The Department's Representative may then allow the permit work to proceed as appropriate. The Pre-construction Meeting Record below must be signed by both the Department's Representative and the permittee before the permit work may start.

I have read and understand the attached General Provisions TR-0045 and other attached provisions of this permit.

This agreement or a copy thereof, must be mailed back to the Department's District 8 Encroachment Permit Office at 464 W. 4th. Street, MS 619, San Bernardino, CA 92401-1400, within three (3) working days prior to the pre-construction meeting. Failure to return this form could delay the release of your bonds. A copy of this document shall be at the job site at all times when work is in progress and failure to do so may result in the suspension of work, as directed by the Department's Representative.

It is the permittee's responsibility to insure that the Department's Representative is notified of work completion and that the attached Completion Notice is mailed to the Department's Permit office.

Signature Date

Print or Type Name

Position or Title

**PRECONSTRUCTION MEETING RECORD**

Department's Representative

Date

Permittee's Representative

Date

Date Work May Begin: \_\_\_\_\_

PERMIT NO.: 08-11-N-TK-0589  
CO/RTE/PM: 08/RIV/74/32.185-32.461

DEPARTMENT OF TRANSPORTATION-DISTRICT 8  
ENCROACHMENT PERMITS OFFICE  
464 W. 4th. Street, MS 619  
San Bernardino, CA 92401-1400

**100% COMPLETION NOTICE**

Work on Permit No.: 08-11-N-TK-0589 has been completed. A final inspection meeting was held on

Permittee's Representative

Date

Department's Representative

Date

**FAILURE TO COMPLETE AND RETURN THIS TO THE DISTRICT PERMITS OFFICE MAY CAUSE A DELAY IN THE RELEASE OF YOUR BONDS.**

**SERVICE AUTHORITY FOR FREEWAY EMERGENCIES (SAFE)  
ACTION REQUEST FOR CALL BOXES**

TR-0167 (REV 06/2005)

Before any work affecting call boxes, please complete this form and fax or mail it at least two weeks in advance to the appropriate county **SAFE!**

DATE \_\_\_\_\_

For Riverside County call boxes:  
Phone Number: (951) 787-7141  
Fax Number: (951) 787-7920  
**Mr. Jerry Rivera, RCTC SAFE Manager  
4080 Lemon Street, 3rd Floor  
Riverside, CA 92502**

For San Bernardino Call Boxes:  
Phone Number: (909) 884-8276, ext. 140  
Fax Number: (909) 388-2002  
**Kelly Lynn, San Bernardino SAFE Manager  
1170 W. 3rd Street, 2nd Floor  
San Bernardino, CA 92410-1715**

FROM (Contact Name and Organization)

Permittee\*     Construction     Maintenance     Right of Way Utilities     Caltrans

\*SAFE may charge Permittee for cost of

ADDRESS \_\_\_\_\_

CITY \_\_\_\_\_ STATE \_\_\_\_\_ ZIP \_\_\_\_\_

BUSINESS PHONE (Include Area Code) ( )	FAX PHONE (Include Area Code) ( )	NUMBER OF PAGES INCLUDING THIS COVER PAGE
---	--------------------------------------	---

**ACTION NEEDED: IF THERE IS A CALL BOX PAIR, BOTH BOXES MAY BE AFFECTED! CALL BOX NUMBERS MUST BE INCLUDED** (The number is shown on the call box sign, for example SBd-010-93 for a box on WB (because last number is odd), Route 10 at Post Mile 9, first Quarter Mile.)

Call Box Number(s):

Temporary removal from service: **Bagging ONLY** - needed by (if K-Rail will block access or the shoulder will be too narrow during construction only)

Temporary removal of box and pole **ONLY** - needed by (if K-Rail will block access or the shoulder will be too narrow during construction only)

Removal of box, pole, pad, auger, and any retaining walls needed by

Relocation - needed by (if MBGR, etc., will permanently affect/block access)

Place call boxes back in service.



STATE OF CALIFORNIA, DEPARTMENT OF TRANSPORTATION  
ENCROACHMENT PERMIT GENERAL PROVISIONS  
TR-0045 (REV. 05/2007)

1. **AUTHORITY:** The Department's authority to issue encroachment permits is provided under, Div. 1, Chpt. 3, Art. 1, Sect. 660 to 734 of the Streets and Highways Code.
2. **REVOCAION:** Encroachment permits are revocable on five days notice unless otherwise stated on the permit and except as provided by law for public corporations, franchise holders, and utilities. These General Provisions and the Encroachment Permit Utility Provisions are subject to modification or abrogation at any time. Permittees' joint use agreements, franchise rights, reserved rights or any other agreements for operating purposes in State highway right of way are exceptions to this revocation.
3. **DENIAL FOR NONPAYMENT OF FEES:** Failure to pay permit fees when due can result in rejection of future applications and denial of permits.
4. **ASSIGNMENT:** No party other than the permittee or permittee's authorized agent is allowed to work under this permit.
5. **ACCEPTANCE OF PROVISIONS:** Permittee understands and agrees to accept these General Provisions and all attachments to this permit, for any work to be performed under this permit.
6. **BEGINNING OF WORK:** When traffic is not impacted (see Number 35), the permittee shall notify the Department's representative, two (2) days before the intent to start permitted work. Permittee shall notify the Department's Representative if the work is to be interrupted for a period of five (5) days or more, unless otherwise agreed upon. All work shall be performed on weekdays during regular work hours, excluding holidays, unless otherwise specified in this permit.
7. **STANDARDS OF CONSTRUCTION:** All work performed within highway right of way shall conform to recognized construction standards and current Department Standard Specifications, Department Standard Plans High and Low Risk Facility Specifications, and Utility Special Provisions. Where reference is made to "Contractor and Engineer," these are amended to be read as "Permittee and Department representative."
8. **PLAN CHANGES:** Changes to plans, specifications, and permit provisions are not allowed without prior approval from the State representative.
9. **INSPECTION AND APPROVAL:** All work is subject to monitoring and inspection. Upon completion of work, permittee shall request a final inspection for acceptance and approval by the Department. The local agency permittee shall not give final construction approval to its contractor until final acceptance and approval by the Department is obtained.
10. **PERMIT AT WORKSITE:** Permittee shall keep the permit package or a copy thereof, at the work site and show it upon request to any Department representative or law enforcement officer. If the permit package is not kept and made available at the work site, the work shall be suspended.
11. **CONFLICTING ENCROACHMENTS:** Permittee shall yield start of work to ongoing, prior authorized, work adjacent to or within the limits of the project site. When existing encroachments conflict with new work, the permittee shall bear all cost for rearrangements, (e.g., relocation, alteration, removal, etc.).
12. **PERMITS FROM OTHER AGENCIES:** This permit is invalidated if the permittee has not obtained all permits necessary and required by law, from the Public Utilities Commission of the State of California (PUC), California Occupational Safety and Health Administration (Cal-OSHA), or any other public agency having jurisdiction.
13. **PEDESTRIAN AND BICYCLIST SAFETY:** A safe minimum passageway of 4' shall be maintained through the work area at existing pedestrian or bicycle facilities. At no time shall pedestrians be diverted onto a portion of the street used for vehicular traffic. At locations where safe alternate passageways cannot be provided, appropriate signs and barricades shall be installed at the limits of construction and in advance of the limits of construction at the nearest crosswalk or intersection to detour pedestrians to facilities across the street. Attention is directed to Section 7-1.09 Public Safety of the Department Standard Specifications.
14. **PUBLIC TRAFFIC CONTROL:** As required by law, the permittee shall provide traffic control protection warning signs, lights, safety devices, etc., and take all other measures necessary for traveling public's safety. While providing traffic control, the needs and control of all road users [motorists, bicyclists and pedestrians, including persons with disabilities in accordance with the Americans with Disabilities Act of 1990 (ADA)] shall be an essential part of the work activity.  
  
Day and night time lane closures shall comply with the California Manual on Uniform Traffic Control Devices (Part 6, Temporary Traffic Control), Standard Plans, and Standard Specifications for traffic control systems. These General Provisions are not intended to impose upon the permittee, by third parties, any duty or standard of care, greater than or different from, as required by law.
15. **MINIMUM INTERFERENCE WITH TRAFFIC:** Permittee shall plan and conduct work so as to create the least possible inconvenience to the traveling public; traffic shall not be unreasonably delayed. On conventional highways, permittee shall place properly attired flagger(s) to stop or warn the traveling public in compliance with the California Manual on Uniform Traffic Control Devices (Chapter 6E, Flagger Control).
16. **STORAGE OF EQUIPMENT AND MATERIALS:** The storage of equipment or materials is not allowed within State highway right-of-way, unless specified within the Special Provisions of this specific encroachment permit. If Encroachment Permit Special Provisions allow for the storage of equipment or materials within the State right of way, the equipment and material storage shall comply with Standard Specifications, Standard Plans, Special Provisions, and the Highway Design Manual. The clear recovery zone widths must be followed and are the minimum desirable for the type of facility indicated below: freeways and expressways - 30', conventional highways (no curbs) - 20', conventional highways (with curbs) - 1.5'. If a fixed object cannot be eliminated, moved outside the clear recovery zone, or modified to be made yielding, it should be shielded by a guardrail or a crash cushion.
17. **CARE OF DRAINAGE:** Permittee shall provide alternate drainage for any work interfering with an existing drainage facility in compliance with the Standard Specifications, Standard Plans and/or as directed by the Department's representative.
18. **RESTORATION AND REPAIRS IN RIGHT OF WAY:** Permittee is responsible for restoration and repair of State highway right of way resulting from permitted work (State Streets and Highways Code, Sections 670 et. seq.).



19. **RIGHT OF WAY CLEAN UP:** Upon completion of work, permittee shall remove and dispose of all scraps, brush, timber, materials, etc. off the right of way. The aesthetics of the highway shall be as it was before work started.

20. **COST OF WORK:** Unless stated in the permit, or a separate written agreement, the permittee shall bear all costs incurred for work within the State right of way and waives all claims for indemnification or contribution from the State.

21. **ACTUAL COST BILLING:** When specified in the permit, the Department will bill the permittee actual costs at the currently set hourly rate for encroachment permits.

22. **AS-BUILT PLANS:** When required, permittee shall submit one (1) set of folded as-built plans within thirty (30) days after completion and approval of work in compliance with requirements listed as follows:

1. Upon completion of the work provided herein, the permittee shall send one vellum or paper set of As-Built plans, to the State representative. Mylar or paper sepia plans are not acceptable.

2. All changes in the work will be shown on the plans, as issued with the permit, including changes approved by Encroachment Permit Rider.

3. The plans are to be stamped or otherwise noted AS-BUILT by the permittee's representative who was responsible for overseeing the work. Any original plan that was approved with a State stamp, or Caltrans representative signature, shall be used for producing the As-Built plans.

4. If As-Built plans include signing or striping, the dates of signing or striping removal, relocation, or installation shall be shown on the plans when required as a condition of the permit. When the construction plans show signing and striping for staged construction on separate sheets, the sheet for each stage shall show the removal, relocation or installation dates of the appropriate staged striping and signing.

5. As-Built plans shall contain the Permit Number, County, Route, and Post Mile on each sheet.

6. Disclaimer statement of any kind that differ from the obligations and protections provided by Sections 6735 through 6735.6 of the California Business and Professions Code, shall not be included on the As-Built plans. Such statements constitute non-compliance with Encroachment Permit requirements, and may result in the Department of Transportation retaining Performance Bonds or deposits until proper plans are submitted. Failure to comply may also result in denial of future permits, or a provision requiring a public agency to supply additional bonding.

23. **PERMITS FOR RECORD PURPOSES ONLY:** When work in the right of way is within an area under a Joint Use Agreement (JUA) or a Consent to Common Use Agreement (CCUA), a fee exempt permit is issued to the permittee for the purpose of providing a notice and record of work. The Permittee's prior rights shall be preserved without the intention of creating new or different rights or obligations. "Notice and Record Purposes Only" shall be stamped across the face of the permit.

24. **BONDING:** The permittee shall file bond(s), in advance, in the amount set by the Department. Failure to maintain bond(s) in full force and effect will result in the Department stopping of all work and revoking permit(s). Bonds are not required of public corporations or privately owned utilities, unless permittee failed to comply with the provision and conditions under a prior permit. The surety company is responsible for any latent defects as provided in California Code of Civil Procedures, Section 337.15. Local agency permittee shall comply with requirements established as follows: In recognition that

project construction work done on State property will not be directly funded and paid by State, for the purpose of protecting stop notice claimants and the interests of State relative to successful project completion, the local agency permittee agrees to require the construction contractor furnish both a payment and performance bond in the local agency's name with both bonds complying with the requirements set forth in Section 3-1.02 of State's current Standard Specifications before performing any project construction work. The local agency permittee shall defend, indemnify, and hold harmless the State, its officers and employees from all project construction related claims by contractors and all stop notice or mechanic's lien claimants. The local agency also agrees to remedy, in a timely manner and to State's satisfaction, any latent defects occurring as a result of the project construction work.

25. **FUTURE MOVING OF INSTALLATIONS:** Permittee understands and agrees to relocate a permitted installation upon notice by the Department. Unless under prior property right or agreement, the permittee shall comply with said notice at his sole expense.

26. **ARCHAEOLOGICAL/HISTORICAL:** If any archaeological or historical resources are revealed in the work vicinity, the permittee shall immediately stop work, notify the Department's representative, retain a qualified archaeologist who shall evaluate the site, and make recommendations to the Department representative regarding the continuance of work.

27. **PREVAILING WAGES:** Work performed by or under a permit may require permittee's contractors and subcontractors to pay appropriate prevailing wages as set by the Department of Industrial Relations. Inquiries or requests for interpretations relative to enforcement of prevailing wage requirements are directed to State of California Department of Industrial Relations, 525 Golden Gate Avenue, San Francisco, California 94102.

28. **RESPONSIBILITY FOR DAMAGE:** The State of California and all officers and employees thereof, including but not limited to the Director of Transportation and the Deputy Director, shall not be answerable or accountable in any manner for injury to or death of any person, including but not limited to the permittee, persons employed by the permittee, persons acting in behalf of the permittee, or for damage to property from any cause. The permittee shall be responsible for any liability imposed by law and for injuries to or death of any person, including but not limited to the permittee, persons employed by the permittee, persons acting in behalf of the permittee, or for damage to property arising out of work, or other activity permitted and done by the permittee under a permit, or arising out of the failure on the permittee's part to perform his obligations under any permit in respect to maintenance or any other obligations, or resulting from defects or obstructions, or from any cause whatsoever during the progress of the work, or other activity or at any subsequent time, work or other activity is being performed under the obligations provided by and contemplated by the permit.

The permittee shall indemnify and save harmless the State of California, all officers, employees, and State's contractors, thereof, including but not limited to the Director of Transportation and the Deputy Director, from all claims, suits or actions of every name, kind and description brought for or on account of injuries to or death of any person, including but not limited to the permittee, persons employed by the permittee, persons acting in behalf of the permittee and the public, or damage to property resulting from the performance of work or other activity under the permit, or arising out of the failure on the permittee's part to perform his obligations under any permit in respect to maintenance or any other obligations, or resulting from defects or obstructions, or from any cause whatsoever during the progress of the work, or other activity or at any subsequent time, work or other activity is being performed under the obligations provided by and contemplated by the permit, except as otherwise provided by statute.

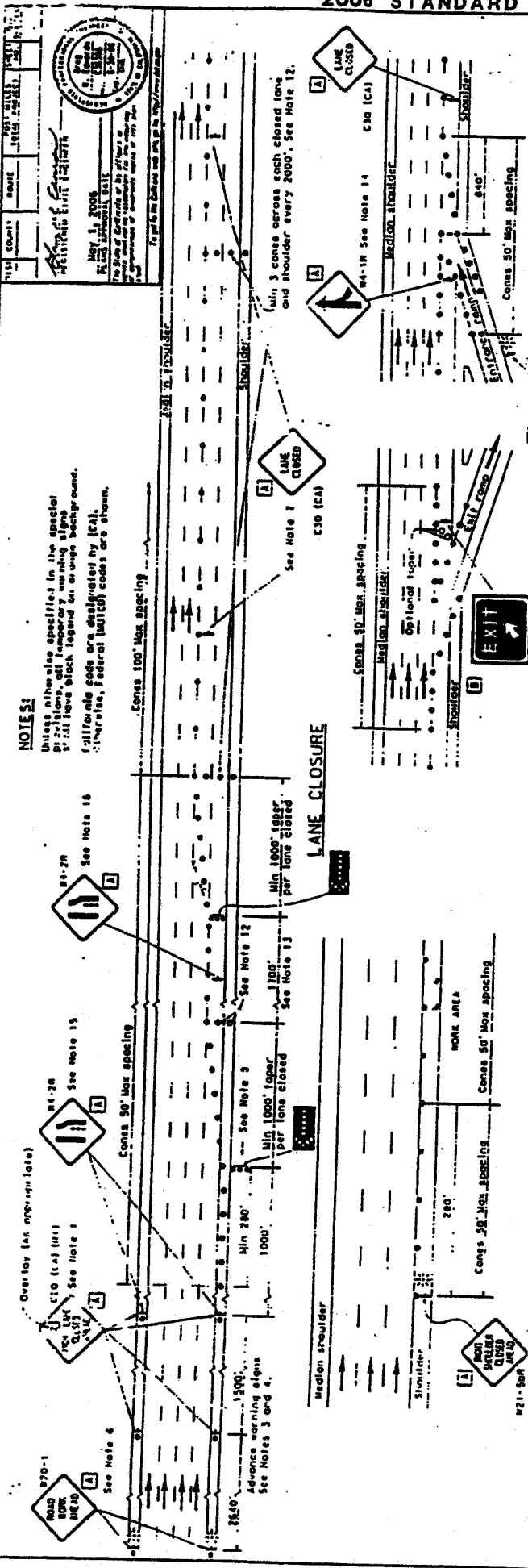
The duty of the permittee to indemnify and save harmless includes the duties to defend as set forth in Section 2778 of the Civil Code. The permittee waives any and all rights to any type of expressed or implied indemnity against the State, its officers, employees, and State contractors. It is the intent of the parties that the permittee will indemnify and hold harmless the State, its officers, employees, and State's contractors, from any and all claims, suits or actions as set forth above regardless of the existence or degree of fault or negligence, whether active or passive, primary or secondary, on the part of the State, the permittee, persons employed by the permittee, or acting on behalf of the permittee.

For the purpose of this section, "State's contractors" shall include contractors and their subcontractors under contract to the State of California performing work within the limits of this permit.

29. **NO PRECEDENT ESTABLISHED:** This permit is issued with the understanding that it does not establish a precedent.
30. **FEDERAL CIVIL RIGHTS REQUIREMENTS FOR PUBLIC ACCOMMODATION:**  
A. The permittee, for himself, his personal representative, successors in interest, and assigns as part of the consideration hereof, does hereby covenant and agree that:  
1. No person on the grounds of race, color, or national origin shall be excluded from participation in, be denied the benefits of, or be otherwise subjected to discrimination in the use of said facilities.  
2. That in connection with the construction of any improvements on said lands and the furnishings of services thereon, no discrimination shall be practiced in the selection and retention of first-tier subcontractors in the selection of second-tier subcontractors.  
3. That such discrimination shall not be practiced against the public in their access to and use of the facilities and services provided for public accommodations (such as eating, sleeping, rest, recreation), and operation on, over, or under the space of the right of way.  
4. That the permittee shall use the premises in compliance with all other requirements imposed pursuant to Title 15, Code of Federal Regulations, Commerce and Foreign Trade, Subtitle A. Office of the Secretary of Commerce, Part 8 (15 C.F.R. Part 8) and as said Regulations may be amended.  
5. That in the event of breach of any of the above nondiscrimination covenants, the State shall have the right to terminate the permit and to re-enter and repossess said land and the land and the facilities thereon, and hold the same as if said permit had never been made or issued.
31. **MAINTENANCE OF HIGHWAYS:** The permittee agrees, by acceptance of a permit, to properly maintain any encroachment. This assurance requires the permittee to provide inspection and repair any damage, at permittee's expense, to State facilities resulting from the encroachment.
32. **SPECIAL EVENTS:** In accordance with subdivision (a) of Streets and Highways Code Section 682.5, the Department of Transportation shall not be responsible for the conduct or operation of the permitted activity, and the applicant agrees to defend, indemnify, and hold harmless the State and the city or county against any and all claims arising out of any activity for which the permit is issued.
- Permittee understands and agrees that it will comply with the obligations of Titles II and III of the Americans with Disabilities Act of 1990 in the conduct of the event, and further agrees to indemnify and save harmless the State of California, all officers and employees thereof, including but not limited to the Director of Transportation, from any claims or liability arising out of or by virtue of said Act.
33. **PRIVATE USE OF RIGHT OF WAY:** Highway right of way shall not be used for private purposes without compensation to the State.

The gifting of public property use and therefore public funds is prohibited under the California Constitution, Article 16.

34. **FIELD WORK REIMBURSEMENT:** Permittee shall reimburse State for field work performed on permittee's behalf to correct or remedy hazards or damaged facilities, or clear debris not attended to by the permittee.
35. **NOTIFICATION OF DEPARTMENT AND TMC:** The permittee shall notify the Department's representative and the Transportation Management Center (TMC) at least 7 days before initiating a lane closure or conducting an activity that may cause a traffic impact. A confirmation notification should occur 3 days before closure or other potential traffic impacts. In emergency situations when the corrective work or the emergency itself may affect traffic, TMC and the Department's representative shall be notified as soon as possible.
36. **SUSPENSION OF TRAFFIC CONTROL OPERATION:** The permittee, upon notification by the Department's representative, shall immediately suspend all lane closure operations and any operation that impedes the flow of traffic. All costs associated with this suspension shall be borne by the permittee.
37. **UNDERGROUND SERVICE ALERT (USA) NOTIFICATION:** Any excavation requires compliance with the provisions of Government Code Section 4216 et. seq., including, but not limited to notice to a regional notification center, such as Underground Service Alert (USA). The permittee shall provide notification at least 48 hours before performing any excavation work within the right of way.



**NOTES:**  
 Unless otherwise specified in the special provisions, all temporary warning background colors shall have black legend on an orange background. California codes are designated by (CA). Interstate, Federal (white) codes are shown.

**NOTE 1:**  
 Advance warning signs shall be placed at the following distances:  
 1. 1000' for lane closure  
 2. 1000' for shoulder closure  
 3. 1000' for exit ramp closure

**NOTE 2:**  
 The 'LANE CLOSED' sign shall be used in place of the 'LANE CLOSED' sign when the closure is for a lane on the right side of the roadway.

**NOTE 3:**  
 The 'SHOULDER CLOSED' sign shall be used in place of the 'SHOULDER CLOSED' sign when the closure is for a shoulder on the right side of the roadway.

**LEGEND**

- 1. Traffic Cone
- 2. Traffic Cone (optional taper)
- 3. Temporary Sign
- 4. Flashing Arrow Sign (FAS)
- 5. FAS Support or Trailer
- 6. Portable Flashing Beacon

**LANE CLOSURE AT ENTRANCE RAMP**

1. Unless otherwise specified in the special provisions, the W2-1 and W2-1 signs shall be used as shown.
2. When specifying in the special provisions, a W2-1 "LANE CLOSED" sign shall be used in place of the W2-1 "LANE CLOSED" sign.
3. The W2-1 "LANE CLOSED" sign shall be used in place of the W2-1 "LANE CLOSED" sign when the closure is for a lane on the right side of the roadway.

**LANE CLOSURE AT EXIT RAMP**

1. Unless otherwise specified in the special provisions, the W2-1 and W2-1 signs shall be used as shown.
2. When specifying in the special provisions, a W2-1 "LANE CLOSED" sign shall be used in place of the W2-1 "LANE CLOSED" sign.
3. The W2-1 "LANE CLOSED" sign shall be used in place of the W2-1 "LANE CLOSED" sign when the closure is for a lane on the right side of the roadway.

**SHOULDER CLOSURE**

1. Median lane closures shall conform to the details for outside lane closures except that W2-1 (L) signs shall be used.
2. Advance warning signs shall be assigned to provide full time maintenance traffic control devices for lane closures.
3. Duplicate sign installations are not required.
  - a) On opposite shoulder if at least one lane remains open to traffic.
  - b) In the median if the width of the shoulder is less than 6' and the outside lanes are to be closed.
4. Each advance warning sign on each side of the roadway shall be equipped with at least two flags for visibility. Each flag shall be at least 18" x 18" in size and shall be orange or fluorescent yellow-green in color. Flashing beacons shall be used at the locations indicated for lane closures during hours of darkness.
5. A W2-1 (CA) "END ROAD WORK" sign, as appropriate, shall be placed at the end of the work area unless the end of work area is obvious or less than a larger project's limits.

**NOTES:**

6. If the W2-1 sign would follow within 2000' of a stationary W2-1 or W2-1 (CA) "ROAD WORK" sign, the first advance warning sign, the length of lane closure.
7. Place a W2-1 sign every 2000' throughout length of lane closure.
8. One flashing arrow sign for each lane closed. The first flashing arrow sign shall be Type 1. All others may be either Type 1 or Type 2.
9. A minimum 1500' of sight distance shall be provided where possible for vehicles approaching from the rear. Flashing arrow signs shall be used on curves with crest vertical curve or on a horizontal curve.
10. All cones used for lane closures during hours of darkness shall be illuminated with retroreflective bands (or alternatives) as specified in the specifications.
11. Portable delineators, placed at one-half the spacing indicated, shall be used for daytime closures only.
12. Unless otherwise specified in the special provisions, the W2-1 and W2-1 signs shall be used as shown.
13. When specifying in the special provisions, a W2-1 "LANE CLOSED" sign shall be used in place of the W2-1 "LANE CLOSED" sign.
14. Unless otherwise specified in the special provisions, the W2-1 and W2-1 signs shall be used as shown.
15. The W2-1 "LANE CLOSED" sign shall be used in place of the W2-1 "LANE CLOSED" sign when the closure is for a lane on the right side of the roadway.
16. The W2-1 "LANE CLOSED" sign shall be used in place of the W2-1 "LANE CLOSED" sign when the closure is for a lane on the right side of the roadway.

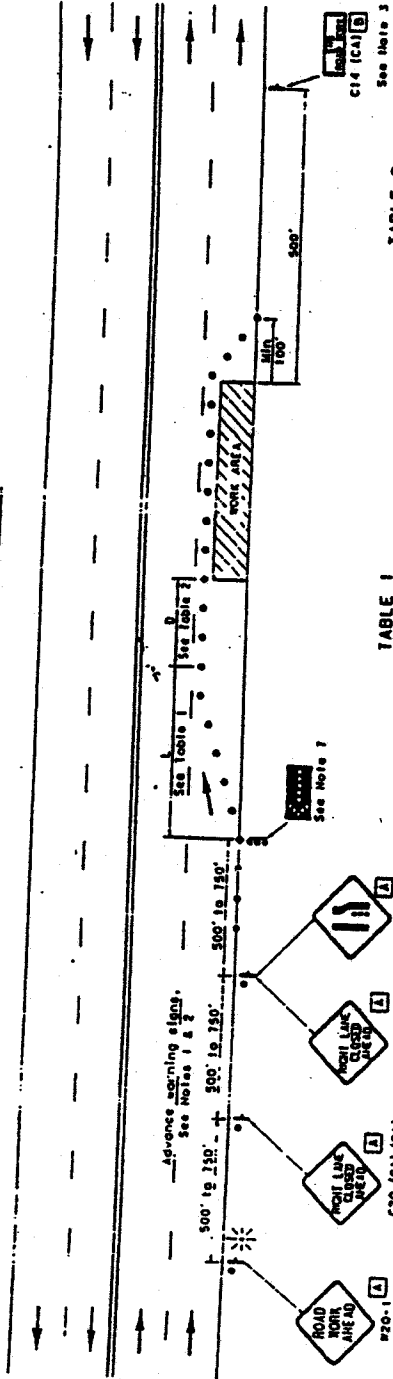
**TRAFFIC CONTROL SYSTEM FOR LANE CLOSURE ON FREEWAYS AND EXPRESSWAYS**

STATE OF CALIFORNIA  
 DEPARTMENT OF TRANSPORTATION

NO SCALE

COUNTY: \_\_\_\_\_ ROUTE: \_\_\_\_\_ PART: \_\_\_\_\_ SHEET: \_\_\_\_\_ OF \_\_\_\_\_ TOTAL SHEETS: \_\_\_\_\_  
 DATE: MAY 1, 2006  
 PROJECT: \_\_\_\_\_  
 DRAWN BY: \_\_\_\_\_  
 CHECKED BY: \_\_\_\_\_  
 APPROVED BY: \_\_\_\_\_  
 TITLE: \_\_\_\_\_  
 SCALE: \_\_\_\_\_  
 PROJECT NO.: \_\_\_\_\_  
 SHEET NO.: \_\_\_\_\_  
 TOTAL SHEETS: \_\_\_\_\_

TYPICAL LANE CLOSURE



NOTES:

Unless otherwise specified in the special provisions attached to warning signs, signs shall have black legends on orange background. California codes are designated by (CA). Otherwise, Federal (FHWA) codes are shown.

LEGEND

- Traffic Cone
- ⊥ Temporary Sign
- Direction of Travel
- ↔ Flashing Arrow Sign (FAS)
- ⊕ P4S Support or Trailer
- ⊛ Portable Flashing Beacon

SIGN PANEL SIZE (MIN)

- (1) 36" x 36"
- (2) 36" x 18"

TABLE 2

Approach Speed	Minimum	Downgrade	
		Minimum	Maximum
mph	ft	ft	%
25 and below	125	180	15
30	200	215	17.5
35	250	270	20
40	305	315	22.5
45	360	400	25
Over 50	425	415	27.5

Use an equivalent downgrade steeper than 3 percent and longer than 1 mile.

TABLE 1

Approach Speed	Minimum	See Note 9
mph	ft	ft
20 and below	80	20
25	125	30
30	180	40
35	245	50
40	320	60
45	400	75
Over 50	500	100

Use one spacing wider than or equal to 15'.

NOTES:

1. Where approach speeds are low, advance warning signs may be placed at 300' spacing and placed closer in urban areas.
2. Each advance warning sign shall be equipped with at least two flags for daytime use. Each flag shall be at least 18" x 18" in size and fluorescent red-orange in color. Flashing beacons shall be placed at the locations indicated for lane closure during hours of darkness.
3. A C14 (CA) "NO ROAD WORK" sign, as appropriate, shall be placed at the end of the lane closure, unless the work area is oblique, or ends within a larger project's limits.
4. If the W20-1 sign would follow within 3000' of a stationary W20-1 or C11 (CA) "ROAD WORK AHEAD" sign, use a C20 (CA) sign for the first advance warning sign.
5. All cones used for lane closures during the hours of darkness shall be fitted with retroreflective bands for sleeves as specified in the specifications.
6. Portable delineators, placed at one-half the spacing indicated for traffic cones, may be used instead of cones for daytime closures only.
7. Flashing arrow sign shall be either Type 1 or Type 2.
8. The maximum spacing between cones along a tangent shall be 50' and along a taper shall be approximately as shown in Table 1.
9. For approach speeds over 50 mph, use the "Traffic Control System for Lane Closure on Freeways and Expressways" plan for lane closure details and requirements.
10. When specified in the special provisions, a W4-2 "LANE ENDS" symbol sign shall be placed in place of the C20 (CA) "ROAD WORK AHEAD" sign.

STATE OF CALIFORNIA  
 DEPARTMENT OF TRANSPORTATION  
**TRAFFIC CONTROL SYSTEM  
 FOR LANE CLOSURE ON  
 MULTILANE CONVENTIONAL  
 HIGHWAYS**  
 HD SCALE

T11

**TYPICAL RAMP CLOSURES**

**SIGN PANEL SIZE (MIN)**

A	48" x 48"
B	48" x 30"
C	30" x 30"
D	48" x 48"
E	36" x 36"
F	48" x 36"

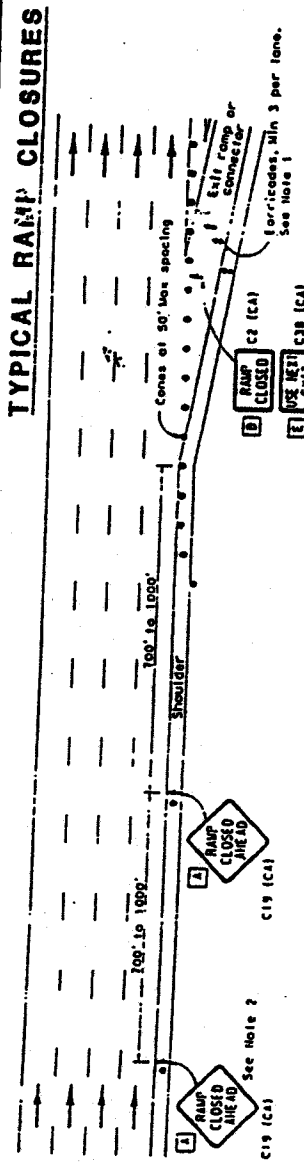
Speed of 50 mph or more  
Speed less than 50 mph

**NOTES:**

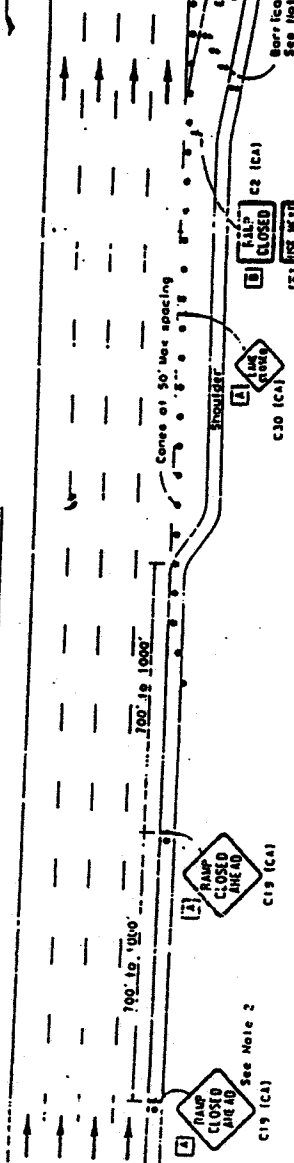
- Barricades shall be type I, II, or III for closures lasting longer than one week, and type IV for closures lasting longer than one week.
- In addition to placing the C19 (CA) "RAMP CLOSED AHEAD" and C30 (CA) "RAMP CLOSED" signs, orange reflective cones shall be placed on the work area at 50' max spacing. The cones shall be placed on the work area at 50' max spacing. The cones shall be placed on the work area at 50' max spacing.
- Each advance C19 (CA) "RAMP CLOSED AHEAD" sign shall be equipped with at least two flags for daytime visibility. The flags shall be at least 18" x 18" in size and shall be orange or fluorescent red-orange in color.
- All cones used for ramp closures during the hours of darkness shall be fitted with retro-reflective bands for increased visibility.
- Portable destination signs, placed on either side of the spacing indicated for traffic cones, may be used instead of cones for daytime ramp closures only.
- All cones used for ramp closures during the hours of darkness shall be fitted with retro-reflective bands for increased visibility.
- The existing "EXIT" sign in the gore area shall be covered during ramp closures.

**LEGEND**

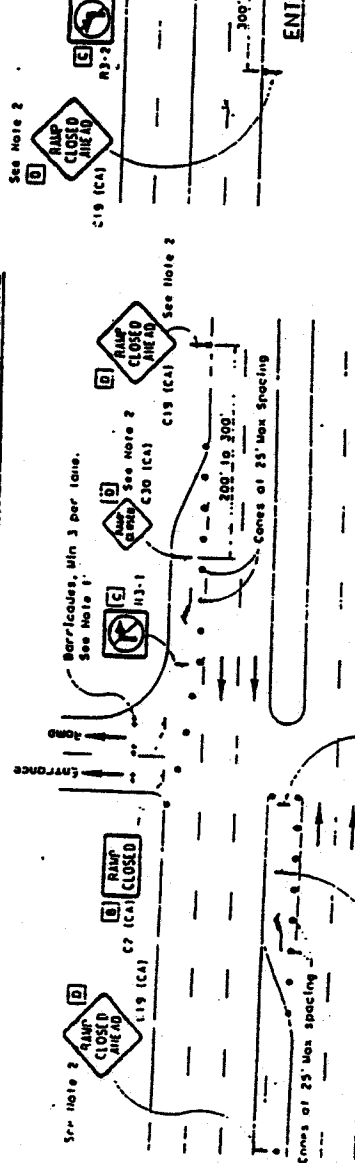
- Traffic Cone
- Temporary Sign
- Barricades
- Direction of Travel
- Turn Arrow



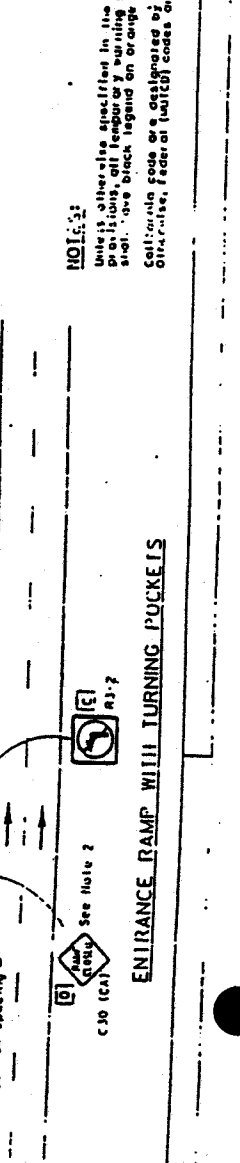
**EXIT RAMP OR CONNECTOR**



**EXIT RAMP OR CONNECTOR WITH ADDITIONAL LANE**




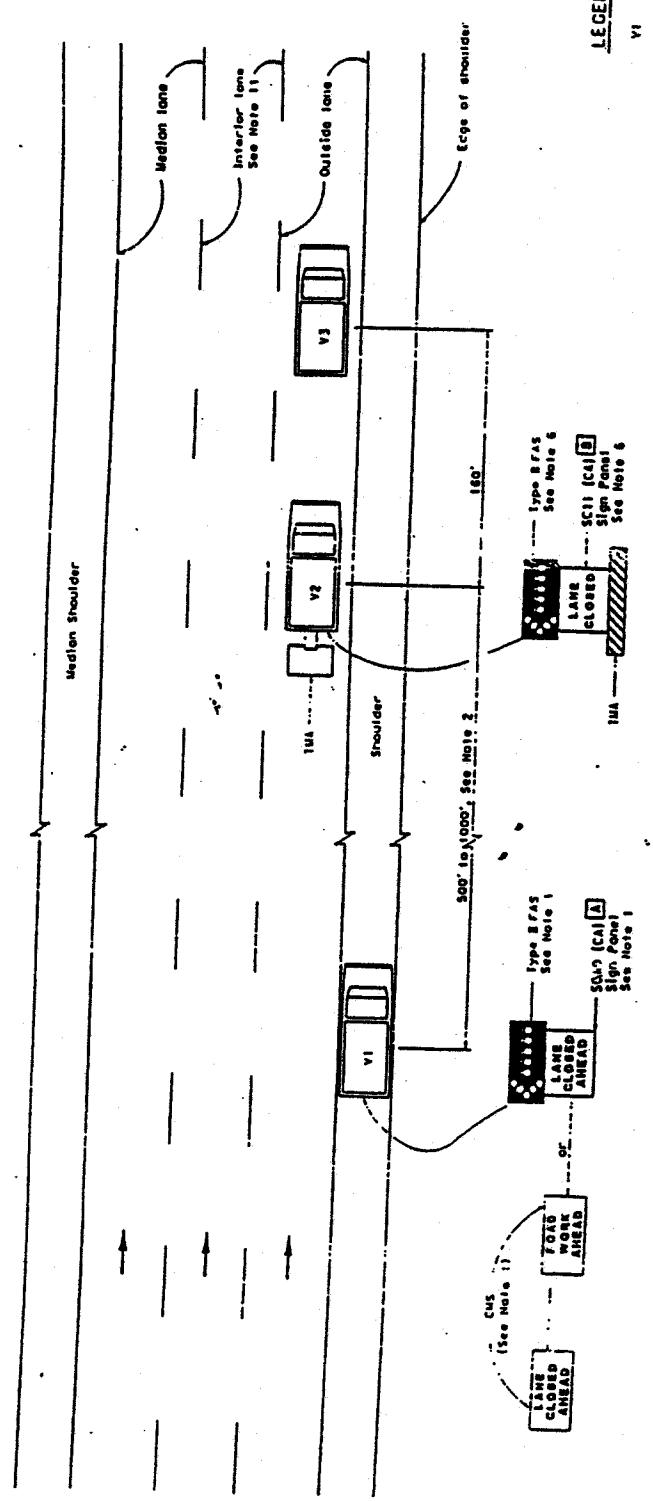
**ENTRANCE RAMP WITHOUT TURNING POCKETS**



**NOTE 1:**  
Use the alternative specified in the special provisions for temporary warning signs and use black legend on orange background. California Code as designated by (CA). (AASHTO, Federal (FHWA) codes as a default.

STATE OF CALIFORNIA  
DEPARTMENT OF TRANSPORTATION  
**TRAFFIC CONTROL SYSTEM  
FOR RAMP CLOSURE**  
NO SCALE

DATE	REVISED	BY	FOR
MAY 14, 2006			
			
In 1980 the Contract was 20% up to 10% above the original contract.			



SIGN PANEL SIZE (MIN)

- A 66" x 36"
- B 54" x 42"

LEGEND

- V1 Sign Vehicle
- V2 Shadow Vehicle
- V3 Work/Application Vehicle
- FAW Flashing Arrow Sign (FAS)
- CM5 Changeable Message Sign
- IMA Truck-mounted Attenuator
- Direction of Travel

MOVING LANE CLOSURE ON MEDIAN LANE OR OUTSIDE LANE OF MULTILANE HIGHWAYS

NOTES:

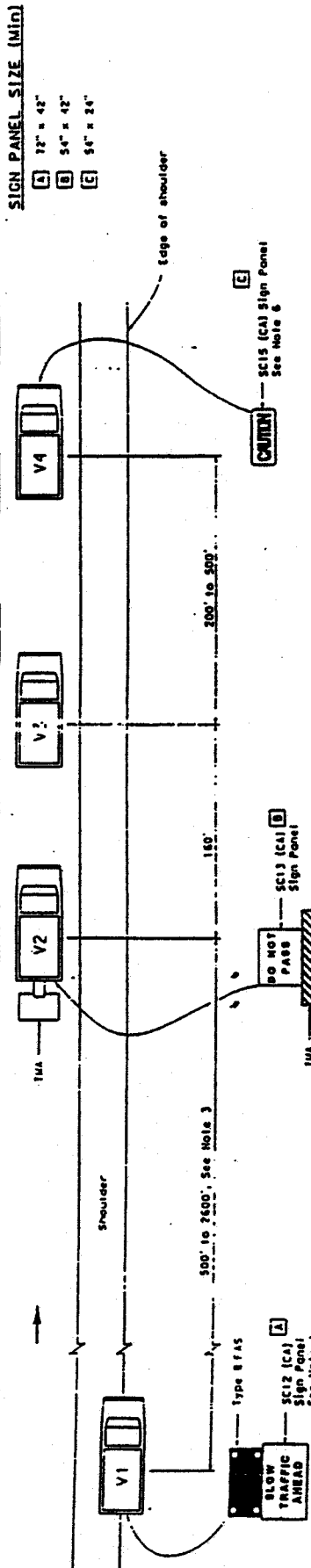
1. Either a changeable message sign or a SC10 (CA) sign panel and a Type B flashing arrow sign shall be mounted on the rear of sign vehicle V1. The flashing arrow sign shall be mounted on the rear of sign vehicle V1. The flashing arrow sign shall be used with the SC10 (CA) sign panel. The sign vehicle V1 shall be equipped with a flashing arrow sign symbol. The changeable message sign shall be positioned to show the "ROAD WORK AHEAD" message first. The flashing arrow sign symbol shall be followed by the "LANE CLOSED AHEAD" message and then the flashing arrow symbol shall be reversed with the arrowhead on the right.
2. If traffic queues develop, sign vehicle V1 should be positioned upstream from the end of queue. Sign vehicle V1 shall be positioned where highly visible when shoulders are not available.
3. A minimum sign distance of 1500' should be provided in advance of sign vehicle V1.
4. Sign vehicle V1 should remain at the beginning of horizontal or vertical curves until the other vehicles (V2 and V3) are for safety. The sign vehicle V1 should resume the minimum sign distance of 1500'.
5. Vehicle-mounted sign panels shall be Type B, B1, B2, B3 or B4 reflective sheeting, black on white, with a minimum width of 48 inches per California specifications.
6. Gross vehicle weight of shadow vehicle V2 shall be a minimum of 20,000 pounds. The sign panel shall be shown and a Type B flashing arrow sign shall be mounted on the rear of shadow vehicle V2. For median lane closure, the flashing arrow sign symbol shall be displayed with the arrowhead on the right.
7. All vehicles used for lane closures shall be equipped with fog-ey radios, and the vehicle operators shall maintain communication during the work or application operation.
8. All vehicles shall be equipped with flashing or rotating amber lights.
9. Where sufficient shoulder width is not available, sign vehicles V1 may encroach into the interior lane stopping on the edge of shoulder as appropriate. Both V1 and V2 shall be equipped with truck-mounted attenuators. The gross vehicle weight of V1 and V2 shall be at least 20,000 pounds, respectively.
10. Where workers would be on foot in the work area, a stationary type lane closure (Standard Plan T15, T16, etc., as applicable) shall be used instead of this plan.
11. For moving lane closure on interior lane of multilane highways, see Standard Plan T16.
12. When multiple work vehicles are used in close proximity to each other, only one vehicle shall be required, and to deter traffic from entering the closure.

STATE OF CALIFORNIA  
DEPARTMENT OF TRANSPORTATION

TRAFFIC CONTROL SYSTEM FOR MOVING LANE CLOSURE ON MULTILANE HIGHWAYS

NO SCALE

DATE: 01/11/06  
 DRAWN BY: J. Z. Z. Z.  
 CHECKED BY: J. Z. Z. Z.  
 APPROVED BY: J. Z. Z. Z.  
 PROJECT: 06000  
 SHEET: 01/11/06  
 THE STATE OF CALIFORNIA  
 DEPARTMENT OF TRANSPORTATION  
 DIVISION OF HIGHWAYS  
 SAN FRANCISCO, CALIFORNIA  
 94105



**SIGN PANEL SIZE (Min)**

- A 72" x 42"
- B 54" x 42"
- C 54" x 24"

**LEGEND**

- V1 Sign Vehicle
- V2 Shadow Vehicle
- V3 Work/Application Vehicle
- V4 Sign Vehicle
- TMA Truck-Mounted Attenuator
- Direction of Travel
- Flashing Arrow Sign (FAS) in flashing caution mode

**NOTES:**

1. Either a changeable message sign or a SC12 (CA) "SLOW TRAFFIC AHEAD" sign shall be mounted on the rear of sign vehicle V1. A Type B flashing arrow sign may be used with the SC12 (CA) sign panel.
2. Sign vehicle V1 should be positioned where night visibility when shoulders are not available.
3. If traffic queues develop, sign vehicle V1 should be positioned upstream from the end of queue.
4. Vehicle-mounted sign panels shall be Type B, B, B, B, B or B retro-reflective sheeting, black on white, black on orange, or black on fluorescent orange with a minimum series 0 letters per Caltrans sign specifications.
5. Gross vehicle weight of shadow vehicle shall be a minimum of 20,000 pounds and shall be equipped with a truck-mounted attenuator. The sign panel shown shall be mounted on the rear of shadow vehicle V2. The message "LANE CLOSED" may be used in place of the "DO NOT PASS" message.
6. The sign panel shown shall be mounted on the front of sign vehicle V4, facing opposing traffic.
7. All vehicles shall be equipped with flashing or rotating amber lights.
8. Sign vehicle V4 will not be required when the work and vehicles V2 and V3 are 2' or more from the centerline of the highway during the work or application operations.
9. All vehicles used for lane closures shall be equipped with two-way radios and the vehicle operators shall maintain communication during the work or application operation.
10. This plan shall not be used where workers would be on foot in the work area in a stationary-type lane closure (Standard Plan T13) for this condition.
11. When multiple work vehicles are used in close proximity to each other, only the vehicle closest to the work area shall be illuminated in order to deter traffic from entering the closed lanes.

STATE OF CALIFORNIA  
 DEPARTMENT OF TRANSPORTATION

**TRAFFIC CONTROL SYSTEM  
 FOR MOVING LANE CLOSURE  
 ON TWO LANE HIGHWAYS**

NO SCALE

# ION DISTRICT

## INDEX

SHEET NO.:

TITLE SHEET	1
PLAN & PROFILE	2-4
CONNECTOR PIPE PROFILES	5
45-INCH RCP OUTLET STRUCTURE	6
AC DIKE DETAIL	7
PAVING PLAN AND PAYLINES	8
TRAFFIC CONTROL PLAN	9-11

## R.C.F.C. & W.C.D. STANDARD DRAWINGS

MH252	MANHOLE NO.2
MH254	MANHOLE NO.4
JS227	JUNCTION STRUCTURE NO. 2
JS229	JUNCTION STRUCTURE NO. 4
JS231	JUNCTION STRUCTURE NO. 6
CH326	TRAPEZOIDAL CHANNEL STRUCTURAL DETAILS

## RIVERSIDE COUNTY STANDARDS DRAWINGS

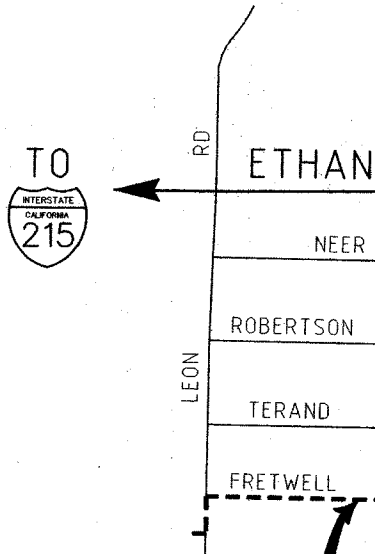
NO. 211	CURB TRANSITION
NO. 300	CURB INLET CATCH BASIN
NO. 212	ASPHALT CONCRETE DIKES

## CALTRANS


A87B	ASPHALT CONCRETE DIKES
------	------------------------

## EMWD STANDARDS DRAWINGS

SB 176	SEWER LATERAL CONNECTIONS
SB 177	SEWER LATERAL



EXISTING  
HOMELAND MDP  
LINE 2  
DWG NO 4-1009



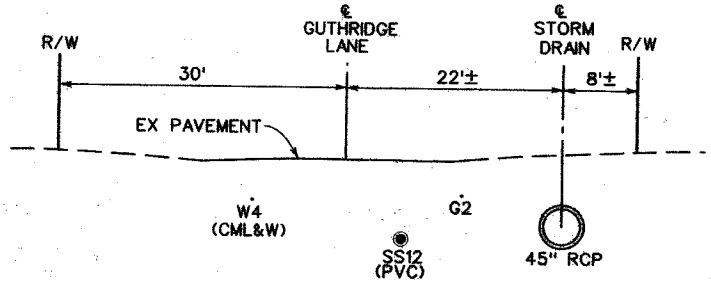

CALTRANS PERMIT NUMBER 08-11-N-TK-0589

COUNTY TRANSPORTATION APPROVED BY:  DATE: 10/25/2011	<b>HOMELAND MDP LINE 2</b> <b>STAGE 2</b> TITLE SHEET	PROJECT NO. <b>4-0-00337</b>
		DRAWING NO. <b>4-1009</b>
		SHEET NO. <b>1</b> OF <b>11</b>

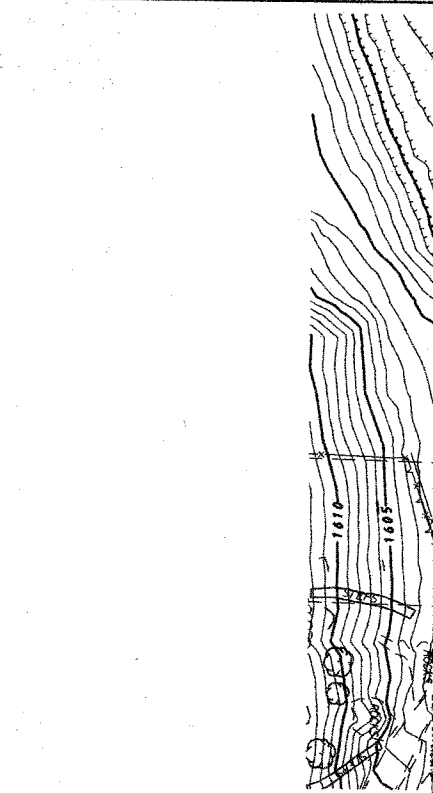





NOTE: CONTRACTOR SHALL PROTECT IN PLACE ALL UTILITIES UNLESS OTHERWISE NOTED.





SECTION AT STA 11+20



NOTES

- ① CONSTRUCT 45-INCH RCP OUTLET STRUCTURE, SEE SHEET 6.
- ② CONSTRUCT JS NO. 4 PER STD JS229.
- ③ CONSTRUCT CB PER RIVERSIDE COUNTY STD NO. 300, W= 14, H=5.75', C.F.=6", 38 LF-18" RCP CLASS IV. SEE PROFILE ON SHEET 5.
- ④ TO BE RELOCATED BY OTHERS AND ABANDONED IN PLACE.
- ⑤ GROUNDWATER PER SOIL REPORT DATED 05-24-2011. CONDITION MAY VARY AT TIME OF CONSTRUCTION.
- ⑥ PLACE 1/4 TON CONCRETED (GROUTED) ROCK PER SECTION 72 OF THE STATE STANDARD SPECIFICATIONS, SEE SHEET 6.
- ⑦ PROTECT EXISTING 12" SEWER LINE IN-PLACE.

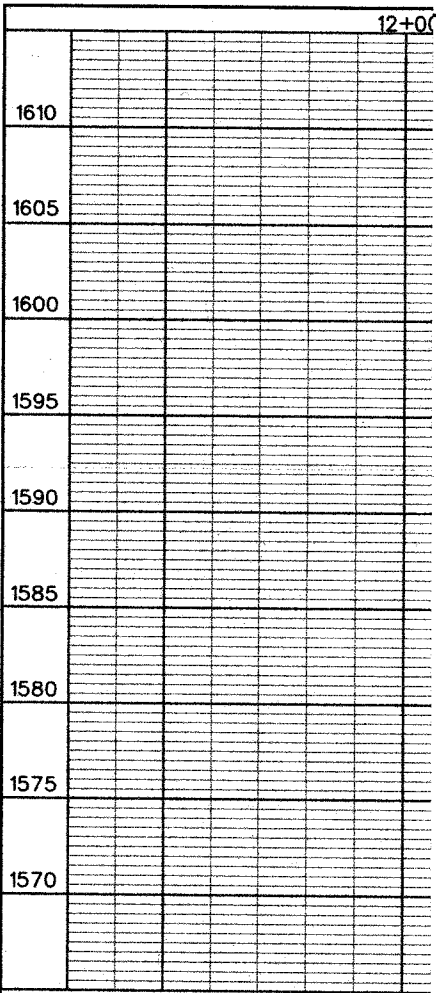


**HOMELAND MDP LINE 2  
STAGE 2**

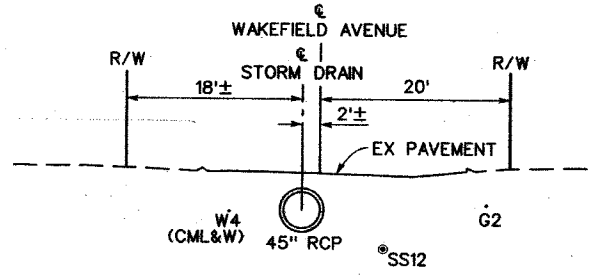
STA 10+00 TO STA 12+50  
PLAN AND PROFILE

PROJECT NO. <b>4-0-00337</b>
DRAWING NO. <b>4-1009</b>
SHEET NO. <b>2 OF 11</b>

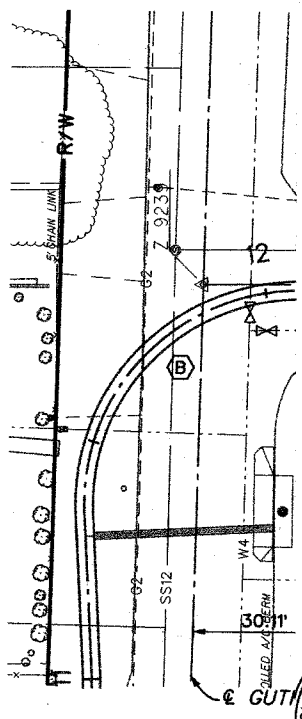
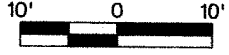




NOTE: CONTRACTOR SHALL PROTECT IN PLACE ALL UTILITIES UNLESS OTHERWISE NOTED.




SECTION AT STA 13+00

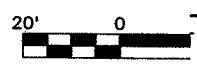


NOTES

- ① CONSTRUCT JS NO. 4 PER STD JS229.
- ② CONSTRUCT CB PER RIVERSIDE COUNTY STD NO. 300, W=14, H=4', C.F.=6", 16 LF-18" RCP CLASS IV. SEE PROFILE ON SHEET 5.
- ③ CONSTRUCT MH NO. 2 PER STD MH252.
- ④ TO BE RELOCATED BY OTHERS AND ABANDONED IN PLACE.
- ⑤ CONSTRUCT CALTRANS A87B TYPE D AC DIKE TRANSITION AS DIRECTED BY ENGINEER. SEE DETAILS ON SHEET 7.
- ⑥ PROTECT EXISTING 12" SEWER LINE IN-PLACE.



PLAN

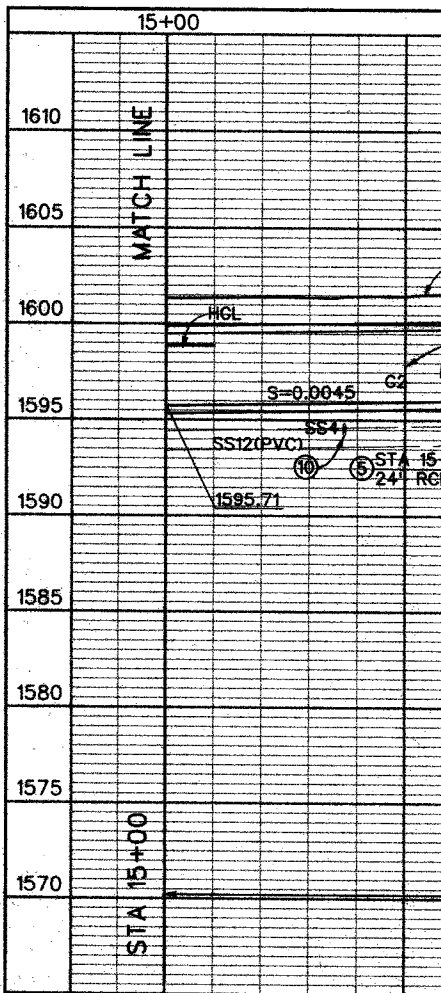


PROVED BY:  
  
 DATE: 25-Mar-2011

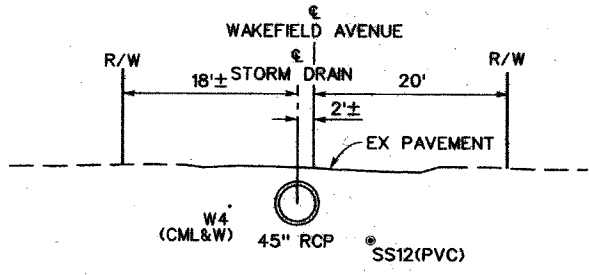
HOMELAND MDP LINE 2  
 STAGE 2  
 STA 12+50 TO STA 15+00  
 PLAN AND PROFILE

PROJECT NO.  
 4-0-00337  
 DRAWING NO.  
 4-1009  
 SHEET NO.  
 3 OF 11






NOTE: CONTRACTOR SHALL PROTECT IN PLACE ALL UTILITIES UNLESS OTHERWISE NOTED.


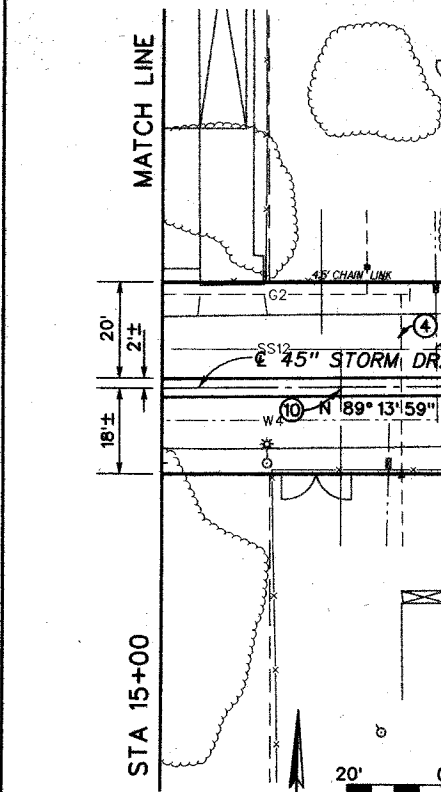


SECTION AT STA 15+80



**NOTES**

- ① CONSTRUCT MH NO. 4 PER STD MH254, A=45°, B=24", C=6.90', D<sub>1</sub>=24", D<sub>2</sub>=45", ELEV R=1597.71, ELEV S=1597.60.
- ② CONSTRUCT CB PER RIVERSIDE COUNTY STD NO. 300, W=21", H=4', C.F.=6", 21 LF-18" RCP CLASS IV. SEE PROFILE ON SHEET 5.
- ③ CONSTRUCT CB PER RIVERSIDE COUNTY STD NO. 300, W=14", H=4.5', C.F.=6", MODIFIED UPSTREAM TAPERED CURB FACE=3.0', MODIFIED DOWNSTREAM TAPERED CURB FACE=1.5', 38.85 LF-24" RCP CLASS IV. SEE PROFILE THIS SHEET.
- ④ TO BE RELOCATED BY OTHERS AND ABANDONED IN PLACE.
- ⑤ CONSTRUCT CB PER RIVERSIDE COUNTY STD NO. 300, W=28", H=5.5', C.F.=6", MODIFIED UPSTREAM TAPERED CURB FACE=3.0', 16 LF-24" RCP CLASS IV. SEE PROFILE ON SHEET 5.
- ⑥ CONSTRUCT JS NO. 2 PER JS227, A=45°, B=24", C=6.06', D=3.75', E=4.30', F=1.77', G=1.47', L=4.07', ELEV R=1596.47 ELEV S=1596.31
- ⑦ CONSTRUCT JS NO. 4 PER STD JS229.
- ⑧ CONSTRUCT CALTRANS A87B TYPE D AC DIKE TRANSITION AS DIRECTED BY ENGINEER. SEE DETAILS ON SHEET 7.
- ⑨ GROUNDWATER PER SOIL REPORT DATED 05-24-2011. CONDITION MAY VARY AT TIME OF CONSTRUCTION.
- ⑩ PROTECT EXISTING 12" SEWER LINE IN-PLACE.





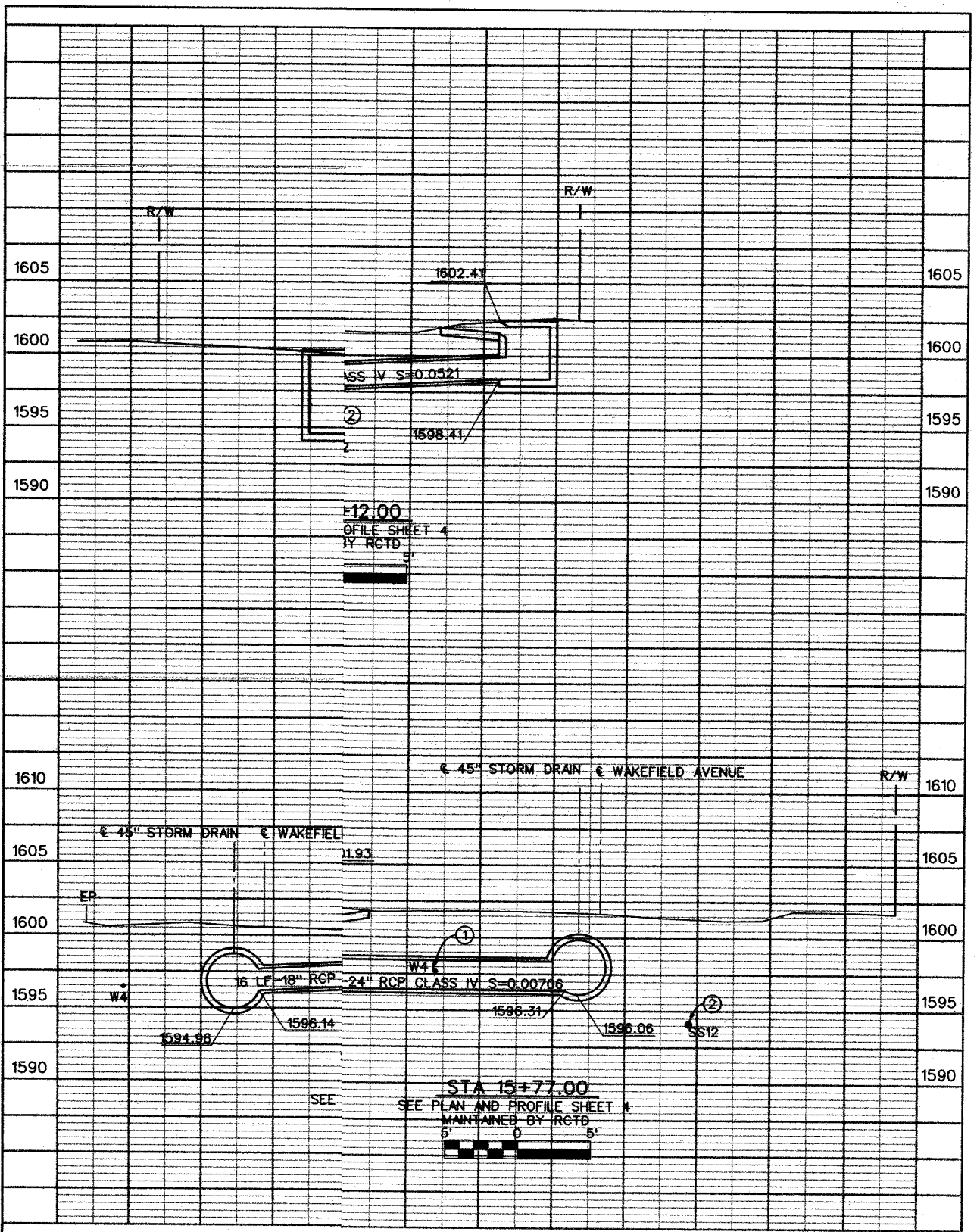
COUNTY TRANSPORTATION  
 APPROVED BY: *[Signature]*  
 DATE: 10/24/25-OCT-2011

**HOMELAND MDP LINE 2  
 STAGE 2**

STA 15+00 TO STA 17+14.85  
 PLAN AND PROFILE

PROJECT NO.  
**4-0-00337**  
 DRAWING NO.  
**4-1009**  
 SHEET NO.  
**4 OF 11**





COUNTY TRANSPORT

APPROVED BY: *[Signature]*

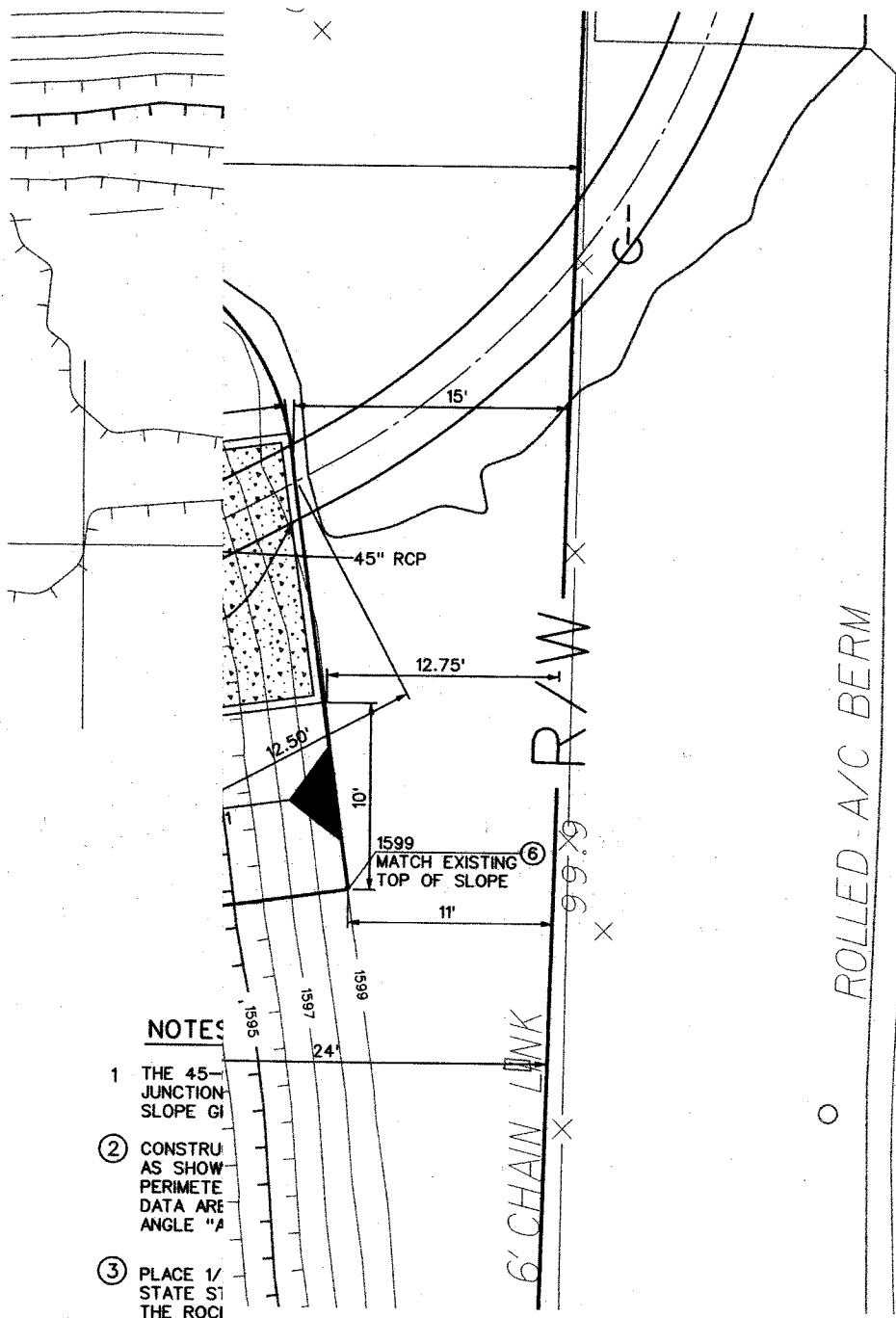
DATE: 10/25/01

HOMELAND MDP LINE 2  
STAGE 2  
CONNECTOR PIPE PROFILES

PROJECT NO. 4-0-00337  
DRAWING NO. 4-1009  
SHEET NO. 5 OF 11







**NOTES**

- 1 THE 45-JUNCTION-SLOPE GI
- 2 CONSTRU AS SHOW PERIMETE DATA ARE ANGLE "A"
- 3 PLACE 1/ STATE S1 THE ROCI SHALL PR ROCK ENI
- 4 SLOPE PA DWG CH3
- 5 CUT-OFF
- 6 SLOPE GF



DL  
 APPROVED BY:  
*[Signature]*  
 DATE: 25-01-2011


**HOMELAND MDP LINE 2  
 STAGE 2**  
 45-INCH RCP OUTLET STRUCTURE


PROJECT NO.  
**4-0-00337**  
 DRAWING NO.  
**4-1009**  
 SHEET NO.  
**6 OF 11**




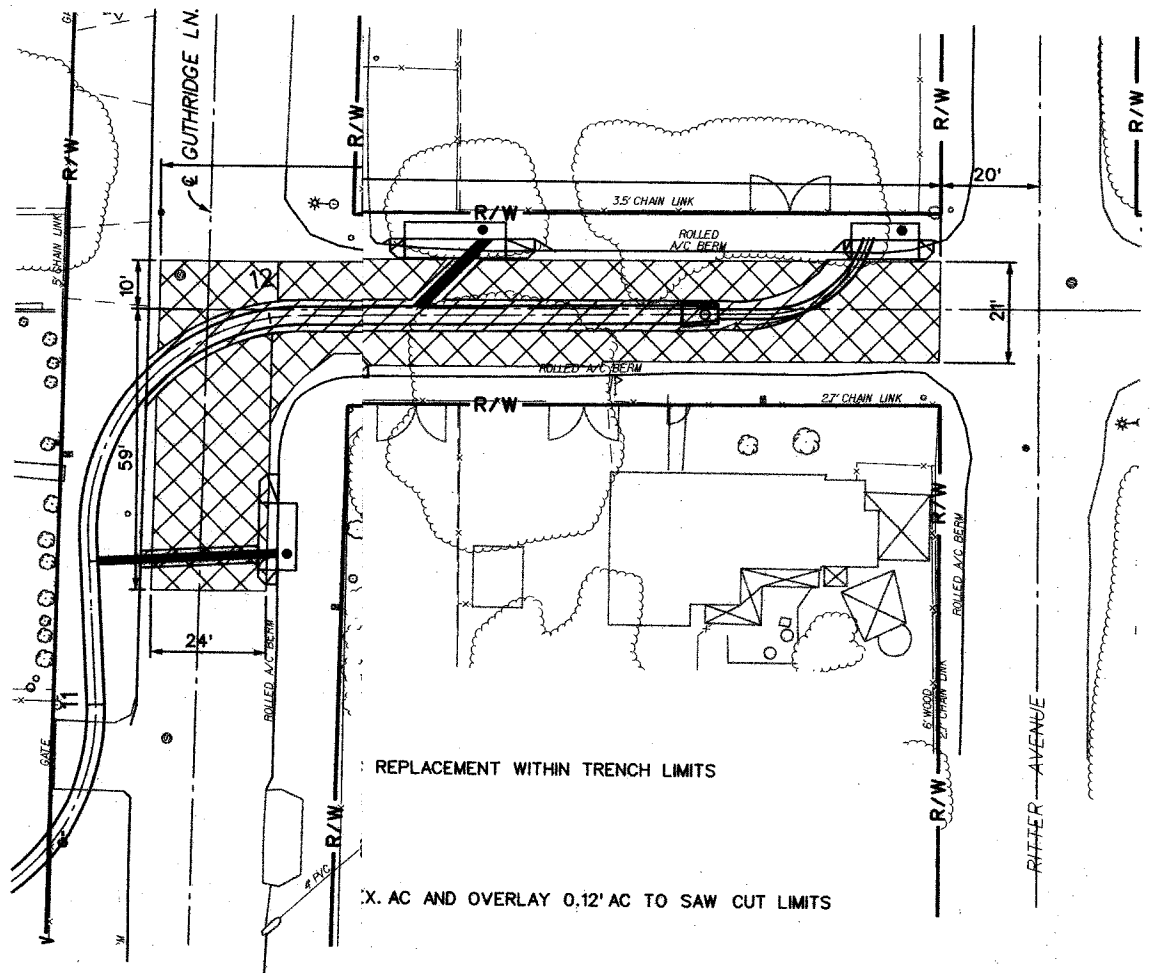
**NOTES**

CONSTRUCT CALTRANS AB7B TYPE D AC DIKE  
TRANSITION, AS DIRECTED BY ENGINEER.



APPROVED BY:  DATE: 25-oct-2011	<b>HOMELAND MDP LINE 2</b> <b>STAGE 2</b> AC DIKE DETAIL	PROJECT NO. 4-0-00337 DRAWING NO. 4-1009 SHEET NO. 7 OF 11
--	--	---





REPLACEMENT WITHIN TRENCH LIMITS

X. AC AND OVERLAY 0.12' AC TO SAW CUT LIMITS

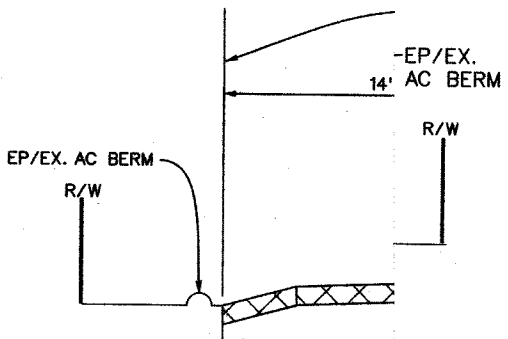



TABLE		
START STA.	END STA.	X
STA. 12+16.00	STA. 13+50.00	9.00'
STA. 13+50.00	STA. 16+50.00	12.00'
STA. 16+50.00	20' WEST OF RITTER AVE C	11.00'

- NOTES**
- ① PLACE CLASS 2 AGGREGATE BASE
  - ② 4" MIN WELL GRADED SAND OR FILTER MATERIAL. FOR GROUND WATER CONDITION, USE 9" THICK TYPICAL, 12" MAX FILTER MATERIAL

GUTH  
STA.



COUNTY: TRANSPORT

APPROVED BY: *[Signature]*

DESIGNED BY: *[Signature]*


DATE: 10/25/01







HOMELAND MDP LINE 2  
STAGE 2  
PAVING PLAN AND PAYLINES

PROJECT NO. 4-0-00337

DRAWING NO. 4-1009


SHEET NO. 8 OF 11




LEGEND	
	CONSTRUCTION SIGNS
	TYPE III BARRICADE
	DIRECTION OF TRAVEL
	CONSTRUCTION AREA
	FLAGGER
	CONES
C9A(CA)	FLAGGER SYMBOL
W20-1	ROAD WORK AHEAD
W20-4	ONE LANE ROAD AHEAD
W3-4	BE PREPARED TO STOP

**NOTES**

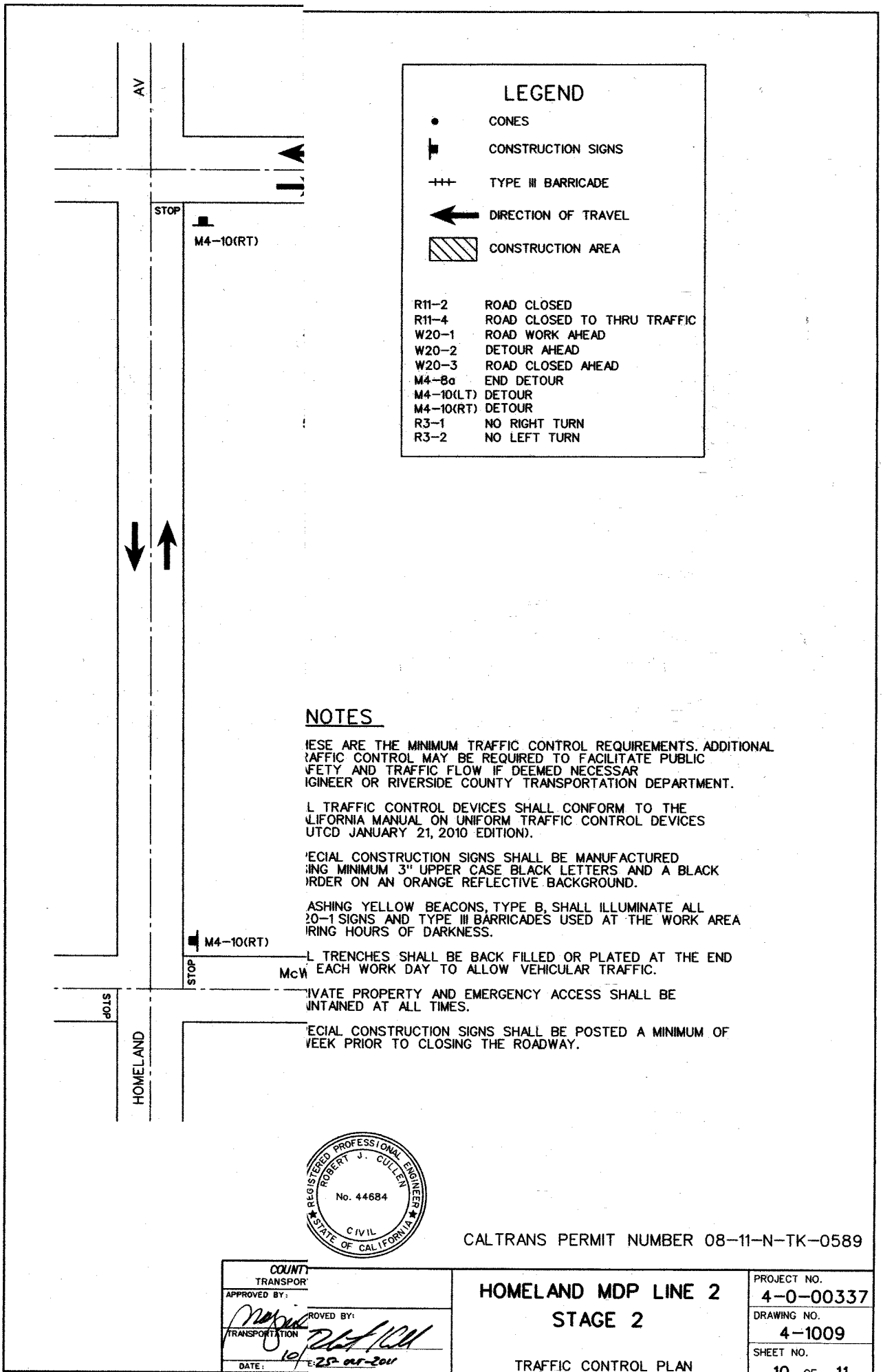
1. THESE ARE THE MINIMUM TRAFFIC CONTROL REQUIREMENTS. ADDITIONAL TRAFFIC CONTROL MAY BE REQUIRED TO FACILITATE PUBLIC SAFETY AND TRAFFIC FLOW IF DEEMED NECESSARY BY THE ENGINEER OR RIVERSIDE COUNTY TRANSPORTATION DEPARTMENT.
2. ALL TRAFFIC CONTROL DEVICES SHALL CONFORM TO THE CALIFORNIA MANUAL ON UNIFORM TRAFFIC CONTROL DEVICES (MUTCD JANUARY 21, 2010 EDITION).
3. SPECIAL CONSTRUCTION SIGNS SHALL BE MANUFACTURED USING MINIMUM 3" UPPER CASE BLACK LETTERS AND A BLACK BORDER ON AN ORANGE REFLECTIVE BACKGROUND.
4. FLASHING YELLOW BEACONS, TYPE B, SHALL ILLUMINATE ALL W20-1 SIGNS AND TYPE III BARRICADES USED AT THE WORK AREA DURING HOURS OF DARKNESS.
5. ALL TRENCHES SHALL BE BACK FILLED OR PLATED AT THE END OF EACH WORK DAY TO ALLOW VEHICULAR TRAFFIC.
6. PRIVATE PROPERTY AND EMERGENCY ACCESS SHALL BE MAINTAINED AT ALL TIMES.
7. SPECIAL CONSTRUCTION SIGNS SHALL BE POSTED A MINIMUM OF 1 WEEK PRIOR TO CLOSING THE ROADWAY.



COUNTY TRANSPORTATION APPROVED BY:  TRANSPORTATION DATE: 12/26/25-04-2011	APPROVED BY: 	PROJECT NO. 4-0-00337
		DRAWING NO. 4-1009
<b>HOMELAND MDP LINE 2</b> <b>STAGE 2</b> TRAFFIC CONTROL PLAN		SHEET NO. 9 OF 11







### LEGEND

- CONES
- ▬ CONSTRUCTION SIGNS
- +++ TYPE III BARRICADE
- ← DIRECTION OF TRAVEL
- ▨ CONSTRUCTION AREA

- R11-2 ROAD CLOSED
- R11-4 ROAD CLOSED TO THRU TRAFFIC
- W20-1 ROAD WORK AHEAD
- W20-2 DETOUR AHEAD
- W20-3 ROAD CLOSED AHEAD
- M4-8a END DETOUR
- M4-10(LT) DETOUR
- M4-10(RT) DETOUR
- R3-1 NO RIGHT TURN
- R3-2 NO LEFT TURN

### NOTES

THESE ARE THE MINIMUM TRAFFIC CONTROL REQUIREMENTS. ADDITIONAL TRAFFIC CONTROL MAY BE REQUIRED TO FACILITATE PUBLIC SAFETY AND TRAFFIC FLOW IF DEEMED NECESSARY BY THE ENGINEER OR RIVERSIDE COUNTY TRANSPORTATION DEPARTMENT.

ALL TRAFFIC CONTROL DEVICES SHALL CONFORM TO THE CALIFORNIA MANUAL ON UNIFORM TRAFFIC CONTROL DEVICES (UTCD JANUARY 21, 2010 EDITION).

SPECIAL CONSTRUCTION SIGNS SHALL BE MANUFACTURED HAVING MINIMUM 3" UPPER CASE BLACK LETTERS AND A BLACK BACKGROUND ON AN ORANGE REFLECTIVE BACKGROUND.

FLASHING YELLOW BEACONS, TYPE B, SHALL ILLUMINATE ALL W20-1 SIGNS AND TYPE III BARRICADES USED AT THE WORK AREA DURING HOURS OF DARKNESS.

ALL TRENCHES SHALL BE BACK FILLED OR PLATED AT THE END OF EACH WORK DAY TO ALLOW VEHICULAR TRAFFIC.

PRIVATE PROPERTY AND EMERGENCY ACCESS SHALL BE MAINTAINED AT ALL TIMES.

SPECIAL CONSTRUCTION SIGNS SHALL BE POSTED A MINIMUM OF ONE WEEK PRIOR TO CLOSING THE ROADWAY.




CALTRANS PERMIT NUMBER 08-11-N-TK-0589

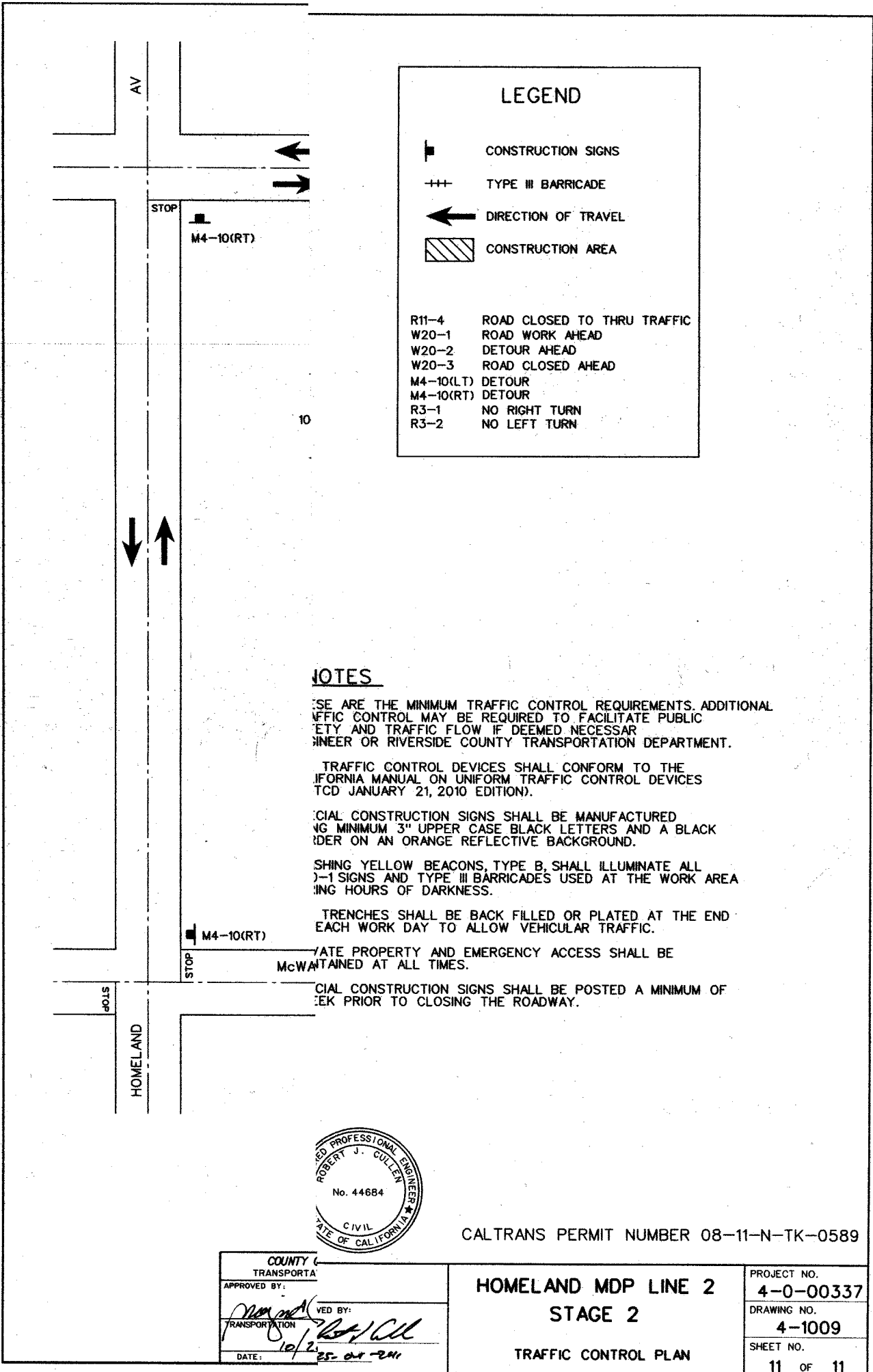
COUNTY TRANSPORTATION
APPROVED BY: <i>[Signature]</i>
DATE: 10/25/09

**HOMELAND MDP LINE 2**  
**STAGE 2**

TRAFFIC CONTROL PLAN

PROJECT NO. 4-0-00337
DRAWING NO. 4-1009
SHEET NO. 10 OF 11





### LEGEND

- CONSTRUCTION SIGNS
- TYPE III BARRICADE
- DIRECTION OF TRAVEL
- CONSTRUCTION AREA

- R11-4 ROAD CLOSED TO THRU TRAFFIC
- W20-1 ROAD WORK AHEAD
- W20-2 DETOUR AHEAD
- W20-3 ROAD CLOSED AHEAD
- M4-10(LT) DETOUR
- M4-10(RT) DETOUR
- R3-1 NO RIGHT TURN
- R3-2 NO LEFT TURN

**NOTES**

THESE ARE THE MINIMUM TRAFFIC CONTROL REQUIREMENTS. ADDITIONAL TRAFFIC CONTROL MAY BE REQUIRED TO FACILITATE PUBLIC SAFETY AND TRAFFIC FLOW IF DEEMED NECESSARY BY THE ENGINEER OR RIVERSIDE COUNTY TRANSPORTATION DEPARTMENT.

TRAFFIC CONTROL DEVICES SHALL CONFORM TO THE CALIFORNIA MANUAL ON UNIFORM TRAFFIC CONTROL DEVICES (MUTCD JANUARY 21, 2010 EDITION).


SPECIAL CONSTRUCTION SIGNS SHALL BE MANUFACTURED WITH A MINIMUM 3" UPPER CASE BLACK LETTERS AND A BLACK BORDER ON AN ORANGE REFLECTIVE BACKGROUND.

FLASHING YELLOW BEACONS, TYPE B, SHALL ILLUMINATE ALL R3-1 SIGNS AND TYPE III BARRICADES USED AT THE WORK AREA DURING HOURS OF DARKNESS.

TRENCHES SHALL BE BACK FILLED OR PLATED AT THE END OF EACH WORK DAY TO ALLOW VEHICULAR TRAFFIC.

PRIVATE PROPERTY AND EMERGENCY ACCESS SHALL BE MAINTAINED AT ALL TIMES.

SPECIAL CONSTRUCTION SIGNS SHALL BE POSTED A MINIMUM OF ONE WEEK PRIOR TO CLOSING THE ROADWAY.



CALTRANS PERMIT NUMBER 08-11-N-TK-0589

<p style="text-align: center;">COUNTY OF RIVERSIDE TRANSPORTATION</p> <p>APPROVED BY: <i>[Signature]</i></p> <p>DESIGNED BY: <i>[Signature]</i></p> <p>DATE: 10/21/25</p>	<p><b>HOMELAND MDP LINE 2</b></p> <p><b>STAGE 2</b></p> <p>TRAFFIC CONTROL PLAN</p>	<p>PROJECT NO. <b>4-0-00337</b></p> <p>DRAWING NO. <b>4-1009</b></p> <p>SHEET NO. <b>11 OF 11</b></p>
---	---	---

