

**SUBMITTAL TO THE BOARD OF SUPERVISORS
COUNTY OF RIVERSIDE, STATE OF CALIFORNIA**

715 A



FROM: Don Kent, Treasurer/Tax Collector


SUBMITTAL DATE:
August 2, 2012

SUBJECT: Treasurer's Monthly Statement of County and School Funds

RECOMMENDED MOTION: That the Board of Supervisors receives and files the attached Treasurer's "Monthly Statement of County and School Funds" for July 2012.

BACKGROUND: The Treasurer's "Monthly Statement of County and School Funds" for July 2012 is being submitted to the Board of Supervisors pursuant to the requirements of Section 27063 of the Government Code. The attached reconciled report for the month ending July 2012 shows total receipts and disbursements for each fund for the report period, including outstanding investments.

Departmental Concurrence




Don Kent, Treasurer-Tax Collector

| | | | | |
|-----------------------|-------------------------------|------|-------------------------|-----------|
| FINANCIAL DATA | Current F.Y. Total Cost: | \$ 0 | In Current Year Budget: | 0 |
| | Current F.Y. Net County Cost: | \$ 0 | Budget Adjustment: | No |
| | Annual Net County Cost: | \$ 0 | For Fiscal Year: | 2012/2013 |

| | | |
|-------------------------|----------------------------------|--------------------------|
| SOURCE OF FUNDS: | Positions To Be Deleted Per A-30 | <input type="checkbox"/> |
| | Requires 4/5 Vote | <input type="checkbox"/> |

C.E.O. RECOMMENDATION: APPROVE

BY: 
Karen L. Johnson


County Executive Office Signature

- Policy
- Policy
- Consent
- Consent

MINUTES OF THE BOARD OF SUPERVISORS

On motion of Supervisor Tavaglione, seconded by Supervisor Benoit and duly carried, IT WAS ORDERED that the above matter is received and filed as recommended.

Ayes: Buster, Tavaglione, Benoit and Ashley
Nays: None
Absent: Stone
Date: August 28, 2012
xc: Treasurer

Kecia Harper-Ihem
Clerk of the Board
By: 
Deputy

Dep't Recomm.:
Per Exec. Ofc.:

Riverside County Fund Summary Report

7/1/12 - 7/31/12

| Fund | Fund Name | Balance Forward | Total Debits | Total Credits | Investments | Total |
|--------|--------------------------------|--------------------|------------------|------------------|-------------|------------------|
| 010000 | GENERAL FUND | \$101,782,969.68 | \$402,907,027.16 | \$333,180,438.95 | 0.00 | \$171,509,557.89 |
| 010100 | COUNTY CLEARING | (\$114,310,392.20) | \$998,651,626.20 | \$866,155,483.20 | 0.00 | \$18,185,750.80 |
| 011008 | CRT SVS AB709 AUTOMATED TR FD | \$2,445,038.12 | \$0.00 | \$182,118.74 | 0.00 | \$2,262,919.38 |
| 011009 | AB 818 PROP TX ADMIN PROGRAM | \$1,928,965.67 | \$0.00 | \$0.00 | 0.00 | \$1,928,965.67 |
| 011011 | AUDITORS TRUST - FORGED | (\$183,219.07) | \$0.00 | \$503.00 | 0.00 | (\$183,722.07) |
| 011012 | AUDITORS TRUST-UNDISTR R | \$7,130.74 | \$197.00 | \$1,558.88 | 0.00 | \$5,768.86 |
| 011013 | AUTO THEFT ALLOCATION | \$552,714.31 | \$1,540.93 | \$82,157.98 | 0.00 | \$472,097.26 |
| 011016 | CITATION SIGN-OFF | \$118,749.44 | \$722.20 | \$0.00 | 0.00 | \$119,471.64 |
| 011017 | CONSUMER PROTECTION PROS. FUND | \$10,029,734.74 | \$45,750.00 | \$908,323.00 | 0.00 | \$9,167,161.74 |
| 011018 | DA FORFEITED ASSET TRUST | \$826,961.33 | \$11,992.35 | \$3,548.60 | 0.00 | \$835,405.08 |
| 011019 | DA VEHICLE THEFT ALLOC | \$79,784.19 | \$0.00 | \$0.00 | 0.00 | \$79,784.19 |
| 011021 | SOCIAL SERVICES-REALIGNMENT | \$0.01 | \$0.00 | \$0.00 | 0.00 | \$0.01 |
| 011022 | DRUG PREVENTION-EDUCATION | \$1,504,528.39 | \$0.00 | \$306,983.64 | 0.00 | \$1,197,544.75 |
| 011024 | PROP 36 SA/CRIME PREV | \$327,054.80 | \$131.04 | \$0.00 | 0.00 | \$327,185.84 |
| 011026 | FEDERAL ASSET SHARE | \$1,669,513.39 | \$41,102.60 | \$390,635.20 | 0.00 | \$1,319,980.79 |
| 011028 | DA ASSET FORF | \$1,071,360.50 | \$409.04 | \$0.00 | 0.00 | \$1,071,769.54 |
| 011029 | D.A. TAX INTERCEPT REFUN | \$13,215.88 | \$0.00 | \$0.00 | 0.00 | \$13,215.88 |
| 011030 | DEPT OF HEALTH- REALIGNMENT | \$0.00 | \$0.00 | \$0.00 | 0.00 | \$0.00 |
| 011031 | INCENTIVES | \$608,079.00 | \$243.69 | \$0.00 | 0.00 | \$608,322.69 |
| 011032 | MENTAL HEALTH-REALIGNMENT | \$0.00 | \$0.00 | \$0.00 | 0.00 | \$0.00 |
| 011034 | NIGHT COURT ASSESWST RIV JUD | \$166,808.98 | \$69.53 | \$0.00 | 0.00 | \$166,878.51 |
| 011036 | PROP 99 GEN CHDP | \$8,025.04 | \$3.21 | \$0.00 | 0.00 | \$8,028.25 |
| 011037 | PROP 99 GEN CHDP | \$4,100.69 | \$1.65 | \$0.00 | 0.00 | \$4,102.34 |
| 011038 | EMERGENCY MEDICAL SVS SB12 | \$8,730,167.27 | \$9,314.44 | \$1,514,704.56 | 0.00 | \$7,224,777.15 |
| 011039 | CFD88-4 TRUST | \$4,298,325.16 | \$0.00 | \$0.00 | 0.00 | \$4,298,325.16 |
| 011040 | RECORDERS VITAL & HEALTH STATI | \$558,299.15 | \$1,168.60 | \$790.37 | 0.00 | \$558,677.38 |
| 011041 | REAL ESTATE FRAUD PROSECUTION | \$462,985.70 | \$5,818.50 | \$203,677.80 | 0.00 | \$265,126.40 |
| 011042 | R F U ASSET FORFEITURE | \$474,097.09 | \$83.58 | \$0.00 | 0.00 | \$474,180.67 |
| 011046 | VITAL & HEALTH STATISTICS | \$758,364.64 | \$20,741.50 | \$22,926.10 | 0.00 | \$756,180.04 |
| 011047 | BRADLEY RD. #4-5 REDEMPTION | \$6,176,982.89 | \$355,176.00 | \$0.00 | 0.00 | \$6,532,158.89 |
| 011048 | AB2086 ALCOHOL CONTROL T | \$1,226,748.22 | \$0.00 | \$1,000,000.00 | 0.00 | \$226,748.22 |
| 011050 | AB 189 ASSESSMENT | \$1,202,713.34 | \$24,747.23 | \$0.00 | 0.00 | \$1,227,460.57 |
| 011051 | LLEBG 2001 GRANT PROBATION | \$0.58 | \$0.00 | \$0.00 | 0.00 | \$0.58 |
| 011053 | CIWMB LOCAL ENDORCEMENT | \$39,865.95 | \$16.02 | \$3,598.95 | 0.00 | \$36,283.02 |
| 011054 | COURTHOUSE TEMP CONST FU | \$7,413,127.61 | \$27,262.08 | \$0.00 | 0.00 | \$7,440,389.69 |
| 011055 | DOMESTIC VIOLENCE PROGRAM | \$1,135,772.03 | \$2,369.00 | \$0.00 | 0.00 | \$1,138,141.03 |
| 011056 | DPSS GRANTS TRUST | \$9,446,739.76 | \$872,661.00 | \$986,072.00 | 0.00 | \$9,333,328.76 |

Riverside County

Fund Summary Report

7/1/12 - 7/31/12

| Fund | Fund Name | Balance Forward | Total Debits | Total Credits | Investments | Total |
|--------|--------------------------------|-----------------|-----------------|-----------------|-------------|-----------------|
| 011059 | HAZARDOUS WASTE GENERATO | \$2,997,897.79 | \$336,131.72 | \$99,541.54 | 0.00 | \$3,234,487.97 |
| 011060 | TAX LOSSES RESERVE FUND | \$18,819,117.41 | \$15,995,401.21 | \$0.00 | 0.00 | \$34,814,518.62 |
| 011061 | TAX RESOURCES FUND | \$247,694.51 | \$0.00 | \$0.00 | 0.00 | \$247,694.51 |
| 011062 | DIF PROGRAM ADMIN | \$425,674.44 | \$1,622.95 | \$14,622.63 | 0.00 | \$412,674.76 |
| 011063 | DPSS WELFARE ADV | \$7,696,371.45 | \$27,404,737.20 | \$32,253,833.81 | 0.00 | \$2,847,274.84 |
| 011064 | TB PREV & CONTROL ALA AWARD | \$1,123,206.17 | \$336,185.69 | \$0.00 | 0.00 | \$1,446,264.51 |
| 011065 | REGISTRATION MOBILE HOME | \$221,270.54 | \$0.00 | \$0.00 | 0.00 | \$221,270.54 |
| 011067 | SHERIFF WRIT ASSESSMENT | \$3,010,273.54 | \$0.00 | \$1,000,000.00 | 0.00 | \$2,010,273.54 |
| 011068 | PROBATION DEPT | \$2.47 | \$0.00 | \$0.00 | 0.00 | \$2.47 |
| 011069 | COUNTY EXEC OFFICE | \$5,541,017.30 | \$28,471.57 | \$0.00 | 0.00 | \$5,569,488.87 |
| 011072 | YOUTH PROTECTION | \$671,224.64 | \$0.00 | \$1,309.85 | 0.00 | \$669,914.79 |
| 011076 | RECORDER AUTOMATION FUND | \$19,231,647.88 | \$25,219.50 | \$47,186.51 | 0.00 | \$19,209,680.87 |
| 011077 | RECORDER MICROFILMER | \$4,591,941.34 | \$3,951.00 | \$0.00 | 0.00 | \$4,595,892.34 |
| 011078 | GRADING PERFORMANCE BONDS | \$269.07 | \$0.11 | \$0.00 | 0.00 | \$269.18 |
| 011079 | SPEC COND IMPROV SEC | \$13,871.72 | \$5.56 | \$0.01 | 0.00 | \$13,877.27 |
| 011081 | J. EDWARD EBERLY MEM. | \$38,961.18 | \$15.93 | \$0.00 | 0.00 | \$38,977.11 |
| 011082 | DEAN STOUT MEMORIAL | \$203.62 | \$0.00 | \$0.00 | 0.00 | \$203.62 |
| 011084 | LOCAL LEAD TOBACCO EDUCATION | \$132,919.16 | \$1,119.53 | \$42,515.03 | 0.00 | \$91,523.66 |
| 011085 | BOOKING FEE RECOVERY | \$7,124,636.30 | \$2,703.02 | \$2,946,207.86 | 0.00 | \$4,181,131.46 |
| 011086 | FAMILY SUPPORT REIMBURSEMENT | \$111,267.83 | \$2,957,718.77 | \$2,958,241.95 | 0.00 | \$110,744.65 |
| 011087 | AUTO COUNTY WARRANT | \$637,749.84 | \$0.00 | \$43,302.87 | 0.00 | \$594,446.97 |
| 011088 | PUBLIC SAFETY INTERN ACADEMY | \$3,581.82 | \$0.00 | \$0.00 | 0.00 | \$3,581.82 |
| 011089 | LOCAL ENFORCE AGENCY TIP FEES | \$583,705.72 | \$0.00 | \$17,500.00 | 0.00 | \$566,205.72 |
| 011092 | PROP 10 PRESCHOOL | \$294,163.18 | \$411,457.52 | \$271,062.56 | 0.00 | \$434,558.14 |
| 011093 | PROP 10 CHILDRENS CENTER | \$42,503.18 | \$17.03 | \$38,586.46 | 0.00 | \$3,933.75 |
| 011095 | SUB ABUSE SGF FUNDS | \$0.00 | \$0.00 | \$0.00 | 0.00 | \$0.00 |
| 011096 | SUB ABUSE- FEDERAL FUNDS | \$0.10 | \$0.00 | \$0.00 | 0.00 | \$0.10 |
| 011097 | STAE DOMESTIC PREP | \$1,746.62 | \$0.70 | \$0.00 | 0.00 | \$1,747.32 |
| 011098 | AIR QUALITY PROGRAM | \$104,933.34 | \$5,215.31 | \$1,177.60 | 0.00 | \$108,971.05 |
| 011099 | WIND IMPLEMENT MONITOR PROG | \$265,941.27 | \$106.57 | \$0.00 | 0.00 | \$266,047.84 |
| 011100 | WIND ENERGY CONVERSION SYSTEM | \$746,477.56 | \$299.15 | \$0.00 | 0.00 | \$746,776.71 |
| 011101 | PLANNING SPECIAL PROJECTS | \$139,822.54 | \$56.04 | \$56,457.70 | 0.00 | \$83,420.88 |
| 011102 | CHA ANIMAL CONTROL SERVICES | \$99,411.94 | \$0.00 | \$0.00 | 0.00 | \$99,411.94 |
| 011103 | STSA ESCROW | \$3,392,666.84 | \$1,359.61 | \$0.00 | 0.00 | \$3,394,026.45 |
| 011109 | COMMUNITY HEALTH DONATIONS | \$67,407.76 | \$1,069.06 | \$1,856.86 | 0.00 | \$66,619.96 |
| 011110 | ROBERT HOWIE MON FUND | \$31,171.11 | \$0.00 | \$0.00 | 0.00 | \$31,171.11 |
| 011114 | TEMESCAL VALLEY - SYNAGRO FUND | \$1,845,909.09 | \$0.00 | \$0.00 | 0.00 | \$1,845,909.09 |

Riverside County Fund Summary Report 7/1/12 - 7/31/12

| Fund | Fund Name | Balance Forward | Total Debits | Total Credits | Investments | Total |
|--------|--------------------------------|-----------------|-----------------|---------------|-------------|------------------|
| 011115 | MENTAL HEALTH SERVICES | \$75,952,567.83 | \$35,747,080.03 | \$0.00 | 0.00 | \$111,699,647.86 |
| 011116 | MOSQUITO CONTROL-VBDS | \$51,581.78 | \$20.67 | \$0.00 | 0.00 | \$51,602.45 |
| 011117 | JAG-2005 DJ-BX-0176 | \$938.28 | \$0.38 | \$0.01 | 0.00 | \$938.65 |
| 011118 | DOI AUTO INSURANCE FRAUD | \$27,788.80 | \$8,355.77 | \$0.00 | 0.00 | \$36,144.57 |
| 011120 | JAG-2006 DJ-BX-0076 | \$1.11 | \$0.00 | \$0.00 | 0.00 | \$1.11 |
| 011121 | OPEB DESIGNATED FUNDS | \$387.60 | \$118,092.88 | \$82.84 | 0.00 | \$118,397.64 |
| 011123 | INDIAN GAMING SPC DIST. | \$330,851.14 | \$132.59 | \$0.00 | 0.00 | \$330,983.73 |
| 011126 | YOUTHFUL OFFENDER BLOCK GRANT | \$133,042.85 | \$46,866.62 | \$191,210.91 | 0.00 | (\$11,301.44) |
| 011127 | JAG -2007 DJ-BX-0456 | \$0.00 | \$0.00 | \$0.00 | 0.00 | \$0.00 |
| 011128 | SOCIAL SECURITY TRUNCATION | \$1,019,114.42 | \$3,972.00 | \$0.00 | 0.00 | \$1,023,086.42 |
| 011129 | ELECTRONIC RECORDING FEE | \$846,029.76 | \$3,972.00 | \$2,978.37 | 0.00 | \$847,023.39 |
| 011130 | IDYLLWILD LIBRARY EXPANSION | \$0.03 | \$0.00 | \$0.00 | 0.00 | \$0.03 |
| 011131 | PARIMUTUEL IN-LIEU | \$24,623.74 | \$0.00 | \$0.00 | 0.00 | \$24,623.74 |
| 011133 | CRIMINAL FORFEIT ADJUDICATED | \$89,976.54 | \$33.58 | \$0.00 | 0.00 | \$90,010.12 |
| 011135 | AB158 PECHANGA | \$124,080.82 | \$58.30 | \$2,755.32 | 0.00 | \$121,383.80 |
| 011136 | AB158 MORONGO | \$307,426.59 | \$148.19 | \$66,092.14 | 0.00 | \$241,482.64 |
| 011137 | AB158 CABAZON | \$393.53 | \$0.16 | \$0.01 | 0.00 | \$393.68 |
| 011138 | AB158 AUGUSTINE | \$24,783.83 | \$37.53 | \$10,280.01 | 0.00 | \$14,541.35 |
| 011139 | AB158 AGUA CALIENTE | \$49,829.42 | \$33.21 | \$42,842.65 | 0.00 | \$7,019.98 |
| 011140 | AB158 TWENTY-NINE PALMS | \$24.38 | \$5.96 | \$0.00 | 0.00 | \$30.34 |
| 011142 | ILLEGAL DUMPING PROGRAM | \$102,498.12 | \$41.08 | \$26,937.51 | 0.00 | \$75,601.69 |
| 011143 | AB 158 CASINO MORONGO DA | \$94,894.48 | \$50.56 | \$51,234.00 | 0.00 | \$43,711.04 |
| 011144 | AB 158 PECHANGA RESORT DA | \$114,766.50 | \$61.31 | \$62,611.00 | 0.00 | \$52,216.81 |
| 011145 | AB 158 SOBOBA CASINO DA | \$411,202.48 | \$55.76 | \$52,691.00 | 0.00 | \$358,567.24 |
| 011146 | AB 158 SPOTLIGHT 29 CASINO DA | \$14,481.62 | \$7.73 | \$7,848.01 | 0.00 | \$6,641.34 |
| 011147 | AB 158 AUGUSTINE CASINO | \$96.21 | \$0.04 | \$0.00 | 0.00 | \$96.25 |
| 011148 | JAG ARRA FY09 | \$281,798.50 | \$130.83 | \$8,240.81 | 0.00 | \$273,688.52 |
| 011149 | DISPUTE RESOLUTION PROGRAM | \$461,991.10 | \$0.00 | \$70,479.75 | 0.00 | \$391,511.35 |
| 011151 | DA LAW ENFORCEMENT TRAINING | \$187,661.75 | \$67.09 | \$0.00 | 0.00 | \$187,728.84 |
| 011152 | DA EXPERT WITNESS | \$30,368.04 | \$8.63 | \$0.00 | 0.00 | \$30,376.67 |
| 011153 | Evidence Based Prob SUPVN JAGX | \$1,321.36 | \$0.00 | \$0.00 | 0.00 | \$1,321.36 |
| 011154 | EDA ENERGY CONSERVATION FUND | \$239,462.42 | \$4,795.46 | \$3,054.46 | 0.00 | \$241,203.42 |
| 011155 | JAG 2010 DJ BX 0339 | \$0.00 | \$0.00 | \$0.00 | 0.00 | \$0.00 |
| 011156 | AUTO INSURANCE FRAUD-URBAN | \$49,086.39 | \$18.87 | \$0.00 | 0.00 | \$49,105.26 |
| 011157 | LIFE & ANNUITY CONSUMER PROTEC | \$62,539.46 | \$28.54 | \$13,775.00 | 0.00 | \$48,793.00 |
| 011158 | WORKERS COMPENSATION INS FRAUD | \$91,131.01 | \$55.32 | \$0.01 | 0.00 | \$91,186.32 |
| 011159 | Fantasy Springs Casino | \$213,141.21 | \$96.75 | \$98,534.00 | 0.00 | \$114,703.96 |

Riverside County Fund Summary Report 7/1/12 - 7/31/12

| Fund | Fund Name | Balance Forward | Total Debits | Total Credits | Investments | Total |
|--------|--------------------------------|-----------------|-----------------|-----------------|-------------|-----------------|
| 011160 | Spa Casino & Agua Caliente Cas | \$133,160.20 | \$71.17 | \$72,812.00 | 0.00 | \$60,419.37 |
| 011161 | County Local Revenue Fund 2011 | \$1,561.74 | \$15,118.95 | \$2,852.14 | 0.00 | \$13,828.55 |
| 011162 | AB118 COMM CORRECTIONS PARTNER | \$0.00 | \$0.00 | \$0.00 | 0.00 | \$0.00 |
| 011163 | AB118 ONE TIME STARTUP COSTS | (\$824.29) | \$1,398.78 | \$5.07 | 0.00 | \$569.42 |
| 011164 | SB678-(CCPIF) INCENTIVE FUNDS | \$6,717,546.00 | \$1,953.22 | \$1,048,897.96 | 0.00 | \$5,670,601.26 |
| 011165 | JAG 2011-DJ-BX-2330 | \$67,666.76 | \$39.80 | \$44,427.61 | 0.00 | \$23,278.95 |
| 011166 | AB158 Soboba FY 10-11 | \$115,554.02 | \$59.65 | \$66,816.34 | 0.00 | \$48,797.33 |
| 011167 | LOCAL REVENUE FUND 2011 | \$38,512,845.04 | \$13,362,464.64 | \$31,669,244.72 | 0.00 | \$20,206,064.96 |
| 015000 | SPECIAL ACCOUNTING | \$3,134,869.74 | \$94,986.34 | \$25,941.99 | 0.00 | \$3,203,914.09 |
| 015100 | ADMINISTRATION | \$937,940.63 | \$1,522,402.44 | \$1,667,514.42 | 0.00 | \$792,828.65 |
| 015104 | FC-LMS SURCHARGE | \$0.00 | \$903.74 | \$1.00 | 0.00 | \$902.74 |
| 015105 | FLOOD CONTROL FUNDED LEAVE BAL | \$1,581,648.34 | \$16,938.00 | \$0.00 | 0.00 | \$1,598,586.34 |
| 020000 | TRANSPORTATION | \$10,455,229.97 | \$16,844,915.93 | \$16,214,201.35 | 0.00 | \$11,085,944.55 |
| 020001 | I-10 INTERCHANGE REIMBURSEMENT | \$1,886,891.51 | \$94,763.86 | \$0.01 | 0.00 | \$1,981,655.36 |
| 020002 | COUNTY TRANS DEVELOPMENT | \$177,275.80 | \$71.05 | \$175,000.00 | 0.00 | \$2,346.85 |
| 020004 | TRANS DEV-ACT-ART3 | \$146,057.08 | \$416,608.82 | \$99,000.00 | 0.00 | \$463,665.90 |
| 020006 | ROAD DEPOSITS TRUST | \$6,519,180.29 | \$15,247.17 | \$69,380.52 | 0.00 | \$6,465,046.94 |
| 020007 | ROAD MEASURE A | \$18,212,459.91 | \$962,523.80 | \$2,802,449.10 | 0.00 | \$16,372,534.61 |
| 020008 | TRANSPORTATION EQUIPMENT | \$1,745,875.53 | \$1,111,832.11 | \$568,597.07 | 0.00 | \$2,289,110.57 |
| 020009 | DEV CONTRIBUTIONS | \$36,888,996.26 | \$524,438.45 | \$561,766.84 | 0.00 | \$36,851,667.87 |
| 020011 | TUMF EARLY RECORDATION FEES | \$0.00 | \$0.00 | \$0.00 | 0.00 | \$0.00 |
| 020012 | PROP 1 B HIGHWAY SAFETY BOND A | \$25,352,051.68 | \$136,828.41 | \$1,239,966.77 | 0.00 | \$24,248,913.32 |
| 020013 | HUTA 2103 | \$21,252,545.48 | \$2,248,956.22 | \$3,963,156.02 | 0.00 | \$19,538,345.68 |
| 020200 | TRANSPORTATION & LAND MANAGEM | \$3,515,430.30 | \$760,217.60 | \$898,943.93 | 0.00 | \$3,376,703.97 |
| 020201 | ORD 6710DEPOSIT BASED FEES | \$18,834,527.72 | \$1,517,480.24 | \$1,570,651.11 | 0.00 | \$18,781,356.85 |
| 020202 | ORD 671 DEPOSIT BASED FEES | \$624,026.90 | \$7,940.78 | \$4,271.19 | 0.00 | \$627,696.49 |
| 020203 | LAND MANAGEMENT SYSTEM | \$5,075,804.08 | \$27,947.60 | \$0.00 | 0.00 | \$5,103,751.68 |
| 020204 | GIS COST | \$10,139,256.54 | \$42,867.84 | \$581.53 | 0.00 | \$10,181,542.85 |
| 020205 | ENVIRONMENTAL PROGRAM | \$247,642.81 | \$66,255.57 | \$134,853.98 | 0.00 | \$179,044.40 |
| 020206 | LABORDE OHV GRANT | \$336,602.75 | \$134.90 | \$0.00 | 0.00 | \$336,737.65 |
| 020207 | Conservation Land Bank EPD | \$911,326.20 | \$349.29 | \$0.00 | 0.00 | \$911,675.49 |
| 020250 | BUILDING PERMITS | \$6,002,824.11 | \$415,309.29 | \$351,629.08 | 0.00 | \$6,066,504.32 |
| 020260 | SURVEY | \$1,186,722.76 | \$435,714.19 | \$252,968.76 | 0.00 | \$1,369,468.19 |
| 020261 | SURVEY - MONUMENT PRESERVATION | \$888,164.92 | \$956.07 | \$0.00 | 0.00 | \$889,120.99 |
| 020270 | CODE ENFORCEMENT COST | \$651,084.74 | \$50,034.20 | \$0.00 | 0.00 | \$701,118.94 |
| 020300 | LANDSCAPE MAINTENANCE DISTRICT | \$58,528.59 | \$2,522.66 | \$0.00 | 0.00 | \$61,051.25 |
| 020301 | LANDSCAP ZONE 1 | \$28,765.19 | \$10.92 | \$2,650.11 | 0.00 | \$26,126.00 |

Riverside County Fund Summary Report 7/1/12 - 7/31/12

| Fund | Fund Name | Balance Forward | Total Debits | Total Credits | Investments | Total |
|--------|-----------------------------|-----------------|--------------|---------------|-------------|--------------|
| 020302 | LANDSCAPE MAINT ZONE 3 | \$43,664.21 | \$16.82 | \$2,080.35 | 0.00 | \$41,600.68 |
| 020303 | LANDSCAPE ZONE 4 | \$143,316.78 | \$59,761.51 | \$29,907.38 | 0.00 | \$173,170.91 |
| 020304 | LANDSCAPE ZONE 5 | \$98,107.24 | \$23,464.74 | \$28,863.34 | 0.00 | \$92,708.64 |
| 020305 | LANDSCAPE MAINT DIST ZONE 6 | \$4,790.53 | \$1.64 | \$421.84 | 0.00 | \$4,370.33 |
| 020306 | LANDSCAPE ZONE 7 | \$26,116.94 | \$10.17 | \$316.54 | 0.00 | \$25,810.57 |
| 020307 | LANDSCAPE ZONE 8 | \$53,174.94 | \$18.46 | \$13,361.91 | 0.00 | \$39,831.49 |
| 020308 | LANDSCAPE ZONE 9 | \$18,196.80 | \$6.40 | \$1,249.71 | 0.00 | \$16,953.49 |
| 020309 | LANDSCAPE ZONE 10 | \$20,348.90 | \$11.91 | \$4,247.32 | 0.00 | \$16,113.49 |
| 020310 | LANDSCAPE ZONE 14 | \$53,054.72 | \$18.08 | \$9,752.50 | 0.00 | \$43,320.30 |
| 020311 | LANDSCAPE ZONE16 | \$258,996.71 | \$114.70 | \$43,362.78 | 0.00 | \$215,748.63 |
| 020312 | LANDSCAPE ZONE 17 | \$14,517.04 | \$5.07 | \$1,231.90 | 0.00 | \$13,290.21 |
| 020313 | LANDSCAPE ZONE 19 | \$52,268.51 | \$19.09 | \$4,903.89 | 0.00 | \$47,383.71 |
| 020315 | LANDSCAPE ZONE 21 | \$33,436.86 | \$12.13 | \$1,443.07 | 0.00 | \$32,005.92 |
| 020316 | TRANS TLMA | \$78,057.65 | \$29.26 | \$4,696.69 | 0.00 | \$73,390.22 |
| 020317 | TLMA TRANS | \$62,980.02 | \$23.41 | \$2,722.90 | 0.00 | \$60,280.53 |
| 020318 | TLMA TRANS | \$51.13 | \$0.02 | \$0.00 | 0.00 | \$51.15 |
| 020319 | TLMA TRANS | \$82,415.60 | \$29.92 | \$3,847.15 | 0.00 | \$78,598.37 |
| 020320 | TLMA TRANS | \$17,405.94 | \$11.26 | \$549.83 | 0.00 | \$16,867.37 |
| 020321 | TLMA TRANS | \$19,817.91 | \$7.54 | \$9,272.13 | 0.00 | \$10,553.32 |
| 020322 | TLMA TRANS | \$365.90 | \$0.15 | \$0.00 | 0.00 | \$366.05 |
| 020323 | TLMA TRANS | \$0.00 | \$0.00 | \$0.00 | 0.00 | \$0.00 |
| 020324 | TLMA TRANS | \$1,093.00 | \$0.41 | \$0.00 | 0.00 | \$1,093.41 |
| 020325 | TLMA TRANS | \$380.73 | \$0.10 | \$47.44 | 0.00 | \$333.39 |
| 020326 | TLMA TRANS | \$261.74 | \$0.05 | \$40.65 | 0.00 | \$221.14 |
| 020327 | TLMA TRANS | \$864.67 | \$0.28 | \$31.62 | 0.00 | \$833.33 |
| 020328 | TLMA TRANS | \$50.48 | \$0.03 | \$0.01 | 0.00 | \$50.50 |
| 020329 | LMD89 ZONE 1 | \$859.62 | \$0.31 | \$15.82 | 0.00 | \$844.11 |
| 020330 | LMD 89 ZONE 8 | \$0.00 | \$0.00 | \$0.00 | 0.00 | \$0.00 |
| 020331 | LMD 89 ZONE 9 | \$10,512.36 | \$3.99 | \$0.01 | 0.00 | \$10,516.34 |
| 020332 | LMD 89 ZONE 10 | \$251.94 | \$0.10 | \$0.00 | 0.00 | \$252.04 |
| 020333 | LMD 89 ZONE 11 | \$1,306.05 | \$0.53 | \$0.00 | 0.00 | \$1,306.58 |
| 020334 | LMD89 ZONE 22 | \$5,689.33 | \$2.28 | \$0.00 | 0.00 | \$5,691.61 |
| 020335 | LMD 89 ZONE 13 | \$556.16 | \$0.02 | \$106.55 | 0.00 | \$449.63 |
| 020336 | LMD STL ZONE 14 | \$212.69 | \$0.05 | \$15.82 | 0.00 | \$196.92 |
| 020337 | LMD 89 ZONE 15 | \$596.55 | \$0.26 | \$31.62 | 0.00 | \$565.19 |
| 020338 | LMD 89 ZONE 16 | \$1,181.78 | \$0.33 | \$99.61 | 0.00 | \$1,082.50 |
| 020339 | LMD 89 ZONE 17 | \$6,934.13 | \$2.60 | \$15.82 | 0.00 | \$6,920.91 |

Riverside County Fund Summary Report 7/1/12 - 7/31/12

| Fund | Fund Name | Balance Forward | Total Debits | Total Credits | Investments | Total |
|--------|-------------------------------|-----------------|--------------|---------------|-------------|--------------|
| 020340 | LMD 89 ZONE 18 | \$0.00 | \$0.00 | \$0.00 | 0.00 | \$0.00 |
| 020341 | LMD 89 ZONE 20 | \$631.67 | \$0.20 | \$50.02 | 0.00 | \$581.85 |
| 020342 | LMD 89 ZONE 21 | \$197.32 | \$0.06 | \$15.82 | 0.00 | \$181.56 |
| 020343 | LMD 89 ZONE 22 | \$780.83 | \$0.21 | \$47.44 | 0.00 | \$733.60 |
| 020344 | LMD 89 ZONE 23 | \$0.00 | \$0.00 | \$0.00 | 0.00 | \$0.00 |
| 020345 | LMD 89 ZONE 24 | \$49.12 | \$0.02 | \$0.00 | 0.00 | \$49.14 |
| 020346 | LMD 89 ZONE 25 | \$1,617.38 | \$0.60 | \$0.00 | 0.00 | \$1,617.98 |
| 020347 | LMD 89 ZONE 27 | \$0.00 | \$0.00 | \$0.00 | 0.00 | \$0.00 |
| 020348 | LMD 89 ZONE 27 | \$42.23 | \$0.02 | \$0.00 | 0.00 | \$42.25 |
| 020349 | LMD 89 ZONE 34 | \$32,667.92 | \$12.41 | \$796.70 | 0.00 | \$31,883.63 |
| 020350 | LMD 89 ZONE 11 | \$10,318.40 | \$2.62 | \$3,142.67 | 0.00 | \$7,178.35 |
| 020351 | LMD 89 ZONE 31 | \$43,175.04 | \$16.47 | \$1,193.27 | 0.00 | \$41,998.24 |
| 020352 | LMD 89 ZONE 36 | \$28,406.47 | \$10.49 | \$214.64 | 0.00 | \$28,202.32 |
| 020353 | LMD 89 ZONE 37 | \$37.51 | \$0.01 | \$0.00 | 0.00 | \$37.52 |
| 020354 | LMD 89 ZONE 38 | \$42.57 | \$0.02 | \$0.00 | 0.00 | \$42.59 |
| 020355 | LANDSCAPE & LMD #89-1,ZONE 39 | \$21,209.23 | \$8.03 | \$1,229.67 | 0.00 | \$19,987.59 |
| 020356 | LANDSCAPE & LMD #89 ZONE 41 | \$514.51 | \$0.21 | \$412.51 | 0.00 | \$102.21 |
| 020357 | LANDSCAPE & LMD #89 ZONE 42 | \$49.23 | \$0.02 | \$0.00 | 0.00 | \$49.25 |
| 020358 | LANDSCAPE & LMD #89 ZONE 43 | \$170,022.04 | \$76.41 | \$28,610.32 | 0.00 | \$141,488.13 |
| 020359 | LANDSCAPE & LMD #89 ZONE 44 | \$356,063.31 | \$142.01 | \$13,344.84 | 0.00 | \$342,860.48 |
| 020360 | LANDSCAPE&LMD #89 ZONE 45 | \$56,505.03 | \$20.48 | \$6,171.07 | 0.00 | \$50,354.44 |
| 020361 | LANDSCAPE & LMD #89 ZONE 46 | \$4,104.18 | \$3.29 | \$1,884.98 | 0.00 | \$2,222.49 |
| 020362 | LANDSCAPE & LMD #89 ZONE 47 | \$92.96 | \$0.04 | \$0.00 | 0.00 | \$93.00 |
| 020363 | L&LMD 89-1CZONE 49 | \$99.93 | \$0.04 | \$0.00 | 0.00 | \$99.97 |
| 020364 | LANDSCAPE & LMD #89 ZONE 51 | \$50.44 | \$0.02 | \$0.00 | 0.00 | \$50.46 |
| 020365 | LANDSCAPE & LMD #89 ZONE 53 | \$17,088.93 | \$14.61 | \$11,465.02 | 0.00 | \$5,638.52 |
| 020366 | LANDSCAPE & LMD #89 ZONE 55 | \$25,492.97 | \$9.64 | \$31.59 | 0.00 | \$25,471.02 |
| 020367 | LANDSCAPE & LMD #89 ZONE 19 | \$307.96 | \$0.09 | \$15.82 | 0.00 | \$292.23 |
| 020368 | LANDSCAPE & LMD #89ZONE 26 | \$50.51 | \$0.02 | \$0.00 | 0.00 | \$50.53 |
| 020369 | LANDSCAPE & LMD #89 ZONE 28 | \$0.00 | \$0.00 | \$0.00 | 0.00 | \$0.00 |
| 020370 | LANDSCAPE & LMD #89 ZONE 29 | \$2,785.02 | \$0.97 | \$78.13 | 0.00 | \$2,707.86 |
| 020371 | LANDSCAPE & LMD #89 ZONE30 | \$474.09 | \$0.16 | \$19.54 | 0.00 | \$454.71 |
| 020372 | LANDSCAPE & LMD #89 ZONE 31 | \$345.04 | \$0.10 | \$15.45 | 0.00 | \$329.69 |
| 020373 | LANDSCAPE & LMD #89 ZONE 32 | \$0.00 | \$0.00 | \$0.00 | 0.00 | \$0.00 |
| 020374 | LANDSCAPE & LMD #89 ZONE 35 | \$50.48 | \$0.02 | \$0.00 | 0.00 | \$50.50 |
| 020375 | LANDSCAPE&LMD #89 ZONE 36 | \$808.64 | \$0.29 | \$30.89 | 0.00 | \$778.04 |
| 020376 | LANDSCAPE & LMD #89 ZONE 37 | \$263.33 | \$0.03 | \$50.54 | 0.00 | \$212.82 |

Riverside County

Fund Summary Report

7/1/12 - 7/31/12

| Fund | Fund Name | Balance Forward | Total Debits | Total Credits | Investments | Total |
|--------|----------------------------|-----------------|--------------|---------------|-------------|--------------|
| 020377 | LANDSCAPE &LMD #89 ZONE 38 | \$459.24 | \$0.14 | \$15.45 | 0.00 | \$443.93 |
| 020378 | LANDSCAPE &LMD #89 ZONE 39 | \$135.72 | \$0.02 | \$15.82 | 0.00 | \$119.92 |
| 020379 | LANDSCAPE &LMD #89 ZONE 41 | \$794.36 | \$0.25 | \$12.12 | 0.00 | \$782.49 |
| 020380 | LANDSCAPE &LMD #89 ZONE 42 | \$3,058.06 | \$1.23 | \$31.62 | 0.00 | \$3,027.67 |
| 020381 | LANDSCAPE &LMD #89 ZONE 43 | \$2,083.92 | \$0.82 | \$0.00 | 0.00 | \$2,084.74 |
| 020382 | LANDSCAPE &LMD #89 ZONE 44 | \$789.24 | \$0.35 | \$68.35 | 0.00 | \$721.24 |
| 020383 | LANDSCAPE &LMD #89 ZONE 45 | \$64.93 | \$0.00 | \$18.68 | 0.00 | \$46.25 |
| 020384 | LANDSCAPE &LMD #89 ZONE 46 | \$1,340.48 | \$0.54 | \$0.00 | 0.00 | \$1,341.02 |
| 020385 | LBLMD 89-1_STL ZONE 47 | \$9,015.75 | \$3.18 | \$336.68 | 0.00 | \$8,682.25 |
| 020386 | LMD 89 1-C ZONE 48 | \$793.63 | \$0.25 | \$55.94 | 0.00 | \$737.94 |
| 020387 | LMD 89 1-C ZONE 48 | \$0.00 | \$0.00 | \$0.00 | 0.00 | \$0.00 |
| 020388 | LMD 89 1-C ZONE 50 | \$0.00 | \$0.00 | \$0.00 | 0.00 | \$0.00 |
| 020389 | LMD 89 1-C ZONE 51 | \$0.00 | \$0.00 | \$0.00 | 0.00 | \$0.00 |
| 020390 | LMD 89 1-C ZONE 52 | \$3,465.85 | \$1.35 | \$15.45 | 0.00 | \$3,451.75 |
| 020391 | LMD 89 1-C ZONE 54 | \$416.28 | \$0.11 | \$46.34 | 0.00 | \$370.05 |
| 020392 | LMD 89 1-C ZONE 56 | \$56.62 | \$0.01 | \$9.77 | 0.00 | \$46.86 |
| 020393 | LMD 89 1-C ZONE 57 | \$1,757.20 | \$0.57 | \$93.29 | 0.00 | \$1,664.48 |
| 020394 | LMD 89-1-C ZONE 58 | \$1,787.00 | \$0.71 | \$0.00 | 0.00 | \$1,787.71 |
| 020395 | LMD 89 1-C ZONE 54 | \$60.83 | \$0.03 | \$0.00 | 0.00 | \$60.86 |
| 020396 | LMD 89 1-C ZONE 57 | \$25,327.34 | \$9.36 | \$1,480.66 | 0.00 | \$23,856.04 |
| 020397 | LMD 89 1-C ZONE 58 | \$7,098.34 | \$2.85 | \$530.11 | 0.00 | \$6,571.08 |
| 020398 | LMD 89 1-C ZONE 59 | \$50.14 | \$0.02 | \$75.30 | 0.00 | (\$25.14) |
| 020399 | LMD 89 1-C ZONE 60 | \$50.81 | \$0.02 | \$0.00 | 0.00 | \$50.83 |
| 020400 | MISC ASSESSMENT DISTRICTS | \$525,006.40 | \$210.40 | \$0.00 | 0.00 | \$525,216.80 |
| 020401 | LMD 89 1-C ZONE 61 | \$11,380.37 | \$4.38 | \$0.00 | 0.00 | \$11,384.75 |
| 020402 | LMD 89 C-1 ZONE 62 | \$50.55 | \$0.02 | \$0.00 | 0.00 | \$50.57 |
| 020403 | LMD 89 1-C ZONE 63 | \$95.79 | \$0.04 | \$0.00 | 0.00 | \$95.83 |
| 020404 | LMD 89 1-C ZONE 64 | \$4,620.95 | \$1.87 | \$0.00 | 0.00 | \$4,622.82 |
| 020405 | LMD 89 C-1 ZONE 66 | \$35,062.73 | \$13.79 | \$0.00 | 0.00 | \$35,076.52 |
| 020406 | LMD 89 1-C ZONE 67 | \$50.49 | \$0.02 | \$0.00 | 0.00 | \$50.51 |
| 020407 | LMD 89-1-C ZONE 68 | \$42,105.04 | \$16.87 | \$0.00 | 0.00 | \$42,121.91 |
| 020408 | LMD 89 C-1 ZONE 69 | \$82.31 | \$0.04 | \$0.00 | 0.00 | \$82.35 |
| 020409 | LMD 89 1-C ZONE 71 | \$49.83 | \$0.02 | \$0.00 | 0.00 | \$49.85 |
| 020410 | LMD 89 1-C ZONE 73 | \$7,291.46 | \$2.85 | \$0.01 | 0.00 | \$7,294.30 |
| 020411 | LMD 89 1-C ZONE 77 | \$50.55 | \$0.02 | \$0.00 | 0.00 | \$50.57 |
| 020412 | LMD 89 1-C ZONE 33 | \$135.84 | \$0.06 | \$0.00 | 0.00 | \$135.90 |
| 020413 | LMD 89 1-C ZONE 34 | \$0.00 | \$0.00 | \$0.00 | 0.00 | \$0.00 |

Riverside County

Fund Summary Report

7/1/12 - 7/31/12

| Fund | Fund Name | Balance Forward | Total Debits | Total Credits | Investments | Total |
|--------|-------------------------------|-----------------|--------------|---------------|-------------|--------------|
| 020414 | LMD 89 1-C ZONE 55 | \$3,959.11 | \$1.46 | \$0.00 | 0.00 | \$3,960.57 |
| 020415 | LANDSCAPE & LMD 89-1 ZONE 53 | \$1,555.11 | \$0.57 | \$15.83 | 0.00 | \$1,539.85 |
| 020416 | LANDSCAPE & LMD NO 89 ZONE 61 | \$1,430.69 | \$0.52 | \$9.76 | 0.00 | \$1,421.45 |
| 020417 | LANDSCAPE & LMD NO 89 ZONE 62 | \$1,463.42 | \$0.49 | \$31.62 | 0.00 | \$1,432.29 |
| 020418 | LANDSCAPE & LMD 89-1 ZONE 63 | \$24.81 | \$0.01 | \$0.00 | 0.00 | \$24.82 |
| 020419 | LANDSCAPE & LMD NO 89 ZONE 64 | \$4,523.02 | \$1.67 | \$34.99 | 0.00 | \$4,489.70 |
| 020420 | LANDSCAPE & LMD NO 89 ZONE 65 | \$4,842.25 | \$1.73 | \$31.63 | 0.00 | \$4,812.35 |
| 020421 | LANDSCAPE & LMD 89 ZONE 66 | \$1,883.72 | \$0.76 | \$31.62 | 0.00 | \$1,852.86 |
| 020422 | LANDSCAPE LMD NO 89 ZONE 67 | \$7,382.33 | \$3.00 | \$77.24 | 0.00 | \$7,308.09 |
| 020423 | LANDSCAPE & LMD NO 89 ZONE 68 | \$2,676.30 | \$2.36 | \$0.00 | 0.00 | \$2,678.66 |
| 020424 | LANDSCAPE & LMD NO 89 ZONE 69 | \$8,714.55 | \$3.20 | \$0.00 | 0.00 | \$8,717.75 |
| 020425 | LANDSCAPE & LMD NO 89 ZONE 70 | \$0.00 | \$0.00 | \$0.00 | 0.00 | \$0.00 |
| 020426 | LANDSCAPE & LMD NO 89 ZONE 71 | \$0.00 | \$0.00 | \$0.00 | 0.00 | \$0.00 |
| 020427 | LANDSCAPE & LMD NO 89 ZONE 72 | \$1,652.69 | \$0.60 | \$0.00 | 0.00 | \$1,653.29 |
| 020428 | LANDSCAPE & LMD NO 89 ZONE 73 | \$0.00 | \$0.00 | \$0.00 | 0.00 | \$0.00 |
| 020429 | LANDSCAPE & LMD NO 89 ZONE 74 | \$1,422.90 | \$0.58 | \$9.76 | 0.00 | \$1,413.72 |
| 020430 | LANDSCAPE & LMD NO 89 ZONE 75 | \$1,071.70 | \$0.44 | \$15.83 | 0.00 | \$1,056.31 |
| 020431 | LANDSCAPE & LMD NO 89 ZONE 76 | \$1,811.50 | \$0.73 | \$15.82 | 0.00 | \$1,796.41 |
| 020432 | LANDSCAPE & LMD NO 89 ZONE 74 | \$319,138.21 | \$125.98 | \$9,336.36 | 0.00 | \$309,927.83 |
| 020433 | LANDSCAPE & LMD NO 89 ZONE 76 | \$0.00 | \$0.00 | \$0.00 | 0.00 | \$0.00 |
| 020434 | LANDSCAPE & LMD NO 89 ZONE 78 | \$29,314.86 | \$14.85 | \$0.00 | 0.00 | \$29,329.71 |
| 020435 | LANDSCAPE & LMD NO 89 ZONE 79 | \$107.30 | \$0.04 | \$0.00 | 0.00 | \$107.34 |
| 020436 | LANDSCAPE & LMD NO 89 ZONE 81 | \$50.64 | \$0.03 | \$0.01 | 0.00 | \$50.66 |
| 020437 | LANDSCAPE & LMD NO 89 ZONE 83 | \$16,887.84 | \$6.77 | \$0.00 | 0.00 | \$16,894.61 |
| 020438 | LANDSCAPE & LMD NO 89 ZONE 84 | \$89,124.65 | \$35.72 | \$0.01 | 0.00 | \$89,160.36 |
| 020439 | LANDSCAPE & LMD NO 89 ZONE 85 | \$104.33 | \$0.04 | \$0.00 | 0.00 | \$104.37 |
| 020440 | LANDSCAPE & LMD 89 ZONE 86 | \$28,810.53 | \$11.55 | \$0.00 | 0.00 | \$28,822.08 |
| 020441 | LANDSCAPE & LMD NO 89 ZONE 87 | \$8.27 | \$0.00 | \$0.00 | 0.00 | \$8.27 |
| 020442 | LANDSCAPE & LMD NO 89 ZONE 89 | \$13,131.63 | \$4.68 | \$225.47 | 0.00 | \$12,910.84 |
| 020443 | LANDSCAPE & LMD NO 89 ZONE 90 | \$50.53 | \$0.02 | \$0.00 | 0.00 | \$50.55 |
| 020444 | LANDSCAPE & LMD NO 89 ZONE 91 | \$63,391.97 | \$25.01 | \$0.00 | 0.00 | \$63,416.98 |
| 020445 | LANDSCAPE & LMD NO 89 ZONE 92 | \$13,942.44 | \$5.59 | \$0.01 | 0.00 | \$13,948.02 |
| 020446 | LANDSCAPE & LMD NO 89 ZONE 94 | \$24,196.03 | \$9.62 | \$156.70 | 0.00 | \$24,048.95 |
| 020447 | LANDSCAPE & LMD NO 89 ZONE 95 | \$6,200.50 | \$2.49 | \$0.00 | 0.00 | \$6,202.99 |
| 020448 | LANDSCAPE & LMD NO 89 ZONE 97 | \$54,979.82 | \$18.92 | \$1,600.94 | 0.00 | \$53,397.80 |
| 020449 | LANDSCAPE & LMD NO 89 ZONE 52 | \$50.27 | \$0.02 | \$0.00 | 0.00 | \$50.29 |
| 020450 | LMDLANDSCAPE 89-1-C ZONE 111 | \$149.04 | \$0.06 | \$0.00 | 0.00 | \$149.10 |

Riverside County

Fund Summary Report

7/1/12 - 7/31/12

| Fund | Fund Name | Balance Forward | Total Debits | Total Credits | Investments | Total |
|--------|---------------------------------|-----------------|--------------|---------------|-------------|--------------|
| 020451 | LANDSCAPENO 89 ZONE 72 | \$0.00 | \$0.00 | \$0.00 | 0.00 | \$0.00 |
| 020452 | LANDSCAPENO 89 ZONE 102 | \$0.00 | \$0.00 | \$0.00 | 0.00 | \$0.00 |
| 020453 | LANDSCAPE NO 89 ZONE 103 | \$13,970.00 | \$5.60 | \$0.00 | 0.00 | \$13,975.60 |
| 020454 | LANDSCAPE NO 89 ZONE 106 | \$2,642.33 | \$2.15 | \$0.00 | 0.00 | \$2,644.48 |
| 020455 | LANDSCAPE 89 ZONE 109 | \$1,492.52 | \$1.07 | \$0.00 | 0.00 | \$1,493.59 |
| 020456 | LANDSCAPE NO 89 ZONE 113 | \$50.51 | \$0.02 | \$0.00 | 0.00 | \$50.53 |
| 020457 | LANDSCAPE NO 89 ZONE 77 | \$3,090.38 | \$1.05 | \$55.95 | 0.00 | \$3,035.48 |
| 020458 | LANDSCAPE 89 ZONE 78 | \$1,040.43 | \$0.46 | \$74.60 | 0.00 | \$966.29 |
| 020459 | LANDSCAPE 89 ZONE 79 | \$0.00 | \$0.00 | \$0.00 | 0.00 | \$0.00 |
| 020460 | LANDSCAPE 89 ZONE 80 | \$0.00 | \$0.00 | \$0.00 | 0.00 | \$0.00 |
| 020461 | LANDSCAPE 89 ZONE 81 | \$3,836.48 | \$1.37 | \$0.00 | 0.00 | \$3,837.85 |
| 020462 | LANDSCAPE LMD 89-1 ZONE 100 | \$107,609.47 | \$40.75 | \$419.31 | 0.00 | \$107,230.91 |
| 020463 | LANDSCAPE LMD 89-1 ZONE 110 | \$0.00 | \$0.00 | \$0.00 | 0.00 | \$0.00 |
| 020464 | LANDSCAPE LMD 89-1 ZONE 112 | \$48,048.87 | \$19.26 | \$0.00 | 0.00 | \$48,068.13 |
| 020465 | LANDSCAPE LMD 89-1 ZONE 115 | \$0.00 | \$0.00 | \$0.00 | 0.00 | \$0.00 |
| 020466 | LANDSCAPE LMD 89-1 ZONE 116 | \$118.25 | \$0.05 | \$0.00 | 0.00 | \$118.30 |
| 020467 | LANDSCAPE LMD89-1 ZONE 117 | \$50.52 | \$0.02 | \$0.00 | 0.00 | \$50.54 |
| 020468 | LANDSCAPE LMD89-1 ZONE 118 | \$50.50 | \$0.02 | \$0.00 | 0.00 | \$50.52 |
| 020469 | LANDSCAPE LMD 89-1 ZONE 82 | \$1,264.87 | \$0.53 | \$31.88 | 0.00 | \$1,233.52 |
| 020470 | LANDSCAPE LMD 89-1 ZONE 83 | \$0.00 | \$0.00 | \$0.00 | 0.00 | \$0.00 |
| 020471 | LANDSCAPE LMD 89-1 ZONE 84 | \$0.00 | \$0.00 | \$0.00 | 0.00 | \$0.00 |
| 020472 | LANDSCAPE LMD 89-1 ZONE 85 | \$1,224.85 | \$0.40 | \$37.36 | 0.00 | \$1,187.89 |
| 020473 | LANDSCAPE LMD 89-1 ZONE 86 | \$5,932.14 | \$2.02 | \$111.76 | 0.00 | \$5,822.40 |
| 020474 | LANDSCAPE LMD 89-1 ZONE 87 | \$0.00 | \$0.00 | \$0.00 | 0.00 | \$0.00 |
| 020475 | LANDSCAPE LMD 89-1 ZONE 114 | \$0.00 | \$0.00 | \$0.00 | 0.00 | \$0.00 |
| 020476 | Landscap \$ LMD #89-1-C,ZONE89 | \$131.73 | \$0.06 | \$18.67 | 0.00 | \$113.12 |
| 020477 | LANDSCAPE \$ LMD#89-1-C,ZONE123 | \$808.69 | \$0.56 | \$31.62 | 0.00 | \$777.63 |
| 020478 | LANDSCAPE &LMD#89-C ZONE128 | \$0.00 | \$0.00 | \$0.00 | 0.00 | \$0.00 |
| 020479 | LANDSCAPE&LMD#89-1-C ZONE132 | \$1,598.52 | \$0.86 | \$0.01 | 0.00 | \$1,599.37 |
| 020480 | LANDSCAPE&LMD#89-1-C ZONE137 | \$17,125.80 | \$345.52 | \$92.38 | 0.00 | \$17,378.94 |
| 020481 | LANDSCAPE&LMD#89-1-C ZONE93 | \$1,893.13 | \$0.65 | \$0.00 | 0.00 | \$1,893.78 |
| 020482 | LANDSCAPE&LMD#89-1-C ZONE119 | \$9,753.95 | \$3.41 | \$0.00 | 0.00 | \$9,757.36 |
| 020483 | LANDSCAPE&LMD#89-1-C ZONE124 | \$3,929.64 | \$1.59 | \$0.01 | 0.00 | \$3,931.22 |
| 020484 | LANDSCAPE LMD 89-1-C Zone 135 | \$1,571.24 | \$1.23 | \$31.62 | 0.00 | \$1,540.85 |
| 020485 | LANDSCAPE & LMD No. 89-1-C 138 | \$52,784.15 | \$19.35 | \$406.59 | 0.00 | \$52,396.91 |
| 020486 | LANDSCAPE&LMD#89-1-C ZONE142 | \$0.00 | \$0.00 | \$0.00 | 0.00 | \$0.00 |
| 020487 | LANDSCAPE&LMD#89-1-C ZONE94 | \$1,028.97 | \$0.32 | \$31.62 | 0.00 | \$997.67 |

Riverside County

Fund Summary Report

7/1/12 - 7/31/12

| Fund | Fund Name | Balance Forward | Total Debits | Total Credits | Investments | Total |
|--------|--------------------------------|-----------------|----------------|-----------------|-------------|-----------------|
| 020488 | LANDSCAPE&LMD#89-1-C ZONE95 | \$571.28 | \$0.18 | \$12.12 | 0.00 | \$559.34 |
| 020489 | LANDSCAPE & LMD #89-1-C ZONE91 | \$2,572.39 | \$0.73 | \$121.95 | 0.00 | \$2,451.17 |
| 020490 | LANDSCAPE & LMD 89-1-C ZONE 97 | \$557.20 | \$0.17 | \$0.00 | 0.00 | \$557.37 |
| 020491 | LANDSCAPE LMD #89-1-C ZONE 126 | \$1,903.73 | \$0.67 | \$0.00 | 0.00 | \$1,904.40 |
| 020492 | Landscape & LMD No 89-1-C Z146 | \$627.28 | \$0.46 | \$0.00 | 0.00 | \$627.74 |
| 020493 | Landscape & LMD No 89-1-C Z147 | \$100.93 | \$0.05 | \$0.01 | 0.00 | \$100.97 |
| 020494 | Landscape & LMD No 89-1-C Z148 | \$0.00 | \$0.00 | \$0.00 | 0.00 | \$0.00 |
| 020495 | Landscape & LMD#89-1-C STL Z99 | \$551.57 | \$0.22 | \$0.00 | 0.00 | \$551.79 |
| 020496 | L & LMD No 89-1-C, ZONE 141 | \$26,385.22 | \$9.23 | \$0.00 | 0.00 | \$26,394.45 |
| 020497 | L & LMD No 89-1-C, ZONE 149 | \$1,971.57 | \$1.00 | \$7.11 | 0.00 | \$1,965.46 |
| 020498 | L & LMD No 89-1-C, ZONE 145 | \$428.26 | \$0.63 | \$0.00 | 0.00 | \$428.89 |
| 020499 | Landscape & LMD #89-1-C, #102 | \$327.44 | \$1.25 | \$0.01 | 0.00 | \$328.68 |
| 020500 | Landscape & LMD #89-1-C, #153 | \$0.00 | \$0.00 | \$0.00 | 0.00 | \$0.00 |
| 020501 | Landscape & LMD #89-1-C, #157 | \$7,109.19 | \$2.12 | \$0.00 | 0.00 | \$7,111.31 |
| 020502 | LANDSCAPE & LMD NO 89-1-C 152 | \$0.00 | \$0.00 | \$0.00 | 0.00 | \$0.00 |
| 020503 | LANDSCAPE & LMD NO 89-1-C 101 | \$1,316.84 | \$0.42 | \$300.57 | 0.00 | \$1,016.69 |
| 020504 | LANDSCAPE & LMD NO 89-1-C 103 | \$1,315.28 | \$0.32 | \$0.01 | 0.00 | \$1,315.59 |
| 020505 | LANDSCAPE & LMD NO 89-1-C 104 | \$0.00 | \$0.00 | \$0.00 | 0.00 | \$0.00 |
| 020506 | LANDSCAPE & LMD NO 89-1-C 154 | \$993.02 | \$0.38 | \$13.21 | 0.00 | \$980.19 |
| 020507 | LANDSCAPE & LMD NO 89-1-C 155 | \$464.44 | \$0.13 | \$0.00 | 0.00 | \$464.57 |
| 020508 | LANDSCAPE & LMD NO 89-1-C 161 | \$0.00 | \$0.00 | \$0.00 | 0.00 | \$0.00 |
| 020509 | LANDSCP & LMD NO 89-1-C Z151E | \$0.14 | \$0.00 | \$0.00 | 0.00 | \$0.14 |
| 020510 | LANDSCP & LMD NO 89-1-C Z156E | \$0.09 | \$0.00 | \$0.00 | 0.00 | \$0.09 |
| 020511 | Landscape & LMD #89-1-C, ZN162 | \$0.00 | \$0.00 | \$0.00 | 0.00 | \$0.00 |
| 020512 | Landscape & LMD #89-1-C,ZN 168 | \$0.00 | \$0.00 | \$0.00 | 0.00 | \$0.00 |
| 021000 | CO STRUCTURES FIRE PROTE | \$17,995,197.74 | \$7,334.18 | \$16,065,192.00 | 0.00 | \$1,937,339.92 |
| 021050 | COMMUNITY ACTION AGENCY | \$273,113.62 | \$1,062,536.54 | \$365,439.37 | 0.00 | \$970,210.79 |
| 021051 | COMM ACTION PARTNRSHP OF RIV | \$0.00 | \$0.00 | \$0.00 | 0.00 | \$0.00 |
| 021100 | COMM DEV-DEPT OF INTERIO | \$1,949,396.25 | \$517,198.18 | \$1,425,728.44 | 0.00 | \$1,040,865.99 |
| 021101 | SINGLE FAMILY REV BOND | \$447,075.23 | \$0.00 | \$0.00 | 0.00 | \$447,075.23 |
| 021107 | SOUTHWEST MARKETING | (\$20,875.14) | \$101,600.00 | \$33,848.59 | 0.00 | \$46,876.27 |
| 021108 | USDA AG GRANT | \$516,212.76 | \$6,714.76 | \$0.00 | 0.00 | \$522,927.52 |
| 021109 | EDA SPECIAL PROJECTS | \$7,457,997.78 | \$2,015,780.21 | \$341,262.80 | 0.00 | \$9,132,515.19 |
| 021111 | EDA EECBG ARRA | \$16,889.97 | \$578,781.78 | \$16,889.97 | 0.00 | \$578,781.78 |
| 021140 | Community Center Administratio | (\$99,471.84) | \$186,788.76 | \$76,147.38 | 0.00 | \$11,169.54 |
| 021200 | COUNTY FREE LIBRARY | \$25,004,597.57 | \$375,124.83 | \$1,137,233.71 | 0.00 | \$24,242,488.69 |
| 021201 | LIBRARY TRUST FUND | \$3,598,458.18 | \$1,442.08 | \$0.00 | 0.00 | \$3,599,900.26 |

Riverside County Fund Summary Report 7/1/12 - 7/31/12

| Fund | Fund Name | Balance Forward | Total Debits | Total Credits | Investments | Total |
|--------|--------------------------------|------------------|----------------|----------------|-------------|------------------|
| 021202 | FIRST 5 AWARD PROP 10 | \$302,005.25 | \$121.72 | \$2,273.78 | 0.00 | \$299,853.19 |
| 021203 | Edward Dean Museum Administrat | \$0.00 | \$29,569.06 | \$32,726.78 | 0.00 | (\$3,157.72) |
| 021204 | J Edward Eberle & Dean Stout M | \$0.00 | \$0.00 | \$0.00 | 0.00 | \$0.00 |
| 021250 | HOME PROGRAM TRUST FUND | \$96,054.46 | \$313,659.92 | \$134,098.37 | 0.00 | \$275,616.01 |
| 021251 | PI HOME PROGRAM FTHP | \$23,138.40 | \$14,371.89 | \$0.01 | 0.00 | \$37,510.28 |
| 021270 | CAL HOME PROGRAM | \$24,086.62 | \$9.65 | \$0.00 | 0.00 | \$24,096.27 |
| 021300 | HOMELESS HOUSING RELIEF FUND | \$1,158,009.72 | \$641,587.90 | \$746,846.24 | 0.00 | \$1,052,751.38 |
| 021350 | COMMUNITY DEVELOP PROG H | \$157,602.21 | \$1,098,428.85 | \$1,218,482.70 | 0.00 | \$37,548.36 |
| 021351 | COMMUNITY DEVELOPMENT TR | \$704.56 | \$4,988.59 | \$4,338.01 | 0.00 | \$1,355.14 |
| 021352 | RENTAL REHABILITATION PROGRAM | \$5,682.71 | \$54.97 | \$0.00 | 0.00 | \$5,737.68 |
| 021353 | COM DEVEL HOUSING LOAN FUND | \$214,606.37 | \$41,552.45 | \$256,114.30 | 0.00 | \$44.52 |
| 021354 | ECONOMICS DEVELOPMENT | \$22,517.79 | \$162,078.50 | \$184,480.82 | 0.00 | \$115.47 |
| 021355 | RDA HOME IMP PROG | \$182.83 | \$0.07 | \$0.84 | 0.00 | \$182.06 |
| 021370 | NEIGHBORHOOD STABILIZATION | \$52,692.68 | \$21.12 | \$501.11 | 0.00 | \$52,212.69 |
| 021371 | NSHP PROGRAM INCOME | \$1,502,727.94 | \$412,414.38 | \$328,242.68 | 0.00 | \$1,586,899.64 |
| 021372 | NSP State | \$654.70 | \$2.31 | \$0.00 | 0.00 | \$657.01 |
| 021373 | NSP-3rd Allocation | \$525.58 | \$361.64 | \$887.22 | 0.00 | \$0.00 |
| 021374 | NSP3-Program Income | \$303,859.61 | \$384,056.55 | \$106,406.28 | 0.00 | \$581,509.88 |
| 021450 | OFFICE ON AGING-TITLE IV | (\$2,394,569.23) | \$1,048,061.54 | \$626,243.24 | 0.00 | (\$1,972,750.93) |
| 021451 | AGING NUTR PROJ INCOME | \$176,102.73 | \$1,773.38 | \$0.00 | 0.00 | \$177,876.11 |
| 021453 | HANDICAPPED PARKING FEES | \$794,280.12 | \$78,897.69 | \$3,178.16 | 0.00 | \$869,999.65 |
| 021550 | WORKFORCE DEVELOPMENT | \$624,382.25 | \$1,953,187.65 | \$1,808,311.44 | 0.00 | \$769,258.46 |
| 021750 | BIO-TERRORISM PREP. | \$2,766,406.02 | \$1,019,834.66 | \$373,199.66 | 0.00 | \$3,413,041.02 |
| 021760 | HOSP PREP PROG ALLOCATION | (\$704,100.14) | \$8,626.54 | \$148,317.46 | 0.00 | (\$843,791.06) |
| 021770 | CDC PHER H1N1 ALLOCATION | (\$405,220.21) | \$60.20 | \$701.30 | 0.00 | (\$405,861.31) |
| 021780 | HOSP PREP PROG H1N1 ALLOCATION | \$47,276.23 | \$18.95 | \$0.01 | 0.00 | \$47,295.17 |
| 022000 | RIDESHARE | \$16,873.11 | \$120,057.33 | \$92,322.35 | 0.00 | \$44,608.09 |
| 022050 | AD CFD ADMIN01982 ACT | \$1,497,028.15 | \$600.03 | \$41,736.20 | 0.00 | \$1,455,891.98 |
| 022100 | AIRPORT | \$1,388,861.18 | \$188,647.46 | \$296,537.03 | 0.00 | \$1,280,971.61 |
| 022200 | RIV CO NATIONAL DATE FES | \$283,722.33 | \$27,299.13 | \$119,765.50 | 0.00 | \$191,255.96 |
| 022250 | RIVERSIDE CAL ID | \$841,250.32 | \$2,034,214.02 | \$291,512.05 | 0.00 | \$2,583,952.29 |
| 022251 | RIV CAL-ID FORENSIC LAB FUND | \$215,211.80 | \$277.38 | \$195,000.00 | 0.00 | \$20,489.18 |
| 022252 | CAL AFIS | \$4,288,967.79 | \$316.59 | \$147,512.00 | 0.00 | \$4,141,772.38 |
| 022253 | CAL AFIS SB720 | \$2,579,569.52 | \$0.00 | \$1,691,095.00 | 0.00 | \$888,474.52 |
| 022300 | AB2766 SHER BILL | \$578,853.42 | \$219.86 | \$64,282.01 | 0.00 | \$514,791.27 |
| 022301 | MOJAVE DESERT AB 2766 FUNDS | \$49,708.03 | \$0.00 | \$0.00 | 0.00 | \$49,708.03 |
| 022350 | SPECIAL AVIATION FUNDS | \$2,116,658.30 | \$13,465.89 | \$44,061.23 | 0.00 | \$2,086,062.96 |

Riverside County Fund Summary Report 7/1/12 - 7/31/12

| Fund | Fund Name | Balance Forward | Total Debits | Total Credits | Investments | Total |
|--------|--------------------------------|-----------------|--------------|----------------|-------------|----------------|
| 022400 | SUPERVISORIAL ROAD DISTR | \$2,054,180.07 | \$877.34 | \$408,543.13 | 0.00 | \$1,646,514.28 |
| 022430 | Health and Juvenile Services F | \$450,429.00 | \$427,747.59 | \$0.00 | 0.00 | \$878,176.59 |
| 022450 | WC-MSHCP PLAN | \$3,541,407.45 | \$960,514.35 | \$1,326,181.66 | 0.00 | \$3,175,740.14 |
| 022451 | HABITAT/ENVIRONMENTAL MITIGATI | \$492,226.70 | \$197.26 | \$0.00 | 0.00 | \$492,423.96 |
| 022500 | U S GRAZING FEES | \$17,296.62 | \$0.00 | \$0.00 | 0.00 | \$17,296.62 |
| 022570 | Geographical Information Syste | \$0.00 | \$1,723.60 | \$116,810.58 | 0.00 | (\$115,086.98) |
| 022650 | AIRPORT LAND USE COMMISSION | \$536,406.95 | \$6,991.59 | \$23,842.18 | 0.00 | \$519,556.36 |
| 022701 | PROP 10 | \$191,823.91 | \$76.84 | \$0.00 | 0.00 | \$191,900.75 |
| 022702 | PROP 10 | \$197,086.61 | \$78.99 | \$0.00 | 0.00 | \$197,165.60 |
| 022703 | PROP 10 | \$772,183.26 | \$1,178.84 | \$13,577.67 | 0.00 | \$759,784.43 |
| 022704 | PROP10 CHDP TREATMENT PROGRAM | \$122,808.10 | \$49.22 | \$0.00 | 0.00 | \$122,857.32 |
| 022705 | PROP 10 | \$359,751.51 | \$1,595.54 | \$63,586.58 | 0.00 | \$297,760.47 |
| 022800 | IHSS PUBLIC AUTHORITY | \$1,271,498.93 | \$7,803.17 | \$179,450.79 | 0.00 | \$1,099,851.31 |
| 022820 | DNA ID FUND | \$1,789,709.97 | \$627.91 | \$1,175,394.46 | 0.00 | \$614,943.42 |
| 022900 | PERRIS VALLEY CEMETERY DIST | \$791,665.59 | \$16,896.58 | \$76,524.39 | 0.00 | \$732,037.78 |
| 023000 | FRANCHISE AREA 8 ASSESSMENT | \$5,958.49 | \$12.92 | \$0.00 | 0.00 | \$5,971.41 |
| 023010 | CSA ADMINISTRATION | \$670,639.26 | \$498,010.05 | \$74,310.84 | 0.00 | \$1,094,338.47 |
| 023025 | COUNTY SERVICE AREA #1 | \$55,369.87 | \$21.95 | \$252.57 | 0.00 | \$55,139.25 |
| 023100 | COUNTY SERVICE AREA #13 | \$50,025.10 | \$19.87 | \$309.62 | 0.00 | \$49,735.35 |
| 023125 | COUNTY SERVICE AREA #15 | \$151,100.88 | \$60.24 | \$828.31 | 0.00 | \$150,332.81 |
| 023200 | COUNTY SERVICE AREA #21 | \$95,165.30 | \$37.80 | \$873.53 | 0.00 | \$94,329.57 |
| 023225 | COUNTY SERVICE AREA #22 | \$33,436.61 | \$12.66 | \$1,591.86 | 0.00 | \$31,857.41 |
| 023300 | COUNTY SERVICE AREA #27 | \$115,936.91 | \$45.65 | \$2,890.53 | 0.00 | \$113,092.03 |
| 023350 | COUNTY SERVICE AREA #33 | \$5,671.53 | \$2.19 | \$0.01 | 0.00 | \$5,673.71 |
| 023375 | COUNTY SERVICE AREA #36 | \$259,443.40 | \$12,089.30 | \$46,937.42 | 0.00 | \$224,595.28 |
| 023400 | COUNTY SERVICE AREA #38 | \$588,183.39 | \$259.93 | \$6,316.15 | 0.00 | \$582,127.17 |
| 023425 | COUNTY SERVICE AREA #41 | \$1,348,415.89 | \$540.11 | \$521.56 | 0.00 | \$1,348,434.44 |
| 023450 | CSA #41B NMEADOWBROOK | \$81,007.56 | \$32.47 | \$20.57 | 0.00 | \$81,019.46 |
| 023475 | COUNTY SERVICE AREA #43 | \$47,241.45 | \$17.79 | \$1,775.73 | 0.00 | \$45,483.51 |
| 023500 | COUNTY SERVICE AREA #47 | \$81,528.18 | \$32.32 | \$419.20 | 0.00 | \$81,141.30 |
| 023525 | COUNTY SERVICE AREA #51 | \$272,551.84 | \$31,981.57 | \$99,576.29 | 0.00 | \$204,957.12 |
| 023575 | COUNTY SERVICE AREA #53 | \$17,640.04 | \$6.64 | \$287.11 | 0.00 | \$17,359.57 |
| 023600 | COUNTY SERVICE AREA #59 | \$47,458.19 | \$18.88 | \$329.91 | 0.00 | \$47,147.16 |
| 023625 | COUNTY SERVICE AREA #60 | \$522,497.94 | \$207.41 | \$2,571.68 | 0.00 | \$520,133.67 |
| 023650 | COUNTY SERVICE AREA #67 | \$46,203.00 | \$18.36 | \$0.00 | 0.00 | \$46,221.36 |
| 023675 | COUNTY SERVICE AREA #69 | \$139,758.67 | \$56.72 | \$12,651.90 | 0.00 | \$127,163.49 |
| 023700 | COUNTY SERVICE AREA #70 | \$403,995.46 | \$160.86 | \$3,639.41 | 0.00 | \$400,516.91 |

Riverside County Fund Summary Report 7/1/12 - 7/31/12

| Fund | Fund Name | Balance Forward | Total Debits | Total Credits | Investments | Total |
|--------|--------------------------|-----------------|--------------|---------------|-------------|----------------|
| 023725 | COUNTY SERVICE AREA #72 | \$5,337.72 | \$1.72 | \$117.44 | 0.00 | \$5,222.00 |
| 023750 | COUNTY SERVICE AREA #73 | \$2,741.01 | \$0.92 | \$60.13 | 0.00 | \$2,681.80 |
| 023775 | COUNTY SERVICE AREA #80 | \$67,278.66 | \$25.67 | \$5,336.96 | 0.00 | \$61,967.37 |
| 023800 | COUNTY SERVICE AREA #82 | \$4,354.62 | \$1.73 | \$0.00 | 0.00 | \$4,356.35 |
| 023825 | COUNTY SERVICE AREA #84 | \$491,820.03 | \$190.56 | \$5,852.66 | 0.00 | \$486,157.93 |
| 023850 | COUNTY SERVICE AREA #85 | \$148,995.24 | \$748.42 | \$15,936.77 | 0.00 | \$133,806.89 |
| 023875 | COUNTY SERVICE AREA #86 | \$116,460.63 | \$45.74 | \$0.00 | 0.00 | \$116,506.37 |
| 023900 | COUNTY SERVICE AREA #87 | \$96,651.67 | \$37.44 | \$3,127.75 | 0.00 | \$93,561.36 |
| 023925 | COUNTY SERVICE AREA #89 | \$7,438.53 | \$2.20 | \$728.06 | 0.00 | \$6,712.67 |
| 023950 | COUNTY SERVICE AREA #91 | \$649,434.82 | \$253.93 | \$11,938.56 | 0.00 | \$637,750.19 |
| 023975 | COUNTY SERVICE AREA #92 | \$8,238.56 | \$3.29 | \$0.00 | 0.00 | \$8,241.85 |
| 024000 | COUNTY SERVICE AREA #93 | \$109.69 | \$60.80 | \$170.49 | 0.00 | \$0.00 |
| 024025 | COUNTY SERVICE AREA #94 | \$4,416.44 | \$1.76 | \$237.13 | 0.00 | \$4,181.07 |
| 024050 | COUNTY SERVICE AREA #97 | \$10,576.83 | \$5.13 | \$3,206.50 | 0.00 | \$7,375.46 |
| 024075 | COUNTY SERVICE AREA #103 | \$132,274.88 | \$33.85 | \$4,958.98 | 0.00 | \$127,349.75 |
| 024100 | COUNTY SERVICE AREA #104 | \$627,100.29 | \$249.15 | \$4,819.02 | 0.00 | \$622,530.42 |
| 024125 | COUNTY SERVICE AREA #105 | \$413,025.29 | \$161.60 | \$2,912.03 | 0.00 | \$410,274.86 |
| 024150 | COUNTY SERVICE AREA #108 | \$550,751.01 | \$218.62 | \$7,254.91 | 0.00 | \$543,714.72 |
| 024175 | COUNTY SERVICE AREA #113 | \$87,716.94 | \$34.32 | \$370.42 | 0.00 | \$87,380.84 |
| 024200 | COUNTY SERVICE AREA #11 | \$272,981.55 | \$108.75 | \$1,569.48 | 0.00 | \$271,520.82 |
| 024225 | COUNTY SERVICE AREA #117 | \$82,878.31 | \$31.50 | \$2,560.64 | 0.00 | \$80,349.17 |
| 024250 | COUNTY SERVICE AREA #121 | \$493,853.09 | \$192.14 | \$6,202.50 | 0.00 | \$487,842.73 |
| 024275 | COUNTY SERVICE AREA #124 | \$278,241.69 | \$110.65 | \$492.20 | 0.00 | \$277,860.14 |
| 024300 | COUNTY SERVICE AREA #125 | \$81,714.12 | \$31.13 | \$1,562.83 | 0.00 | \$80,182.42 |
| 024325 | COUNTY SERVICE AREA #126 | \$237,457.15 | \$83.86 | \$33,646.46 | 0.00 | \$203,894.55 |
| 024350 | COUNTY SERVICE AREA #128 | \$142,617.74 | \$108.90 | \$4,497.47 | 0.00 | \$138,229.17 |
| 024375 | CSA #128 (WEST SIDE) | \$49,257.81 | \$19.74 | \$12.23 | 0.00 | \$49,265.32 |
| 024400 | COUNTY SERVICE AREA #132 | \$106,962.15 | \$37.93 | \$16,901.20 | 0.00 | \$90,098.88 |
| 024425 | COUNTY SERVICE AREA #134 | \$1,023,029.20 | \$818.02 | \$147,074.00 | 0.00 | \$876,773.22 |
| 024450 | COUNTY SERVICE AREA #135 | \$23,714.72 | \$9.22 | \$1,665.95 | 0.00 | \$22,057.99 |
| 024475 | COUNTY SERVICE AREA #138 | \$432.81 | \$0.18 | \$0.00 | 0.00 | \$432.99 |
| 024500 | COUNTY SERVICE AREA #139 | \$6,616.72 | \$2.65 | \$0.00 | 0.00 | \$6,619.37 |
| 024525 | COUNTY SERVICE AREA #142 | \$32,875.54 | \$12.45 | \$989.32 | 0.00 | \$31,898.67 |
| 024550 | COUNTY SERVICE AREA #143 | \$2,697,014.61 | \$1,961.24 | \$266,483.09 | 0.00 | \$2,432,492.76 |
| 024575 | COUNTY SERVICE AREA #145 | \$58,551.90 | \$23.26 | \$79.24 | 0.00 | \$58,495.92 |
| 024600 | CSA#149 WINE COUNTRY | \$678,643.99 | \$247.24 | \$18,169.44 | 0.00 | \$660,721.79 |
| 024625 | CSA 152 NPDES | \$3,413,762.49 | \$406,522.03 | \$291,750.84 | 0.00 | \$3,528,533.68 |

Riverside County

Fund Summary Report

7/1/12 - 7/31/12

| Fund | Fund Name | Balance Forward | Total Debits | Total Credits | Investments | Total |
|--------|--------------------------------|-----------------|--------------|----------------|-------------|-----------------|
| 024630 | LMD 2006-1 WILDOMAR | \$121.77 | \$0.05 | \$0.00 | 0.00 | \$121.82 |
| 024675 | CSA #153 MOUNTAIN PLATEAU | \$3,537.83 | \$1.41 | \$0.00 | 0.00 | \$3,539.24 |
| 024800 | CO SERVICE AREA#146 | \$40,198.56 | \$15.29 | \$841.99 | 0.00 | \$39,371.86 |
| 024825 | CSA#149 WINE COUNTRY BEAUTIF | \$99,897.99 | \$34.99 | \$5,628.48 | 0.00 | \$94,304.50 |
| 024850 | CSA#152 CAJALCO CORRIDOR | \$0.00 | \$0.00 | \$0.00 | 0.00 | \$0.00 |
| 024875 | CSA #152 SPORTS PARK | \$1,607,242.07 | \$1,394.97 | \$40,668.71 | 0.00 | \$1,567,968.33 |
| 025000 | RDA LOW-MOD SET ASIDE | \$37,218,294.19 | \$305,130.52 | \$194,306.89 | 0.00 | \$37,329,117.82 |
| 025110 | ZONE 1 CONST/MAINT/ADM | \$23,819,803.84 | \$56,853.54 | \$1,695,258.24 | 0.00 | \$22,181,399.14 |
| 025111 | SAN SEVAINE CHANNEL | \$0.00 | \$71.38 | \$0.00 | 0.00 | \$71.38 |
| 025112 | ZONE 1 AREA DRAINAGE PLANS | \$1,498,497.78 | \$203,110.30 | \$405,019.56 | 0.00 | \$1,296,588.52 |
| 025120 | ZONE 2 CONST/MAINT/ADM | \$59,053,597.82 | \$785,300.77 | \$589,821.20 | 0.00 | \$59,249,077.39 |
| 025122 | ZONE 2 AREA DRAINAGE PLANS | \$3,683,157.50 | \$2,216.63 | \$1,479.18 | 0.00 | \$3,683,894.95 |
| 025130 | ZONE 3 CONST/MAINT/ADM | \$13,284,293.58 | \$12,276.63 | \$79,495.24 | 0.00 | \$13,217,074.97 |
| 025132 | ZONE 3 AREA DRAINAGE PLANS | \$1,822.03 | \$0.73 | \$0.00 | 0.00 | \$1,822.76 |
| 025140 | ZONE 4 CONST/MAINT/ADM | \$62,958,527.06 | \$408,453.71 | \$772,191.79 | 0.00 | \$62,594,788.98 |
| 025142 | ZONE 4 AREA DRAINAGE PLANS | \$8,938,449.08 | \$35,150.09 | \$63,049.06 | 0.00 | \$8,910,550.11 |
| 025143 | HOMELAND/ROMOLAND LAND ACQUIS. | \$3,059,914.90 | \$1,243.24 | \$26,416.49 | 0.00 | \$3,034,741.65 |
| 025144 | HOMELAND/ROMOLAND | \$46.67 | \$0.02 | \$0.00 | 0.00 | \$46.69 |
| 025150 | ZONE 5 CONST/MAINT/ADM | \$14,351,856.98 | \$36,355.25 | \$74,029.66 | 0.00 | \$14,314,182.57 |
| 025160 | ZONE 6 CONST/MAINT/ADM | \$22,615,231.04 | \$32,652.26 | \$158,813.88 | 0.00 | \$22,489,069.42 |
| 025170 | ZONE 7 CONST/MAINT/ADM | \$26,229,290.79 | \$363,749.74 | \$293,189.23 | 0.00 | \$26,299,851.30 |
| 025171 | ZONE 7 - MAINTENANCE | \$1,387,806.48 | \$13,257.17 | \$0.00 | 0.00 | \$1,401,063.65 |
| 025172 | ZONE 7 AREA DRAINAGE PLANS | \$8,004,352.90 | \$247,654.13 | \$315,210.10 | 0.00 | \$7,936,796.93 |
| 025173 | TEMECULA/PECHANGA RESTORATION | \$555,892.84 | \$222.78 | \$0.00 | 0.00 | \$556,115.62 |
| 025174 | WOLF VALLEY CREEK CH-ENDOWMENT | \$504,413.99 | \$202.14 | \$0.00 | 0.00 | \$504,616.13 |
| 025180 | NPDES - WHITEWATER | \$798,088.01 | \$1,320.17 | \$39,094.39 | 0.00 | \$760,313.79 |
| 025190 | NPDES - SANTA ANA | \$4,948,558.60 | \$120,126.75 | \$152,794.10 | 0.00 | \$4,915,891.25 |
| 025200 | NPDES - SANTA MARGARITA | \$1,322,236.79 | \$2,835.16 | \$67,796.50 | 0.00 | \$1,257,275.45 |
| 025400 | REGIONAL PARK/OPEN SPACE | \$2,386,496.82 | \$497,347.37 | \$1,063,614.77 | 0.00 | \$1,820,229.42 |
| 025401 | HISTORICAL COMMISSION | \$26,825.17 | \$163.77 | \$776.87 | 0.00 | \$26,212.07 |
| 025420 | RECREATION | (\$13,838.41) | \$402,652.58 | \$288,141.00 | 0.00 | \$100,673.17 |
| 025430 | HABITAT & OPEN-SPACE MGMT | \$380,797.64 | \$126.29 | \$364.60 | 0.00 | \$380,559.33 |
| 025440 | OFF-HIGHWAY VEHICLE MGMT | \$25,004.15 | \$5.18 | \$0.00 | 0.00 | \$25,009.33 |
| 025500 | COUNTY FISH & GAME | \$12,380.55 | \$4.86 | \$0.00 | 0.00 | \$12,385.41 |
| 025510 | RESIDENCE UTILITY TRUST FUND | \$289,644.25 | \$4,113.88 | \$857.40 | 0.00 | \$292,900.73 |
| 025520 | ARUNDO TRUST FUND | \$1,184,265.31 | \$1,594.31 | \$23,274.87 | 0.00 | \$1,162,584.75 |
| 025521 | HABITAT-OPEN SPACE MANAGEMENT | \$668,902.28 | \$268.13 | \$0.00 | 0.00 | \$669,170.41 |

Riverside County Fund Summary Report

7/1/12 - 7/31/12

| Fund | Fund Name | Balance Forward | Total Debits | Total Credits | Investments | Total |
|--------|---------------------------------|------------------|----------------|----------------|-------------|------------------|
| 025522 | OFF ROAD VEHICLE MANAGEMENT | \$557,004.64 | \$64,749.10 | \$0.00 | 0.00 | \$621,753.74 |
| 025535 | NATURAL RESOURCE EDUCATION | \$215,364.67 | \$86.31 | \$0.01 | 0.00 | \$215,450.97 |
| 025540 | MULTI-SPECIES RESERVE | \$102,912.80 | \$24,576.30 | \$19,624.65 | 0.00 | \$107,864.45 |
| 025550 | SANTA ANA MITIGATION | \$4,051,216.43 | \$2,930.83 | \$1,481.75 | 0.00 | \$4,052,665.51 |
| 025590 | MSHCP RESERVE MANAGEMENT | \$1,161,151.88 | \$75,054.15 | \$156,438.86 | 0.00 | \$1,079,767.17 |
| 025800 | RIV CO CHILDREN & FAMILIES COM | \$43,757,440.54 | \$1,854,243.25 | \$1,764,060.09 | 0.00 | \$43,847,623.70 |
| 025804 | SCHOOL READINESS | (\$785,447.17) | \$0.00 | \$3,196.55 | 0.00 | (\$788,643.72) |
| 025807 | CARES Plus | (\$208,532.67) | \$0.00 | \$1,835.81 | 0.00 | (\$210,368.48) |
| 030000 | ACCUMULATIVE CAPITAL OUT | \$1,503,235.00 | \$173,055.94 | \$173,056.94 | 0.00 | \$1,503,234.00 |
| 030100 | CAPITAL CONST ANDLAND | (\$3,930,410.46) | \$4,593,861.82 | \$2,045,226.39 | 0.00 | (\$1,381,775.03) |
| 030101 | THOUSAND PALMS ANIMAL SHELTER | \$7,505.33 | \$3.01 | \$0.01 | 0.00 | \$7,508.33 |
| 030102 | BLTYHE ANIMAL SHELTER | \$257,057.59 | \$103.10 | \$1,681.38 | 0.00 | \$255,479.31 |
| 030103 | COVE COMM. SHERIFF STATION | \$114,057.97 | \$11,550.72 | \$7,506.86 | 0.00 | \$118,101.83 |
| 030104 | Indio Jail Expansion-AB900 | \$0.00 | \$0.00 | \$0.00 | 0.00 | \$0.00 |
| 030105 | Van Horn Youth Treatment/EC | \$0.00 | \$0.00 | \$0.00 | 0.00 | \$0.00 |
| 030120 | COUNTY TOBACCO SECURITIZATION | \$19.71 | \$0.01 | \$0.00 | 0.00 | \$19.72 |
| 030121 | REIMBURSEMENT FOR HUB JAIL CON | \$33,317,255.27 | \$15,849.47 | \$2,014,525.77 | 0.00 | \$31,318,578.97 |
| 030300 | FIRE PROTECTION-CAPITAL PROJ | \$732,075.79 | \$0.00 | \$0.00 | 0.00 | \$732,075.79 |
| 030301 | FIRE PROTECTION TRUST | \$3,610.92 | \$0.54 | \$962.00 | 0.00 | \$2,649.46 |
| 030302 | DEV AGRMNT #20 | \$0.04 | \$0.00 | \$0.00 | 0.00 | \$0.04 |
| 030500 | DEV IMPACT FEE OPERATION FUND | \$1,653.45 | \$0.67 | \$0.01 | 0.00 | \$1,654.11 |
| 030501 | COUNTY WIDE PUBLIC FACILITIES | \$21,088,970.65 | \$23,930.16 | \$569,610.61 | 0.00 | \$20,543,290.20 |
| 030502 | EASTERN RIV CO TRAFFICE SIGNAL | \$2,644,368.61 | \$3,193.64 | \$8,340.98 | 0.00 | \$2,639,221.27 |
| 030503 | WESTERN RIV CO TRAFFICE SIGNAL | \$9,852,381.32 | \$14,731.84 | \$168,175.32 | 0.00 | \$9,698,937.84 |
| 030504 | EASTERN RIV CO FIRE FAC | \$942,182.10 | \$2,547.60 | \$23,902.44 | 0.00 | \$920,827.26 |
| 030505 | WESTERN RIV CO FIRE | \$17,466,987.40 | \$25,055.69 | \$389,648.45 | 0.00 | \$17,102,394.64 |
| 030507 | ROADS, BRIDGES IMP FUND/JURUPA | \$879,286.96 | \$352.19 | \$0.00 | 0.00 | \$879,639.15 |
| 030508 | ROADS, BRIDGES COACHELLA VALLEY | \$3,108,824.11 | \$2,524.18 | \$7,153.23 | 0.00 | \$3,104,195.06 |
| 030509 | RBIAP3 | \$139.66 | \$0.05 | \$0.00 | 0.00 | \$139.71 |
| 030511 | WOODCREST ROADS, BRIDGES | \$471,243.14 | \$202.05 | \$6,519.54 | 0.00 | \$464,925.65 |
| 030512 | ROADS, BRIDGES TEMESCAL CANYON | \$1,529,141.36 | \$3,400.69 | \$189,638.61 | 0.00 | \$1,342,903.44 |
| 030513 | ROADS, BRIDGES EASTVALE | \$2,733,506.84 | \$1,095.46 | \$239,702.78 | 0.00 | \$2,494,899.52 |
| 030514 | RECHE CANYON ROADS/BRIDGES | \$144.90 | \$15.06 | \$0.00 | 0.00 | \$159.96 |
| 030515 | ROADS, BRIDGES SAN JACINTO | \$288,382.33 | \$115.54 | \$0.00 | 0.00 | \$288,497.87 |
| 030516 | RBI-AT9 | \$436.05 | \$0.18 | \$0.01 | 0.00 | \$436.22 |
| 030517 | ROADS AND BRIDGES IMPROV | \$403,753.23 | \$161.81 | \$0.00 | 0.00 | \$403,915.04 |
| 030518 | LAKEVIEW/NEUVO ROADS, BRIDGES | \$543,392.49 | \$217.76 | \$0.00 | 0.00 | \$543,610.25 |

Riverside County Fund Summary Report

7/1/12 - 7/31/12

| Fund | Fund Name | Balance Forward | Total Debits | Total Credits | Investments | Total |
|--------|---------------------------------|-----------------|--------------|---------------|-------------|----------------|
| 030519 | SUM CITY MAJ IMPROV FUND | \$4,927,404.52 | \$1,975.10 | \$0.00 | 0.00 | \$4,929,379.62 |
| 030520 | BRIDGES, IMPROV FUND | \$377,168.63 | \$151.15 | \$0.00 | 0.00 | \$377,319.78 |
| 030521 | ROAD, BRIDGES, MAJ IMPROV FUND | \$1,657,073.23 | \$665.18 | \$452,163.27 | 0.00 | \$1,205,575.14 |
| 030522 | PALO VERDE VALLEY ROADS AND BR | \$61,504.81 | \$24.65 | \$0.00 | 0.00 | \$61,529.46 |
| 030523 | ROADS, BRIDGES, MAJ IMP MEAD VA | \$1,111,055.33 | \$445.17 | \$0.00 | 0.00 | \$1,111,500.50 |
| 030524 | COACHELLA MAJ IMPROV FUND | \$853,034.21 | \$2,709.83 | \$0.00 | 0.00 | \$855,744.04 |
| 030525 | ROAD, BRIDGES SW AREA | \$4,085,609.87 | \$2,528.14 | \$578,726.00 | 0.00 | \$3,509,412.01 |
| 030526 | EASTVALE COMM CENTER PARK | \$1,362,376.26 | \$545.97 | \$0.00 | 0.00 | \$1,362,922.23 |
| 030527 | EASTERN RIV CO REG PARK FAC | \$51,042.14 | \$853.96 | \$0.00 | 0.00 | \$51,896.10 |
| 030528 | WEST RIV CC REG PARK | \$6,810,324.48 | \$17,191.91 | \$0.00 | 0.00 | \$6,827,516.39 |
| 030530 | ROADS, BRIDGES SANGORGONIO PAS | \$352,984.76 | \$141.45 | \$0.00 | 0.00 | \$353,126.21 |
| 030531 | PALO VERDE COMM PARK FAC | \$426.20 | \$0.17 | \$0.00 | 0.00 | \$426.37 |
| 030532 | WOODCREST COMM CENTER PARK | \$135.00 | \$0.00 | \$0.00 | 0.00 | \$135.00 |
| 030533 | WESTERN RIV CO REG FAC FUND | \$8,502,098.63 | \$11,461.89 | \$75,000.00 | 0.00 | \$8,438,560.52 |
| 030534 | COACHELLA COMM PARK FAC FUND | \$43,282.59 | \$315.34 | \$0.00 | 0.00 | \$43,597.93 |
| 030535 | PARK FAC FUND | \$211,413.56 | \$84.73 | \$1,469.71 | 0.00 | \$210,028.58 |
| 030536 | TEMESCAL CANYON PARK FAC | \$10,291.16 | \$1,747.38 | \$0.01 | 0.00 | \$12,038.53 |
| 030537 | FLOOD CONTROL | \$905,451.62 | \$362.86 | \$0.00 | 0.00 | \$905,814.48 |
| 030538 | FLOOD CONTROL FAC FUND SAN JAC | \$3,148.27 | \$1.12 | \$0.00 | 0.00 | \$3,149.39 |
| 030539 | EASTERN RIV REG FAC FUND | \$1,147,840.19 | \$1,002.10 | \$0.00 | 0.00 | \$1,148,842.29 |
| 030540 | MEAD VALLEY FLOOD CONT FAC | \$240,596.59 | \$96.42 | \$0.00 | 0.00 | \$240,693.01 |
| 030541 | FLOOD CONTROL FAC SAN GORG | \$2,210.57 | \$0.88 | \$0.00 | 0.00 | \$2,211.45 |
| 030542 | WESTERN CO LIBRARY BOOK FUND | \$3,397,997.49 | \$10,092.57 | \$0.00 | 0.00 | \$3,408,090.06 |
| 030543 | EASTERN CO LIBRARY BOOK FUND | \$4,745.37 | \$342.81 | \$0.00 | 0.00 | \$5,088.18 |
| 030544 | EASTERN RIVERSIDE CO PUBLIC FA | \$3,007,424.71 | \$2,536.04 | \$0.00 | 0.00 | \$3,009,960.75 |
| 030545 | WESTERN RIVERSIDE CO PUBLIC FA | \$6,792,283.45 | \$19,316.57 | \$0.00 | 0.00 | \$6,811,600.02 |
| 030547 | INTERIM OPEN SPACE MITIGATION | \$159,037.75 | \$63.74 | \$0.00 | 0.00 | \$159,101.49 |
| 030550 | 107 CDM-PF-SD-4 | \$253,679.26 | \$101.67 | \$0.01 | 0.00 | \$253,780.92 |
| 030553 | 104 DA-HC-SD-1 | \$2,860.25 | \$1.15 | \$0.00 | 0.00 | \$2,861.40 |
| 030554 | 105 DA-HC-SD-2 | \$1,684.28 | \$0.68 | \$0.01 | 0.00 | \$1,684.95 |
| 030555 | 106 DA-HC-SD-3 | \$1,933.65 | \$0.78 | \$0.00 | 0.00 | \$1,934.43 |
| 030556 | DA-PF-SD-1 | \$170,442.15 | \$68.31 | \$0.01 | 0.00 | \$170,510.45 |
| 030557 | 105 DA-PF-SD-2 | \$213,588.02 | \$85.60 | \$0.00 | 0.00 | \$213,673.62 |
| 030558 | 106 DA-PF-SD-3 | \$80,985.78 | \$20,788.25 | \$0.00 | 0.00 | \$101,774.03 |
| 030559 | 107 DA-PF-SD-4 | \$150,825.46 | \$60.45 | \$0.01 | 0.00 | \$150,885.90 |
| 030560 | 108 DA-PF-SD-5 | \$20.88 | \$0.01 | \$0.00 | 0.00 | \$20.89 |
| 030561 | 103 DA-PS-COW | \$34,578.63 | \$5,592.73 | \$0.00 | 0.00 | \$40,171.36 |

Riverside County Fund Summary Report 7/1/12 - 7/31/12

| Fund | Fund Name | Balance Forward | Total Debits | Total Credits | Investments | Total |
|--------|--------------------------------|-----------------|----------------|----------------|-------------|-----------------|
| 030562 | 104 DA-RP-SD-1 | \$7,554.19 | \$3.03 | \$0.00 | 0.00 | \$7,557.22 |
| 030563 | 105 DA-RP-SD-2 | \$213.57 | \$0.09 | \$0.01 | 0.00 | \$213.65 |
| 030564 | 106 DA-RP-SD-3 | \$197,858.11 | \$79.29 | \$0.00 | 0.00 | \$197,937.40 |
| 030565 | 104 DA-RT-SD-1 | \$3,306.25 | \$1.33 | \$0.00 | 0.00 | \$3,307.58 |
| 030566 | 105 DA-RT-SD-2 | \$318.57 | \$0.13 | \$0.00 | 0.00 | \$318.70 |
| 030567 | 106 DA-RT-SD-3 | \$8,645.02 | \$3.47 | \$0.01 | 0.00 | \$8,648.48 |
| 030568 | CC/PF/AP13 | \$31,212.46 | \$12.50 | \$31,212.46 | 0.00 | \$12.50 |
| 030580 | JURUPA COMMUNITY PLAN | \$0.00 | \$49.49 | \$49.49 | 0.00 | \$0.00 |
| 030700 | CAPITAL IMPROV PROGRAM | \$24,106,365.78 | \$162,307.46 | \$257,005.16 | 0.00 | \$24,011,668.08 |
| 030701 | PALM DESERT FINANCING | \$0.00 | \$0.00 | \$0.00 | 0.00 | \$0.00 |
| 031035 | 2005 A CAP IMP FAMILY LAW/CONS | \$0.00 | \$0.00 | \$0.00 | 0.00 | \$0.00 |
| 031045 | 2006A CAPITAL IMPROVEMENT PROJ | \$0.00 | \$0.00 | \$0.00 | 0.00 | \$0.00 |
| 031055 | 2012 CAC REFUND CAP PROJ FUND | \$0.00 | \$0.00 | \$0.00 | 0.00 | \$0.00 |
| 031540 | CAPITAL IMP FUND/REDEV AGENCY | \$8,153,123.96 | \$2,844,755.11 | \$4,581,236.62 | 0.00 | \$6,416,642.45 |
| 031541 | Sycamore Canyon Redev Project | \$1,081,724.63 | \$0.00 | \$331,331.17 | 0.00 | \$750,393.46 |
| 031542 | Moreno Valley Redev Project | \$5,999,999.91 | \$1,628,083.85 | \$7,592,417.50 | 0.00 | \$35,666.26 |
| 031543 | Palm Desert Redev Projects | \$11,375,916.39 | \$0.00 | \$3,857,710.90 | 0.00 | \$7,518,205.49 |
| 031550 | CSA#143 QUIMBY FEE | \$1,473,724.38 | \$750.74 | \$52,020.55 | 0.00 | \$1,422,454.57 |
| 031555 | CSA #145 QUIMBY | \$1,428,825.81 | \$572.61 | \$0.00 | 0.00 | \$1,429,398.42 |
| 031560 | CSA #152 ZONE A | \$1,131,708.66 | \$453.53 | \$0.00 | 0.00 | \$1,132,162.19 |
| 031570 | CSA #152 ZONE B | \$3,303,479.02 | \$1,323.87 | \$0.00 | 0.00 | \$3,304,802.89 |
| 031600 | MENIFEE RD & BRIDGE BENE DIST | \$8,432,838.52 | \$3,380.71 | \$541,130.03 | 0.00 | \$7,895,089.20 |
| 031610 | STHWST AREA RD&BRIDGE BENEFIT | \$9,083,705.43 | \$51,997.71 | \$8,326.91 | 0.00 | \$9,127,376.23 |
| 031630 | TRAFFIC SIGNAL MITIGATION | \$0.00 | \$0.00 | \$0.00 | 0.00 | \$0.00 |
| 031631 | TRAFFIC SIGNAL MITIGATION | \$84,096.42 | \$33.70 | \$0.00 | 0.00 | \$84,130.12 |
| 031632 | SIGNAL MITIGATION SSA2 | \$0.00 | \$0.00 | \$0.00 | 0.00 | \$0.00 |
| 031633 | SIGNAL MITIGATION SSA 3 | \$0.00 | \$0.00 | \$0.00 | 0.00 | \$0.00 |
| 031634 | SIGNAL MITIGATION SS4 | \$510,433.32 | \$209.62 | \$116.68 | 0.00 | \$510,526.26 |
| 031635 | SIGNAL MITIGATION SS5 | \$0.00 | \$0.00 | \$0.00 | 0.00 | \$0.00 |
| 031640 | JURUPA R&B BENEFIT DISTRICT | \$18,426,647.16 | \$7,402.26 | \$14,395.25 | 0.00 | \$18,419,654.17 |
| 031650 | DA DIF CONSOLIDATED AREA PLAN | \$310,831.43 | \$1,475,560.93 | \$875,928.37 | 0.00 | \$910,463.99 |
| 031680 | DEVELOPER AGREEMENTS | \$364,816.42 | \$146.20 | \$0.00 | 0.00 | \$364,962.62 |
| 031681 | DEVELOPER AGREEMENT DIST 1 | \$1,180,716.64 | \$473.17 | \$0.00 | 0.00 | \$1,181,189.81 |
| 031682 | DEVELOPER AGREEMENTS DIST 2 | \$3,043.44 | \$1.22 | \$0.00 | 0.00 | \$3,044.66 |
| 031683 | DEVELOPER AGREEMENTS DIST 3 | \$192,928.64 | \$77.32 | \$0.00 | 0.00 | \$193,005.96 |
| 031684 | DEVELOPER AGREEMENTS DIST 4 | \$0.00 | \$0.00 | \$0.00 | 0.00 | \$0.00 |
| 031685 | DEVELOPER AGREEMENT DIST 5 | \$0.00 | \$0.00 | \$0.00 | 0.00 | \$0.00 |

Riverside County Fund Summary Report

7/1/12 - 7/31/12

| Fund | Fund Name | Balance Forward | Total Debits | Total Credits | Investments | Total |
|--------|--------------------------------|-----------------|-----------------|-----------------|-------------|-----------------|
| 031690 | SIGNAL MITIGATION | \$0.00 | \$0.00 | \$0.00 | 0.00 | \$0.00 |
| 031691 | SIGNAL MITIGATION | \$5,329.02 | \$8,343.48 | \$0.01 | 0.00 | \$13,672.49 |
| 031692 | SIGNAL MITIGATION | \$137,943.81 | \$168,259.61 | \$272,875.33 | 0.00 | \$333,328.09 |
| 031693 | SCOTT ROAD | \$1,314,535.56 | \$527.69 | \$6,307.60 | 0.00 | \$1,308,755.65 |
| 031740 | LAKEVIEW/NUOVO ROAD AND BRIDGE | \$0.00 | \$0.00 | \$0.00 | 0.00 | \$0.00 |
| 032700 | REDEVELOPMENT CAPITAL PROJECTS | \$19,555,162.60 | \$8,083,015.71 | \$8,162,118.99 | 0.00 | \$19,476,059.32 |
| 032710 | MITIGATION PROJECTS | \$124,773.09 | \$0.00 | \$2,258.33 | 0.00 | \$122,514.76 |
| 032720 | CSA126 QUIMBY | \$73,485.99 | \$29.45 | \$0.00 | 0.00 | \$73,515.44 |
| 032730 | CSA146 QUIMBY | \$59,872.69 | \$24.00 | \$0.00 | 0.00 | \$59,896.69 |
| 032740 | CSA152 CAJALCO CORRIDOR QUIMBY | \$2,003,522.44 | \$802.91 | \$0.00 | 0.00 | \$2,004,325.35 |
| 032750 | WOODCREST LIBRARY PROJECT | \$0.89 | \$0.00 | \$0.00 | 0.00 | \$0.89 |
| 032800 | U.S. DISTRICT COURT PROJ. | \$0.00 | \$0.00 | \$0.00 | 0.00 | \$0.00 |
| 033000 | FC CAPITAL PROJECT | \$86,267.91 | \$44.81 | \$42,836.55 | 0.00 | \$43,476.17 |
| 033100 | PARK ACQUISITION & DEVEL | \$1,194,328.67 | \$478.63 | \$0.00 | 0.00 | \$1,194,807.30 |
| 033110 | PROP 40 CAP DEV PARKS | \$1,446,781.44 | \$579.80 | \$1,100.06 | 0.00 | \$1,446,261.18 |
| 033120 | DEVELOPERIMPACT FEES PARKS | \$0.00 | \$0.00 | \$0.00 | 0.00 | \$0.00 |
| 033121 | WEST COUNTY PARKS | \$470,590.46 | \$188.59 | \$514.25 | 0.00 | \$470,264.80 |
| 033122 | EASTCO PARKS - DIF | \$475,495.69 | \$190.56 | \$0.00 | 0.00 | \$475,686.25 |
| 033123 | TRAILS WEST CO PARKS | \$1,388,177.34 | \$652.05 | \$24,100.20 | 0.00 | \$1,364,729.19 |
| 033124 | TRAILS EAST CO PAKES - DIF | \$7,338.57 | \$2.94 | \$0.00 | 0.00 | \$7,341.51 |
| 033150 | PARK ACQUISITION A C O | \$858,786.65 | \$159.95 | \$6,150.00 | 0.00 | \$852,796.60 |
| 033160 | SAR PARKWAY PRADO DAM TRAIL | \$2,919,287.32 | \$1,169.90 | \$0.00 | 0.00 | \$2,920,457.22 |
| 033170 | Prop 50 River Parkways Grant | \$201,830.44 | \$80.88 | \$0.00 | 0.00 | \$201,911.32 |
| 033200 | COMMUNITY /COUNTY PARKS | \$626,444.84 | \$1,702.46 | \$16,187.67 | 0.00 | \$611,959.63 |
| 033201 | QUIMBY FEES | \$0.00 | \$0.00 | \$0.00 | 0.00 | \$0.00 |
| 033202 | CSA 152 ZONEQUIMBY FEES | \$0.00 | \$0.00 | \$0.00 | 0.00 | \$0.00 |
| 033300 | INLAND EMPIRE TOBACCO SECURITI | \$0.00 | \$0.00 | \$0.00 | 0.00 | \$0.00 |
| 033500 | PSEC 800 MHZRADIO PROJECT | \$885,498.65 | \$2,607,238.55 | \$457,419.35 | 0.00 | \$3,035,317.85 |
| 033600 | INTEGRATED PROP TAX MGMT SYS | \$913,067.66 | \$8,767,040.88 | \$270,035.03 | 0.00 | \$9,410,073.51 |
| 033700 | 2008 A PALM DESERT FINFAC PROJ | \$0.00 | \$0.00 | \$0.00 | 0.00 | \$0.00 |
| 035000 | PENSION OBLIGATION BONDS | \$4,776,593.11 | \$28,471,009.17 | \$27,639,516.04 | 0.00 | \$5,608,086.24 |
| 035100 | PENSION LIABILITY MANAGEMENT | \$1,236.59 | \$617,179.08 | \$0.00 | 0.00 | \$618,415.67 |
| 035900 | CORAL | \$7,846,939.01 | \$14,627,774.46 | \$20,719,862.41 | 0.00 | \$1,754,851.06 |
| 036000 | RIVERSIDE CO CENTER ANNEX | \$0.00 | \$0.00 | \$0.00 | 0.00 | \$0.00 |
| 036120 | DESERT FAC CORP NON COUNTY FND | \$0.00 | \$0.00 | \$0.00 | 0.00 | \$0.00 |
| 036160 | 2005 B HISTORIC COURTHOUSE | \$0.00 | \$0.00 | \$0.00 | 0.00 | \$0.00 |
| 036170 | 2005 A CAP.IMP. FAMILY LAW PRO | \$0.00 | \$0.00 | \$0.00 | 0.00 | \$0.00 |

Riverside County

Fund Summary Report

7/1/12 - 7/31/12

| Fund | Fund Name | Balance Forward | Total Debits | Total Credits | Investments | Total |
|--------|--------------------------------|-----------------|-----------------|-----------------|-------------|-----------------|
| 036180 | 1990 MONTEREY AVENUE PROJECT | \$0.00 | \$0.00 | \$0.00 | 0.00 | \$0.00 |
| 036190 | 2006 A CAPITAL IMPROVEMENT PRO | \$0.00 | \$0.00 | \$0.00 | 0.00 | \$0.00 |
| 036200 | 2007 PUBLIC SAFETY COMM /REFUN | \$0.00 | \$0.00 | \$0.00 | 0.00 | \$0.00 |
| 036210 | 2008 A SWJC REFUNDING PROJECT | \$0.00 | \$0.00 | \$0.00 | 0.00 | \$0.00 |
| 036220 | 2009 LARSON JUSTICE CENTER | \$0.00 | \$0.00 | \$0.00 | 0.00 | \$0.00 |
| 036230 | 2009 PUBLIC SAFETY COMM & LIB | \$0.00 | \$0.00 | \$0.00 | 0.00 | \$0.00 |
| 036240 | 2011 Monroe Park Building L F | \$0.00 | \$0.00 | \$0.00 | 0.00 | \$0.00 |
| 036250 | 2012 CAC REFUND DEBT SERV FUND | \$0.00 | \$0.00 | \$0.00 | 0.00 | \$0.00 |
| 037000 | DEBT SERVICE | \$0.00 | \$0.00 | \$0.00 | 0.00 | \$0.00 |
| 037050 | TEETER DEBT SERVICE FUND | \$45,073,309.15 | \$33,973,546.23 | \$21,298.48 | 0.00 | \$79,025,556.90 |
| 037100 | REDEVELOPMENT AGENCY- DBT SVS | \$52,063,796.73 | \$8,543.71 | \$35,089,021.88 | 0.00 | \$16,983,318.56 |
| 037200 | BANKRUPTCY COURTHOUSE PROJ. | \$0.00 | \$0.00 | \$0.00 | 0.00 | \$0.00 |
| 037250 | Redevelopmnt Oblig Retirement | \$0.00 | \$34,604,399.84 | \$0.00 | 0.00 | \$34,604,399.84 |
| 037300 | U.S. DISTRICT COURT DEBT SERV | \$0.00 | \$0.00 | \$0.00 | 0.00 | \$0.00 |
| 037500 | 2003 A PALM DESERT FIN FAC PRO | \$0.00 | \$0.00 | \$0.00 | 0.00 | \$0.00 |
| 037510 | 2008 A PALM DESERT FIN FAC PRO | \$0.00 | \$0.00 | \$0.00 | 0.00 | \$0.00 |
| 039810 | PERRIS VALLEY CEMETERY DISCT | \$489,387.65 | \$595.06 | \$0.00 | 0.00 | \$489,982.71 |
| 040050 | HOSPITAL ENTERPRISE FUND | \$16,473,356.61 | \$22,976,959.46 | \$40,282,272.31 | 0.00 | (\$831,956.24) |
| 040051 | RCRMC SITE DEV SERV | \$31,504.31 | \$12.62 | \$0.00 | 0.00 | \$31,516.93 |
| 040052 | SHEARER DIALYSIS | \$158,688.71 | \$0.00 | \$0.00 | 0.00 | \$158,688.71 |
| 040053 | RESTRICTED GRANTS | \$4,727,035.21 | \$67,722.69 | \$0.00 | 0.00 | \$4,794,757.90 |
| 040070 | COMMUNITY BASED CLINIC | \$599.04 | \$0.24 | \$233,120.76 | 0.00 | (\$232,521.48) |
| 040080 | SCHOOL BASED FUND | \$600.51 | \$0.24 | \$0.00 | 0.00 | \$600.75 |
| 040200 | WASTE DISPOSAL ENTERPRISE | \$84,902,920.83 | \$5,999,653.28 | \$4,814,883.13 | 0.00 | \$86,087,690.98 |
| 040203 | OASIS CLOSURE ESCROW | \$367,412.75 | \$139.74 | \$0.00 | 0.00 | \$367,552.49 |
| 040204 | ANZA CLOSURE ESCROW | \$3,181.16 | \$1.27 | \$0.00 | 0.00 | \$3,182.43 |
| 040205 | LAMB CANYON CLOSURE ESCROW | \$7,489,471.91 | \$2,847.54 | \$0.00 | 0.00 | \$7,492,319.45 |
| 040206 | MECCA II CLOSURE ESCROW | \$1,355,248.40 | \$542.89 | \$0.01 | 0.00 | \$1,355,791.28 |
| 040207 | BADLANDS CLOSURE ESCROW | \$10,818,640.30 | \$4,335.58 | \$0.00 | 0.00 | \$10,822,975.88 |
| 040208 | EDOM HILL CLOSURE ESCROW | \$5,061,429.53 | \$2,028.37 | \$0.00 | 0.00 | \$5,063,457.90 |
| 040209 | DESERT CENTER CLOSURE ESCROW | \$199,118.85 | \$79.58 | \$0.00 | 0.00 | \$199,198.43 |
| 040211 | BLYTHE CLOSURE ESCROW | \$1,346,365.32 | \$522.18 | \$0.00 | 0.00 | \$1,346,887.50 |
| 040212 | WASTE CLOSURE FUND | \$27,683,653.97 | \$11,093.52 | \$27,694,747.40 | 0.00 | \$0.09 |
| 040213 | WRMD REMEDITATION FUND | \$691,625.98 | \$276.50 | \$691,902.48 | 0.00 | \$0.00 |
| 040214 | HIGHGROVECAP REM FUND | \$5,109,145.32 | \$2,047.49 | \$0.00 | 0.00 | \$5,111,192.81 |
| 040215 | BLYTHE CAP REM FUND | \$321,062.11 | \$127.81 | \$0.00 | 0.00 | \$321,189.92 |
| 040216 | DESERT CENTER CAP | \$338,431.19 | \$135.53 | \$0.00 | 0.00 | \$338,566.72 |

Riverside County

Fund Summary Report

7/1/12 - 7/31/12

| Fund | Fund Name | Balance Forward | Total Debits | Total Credits | Investments | Total |
|--------|-------------------------------|-----------------|-----------------|----------------|-------------|-----------------|
| 040217 | DOUBLE BUTTE CAP | \$1,029,122.46 | \$412.42 | \$0.00 | 0.00 | \$1,029,534.88 |
| 040218 | BADLANDS CAP | \$4,122,218.50 | \$1,521.81 | \$0.00 | 0.00 | \$4,123,740.31 |
| 040219 | EDOM HILL CAP | \$1,860,521.60 | \$734.17 | \$0.00 | 0.00 | \$1,861,255.77 |
| 040220 | OASIS CAP | \$374,337.11 | \$148.19 | \$0.00 | 0.00 | \$374,485.30 |
| 040221 | LAMB CANYON CAP | \$1,848,568.48 | \$585.01 | \$0.00 | 0.00 | \$1,849,153.49 |
| 040222 | COACHELLA CAP | \$1,337,380.02 | \$535.96 | \$0.00 | 0.00 | \$1,337,915.98 |
| 040223 | MEAD VALLEY CAP | \$1,294,930.42 | \$518.94 | \$0.00 | 0.00 | \$1,295,449.36 |
| 040224 | ANZA CAP | \$786,478.85 | \$294.78 | \$0.00 | 0.00 | \$786,773.63 |
| 040225 | MECCA 11 CAP/REMED | \$355,966.96 | \$142.66 | \$0.00 | 0.00 | \$356,109.62 |
| 040226 | CORONA CAP | \$389,151.69 | \$141,324.31 | \$0.00 | 0.00 | \$530,476.00 |
| 040227 | ELSINORE CAP | \$657,827.12 | \$263.62 | \$0.00 | 0.00 | \$658,090.74 |
| 040228 | WEST RIVERSIDE CAP | \$782,851.60 | \$313.73 | \$0.00 | 0.00 | \$783,165.33 |
| 040229 | BEAUMONT CAP | \$216,802.06 | \$86.89 | \$0.00 | 0.00 | \$216,888.95 |
| 040230 | HEMET CAP | \$178,793.18 | \$71.65 | \$0.00 | 0.00 | \$178,864.83 |
| 040231 | OPEB FUNDS FOR DISTRICT | \$113,000.00 | \$0.00 | \$0.00 | 0.00 | \$113,000.00 |
| 040232 | Environmental | \$0.00 | \$28,386,649.88 | \$910,670.48 | 0.00 | \$27,475,979.40 |
| 040250 | WASTE DISPOSAL-HAZARDOUS | \$605,562.41 | \$250.52 | \$247,362.04 | 0.00 | \$358,450.89 |
| 040400 | COUNTY SERVICE AREA #122 | \$158,170.26 | \$15,416.46 | \$35,446.41 | 0.00 | \$138,140.31 |
| 040420 | CSA #62 SEWER PLANT | \$7,712.74 | \$0.00 | \$0.00 | 0.00 | \$7,712.74 |
| 040440 | COUNTY SERVICE AREA #62 | \$61,198.69 | \$10,549.79 | \$23,071.87 | 0.00 | \$48,676.61 |
| 040600 | HOUSING AUTHORITY/PAYROLL | \$1,290,177.75 | \$5,322.14 | \$601,991.97 | 0.00 | \$693,507.92 |
| 040650 | PHOTOGRAMMERTY OPERATIONS | \$663,053.84 | \$18,159.40 | \$5,594.72 | 0.00 | \$675,618.52 |
| 040660 | SUBDIVISION OPERATIONS | \$4,249,809.85 | \$126,732.30 | \$71,660.09 | 0.00 | \$4,304,882.06 |
| 040670 | ENCROACHMENT PERMITS | \$391,554.84 | \$32,436.95 | \$10,427.11 | 0.00 | \$413,566.68 |
| 045100 | RECORDS MGT & ARCHIVES PROG | \$1,306,529.56 | \$109,959.19 | \$141,233.44 | 0.00 | \$1,275,255.31 |
| 045300 | AUTOMOTIVE MAINTENANCE | \$7,917,055.65 | \$3,213,400.21 | \$1,765,723.58 | 0.00 | \$9,364,732.28 |
| 045420 | OASIS | \$4,726,242.53 | \$1,344,775.88 | \$925,351.81 | 0.00 | \$5,145,666.60 |
| 045500 | DATA PROCESSING | \$10,688,951.83 | \$271,365.47 | \$2,864,297.80 | 0.00 | \$8,096,019.50 |
| 045510 | RCIT PASS THRU | (\$10,968.48) | \$191,134.04 | \$191,118.94 | 0.00 | (\$10,953.38) |
| 045600 | PRINTING SVS I.S.F. | \$1,494,103.27 | \$321,496.75 | \$258,473.79 | 0.00 | \$1,557,126.23 |
| 045620 | CENTRAL MAIL SERVICE | \$581,285.08 | \$433,086.06 | \$268,336.60 | 0.00 | \$746,034.54 |
| 045700 | STORES WORKING CAPITAL F | \$3,384,889.23 | \$1,183,888.55 | \$1,146,474.29 | 0.00 | \$3,422,303.49 |
| 045800 | EXCLUSIVE PROVIDER OPTION | \$26,428,007.47 | \$4,309,215.56 | \$4,226,136.58 | 0.00 | \$26,511,086.45 |
| 045860 | DELTA DENTAL PPO | \$4,188,909.53 | \$439,879.99 | \$371,093.99 | 0.00 | \$4,257,695.53 |
| 045900 | LOCAL ADVANTAGE PLUS DENTAL | \$1,607,555.30 | \$82,063.28 | \$53,676.51 | 0.00 | \$1,635,942.07 |
| 045920 | LOCAL ADVANTAGE BLYTHE DENTAL | \$61,009.56 | \$1,463.29 | \$487.79 | 0.00 | \$61,985.06 |
| 045960 | LIABILITY INSURANCE FUND | \$26,064,531.03 | \$64,705.69 | \$5,794,594.23 | 0.00 | \$20,334,642.49 |

Riverside County

Fund Summary Report

7/1/12 - 7/31/12

| Fund | Fund Name | Balance Forward | Total Debits | Total Credits | Investments | Total |
|--------|--------------------------------|-----------------|-----------------|-----------------|-------------|-----------------|
| 046000 | MALPRACTISE INS I.S.F. | \$9,982,254.23 | \$4,084.97 | \$179,061.01 | 0.00 | \$9,807,278.19 |
| 046020 | PROPERTY INSUANCE - ISF | \$2,699,891.16 | \$3,563,625.00 | \$5,647,166.66 | 0.00 | \$616,349.50 |
| 046040 | SAFETY LOSS CONTROL ISF | \$676,867.84 | \$4,865.30 | \$143,674.96 | 0.00 | \$538,058.18 |
| 046060 | DISABILITY INCOME INS I. | \$716,705.77 | \$164,345.74 | \$332,066.14 | 0.00 | \$548,985.37 |
| 046080 | UNEMPLOYMENT INSURANCE I. | \$7,007,259.80 | \$269,278.83 | \$4,271.10 | 0.00 | \$7,272,267.53 |
| 046100 | WORKERS COMP BENEFITS | \$91,846,354.34 | \$468,684.96 | \$2,910,106.36 | 0.00 | \$89,404,932.94 |
| 046120 | OCCUPATIONAL HEALTH/WEILLNESS | \$1,846,600.71 | \$228,401.74 | \$296,210.87 | 0.00 | \$1,778,791.58 |
| 047000 | TEMPORARY ASSISTANCE POOL | \$2,539,999.22 | \$530,659.93 | \$399,893.86 | 0.00 | \$2,670,765.29 |
| 047200 | EDA-CUSTODIAL SERVICES | \$1,674,536.44 | \$2,624,998.39 | \$1,895,565.33 | 0.00 | \$2,403,969.50 |
| 047210 | EDA-MAINTENANCE SERVICES | \$1,968,220.30 | \$2,086,252.62 | \$1,724,691.03 | 0.00 | \$2,329,781.89 |
| 047220 | EDA-REAL ESTATE | \$294,470.56 | \$11,199,281.92 | \$10,161,451.40 | 0.00 | \$1,332,301.08 |
| 048000 | HYDROLOGICAL SERVICES | \$100,752.90 | \$40,435.13 | \$89,637.59 | 0.00 | \$51,550.44 |
| 048020 | GARAGE/FLEET OPERATIONS | \$4,354,380.75 | \$448,534.37 | \$221,789.23 | 0.00 | \$4,581,125.89 |
| 048040 | PROJECT MAINTENANCE OPERATIONS | \$835,647.55 | \$117,668.55 | \$12,434.23 | 0.00 | \$940,881.87 |
| 048060 | MAPPING SERVICES | \$537,741.30 | \$22,860.68 | \$19,217.96 | 0.00 | \$541,384.02 |
| 048080 | DATA PROCESSING | \$1,086,414.27 | \$234,579.40 | \$187,690.67 | 0.00 | \$1,133,303.00 |
| 050000 | DEFINED BENEFIT PLAN | \$54,932.39 | \$139,604.79 | \$172,577.69 | 0.00 | \$21,959.49 |
| 051000 | SALTON SEA AUTHORITY | \$2,032.63 | \$0.00 | \$332.93 | 0.00 | \$1,699.70 |
| 051005 | ABANDONED VEHICLE ABATEMENT | \$1,831,953.98 | \$773.87 | \$90.80 | 0.00 | \$1,832,637.05 |
| 051010 | SALTON SEA AUTHORITY | \$2,632.06 | \$1.97 | \$0.01 | 0.00 | \$2,634.02 |
| 051015 | ALVORD DRAINAGE | \$340.29 | \$0.14 | \$0.00 | 0.00 | \$340.43 |
| 051025 | BANNING UNION HIGH SCHOOL | \$479,582.85 | \$1,631.01 | \$27,645.22 | 0.00 | \$453,568.64 |
| 051030 | BANNING LIBRARY ACO | \$610,702.37 | \$244.74 | \$0.00 | 0.00 | \$610,947.11 |
| 051035 | BEAUMONT-CHERRY VALLEY R | \$25,494.03 | \$48,527.62 | \$0.00 | 0.00 | \$74,021.65 |
| 051055 | BEAUMONT LIBRARY | \$560,067.80 | \$34,695.68 | \$84,170.57 | 0.00 | \$510,592.91 |
| 051060 | BEAUMONT LIBRARY ACO | \$716,051.58 | \$285.67 | \$0.00 | 0.00 | \$716,337.25 |
| 051070 | COACHELLA VALLEY FIRE PR | \$153,659.90 | \$61.58 | \$0.00 | 0.00 | \$153,721.48 |
| 051075 | COACHELLA SANITARY DEBT | \$6.95 | \$0.01 | \$0.01 | 0.00 | \$6.95 |
| 051080 | COACHELLA VALLEY REGIONAL AIRP | \$5,033.09 | \$2.13 | \$200.00 | 0.00 | \$4,835.22 |
| 051085 | COACHELLA VALLEY CEMETERY | \$3,000.00 | \$0.00 | \$0.00 | 0.00 | \$3,000.00 |
| 051095 | COACHELLA VALLEY CEM PRE-NEEDS | \$0.00 | \$0.00 | \$0.00 | 0.00 | \$0.00 |
| 051100 | COACHELLA VALLEY PUBLIC | \$515,929.97 | \$62,016.62 | \$91,254.03 | 0.00 | \$486,692.56 |
| 051105 | ACCUMULATIVE CAPITAL OUTLAY. | \$491,526.17 | \$196.98 | \$0.00 | 0.00 | \$491,723.15 |
| 051115 | COACHELLA VALLEY MOSQUIT | \$8,731,272.65 | \$13,006.52 | \$1,410,789.54 | 0.00 | \$7,333,489.63 |
| 051125 | COACHELLA VALLEY PARK | \$1,001,864.07 | \$12,682.70 | \$1,000,009.08 | 0.00 | \$14,537.69 |
| 051135 | COACH VAL ASSOC OF GOVT | \$22,223,640.87 | \$3,591,901.31 | \$1,383,368.27 | 0.00 | \$24,432,173.91 |
| 051140 | C-VAG BOND ADVANCES | \$0.00 | \$0.00 | \$0.00 | 0.00 | \$0.00 |

Riverside County Fund Summary Report

7/1/12 - 7/31/12

| Fund | Fund Name | Balance Forward | Total Debits | Total Credits | Investments | Total |
|--------|--------------------------------|------------------|-----------------|-----------------|-------------|------------------|
| 051145 | CVAG-RSVP-ACTION | \$346,031.68 | \$138.67 | \$0.00 | 0.00 | \$346,170.35 |
| 051155 | DESERT HOSP DEBT SVS | \$81,584.89 | \$32.70 | \$0.00 | 0.00 | \$81,617.59 |
| 051160 | EDGEMONT COMMUNITY SERVICE | \$1,549,294.81 | \$2,508.90 | \$65,474.12 | 0.00 | \$1,486,329.59 |
| 051165 | EDGEMONT COMM SERV DIST | \$37,734.37 | \$56.07 | \$6,014.37 | 0.00 | \$31,776.07 |
| 051170 | EDGEMONT COMM SERVICES A | \$5,279,041.20 | \$1,888.00 | \$28,620.82 | 0.00 | \$5,252,308.38 |
| 051175 | ELSINORE VALLEY CEMETERY | \$380,915.52 | \$4,268.14 | \$3,788.19 | 0.00 | \$381,395.47 |
| 051180 | ELSINORE VALL CEM-ENDOW | \$18,190.73 | \$606.41 | \$0.00 | 0.00 | \$18,797.14 |
| 051185 | HAZARDOUS WASTE MGT AUTH | \$111,065.84 | \$44.51 | \$0.00 | 0.00 | \$111,110.35 |
| 051190 | HEMET VALLEY HOSP | \$563.38 | \$0.23 | \$0.00 | 0.00 | \$563.61 |
| 051195 | JURUPA AREA REC & PARK | \$129,828.32 | \$2,322.08 | \$9.08 | 0.00 | \$132,141.32 |
| 051210 | JURUPA COMMSVS DIST IMP# | \$99,439.29 | \$39.85 | \$0.00 | 0.00 | \$99,479.14 |
| 051215 | LOCAL AGENCYFORMATION COMMISSI | \$194,143.45 | \$318,416.32 | \$56,657.71 | 0.00 | \$455,902.06 |
| 051220 | LOCAL TRANSPORTATION FUND | \$79,708,613.53 | \$4,606,433.62 | \$10,487,399.24 | 0.00 | \$73,827,647.91 |
| 051230 | MENIFEE LMD 88-1 | \$26,155.81 | \$34.24 | \$0.00 | 0.00 | \$26,190.05 |
| 051235 | MURRIETA CEMETERY | \$120,715.79 | \$15,384.20 | \$27,293.17 | 0.00 | \$108,806.82 |
| 051240 | MURRIETA VALLEY CEMETERY | \$14,252.41 | \$8.72 | \$0.00 | 0.00 | \$14,261.13 |
| 051245 | MURRIETA CEMETERY END CA | \$12,382.55 | \$2,208.30 | \$0.00 | 0.00 | \$14,590.85 |
| 051246 | MVCD Endowment Interest | \$0.00 | \$0.00 | \$0.00 | 0.00 | \$0.00 |
| 051250 | NORTHWEST MOSQUITO ABATE | \$1,691,829.62 | \$678.00 | \$0.00 | 0.00 | \$1,692,507.62 |
| 051255 | NORTHWEST MOSQUITO ABATE | \$4,143,793.39 | \$21,288.20 | \$116,181.22 | 0.00 | \$4,048,900.37 |
| 051260 | PALM SPRINGS CEMETERY EN | \$500,032.45 | \$15,545.64 | \$0.00 | 0.00 | \$515,578.09 |
| 051265 | PALM SPRINGS CEMETERY PRE-NEED | \$154,132.66 | \$11,757.90 | \$54.86 | 0.00 | \$165,835.70 |
| 051270 | PALM SPRINGS PUBLIC CEMETERY | \$92,774.87 | \$29,599.33 | \$76,656.50 | 0.00 | \$45,717.70 |
| 051275 | PALM SPRINGS CEMETERY AC | \$483,142.72 | \$15,335.85 | \$1,539.15 | 0.00 | \$496,939.42 |
| 051280 | PALO VERDE CEMETERY | \$159,647.17 | \$229.84 | \$4,751.08 | 0.00 | \$155,125.93 |
| 051285 | PALO VERDE CEM ENDOW CAR | \$119,111.69 | \$1,997.63 | \$0.00 | 0.00 | \$121,109.32 |
| 051290 | PALO VERDE SOIL CONS | \$23,954.82 | \$9.60 | \$0.00 | 0.00 | \$23,964.42 |
| 051295 | PALO VERDE VALLEY LIBRARY | \$530,829.73 | \$1,740.28 | \$43,942.44 | 0.00 | \$488,627.57 |
| 051300 | PALO VERDE VALLEY TRANSI | \$171.16 | \$0.07 | \$0.00 | 0.00 | \$171.23 |
| 051305 | JURUPA R& PARK INPACTION FEES | \$4,241.70 | \$1.70 | \$0.00 | 0.00 | \$4,243.40 |
| 051320 | RIV CO TRANSPORTATION CO | \$411,741,265.06 | \$20,932,303.57 | \$14,766,085.75 | 0.00 | \$417,907,482.88 |
| 051321 | RCTC BONDS RESERVE | \$2,725,995.32 | \$1,410.95 | \$105,173.00 | 0.00 | \$2,822,233.27 |
| 051325 | BEAUMONT LIBRARY LITERACY PROG | \$35,836.85 | \$14.37 | \$0.01 | 0.00 | \$35,851.21 |
| 051330 | REGIONAL ACCESS PROJECT | \$3,914.43 | \$1.58 | \$0.00 | 0.00 | \$3,916.01 |
| 051335 | RIV COUNTY HABITAT CONS AGENCY | \$6,992,903.96 | \$168,948.09 | \$111,303.28 | 0.00 | \$7,050,548.77 |
| 051336 | PURCH OF MITIGATION HABITAT | \$53,661.91 | \$21.51 | \$0.00 | 0.00 | \$53,683.42 |
| 051337 | LAKE SKINNER SKR RES MGT END. | \$718,459.12 | \$287.92 | \$13,983.76 | 0.00 | \$704,763.28 |

Riverside County Fund Summary Report

7/1/12 - 7/31/12

| Fund | Fund Name | Balance Forward | Total Debits | Total Credits | Investments | Total |
|--------|--------------------------------|-----------------|----------------|---------------|-------------|----------------|
| 051338 | SYCAMORE CANYON SKR RES MGT EN | \$981,939.09 | \$393.56 | \$0.00 | 0.00 | \$982,332.65 |
| 051339 | MOTTE RIMROCK RESERVE | \$692,990.76 | \$277.72 | \$0.00 | 0.00 | \$693,268.48 |
| 051340 | WESTERN RIV COUNTY MHSCP | \$0.00 | \$0.00 | \$0.00 | 0.00 | \$0.00 |
| 051341 | Lake Mathews Wasting Endowment | \$6,403,551.67 | \$2,566.22 | \$116,610.07 | 0.00 | \$6,289,507.82 |
| 051342 | RCHCA Resrv Endowmnt Lake Skin | \$503,048.73 | \$201.60 | \$0.00 | 0.00 | \$503,250.33 |
| 051350 | CV CONSERVATION COMMISSION | \$5,676,506.54 | \$1,300,700.82 | \$90,124.00 | 0.00 | \$6,887,083.36 |
| 051360 | LAW LIBRARY | \$5,522,781.08 | \$169,298.61 | \$217,828.09 | 0.00 | \$5,474,251.60 |
| 051361 | OTHER POST-EMPLOYMENT BENEFITS | \$0.00 | \$0.00 | \$0.00 | 0.00 | \$0.00 |
| 051365 | LAW LIBRARY TRUST FUND-GIFTS | \$0.00 | \$0.00 | \$0.00 | 0.00 | \$0.00 |
| 051370 | RUBIDOUX COMM SVS DEBT S | \$587.41 | \$0.24 | \$0.01 | 0.00 | \$587.64 |
| 051375 | SAN JACINTO VALLEY CEMETERY | \$103,092.34 | \$44,376.09 | \$93.59 | 0.00 | \$147,374.84 |
| 051380 | SAN JACINTO CEM PRE-NEED | \$51,200.25 | \$7,740.05 | \$1,100.00 | 0.00 | \$57,840.30 |
| 051385 | SAN JACINTO VILLY ACO | \$2,278.34 | \$0.91 | \$0.00 | 0.00 | \$2,279.25 |
| 051390 | SAN JACINTO VAL CEM-END | \$39,427.75 | \$4,804.54 | \$0.01 | 0.00 | \$44,232.28 |
| 051391 | ENDOWMENT CARE INTEREST | \$16,958.61 | \$6.78 | \$0.00 | 0.00 | \$16,965.39 |
| 051395 | SUMMIT CEMETERY DISTRICT ACO | \$358,743.79 | \$143.81 | \$22.70 | 0.00 | \$358,864.90 |
| 051400 | SUMMIT CEMETERY DISTRICT | \$1,262,331.57 | \$38,361.76 | \$78,111.62 | 0.00 | \$1,222,581.71 |
| 051405 | SUMMIT CEMETERY DIST ENDOWMNT | \$734,857.85 | \$1,924.16 | \$0.00 | 0.00 | \$736,782.01 |
| 051410 | SUMMIT CEMETERY DIST MELLOR | \$0.00 | \$0.00 | \$0.00 | 0.00 | \$0.00 |
| 051415 | SUMMIT CEMETERY DIST PRE-NEEDS | \$234,531.44 | \$313.25 | \$11,330.00 | 0.00 | \$223,514.69 |
| 051420 | SUMMIT CEMETERY DIST - STEWART | \$47,755.54 | \$19.14 | \$0.00 | 0.00 | \$47,774.68 |
| 051425 | TEMECULA PUBLIC CEMETERY | \$631,385.57 | \$10,233.71 | \$55,570.20 | 0.00 | \$586,049.08 |
| 051430 | TEMECULA CEM PERS/457 PROG. | \$364.00 | \$0.00 | \$184.00 | 0.00 | \$180.00 |
| 051435 | TEMECULA CEM ENDOW CARE | \$263,835.75 | \$7,901.89 | \$22.71 | 0.00 | \$271,714.93 |
| 051440 | TEMECULA CEMETERY ACO | \$619,219.63 | \$253.59 | \$8,000.00 | 0.00 | \$611,473.22 |
| 051445 | VALLEY SANITARY DISTRICT | \$8.56 | \$0.00 | \$0.00 | 0.00 | \$8.56 |
| 051460 | VALLEY WIDE REC & PARK | \$113,917.59 | \$49,891.50 | \$4.54 | 0.00 | \$163,804.55 |
| 051470 | VAN HORN REGIONAL TREATMENT | \$409,555.90 | \$164.30 | \$10,231.52 | 0.00 | \$399,488.68 |
| 051480 | WESTERN RIV COUNCIL OF GOVTS. | \$2,068,707.14 | \$200,670.69 | \$446,055.49 | 0.00 | \$1,823,322.34 |
| 051485 | WILDOMAR CEMETERY | \$550.09 | \$332.31 | \$599.14 | 0.00 | \$283.26 |
| 051490 | WILDOMAR CEM-DISTRICT-DEFERRED | \$0.00 | \$0.00 | \$0.00 | 0.00 | \$0.00 |
| 051495 | WILDOMAR CEMETERY ENDOWM | \$51.98 | \$29.17 | \$51.98 | 0.00 | \$29.17 |
| 051500 | CALTRANS, WRCG | \$331.01 | \$0.13 | \$0.00 | 0.00 | \$331.14 |
| 051505 | L T F | \$1,040,077.75 | \$367.19 | \$0.00 | 0.00 | \$1,040,444.94 |
| 051510 | RCHCA | \$11.49 | \$0.00 | \$0.00 | 0.00 | \$11.49 |
| 051520 | MCCOY WASH FLOOD CONTROL DIST | \$189,523.32 | \$75.96 | \$0.01 | 0.00 | \$189,599.27 |
| 051550 | LAW LIBRARY BLDG FD | \$3,123,949.20 | \$28,308.08 | \$0.00 | 0.00 | \$3,152,257.28 |

Riverside County

Fund Summary Report

7/1/12 - 7/31/12

| Fund | Fund Name | Balance Forward | Total Debits | Total Credits | Investments | Total |
|--------|---------------------------------|-----------------|----------------|----------------|-------------|-----------------|
| 051560 | IODINE SPRINGS MITIGATION FUND | \$474,107.39 | \$190.00 | \$0.00 | 0.00 | \$474,297.39 |
| 051570 | TUMF | \$57,807,111.73 | \$1,501,893.23 | \$1,488,797.17 | 0.00 | \$57,820,207.79 |
| 051630 | WEST RIV CO REG CONS AUTH | \$8,738,966.80 | \$1,402,648.36 | \$295,118.16 | 0.00 | \$9,846,497.00 |
| 051631 | MSHCP ADAPTIVE MGMT ENDOWMENT | \$0.00 | \$0.00 | \$0.00 | 0.00 | \$0.00 |
| 051632 | BURRROWING OWL DONATIONS | \$82,263.46 | \$548.31 | \$2,979.57 | 0.00 | \$79,832.20 |
| 051633 | RCA MITIGATION FEES | \$3,982,809.95 | \$582,254.21 | \$295,807.64 | 0.00 | \$4,269,256.52 |
| 051634 | RCA Mitigation Fees Set Aside | \$42,051.74 | \$4,211.48 | \$0.00 | 0.00 | \$46,263.22 |
| 051636 | RCA CONTRIBUTED CAPITAL ACQ | \$622,921.47 | \$5,019.44 | \$160,382.10 | 0.00 | \$467,558.81 |
| 051670 | 2008 S WEST COMM FINAN AUTHOR | \$0.00 | \$0.00 | \$0.00 | 0.00 | \$0.00 |
| 051680 | 2008 A SOUTHWEST COMM FINANCIN | \$0.00 | \$0.00 | \$0.00 | 0.00 | \$0.00 |
| 051690 | JURUPA COMM SERVICES DISTRICT | \$20,321,421.14 | \$8,143.82 | \$0.00 | 0.00 | \$20,329,564.96 |
| 051700 | L & LMD MENIFEE | \$9,638.89 | \$2.97 | \$359.49 | 0.00 | \$9,282.37 |
| 051701 | L & LMD NO 89-1-C ZN 3 MENIFEE | \$137,254.14 | \$43.81 | \$18,958.11 | 0.00 | \$118,339.84 |
| 051702 | L&LMD NO 89-1-C ZN 25 MENIFEE | \$642,722.11 | \$257.59 | \$2,595.75 | 0.00 | \$640,383.95 |
| 051703 | L&LMD NO 89-1-C ZN 27 MENIFEE | \$28,659.85 | \$10.75 | \$692.71 | 0.00 | \$27,977.89 |
| 051704 | L & LMD NO 89-1-C ZN 37 MENIFEE | \$80,468.28 | \$29.87 | \$3,813.32 | 0.00 | \$76,684.83 |
| 051705 | L&LMD NO 89-1-C ZN 38 MENIFEE | \$12,253.72 | \$3.52 | \$3,224.38 | 0.00 | \$9,032.86 |
| 051706 | L&LMD NO 89-1-C ZN 44 MENIFEE | \$203,942.00 | \$76.63 | \$21,624.06 | 0.00 | \$182,394.57 |
| 051707 | L&LMD NO 89-1-C ZN 47 MENIFEE | \$19,580.50 | \$6.87 | \$1,016.14 | 0.00 | \$18,571.23 |
| 051708 | L&LMD NO 89-1-C ZN 49 MENIFEE | \$8,531.68 | \$3.31 | \$0.01 | 0.00 | \$8,534.98 |
| 051709 | L&LMD NO 89-1-C ZN 60 MENIFEE | \$241,692.62 | \$96.87 | \$0.00 | 0.00 | \$241,789.49 |
| 051710 | L&LMD NO 89-1-C ZN 63 MENIFEE | \$101,857.87 | \$39.47 | \$31.59 | 0.00 | \$101,865.75 |
| 051711 | L&LMD NO 89-1-C ZN 69 MENIFEE | \$62,517.94 | \$24.67 | \$10,027.23 | 0.00 | \$52,515.38 |
| 051712 | L&LMD NO 89-1-C ZN 76 MENIFEE | \$75.90 | \$0.04 | \$0.01 | 0.00 | \$75.93 |
| 051713 | L&LMD NO 89-1-C ZN 77 MENIFEE | \$76,503.33 | \$29.19 | \$3,679.08 | 0.00 | \$72,853.44 |
| 051714 | L&LMD NO 89-1-C ZN 81 MENIFEE | \$204,575.47 | \$80.02 | \$8,536.56 | 0.00 | \$196,118.93 |
| 051715 | L&LMD NO 89-1-C ZN 113 MENIFEE | \$2,252.12 | \$0.91 | \$0.00 | 0.00 | \$2,253.03 |
| 051716 | L&LMD NO 89-1-C ZN 114 MENIFEE | \$2,119.38 | \$0.72 | \$1,188.00 | 0.00 | \$932.10 |
| 051717 | L&LMD NO 89-1-C ZN 117 MENIFEE | \$38,078.52 | \$14.05 | \$2,200.00 | 0.00 | \$35,892.57 |
| 051718 | L&LMD NO 89-1-C ZN 118 MENIFEE | \$10,090.37 | \$4.08 | \$531.59 | 0.00 | \$9,562.86 |
| 051719 | L&LMD NO 89-1-C ZN 121 MENIFEE | \$159.65 | \$0.07 | \$0.00 | 0.00 | \$159.72 |
| 051720 | L&LMD NO 89-1-C ZN 129 MENIFEE | \$0.00 | \$0.00 | \$0.00 | 0.00 | \$0.00 |
| 051721 | L&LMD NO 89-1-C ZN 130 MENIFEE | \$14,300.32 | \$4.65 | \$13,911.85 | 0.00 | \$393.12 |
| 051722 | L&LMD NO 89-1-C ZN 1 MENIFEE | \$1,134.64 | \$0.43 | \$0.00 | 0.00 | \$1,135.07 |
| 051723 | L&LMD NO 89-1-C ZN 6 MENIFEE | \$1,450.18 | \$0.56 | \$0.00 | 0.00 | \$1,450.74 |
| 051724 | L&LMD NO 89-1-C ZN 8 MENIFEE | \$1,248.62 | \$0.50 | \$0.00 | 0.00 | \$1,249.12 |
| 051725 | L&LMD NO 89-1-C ZN 23 MENIFEE | \$1,660.29 | \$0.67 | \$0.00 | 0.00 | \$1,660.96 |

Riverside County Fund Summary Report 7/1/12 - 7/31/12

| Fund | Fund Name | Balance Forward | Total Debits | Total Credits | Investments | Total |
|--------|--------------------------------|-----------------|--------------|---------------|-------------|--------------|
| 051726 | L&LMD NO 89-1-C STL ZN 24 MENI | \$1,180.11 | \$0.47 | \$0.00 | 0.00 | \$1,180.58 |
| 051727 | L&LMD NO 89-1-C STL ZN 28 MENI | \$1,001.61 | \$0.40 | \$0.00 | 0.00 | \$1,002.01 |
| 051728 | L&LMD NO 89-1-C STL ZN 32 MENI | \$6,349.06 | \$2.40 | \$0.00 | 0.00 | \$6,351.46 |
| 051729 | L&LMD NO 89-1-C STL ZN 34 MENI | \$1,498.48 | \$0.57 | \$0.00 | 0.00 | \$1,499.05 |
| 051730 | L&LMD NO 89-1-C STL ZN 49 MENI | \$885.92 | \$0.35 | \$0.00 | 0.00 | \$886.27 |
| 051731 | L&LMD NO 89-1-C STL ZN 51 MENI | \$1,900.30 | \$0.72 | \$0.01 | 0.00 | \$1,901.01 |
| 051732 | L&LMD NO 89-1-C STL ZN 79 MENI | \$2,339.03 | \$0.99 | \$74.62 | 0.00 | \$2,265.40 |
| 051733 | L&LMD NO 89-1-C STL ZN 80 MENI | \$2,646.98 | \$0.96 | \$63.74 | 0.00 | \$2,584.20 |
| 051734 | L&LMD NO 89-1-C STL ZN 83 MENI | \$1,169.01 | \$0.42 | \$37.36 | 0.00 | \$1,132.07 |
| 051735 | L&LMD NO 89-1-C STL ZN 84 MENI | \$1,451.97 | \$0.53 | \$27.93 | 0.00 | \$1,424.57 |
| 051736 | L&LMD NO 89-1-C STL ZN 87 MENI | \$522.71 | \$0.33 | \$15.82 | 0.00 | \$507.22 |
| 051737 | L&LMD NO 89-1-C STL ZN 90 MENI | \$7,529.76 | \$2.75 | \$0.00 | 0.00 | \$7,532.51 |
| 051738 | L&LMD NO 89-1-C STL ZN 92 MENI | \$287.00 | \$0.11 | \$0.00 | 0.00 | \$287.11 |
| 051739 | LANDSCAPE & LMD# 89-1-C,133M | \$8,202.75 | \$3.36 | \$110.01 | 0.00 | \$8,096.10 |
| 051740 | LANDSCAPE & LMD NO 89-1-C 163M | \$464.44 | \$0.13 | \$0.00 | 0.00 | \$464.57 |
| 051741 | Landscap&LMD 89-1-C Zone 167M | \$0.00 | \$0.00 | \$0.00 | 0.00 | \$0.00 |
| 051742 | Landscap&LMD 89-1-C Zone105M | \$0.00 | \$0.00 | \$0.00 | 0.00 | \$0.00 |
| 051770 | L & LD WILDOMAR | \$1,557.45 | \$0.63 | \$218.73 | 0.00 | \$1,339.35 |
| 051771 | L & LMD NO 89-1-C ZONE 3 WILD | \$98,772.66 | \$1,073.35 | \$4,078.81 | 0.00 | \$95,767.20 |
| 051772 | L&LMD NO 89-1-C ZONE 29 WILDMR | \$4,290.42 | \$2.08 | \$247.50 | 0.00 | \$4,045.00 |
| 051773 | L&LMD NO 89-1-C ZONE 30 WILDMR | \$27,438.00 | \$108.94 | \$1,352.01 | 0.00 | \$26,194.93 |
| 051774 | L&LMD NO 89-1-C ZONE 42 WILDMR | \$42,922.61 | \$279.71 | \$1,287.32 | 0.00 | \$41,915.00 |
| 051775 | L&LMD NO 89-1-C ZN 51 WILDOMAR | \$6,038.64 | \$3.89 | \$65.13 | 0.00 | \$5,977.40 |
| 051776 | L&LMD NO 89-1-C ZN 52 WILDOMAR | \$109,150.09 | \$44.79 | \$4,020.22 | 0.00 | \$105,174.66 |
| 051777 | L&LMD NO 89-1-C ZN 59 WILDOMAR | \$10,020.27 | \$3.72 | \$585.91 | 0.00 | \$9,438.08 |
| 051778 | L&LMD NO 89-1-C ZN 62 WILDOMAR | \$74,748.14 | \$33.33 | \$294.14 | 0.00 | \$74,487.33 |
| 051779 | L&LMD NO 89-1-C ZN 67 WILDOMAR | \$19,332.02 | \$10.54 | \$0.00 | 0.00 | \$19,342.56 |
| 051780 | L&LMD NO 89-1-C ZN 71 WILDOMAR | \$12,935.45 | \$90.58 | \$221.48 | 0.00 | \$12,804.55 |
| 051781 | L&LMD NO 89-1-C ZN 90 WILDOMAR | \$56,697.64 | \$22.73 | \$0.00 | 0.00 | \$56,720.37 |
| 051782 | L&LMD NO 89-1-C ZN 18 WILDOMAR | \$2,861.05 | \$1.08 | \$0.00 | 0.00 | \$2,862.13 |
| 051783 | L&LMD NO 89-1-C ZN 26 WILDOMAR | \$4,854.64 | \$1.81 | \$0.00 | 0.00 | \$4,856.45 |
| 051784 | L&LMD NO 89-1-C ZN 27 WILDOMAR | \$7,091.45 | \$2.74 | \$0.00 | 0.00 | \$7,094.19 |
| 051785 | L&LMD NO 89-1-C ZN 35 WILDOMAR | \$1,516.93 | \$32.53 | \$0.00 | 0.00 | \$1,549.46 |
| 051786 | L&LMD NO 89-1-C STL ZN 50 WILD | \$962.03 | \$0.36 | \$0.00 | 0.00 | \$962.39 |
| 051787 | L&LMD NO 89-1-C STL ZN 70 WILD | \$4,249.19 | \$145.92 | \$0.00 | 0.00 | \$4,395.11 |
| 051788 | L&LMD NO 89-1-C STL ZN 71 WILD | \$1,049.76 | \$0.39 | \$0.01 | 0.00 | \$1,050.14 |
| 051789 | L&LMD NO 89-1-C STL ZN 73 WILD | \$2,990.61 | \$1.17 | \$0.00 | 0.00 | \$2,991.78 |

Riverside County Fund Summary Report 7/1/12 - 7/31/12

| Fund | Fund Name | Balance Forward | Total Debits | Total Credits | Investments | Total |
|--------|---------------------------------|-----------------|--------------|---------------|-------------|-----------------|
| 051790 | L&LMD NO 89-1-C-STL ZN 88 WILD | \$563.21 | \$0.23 | \$0.01 | 0.00 | \$563.43 |
| 051800 | L & LMD EASTVALE Z73EANNEX | \$0.00 | \$0.00 | \$0.00 | 0.00 | \$0.00 |
| 051801 | L & LMD #89-1-C, Z 41 EASTVALE | \$526,237.38 | \$198.09 | \$31,861.48 | 0.00 | \$494,573.99 |
| 051802 | L & LMD #89-1-C, Z 79 EASTVALE | \$9,281.37 | \$3.52 | \$1,380.63 | 0.00 | \$7,904.26 |
| 051803 | L & LMD #89-1-C, Z 85 EASTVALE | \$7,076.65 | \$2.55 | \$0.01 | 0.00 | \$7,079.19 |
| 051804 | L & LMD #89-1-C, Z 111 EASTVALE | \$68,588.80 | \$26.30 | \$5,295.35 | 0.00 | \$63,319.75 |
| 051805 | L & LMD #89-1-C, Z 115 EASTVALE | \$0.00 | \$0.00 | \$0.00 | 0.00 | \$0.00 |
| 051806 | L & LMD #89-1-C, Z 116 EASTVALE | \$24,548.60 | \$9.30 | \$2,119.90 | 0.00 | \$22,438.00 |
| 051807 | L & LMD #89-1-C, Z 147 EASTVALE | \$1,583.00 | \$0.52 | \$0.00 | 0.00 | \$1,583.52 |
| 051808 | L & LMD #89-1-C, Z 151 EASTVALE | \$4,504.41 | \$1.37 | \$0.01 | 0.00 | \$4,505.77 |
| 051809 | L & LMD #89-1-C, Z 156 EASTVALE | \$3,346.15 | \$0.99 | \$0.00 | 0.00 | \$3,347.14 |
| 051810 | L & LMD 89-1C, STL Z10 E VALE | \$1,657.42 | \$0.58 | \$173.82 | 0.00 | \$1,484.18 |
| 051811 | L & LMD 89-1-C-STL Z 33 E VALE | \$707.66 | \$0.23 | \$0.01 | 0.00 | \$707.88 |
| 052000 | RCA Donor Endowments | \$0.00 | \$0.00 | \$0.00 | 0.00 | \$0.00 |
| 052001 | DR Horton Endowment | \$18,634.03 | \$7.47 | \$0.00 | 0.00 | \$18,641.50 |
| 052002 | Elsinore LKVV Amberhill Endow | \$53,486.67 | \$21.43 | \$0.00 | 0.00 | \$53,508.10 |
| 052003 | Elsinore Lakeview Est #2 Endow | \$118,594.26 | \$47.53 | \$0.00 | 0.00 | \$118,641.79 |
| 052004 | Richmond Amer Homes Endowment | \$15,496.23 | \$6.21 | \$0.00 | 0.00 | \$15,502.44 |
| 052005 | BFW Corona Endowment | \$4,584.50 | \$1.84 | \$0.00 | 0.00 | \$4,586.34 |
| 052006 | Southshore Endowment | \$35,113.35 | \$14.08 | \$0.01 | 0.00 | \$35,127.42 |
| 052007 | Emerald Meadows Endowment | \$12,784.58 | \$5.12 | \$0.00 | 0.00 | \$12,789.70 |
| 052008 | Teledyne/Trans Dept Endowment | \$273,919.66 | \$109.78 | \$0.00 | 0.00 | \$274,029.44 |
| 052009 | TET SEDCO HILLS ENDOWMENT | \$272,366.68 | \$109.15 | \$0.00 | 0.00 | \$272,475.83 |
| 052010 | RCA Endowment | \$22,671.40 | \$9.09 | \$0.01 | 0.00 | \$22,680.48 |
| 052011 | EMWD-SJ River Recharge Endwmnt | \$2,002,974.00 | \$388.27 | \$0.00 | 0.00 | \$2,003,362.27 |
| 052200 | RDA 2004 TAX ALLOC HOUSING BON | \$0.02 | \$0.00 | \$0.00 | 0.00 | \$0.02 |
| 052210 | RDA 2004 TARV SERIES E I-215 | \$0.00 | \$0.00 | \$0.00 | 0.00 | \$0.00 |
| 052220 | RDA 2004 NON HSG RESERVE I-86 | \$1,657,514.79 | \$664.25 | \$0.00 | 0.00 | \$1,658,179.04 |
| 052230 | RDA 2004 NON HSG RESERVE MCPA | \$542,120.23 | \$217.26 | \$0.01 | 0.00 | \$542,337.48 |
| 052240 | RDA 2004 NON HSG RESERVE I-215 | \$1,646,851.08 | \$659.98 | \$0.00 | 0.00 | \$1,647,511.06 |
| 052250 | RDA 2005 NON HSG RESERVE I-86 | \$1,798,709.94 | \$720.83 | \$0.00 | 0.00 | \$1,799,430.77 |
| 052260 | RDA 2005 NON HSG RESERVE MCPA | \$705,102.77 | \$282.57 | \$0.00 | 0.00 | \$705,385.34 |
| 052270 | RDA 2005 NON HSG RESERVE I-215 | \$1,470,860.99 | \$589.45 | \$0.00 | 0.00 | \$1,471,450.44 |
| 052280 | RDA 2006 TARV SERIES B (JVPA) | \$9,870.27 | \$3.92 | \$0.00 | 0.00 | \$9,874.19 |
| 052290 | RDA 2006 TARV SERIES D (DCPA) | \$3,499.07 | \$1.41 | \$0.00 | 0.00 | \$3,500.48 |
| 052300 | RDA 2006 TARV SERIES E (I-215) | \$7,122.23 | \$2.72 | \$0.01 | 0.00 | \$7,124.94 |
| 052310 | RDA 2006 TARV SERIES A (I-86) | \$12,195,588.40 | \$5,555.83 | \$845,358.71 | 0.00 | \$11,355,785.52 |

Riverside County Fund Summary Report 7/1/12 - 7/31/12

| Fund | Fund Name | Balance Forward | Total Debits | Total Credits | Investments | Total |
|--------|--------------------------------|------------------|------------------|------------------|-------------|------------------|
| 052320 | RDA 2006 TAR B SERIES C (MCPA) | \$3,045,471.25 | \$2,092.15 | \$1,067,949.44 | 0.00 | \$1,979,613.96 |
| 052330 | RDA 2005 NON HSG REDEV I-86 | \$0.11 | \$0.00 | \$0.00 | 0.00 | \$0.11 |
| 052340 | RDA 2005 NON HSG REDEV MCPA | \$58.28 | \$0.02 | \$0.00 | 0.00 | \$58.30 |
| 052350 | RDA 2005 NON HSG REDEV I 215 | \$0.01 | \$0.00 | \$0.00 | 0.00 | \$0.01 |
| 052360 | 1985 ACES POOLED BOND FUNDS | \$4,100,973.72 | \$1,650.99 | \$16,279.61 | 0.00 | \$4,086,345.10 |
| 052370 | RIVERSIDE TRANSIT AGENCY | \$33,089,773.74 | \$10,473.28 | \$1,800,247.02 | 0.00 | \$31,300,000.00 |
| 052380 | RDA 2010 TA HSG BP SERIES A | \$132.05 | \$0.06 | \$0.00 | 0.00 | \$132.11 |
| 052390 | RDA 2010 TA HSG BP SERIES A-T | \$18,458,757.51 | \$9,361.60 | \$172,383.88 | 0.00 | \$18,295,735.23 |
| 052400 | RDA 2010 TA HSG RESERVE SERIES | \$1,308,580.98 | \$524.42 | \$0.00 | 0.00 | \$1,309,105.40 |
| 052410 | RDA 2010 TA HSG RES. SER A-T | \$4,189,764.07 | \$1,679.05 | \$0.00 | 0.00 | \$4,191,443.12 |
| 052420 | RDA 2007 TA REF BONDS SERIES B | \$3,504,798.59 | \$1,827.90 | \$1,322,550.64 | 0.00 | \$2,184,075.85 |
| 052430 | RDA 2010 NON HSG RESERVE SER C | \$549,720.29 | \$220.30 | \$0.00 | 0.00 | \$549,940.59 |
| 052440 | RDA 2010 NON HSG RES SERIES D | \$2,375,003.37 | \$951.79 | \$0.00 | 0.00 | \$2,375,955.16 |
| 052450 | RDA 2010 NON HSG RESERVE SER E | \$5,009,779.33 | \$2,007.67 | \$0.00 | 0.00 | \$5,011,787.00 |
| 052460 | CITY OF PALM DESERT | \$104,955,573.66 | \$40,433.05 | \$19,850,000.00 | 0.00 | \$85,146,006.71 |
| 052470 | RDA SUCCESSOR AGCY PALM DESERT | \$49,177,383.95 | \$20,522,396.05 | \$924,111.34 | 0.00 | \$68,775,668.66 |
| 052480 | SCFA-ANIMAL SHELTER-OPERATION | \$66,411.42 | \$37,309.61 | \$66,325.77 | 0.00 | \$37,395.26 |
| 052481 | SCFA-Animal Shelter-Credit EF | \$0.00 | \$0.00 | \$0.00 | 0.00 | \$0.00 |
| 052482 | SCFA Animal Shelter-Contingenc | \$0.00 | \$48,755.88 | \$0.00 | 0.00 | \$48,755.88 |
| 054000 | RIV CO SCHOOLS CLEARING ACCOUN | \$20.00 | \$882,041,665.40 | \$878,448,778.10 | 0.00 | \$3,592,907.30 |
| 054005 | SCHOOL CLEARING | \$0.00 | \$0.00 | \$0.00 | 0.00 | \$0.00 |
| 054010 | SCHOOL CLEARING | \$0.00 | \$0.00 | \$0.00 | 0.00 | \$0.00 |
| 054015 | RIV CO SCHOOLS ERAS | \$713,728.08 | \$4,930,244.88 | \$4,091,111.11 | 0.00 | \$1,552,861.85 |
| 055000 | CORONA/NORCO SCH CLEARING | \$0.00 | \$2,359,070.40 | \$2,013,539.84 | 0.00 | \$345,530.56 |
| 055005 | CORONA-NORCO SCHOOL A | \$24,715,411.55 | \$14,227,566.52 | \$36,350,549.84 | 0.00 | \$2,592,428.23 |
| 055010 | CORONA NORCO SCHOOL B | \$6,917,003.47 | \$8,028,314.16 | \$14,678,158.81 | 0.00 | \$267,158.82 |
| 055015 | INLAND EMPIRE HEALTH PLAN | \$177,752,234.59 | \$52,556.85 | \$48,000,000.00 | 0.00 | \$129,804,791.44 |
| 055020 | IEHP HEALTH ACCESS | \$5,297,281.95 | \$2,122.89 | \$0.00 | 0.00 | \$5,299,404.84 |
| 055100 | MORENO VALLEY SCHOOL CLEARING | \$2,663.40 | \$17,666,286.68 | \$17,617,477.56 | 0.00 | \$51,472.52 |
| 055105 | MORENO VALLEY PAYROLL CLEARING | \$10,611,488.15 | \$7,447,131.34 | \$10,801,581.31 | 0.00 | \$7,257,038.18 |
| 055110 | MORENO VALLEY VENDOR CLEARING | \$3,480,400.87 | \$9,808,339.23 | \$12,707,465.05 | 0.00 | \$581,275.05 |
| 060000 | WELFARE-DEPENDENT CHILDREN | \$126,904.26 | \$75,441.62 | \$77,621.66 | 0.00 | \$124,724.22 |
| 060005 | VICTIMS EMERGENCY FUND | \$47,613.29 | \$219.08 | \$966.91 | 0.00 | \$46,865.46 |
| 060010 | HEALTH DEPT COMMUNITY DO | \$9,583.27 | \$0.00 | \$0.00 | 0.00 | \$9,583.27 |
| 060015 | PUB GUARD CONSERVATEE BU | \$291,879.09 | \$11,115.44 | \$5,101.06 | 0.00 | \$297,893.47 |
| 060020 | PUBLIC GUARDIAN CONSERVA | \$6,030,189.11 | \$2,418.72 | \$0.00 | 0.00 | \$6,032,607.83 |
| 060025 | CO CHILDRENS TR AB 636 & 29 | \$2,450,538.12 | \$10,344.60 | \$6,562.60 | 0.00 | \$2,454,320.12 |

Riverside County

Fund Summary Report

7/1/12 - 7/31/12

| Fund | Fund Name | Balance Forward | Total Debits | Total Credits | Investments | Total |
|--------|--------------------------------|-------------------|-----------------|-----------------|-------------|------------------|
| 060030 | APS SUB-PAYEE REP | \$0.00 | \$0.00 | \$0.00 | 0.00 | \$0.00 |
| 060040 | DPSS EXCESS PASSON CHLD SUP | \$426,273.95 | \$4,227.58 | \$0.00 | 0.00 | \$430,501.53 |
| 060100 | FLOOD STOP NOTICES | \$46,250.00 | \$0.00 | \$0.00 | 0.00 | \$46,250.00 |
| 060110 | SPECIALSUBDIVISION TRUST | \$2,773,108.18 | \$921.35 | \$2,091.30 | 0.00 | \$2,771,938.23 |
| 060125 | ZONE 3- BENEFIT ASSESSMENT | \$3.46 | \$0.00 | \$0.00 | 0.00 | \$3.46 |
| 065000 | APPORTIONED TAXES CLEARI | \$1,370,728.14 | \$2,143,499.31 | \$2,143,499.31 | 0.00 | \$1,370,728.14 |
| 065001 | HEALTH NET HMO | \$1,653,628.47 | \$2,708,046.15 | \$2,748,281.26 | 0.00 | \$1,613,393.36 |
| 065002 | KAISER PERMANENTE HEALTH | \$1,918,967.35 | \$3,095,904.06 | \$3,130,007.68 | 0.00 | \$1,884,863.73 |
| 065004 | KATRINA DISATER RELIEF | \$59.40 | \$0.03 | \$0.00 | 0.00 | \$59.43 |
| 065005 | CSA 152 RIVERSIDE STORMWATER | \$536,977.75 | \$195.17 | \$10,727.79 | 0.00 | \$526,445.13 |
| 065008 | SCAN HEALTH | \$6,065.94 | \$22,330.58 | \$27,340.58 | 0.00 | \$1,055.94 |
| 065009 | HEALT NET PPO | \$251,195.89 | \$194,033.33 | \$192,296.23 | 0.00 | \$252,932.99 |
| 065010 | PROPERTY TAXES CURRENT S | \$46,774,977.24 | \$30,814,685.57 | \$2,679,960.88 | 0.00 | \$74,909,701.93 |
| 065011 | DELTA CARE USA DHMO | \$156,398.80 | \$251,685.50 | \$238,618.08 | 0.00 | \$169,466.22 |
| 065020 | AUDITOR IRS BACKUP WITHHOLDING | \$1,003.14 | \$0.00 | \$0.00 | 0.00 | \$1,003.14 |
| 065025 | SUPPLEMENTAL LAW ENF. SVS FUND | \$0.00 | \$0.00 | \$0.00 | 0.00 | \$0.00 |
| 065031 | PAYROLL RECON CLEARING | \$574,188.99 | \$2,591.25 | \$0.00 | 0.00 | \$576,780.24 |
| 065035 | DIRECT DEPOSIT CLEARING | (\$30,624,872.28) | \$93,007,179.16 | \$31,119,298.67 | 0.00 | \$31,263,008.21 |
| 065040 | MISC TAX | \$450,000.00 | \$0.00 | \$0.00 | 0.00 | \$450,000.00 |
| 065045 | PARIMUTUAL REVENUE | \$13,427.00 | \$583.13 | \$13,427.01 | 0.00 | \$583.12 |
| 065050 | PAYROLL-MISC ADJUST TRUST | \$0.00 | \$0.00 | \$0.00 | 0.00 | \$0.00 |
| 065055 | PRIOR SUPP REFUND CLRG | \$1,597.79 | \$9,656.68 | \$11,254.47 | 0.00 | \$0.00 |
| 065060 | LIFE INSURANCE | \$119,633.03 | \$39,703.31 | \$5.45 | 0.00 | \$159,330.89 |
| 065061 | JEFFERSON PILOT INSURANCE | \$50,583.44 | \$215,668.07 | \$29.75 | 0.00 | \$266,221.76 |
| 065065 | DEFERRED COMP INVESTMENT | \$612.01 | \$368.00 | \$0.00 | 0.00 | \$980.01 |
| 065070 | CPPC ASSOCIATION DUES | (\$376.92) | \$749.84 | \$738.61 | 0.00 | (\$365.69) |
| 065075 | CREDIT UNION-OTHER | \$0.00 | \$0.00 | \$0.00 | 0.00 | \$0.00 |
| 065085 | NATIONWIDE DEFERRED COMP | (\$929,341.74) | \$2,005,624.60 | \$2,238,910.30 | 0.00 | (\$1,162,627.44) |
| 065090 | VALIC DEFERRED COMP | (\$520,127.53) | \$1,018,112.32 | \$1,571,082.57 | 0.00 | (\$1,073,097.78) |
| 065095 | EMPLOYEE ASSOCIATION TRUST | (\$67,217.80) | \$134,333.08 | \$134,057.71 | 0.00 | (\$66,942.43) |
| 065100 | WITHHOLDING TAX TRUST FU | (\$4,711,415.93) | \$9,675,711.91 | \$4,957,107.07 | 0.00 | \$7,188.91 |
| 065105 | FED WITHHOLDING TAX-OTHER | \$5,254.26 | \$10,303.22 | \$15,557.48 | 0.00 | \$0.00 |
| 065110 | PERS-HEALTH INSURANCE | \$835,949.36 | \$844,926.00 | \$1,817,463.76 | 0.00 | (\$136,588.40) |
| 065115 | MONUMENTAL HEALTH INS | \$412,563.67 | \$1,002.48 | \$1,358.48 | 0.00 | \$412,207.67 |
| 065120 | FLEX SPENDING ACCOUNT | \$52,787.38 | \$221,950.40 | \$221,629.33 | 0.00 | \$53,108.45 |
| 065125 | LONG TERMDISAB-SHERIFF ASSOC. | (\$10.50) | \$33,180.00 | \$66,360.00 | 0.00 | (\$33,190.50) |
| 065130 | MEDICARE TAX TRUST | (\$624,883.45) | \$1,919,541.49 | \$1,294,604.20 | 0.00 | \$53.84 |

Riverside County Fund Summary Report 7/1/12 - 7/31/12

| Fund | Fund Name | Balance Forward | Total Debits | Total Credits | Investments | Total |
|--------|--------------------------------|------------------|----------------|-----------------|-------------|------------------|
| 065135 | MEDICARE TAX-OTHER | \$1,642.96 | \$3,206.52 | \$4,849.48 | 0.00 | \$0.00 |
| 065140 | O A S D I TRUST | (\$1,272,070.18) | \$4,548,551.15 | \$3,262,238.44 | 0.00 | \$14,242.53 |
| 065145 | O A S D I OTHER | \$413.25 | \$10,246.57 | \$15,512.53 | 0.00 | (\$4,852.71) |
| 065150 | OPTICAL INS BLUE CROSS | \$101,933.85 | \$28,102.30 | \$25,044.55 | 0.00 | \$104,991.60 |
| 065155 | R C D A ASSOCIATION DU | (\$13,195.00) | \$26,635.00 | \$26,985.00 | 0.00 | (\$13,545.00) |
| 065160 | RETIREMENT 401A | \$117,436.22 | \$0.00 | \$0.00 | 0.00 | \$117,436.22 |
| 065165 | RETIREMENT TRUST | (\$715,723.13) | \$8,205,404.43 | \$13,712,679.72 | 0.00 | (\$6,222,998.42) |
| 065175 | RSA HEALTH | (\$1,218,431.07) | \$2,498,658.61 | \$2,440,407.16 | 0.00 | (\$1,160,179.62) |
| 065176 | RSA FLEXIBLE SPENDING ACCOUNT | \$0.00 | \$0.00 | \$0.00 | 0.00 | \$0.00 |
| 065180 | SHERIFF RELIEF ASSOCIATION | (\$206,139.82) | \$412,431.93 | \$414,693.06 | 0.00 | (\$208,400.95) |
| 065185 | STATE UNEMPLOYMENT INS T | \$131.93 | \$283.78 | \$462.15 | 0.00 | (\$46.44) |
| 065190 | STATE WITHHOLDING TAX | (\$1,708,565.19) | \$3,498,185.77 | \$1,791,000.97 | 0.00 | (\$1,380.39) |
| 065195 | UNITED FUND TRUST | (\$19,831.19) | \$39,594.69 | \$39,450.00 | 0.00 | (\$19,686.50) |
| 065210 | VISION PLAN OF AMERICA | \$129,132.92 | \$131,780.58 | \$125,197.74 | 0.00 | \$135,715.76 |
| 065215 | CONCORDIA PLUS DENTAL | \$0.00 | \$0.00 | \$0.00 | 0.00 | \$0.00 |
| 065220 | UPEC DUES | (\$135,498.46) | \$272,145.69 | \$272,804.23 | 0.00 | (\$136,157.00) |
| 065225 | LAW ENFORCEMENT MGT UNIT DUES | (\$9,114.25) | \$18,188.24 | \$17,891.29 | 0.00 | (\$8,817.30) |
| 065230 | PUBLIC DEFENDER DUES | \$0.00 | \$0.00 | \$0.00 | 0.00 | \$0.00 |
| 065235 | LIUNA PENSION | \$171,021.23 | \$127,597.50 | \$0.00 | 0.00 | \$298,618.73 |
| 065236 | LIUNA HEALTH & SAFETY | \$0.00 | \$10,477.54 | \$10,477.54 | 0.00 | \$0.00 |
| 065237 | SEIU TRAINING FUND | (\$87.76) | \$8,958.87 | \$8,871.11 | 0.00 | \$0.00 |
| 065240 | SEIU PENSION | \$61,956.44 | \$116,045.29 | \$0.00 | 0.00 | \$178,001.73 |
| 065241 | REPAYMENT AGREEMENTS | \$10,221.49 | \$2,982.41 | \$3,274.18 | 0.00 | \$9,929.72 |
| 065245 | REFUNDS ON NEG EXTENSION | \$1,050,606.82 | \$1,232,781.48 | \$1,231,680.98 | 0.00 | \$1,051,707.32 |
| 065255 | STATE W/H TAX-OTHER | \$1,605.06 | \$2,949.46 | \$4,454.52 | 0.00 | \$100.00 |
| 065260 | STOP NOTICE FUND-PUBLIC WORKS | \$5,693.32 | \$0.00 | \$0.00 | 0.00 | \$5,693.32 |
| 065265 | ABSTRACT OF JUDGMENT TRU | (\$225,593.05) | \$463,834.63 | \$353,518.74 | 0.00 | (\$115,277.16) |
| 065266 | SERIES I SAVINGS BONDS | \$0.00 | \$0.00 | \$0.00 | 0.00 | \$0.00 |
| 065267 | LONG TERM CARE | (\$1,810.69) | \$3,652.17 | \$3,620.88 | 0.00 | (\$1,779.40) |
| 065268 | POST EMPLOYMENT HEALTH SAVINGS | (\$54,240.00) | \$329,754.64 | \$1,681,301.61 | 0.00 | (\$1,405,786.97) |
| 065269 | SPECIAL PAY ACCOUNT | \$0.00 | \$0.00 | \$0.00 | 0.00 | \$0.00 |
| 065270 | PROPERTY TAX RELIEF | \$78,775.16 | \$0.00 | \$0.00 | 0.00 | \$78,775.16 |
| 065271 | OPEB | \$0.00 | \$0.00 | \$0.00 | 0.00 | \$0.00 |
| 065275 | SALES TAX TRUST | \$13,698.77 | \$12,067.41 | \$13,132.00 | 0.00 | \$12,634.18 |
| 065280 | CURRENT-SECURED-SUPPLEMENTAL | \$3,698,159.17 | \$2,863,104.20 | \$1,263,571.48 | 0.00 | \$5,297,691.89 |
| 065285 | PROPERTY TAXES CURRENT U | \$5,177,238.21 | \$2,974,694.44 | \$225,410.90 | 0.00 | \$7,926,521.75 |
| 065290 | DELINQUENT MOBILE HM FEE | \$0.00 | \$0.00 | \$0.00 | 0.00 | \$0.00 |

Riverside County Fund Summary Report

7/1/12 - 7/31/12

| Fund | Fund Name | Balance Forward | Total Debits | Total Credits | Investments | Total |
|--------|--------------------------------|------------------|-----------------|-----------------|-------------|-----------------|
| 065295 | PROPERTY TAXES PRIOR UNRS | \$7,332,189.16 | \$744,444.68 | \$4,713,042.51 | 0.00 | \$3,363,591.33 |
| 065300 | PRIOR YR SECURED SUPPLEM | (\$1,157,836.42) | \$3,048,513.88 | \$10,530.87 | 0.00 | \$1,880,146.59 |
| 065305 | RACE HORSE TAX TRUST | \$319.04 | \$961.60 | \$0.00 | 0.00 | \$1,280.64 |
| 065310 | PROPERTY TAXES PRIOR SEC | \$39,479,104.74 | \$26,220,674.01 | \$65,590,978.91 | 0.00 | \$108,799.84 |
| 065311 | REFUNDS ON PROPERTY TAX | \$999,183.43 | \$3,018,420.38 | \$3,020,231.40 | 0.00 | \$997,372.41 |
| 065312 | RIVERSIDE COUNTY SCHOOLS SRAF | \$0.00 | \$0.00 | \$0.00 | 0.00 | \$0.00 |
| 065313 | RIVERSIDE COUNTY SCHOOLS-SERAF | \$59,879.23 | \$26.32 | \$0.00 | 0.00 | \$59,905.55 |
| 065315 | TAX SALES | \$0.00 | \$855.00 | \$0.00 | 0.00 | \$855.00 |
| 065320 | HCO FEES BLDG & SAFETY | \$17,478.59 | \$0.00 | \$0.00 | 0.00 | \$17,478.59 |
| 065325 | CSA 152 BANNING STORMWATER | \$42,159.36 | \$16.90 | \$10.83 | 0.00 | \$42,165.43 |
| 065330 | CSA 152 CAT CITY STORMWATER | \$244.79 | \$0.10 | \$0.06 | 0.00 | \$244.83 |
| 065335 | CSA LA QUINTA-STORMWATER | \$260,882.44 | \$78.83 | \$7,629.67 | 0.00 | \$253,331.60 |
| 065340 | CSA 152 MO VALLEY STORM WATER | \$249,302.93 | \$50.36 | \$14,687.57 | 0.00 | \$234,665.72 |
| 065345 | CSA MURIETTA- STORM WATER | \$256,829.24 | \$139.20 | \$12,927.46 | 0.00 | \$244,040.98 |
| 065350 | CSA 152 NORCO STORMWATER | \$2,624.67 | \$5.48 | \$1,804.05 | 0.00 | \$826.10 |
| 065355 | CSA 152-PALM SPRINGS STORMWATE | \$1,037,871.93 | \$381.31 | \$10,340.64 | 0.00 | \$1,027,912.60 |
| 065360 | CSA 152-RAN MIRAGE STORMWATER | \$116,834.14 | \$35.37 | \$3,396.82 | 0.00 | \$113,472.69 |
| 065365 | CSA 152 LK ELSINORE STORM-WATE | \$419,869.31 | \$160.06 | \$4,915.67 | 0.00 | \$415,113.70 |
| 065370 | CSA 152 STORMWATER SAN JACINTO | \$66,546.67 | \$19.98 | \$1,987.22 | 0.00 | \$64,579.43 |
| 065375 | CSA 152 CORONA STORMWATER | \$8,424.00 | \$13.40 | \$8,424.00 | 0.00 | \$13.40 |
| 065400 | ANTI-DRUG ABUSE DIST. TRUST FD | \$488,800.59 | \$414,514.61 | \$116,549.17 | 0.00 | \$786,766.03 |
| 065405 | ANTI-DRUG ABUSE TRUST FUND | \$196,975.77 | \$78.94 | \$0.00 | 0.00 | \$197,054.71 |
| 065410 | ASSET FORFEITURE SPECIAL FUND | \$335,779.50 | \$110.28 | \$0.00 | 0.00 | \$335,889.78 |
| 065430 | CFD/ASSESSMENT DIST ADMIN | \$10,916,090.08 | \$4,380.47 | \$0.00 | 0.00 | \$10,920,470.55 |
| 065435 | COMM DEV HOUSING LOAN FUND | \$0.00 | \$0.00 | \$0.00 | 0.00 | \$0.00 |
| 065445 | CAO REAL ESTATE | \$0.00 | \$0.00 | \$0.00 | 0.00 | \$0.00 |
| 065450 | COACHELLA VALLEY AIR QUAL. | \$299,405.60 | \$0.00 | \$9,564.81 | 0.00 | \$289,840.79 |
| 065455 | SBE FILING FEES | \$137,316.08 | \$55.02 | \$0.00 | 0.00 | \$137,371.10 |
| 065460 | FIRE - ESD EMA | \$1,465,767.30 | \$115,947.86 | \$471,373.00 | 0.00 | \$1,110,342.16 |
| 065465 | DOG LICENSE REMITTALS | \$278,297.94 | \$52,155.00 | \$7,283.00 | 0.00 | \$323,169.94 |
| 065470 | HEALTH DEPT CLEARING | \$101,086.98 | \$56,599.10 | \$68,813.80 | 0.00 | \$88,872.28 |
| 065475 | MISSING PERSONS DNA DATA BASE | \$25,308.43 | \$19,519.20 | \$25,203.50 | 0.00 | \$19,624.13 |
| 065480 | STATE MOBILEHOME PARKS | \$26,182.33 | \$410.00 | \$1,711.00 | 0.00 | \$24,881.33 |
| 065485 | MENTAL HEALTH COMM DONAT | \$216,219.04 | \$0.00 | \$0.00 | 0.00 | \$216,219.04 |
| 065490 | INTERIM ASSISTANCE PROG | \$33,757.96 | \$86,357.35 | \$2,813.41 | 0.00 | \$117,301.90 |
| 065495 | PLANNING COMMISSION TRUST | \$27,601.78 | \$282.00 | \$1,787.00 | 0.00 | \$26,096.78 |
| 065500 | PROB. ASSET FORFEIT. UNADJ | \$0.79 | \$0.00 | \$0.00 | 0.00 | \$0.79 |

Riverside County Fund Summary Report 7/1/12 - 7/31/12

| Fund | Fund Name | Balance Forward | Total Debits | Total Credits | Investments | Total |
|--------|--------------------------------|-----------------|-----------------|-----------------|-------------|----------------|
| 065505 | COACHELLA TASK FORCE | \$35,282.74 | \$14.48 | \$1,910.26 | 0.00 | \$33,386.96 |
| 065510 | SHERIFF ASSET FORFEITURE | \$497,855.77 | \$145,396.16 | \$246,619.30 | 0.00 | \$396,632.63 |
| 065515 | SWCNTF UNAAADJUDICATED CASES | \$61,589.70 | \$28.11 | \$870.10 | 0.00 | \$60,747.71 |
| 065520 | RCC UNIT FEES | \$56,465.30 | \$4,811.02 | \$1,281.52 | 0.00 | \$59,994.80 |
| 065525 | SHERIFF RIV EVIDENCE | \$71,960.30 | \$0.00 | \$0.00 | 0.00 | \$71,960.30 |
| 065530 | DONATIONS/CLIENT USE | \$77,778.92 | \$0.00 | \$300.00 | 0.00 | \$77,478.92 |
| 065535 | W.C.E.N.T.F. ASSET SEIZURE | \$8,110.31 | \$3.54 | \$0.00 | 0.00 | \$8,113.85 |
| 065565 | STATE CONTROLLER CLEARING | \$290,188.33 | \$196,455.04 | \$312,691.13 | 0.00 | \$173,952.24 |
| 065570 | SUPERIOR COURT CLEARING | \$1,565.12 | \$0.00 | \$0.00 | 0.00 | \$1,565.12 |
| 065585 | 4 YEAR PLAN | \$2,400,324.19 | \$26,868.31 | \$4,684.92 | 0.00 | \$2,422,507.58 |
| 065590 | CANCELLED AGRICULTURE PR | \$3,519,099.50 | \$0.00 | \$0.00 | 0.00 | \$3,519,099.50 |
| 065595 | EXCESS PROCEEDS | \$4,963,551.21 | \$1,856,216.14 | \$289,687.73 | 0.00 | \$6,530,079.62 |
| 065600 | TAX COLL DEL MOBILE HOME | \$4,043,610.83 | \$111,654.34 | \$192,121.98 | 0.00 | \$3,963,143.19 |
| 065605 | TC FOLLOW-UP PREDEPOSIT | \$3,886,358.19 | \$181,483.75 | \$2,622,495.84 | 0.00 | \$1,445,346.10 |
| 065610 | TAX COLL GEN REFUNDS-GEN | \$3,772,325.67 | \$1,175,189.10 | \$2,921,562.33 | 0.00 | \$2,025,952.44 |
| 065615 | TAX COLLECTOR RETURNED C | (\$321,271.33) | \$428,151.78 | \$162,785.82 | 0.00 | (\$55,905.37) |
| 065620 | TAX COLLECTOR PREDEPOSIT | \$5,939,412.51 | \$2,995,608.05 | \$5,885,311.93 | 0.00 | \$3,049,708.63 |
| 065625 | TAX COLL REDEMPTION INST | \$19,149,371.00 | \$2,177,952.87 | \$21,010,402.90 | 0.00 | \$316,920.97 |
| 065630 | TAX COLLECTORS CASH DIFFERENCE | \$35,576.37 | \$0.00 | \$35,576.37 | 0.00 | \$0.00 |
| 065635 | TC TRACT MAP BOND TRUST | \$1,646,040.27 | \$15,700.00 | \$401,800.00 | 0.00 | \$1,259,940.27 |
| 065640 | TAX COLL UNSECURED PARTI | \$6,223,672.94 | \$95,145.08 | \$447,493.46 | 0.00 | \$5,871,324.56 |
| 065645 | TAX PAYMENTS CLEARING ACCOUNT | \$23,264,473.77 | \$21,034,098.68 | \$36,450,534.29 | 0.00 | \$7,848,038.16 |
| 065650 | COUNTY TREASURERS UNAPP | \$2,250,297.18 | \$1,560,685.86 | \$2,482,690.48 | 0.00 | \$1,328,292.56 |
| 065655 | UNCLAIMED PROP ESCHEATED | \$157,835.41 | \$0.00 | \$0.00 | 0.00 | \$157,835.41 |
| 065660 | UNCLAIMED PROPERTY GENER | \$273,290.77 | \$4,490.72 | \$1,188.17 | 0.00 | \$276,593.32 |
| 065695 | SO MAIN DIVIDE RD AD #164 | \$28,962.66 | \$10.47 | \$0.00 | 0.00 | \$28,973.13 |
| 065705 | STATE PASS THROUGH | \$360,688.95 | \$128,457.38 | \$411,864.61 | 0.00 | \$77,281.72 |
| 065710 | SUPPORT SVS TRUST FUND | \$625,606.26 | \$77,766.65 | \$569,169.42 | 0.00 | \$134,203.49 |
| 065720 | SB 910 | \$5,326,721.03 | \$1,309,386.59 | \$1,772,773.39 | 0.00 | \$4,863,334.23 |
| 065725 | WELFARE TRUST PROBATION | \$0.00 | \$0.00 | \$0.00 | 0.00 | \$0.00 |
| 065730 | WELFARE TRUST | \$2,062,198.92 | \$38,684.89 | \$54,297.19 | 0.00 | \$2,046,586.62 |
| 065735 | EARTHQUAKE SAFETY PROGRAM | \$7,204.89 | \$3,560.99 | \$9,638.12 | 0.00 | \$1,127.76 |
| 065740 | STATE REGISTRAR OF VITAL | \$21,479.70 | \$2,404.00 | \$21,455.80 | 0.00 | \$2,427.90 |
| 065745 | A.D.A C.V.N.T.F. TRUST FUND | \$334,325.48 | \$133.48 | \$513.20 | 0.00 | \$333,945.76 |
| 065750 | CVNTS FEDS ADJUDICATED | \$190,331.12 | \$76.28 | \$0.01 | 0.00 | \$190,407.39 |
| 065755 | INMATE WELFARE-SHERIFF | \$9,244,975.94 | \$33,767.61 | \$600,198.35 | 0.00 | \$8,678,545.20 |
| 065760 | SWCNTF | \$236,257.87 | \$102.99 | \$67,539.85 | 0.00 | \$168,821.01 |

Riverside County

Fund Summary Report

7/1/12 - 7/31/12

| Fund | Fund Name | Balance Forward | Total Debits | Total Credits | Investments | Total |
|--------|--------------------------------|------------------|----------------|------------------|-------------|----------------|
| 065765 | CURR SUPP REFUND CLRG | \$0.00 | \$29,664.11 | \$29,664.11 | 0.00 | \$0.00 |
| 065775 | SUPPLEMENTAL LAW ENFORCEMENT | \$0.63 | \$4,041,505.80 | \$2,517,096.55 | 0.00 | \$1,524,409.88 |
| 065785 | DAWALKER TRUST | \$0.98 | \$0.00 | \$0.00 | 0.00 | \$0.98 |
| 065790 | EASTERN TUMF | \$0.00 | \$0.00 | \$0.00 | 0.00 | \$0.00 |
| 065795 | COUNTY COUNSEL | \$1,482,177.83 | \$566.36 | \$27,522.42 | 0.00 | \$1,455,221.77 |
| 065800 | UNDIST BOND PROCEEDS | \$92,434.27 | \$0.00 | \$0.00 | 0.00 | \$92,434.27 |
| 065805 | CSA 152 DHS STORMWATER | \$6,788.58 | \$2.56 | \$407.37 | 0.00 | \$6,383.77 |
| 065810 | CUPA FUND | \$153,523.73 | \$175,194.87 | \$97,681.87 | 0.00 | \$231,036.73 |
| 065815 | CONTRACT CITIES ASSET FORF | \$329,761.19 | \$128.19 | \$42,387.67 | 0.00 | \$287,501.71 |
| 065820 | LA QUINTA FIRE | \$4,269,015.28 | \$1,680.25 | \$0.00 | 0.00 | \$4,270,695.53 |
| 065825 | LONG TERM DISABILITY INS | \$1,914,099.44 | \$87,180.83 | \$103.74 | 0.00 | \$2,001,176.53 |
| 065835 | FISH/GAMES FEE TRUST | \$1,078,948.83 | \$11,439.83 | \$6,624.50 | 0.00 | \$1,083,764.16 |
| 065840 | WILDOMAR FISCAL ANALYSIS | \$889.31 | \$0.00 | \$0.00 | 0.00 | \$889.31 |
| 065850 | VEH LIC FEE PT COMP FUND | \$82,040.50 | \$0.00 | \$0.00 | 0.00 | \$82,040.50 |
| 065855 | SALES USE TAX COMP FUND | \$12,102.84 | \$0.00 | \$0.00 | 0.00 | \$12,102.84 |
| 065860 | DNA IDENTIFICATION FUND-STATE | \$8.97 | \$177.75 | \$0.00 | 0.00 | \$186.72 |
| 065865 | HEALTHY KIDS | \$1,305,888.02 | \$7,002.42 | \$7,672.84 | 0.00 | \$1,305,217.60 |
| 065870 | CHILD SUPPORT CLEARING - SDV | \$22,759.71 | \$66,479.38 | \$65,668.89 | 0.00 | \$23,570.20 |
| 065875 | DOCUMENTARY TRANSFER TAX | \$502,599.35 | \$23,994.96 | \$487,991.61 | 0.00 | \$38,602.70 |
| 065880 | RIV CO GANG TASK FORCE DIRECTO | (\$80.27) | \$87.93 | \$0.01 | 0.00 | \$7.65 |
| 065885 | ENVIRONMENTAL PROCECTION PROSC | \$19.98 | \$3.49 | \$0.00 | 0.00 | \$23.47 |
| 065890 | CASH OUTSIDE RIVERSIDE COUNTY | \$0.00 | \$0.00 | \$0.00 | 0.00 | \$0.00 |
| 065900 | COURT COLLECTIONS CLEARING | \$0.00 | \$7,421,696.18 | \$4,080,707.46 | 0.00 | \$3,340,988.72 |
| 065905 | BNET ASSET FORF-UNADJUDICATED | \$194,974.92 | \$82.41 | \$79,847.84 | 0.00 | \$115,209.49 |
| 065910 | BNET ASSET FORF-ABJUDICATED | \$132,469.01 | \$49.09 | \$0.01 | 0.00 | \$132,518.09 |
| 065915 | SWCNTF FED EQ SHARE | \$88,247.38 | \$35.37 | \$0.00 | 0.00 | \$88,282.75 |
| 065916 | SHERIFF'S UNCLAIMED FUNDS | \$90,221.70 | \$0.00 | \$0.00 | 0.00 | \$90,221.70 |
| 065920 | COACHELLA VALLEY MSHCP | \$164.02 | \$0.07 | \$0.01 | 0.00 | \$164.08 |
| 065925 | GANG TASK FORCE-FEDERAL EQUITY | \$0.00 | \$0.00 | \$0.00 | 0.00 | \$0.00 |
| 065930 | GANG TASK FORCE - UNADJUDICATE | \$25,225.96 | \$1,130.11 | \$0.00 | 0.00 | \$26,356.07 |
| 065935 | GANG TASK FORCE- ADJUDICATED | \$11,708.06 | \$4.70 | \$0.01 | 0.00 | \$11,712.75 |
| 065940 | GREEN BUILDING FEE FUND | \$3,590.16 | \$1,608.40 | \$4,185.46 | 0.00 | \$1,013.10 |
| 065945 | TOURISM BUSINESS IMPROVEMENT D | \$25,727.08 | \$446,657.92 | \$3,136.12 | 0.00 | \$469,248.88 |
| 065950 | TRANS REPAYMENT FUND | \$127,486,246.23 | \$0.00 | \$127,486,111.11 | 0.00 | \$135.12 |
| 065955 | Prop 172 - PUBLIC SAFETY | (\$0.05) | \$0.05 | \$0.00 | 0.00 | \$0.00 |
| 065956 | COURT PLACEMENT SSI/SSA TRUST | \$122,439.16 | \$35,161.01 | \$33,511.17 | 0.00 | \$124,089.00 |
| 066000 | RPTTF RDV Banning | (\$0.01) | \$356.62 | \$0.00 | 0.00 | \$356.61 |

Riverside County Fund Summary Report 7/1/12 - 7/31/12

| Fund | Fund Name | Balance Forward | Total Debits | Total Credits | Investments | Total |
|--------|--------------------------------|-----------------|------------------|------------------|-------------|-------------------|
| 066005 | RPTTF RDV Beaumont | \$0.00 | \$988,976.45 | \$988,826.35 | 0.00 | \$150.10 |
| 066010 | RPTTF RDV Blythe | \$0.00 | \$593,709.76 | \$593,473.39 | 0.00 | \$236.37 |
| 066015 | RPTTF RDV Calimesa | \$0.00 | \$5,998.12 | \$5,957.90 | 0.00 | \$40.22 |
| 066020 | RPTTF RDV Cathedral City | (\$4.93) | \$63,649.74 | \$62,238.45 | 0.00 | \$1,406.36 |
| 066025 | RPTTF RDV Coachella | \$0.00 | \$881,068.50 | \$880,744.89 | 0.00 | \$323.61 |
| 066030 | RPTTF RDV Corona | \$0.00 | \$1,023.87 | \$0.00 | 0.00 | \$1,023.87 |
| 066035 | RPTTF RDV Desert Hot Springs | \$172,627.40 | \$118,682.81 | \$290,894.13 | 0.00 | \$416.08 |
| 066040 | RPTTF RDV Hemet | (\$17.37) | \$2,898,441.00 | \$2,896,622.43 | 0.00 | \$1,801.20 |
| 066045 | RPTTF RDV Indian Wells | (\$0.01) | \$3,243.48 | \$0.00 | 0.00 | \$3,243.47 |
| 066050 | RPTTF RDV Indio | \$0.00 | \$500.47 | \$0.00 | 0.00 | \$500.47 |
| 066055 | RPTTF RDV La Quinta | \$0.00 | \$2,935.64 | \$0.00 | 0.00 | \$2,935.64 |
| 066060 | RPTTF RDV Lake Elsinore | (\$134,783.79) | \$135,557.58 | \$0.00 | 0.00 | \$773.79 |
| 066065 | RPTTF RDV March Joint Powers | (\$121.87) | \$339.93 | \$0.00 | 0.00 | \$218.06 |
| 066070 | RPTTF RDV Moreno Valley | \$0.00 | \$777.91 | \$0.00 | 0.00 | \$777.91 |
| 066075 | RPTTF RDV Murrieta | \$0.00 | \$1,860,276.46 | \$1,859,872.20 | 0.00 | \$404.26 |
| 066080 | RPTTF RDV Norco | \$0.00 | \$592.96 | \$0.00 | 0.00 | \$592.96 |
| 066085 | RPTTF RDV Palm Desert | \$1,439,741.78 | \$3,667.74 | \$1,439,742.58 | 0.00 | \$3,666.94 |
| 066090 | RPTTF RDV Palm Springs | \$1,436,391.99 | \$845.26 | \$1,436,391.99 | 0.00 | \$845.26 |
| 066095 | RPTTF RDV Perris | \$0.00 | \$3,527,177.73 | \$3,526,735.59 | 0.00 | \$442.14 |
| 066100 | RPTTF RDV Rancho Mirage | \$0.00 | \$2,001.24 | \$0.00 | 0.00 | \$2,001.24 |
| 066105 | RPTTF RDV Riverside County EDA | \$115,945.46 | \$26,147.00 | \$134,910.59 | 0.00 | \$7,181.87 |
| 066110 | RPTTF RDV Riverside | \$0.00 | \$2,278.68 | \$0.00 | 0.00 | \$2,278.68 |
| 066115 | RPTTF RDV San Jacinto | \$0.00 | \$195.83 | \$0.00 | 0.00 | \$195.83 |
| 066120 | RPTTF RDV Temecula | \$0.00 | \$377,945.52 | \$377,154.99 | 0.00 | \$790.53 |
| 069000 | COUNTY A | \$0.00 | \$0.00 | \$0.00 | 0.00 | \$0.00 |
| 069001 | COUNTY B | \$53,572,984.09 | \$151,256,491.30 | \$164,218,380.79 | 0.00 | \$40,611,094.60 |
| 069002 | COUNTY C WARRANTS | \$1,575,529.78 | \$27,339,090.27 | \$28,241,489.52 | 0.00 | \$673,130.53 |
| 069004 | ELECTRONIC FUND TRANSFER | \$12,805,782.10 | \$24,397,508.04 | \$22,229,985.86 | 0.00 | \$14,973,304.28 |
| 069005 | DPSS CATALOGY#11 | \$838,530.38 | \$331,607.35 | \$727,838.52 | 0.00 | \$442,299.21 |
| 069006 | CAT 5 PROPERITY TAX EFT | \$5,314.99 | \$17,312,816.91 | \$17,312,816.91 | 0.00 | \$5,314.99 |
| 069007 | CAT 11 STALE DATED WARRANTS | \$206,602.01 | \$4.47 | \$444.52 | 0.00 | \$206,161.96 |
| 069008 | STALE DATED WARRANTS | \$7,458,184.27 | \$199,569.02 | \$488,352.67 | 0.00 | \$7,169,400.62 |
| 069009 | PAYROLL NET PAY WARR CLG | (\$177,368.15) | \$64,410,492.69 | \$96,560,111.51 | 0.00 | (\$32,326,986.97) |
| 069010 | CAT 2 STALE-DATED "A" WARRANTS | \$124,467.72 | \$4,897.38 | \$5,768.71 | 0.00 | \$123,596.39 |
| 069011 | PROPERTY TAX STALE DATED WARRA | \$4,527,928.25 | \$193,928.93 | \$33,531.06 | 0.00 | \$4,688,326.12 |
| 069012 | E-Payables Clearing Fund | \$0.00 | \$3,097,676.82 | \$3,072,328.63 | 0.00 | \$25,348.19 |
| 069021 | WESTERN TUMF | \$115,044.26 | \$267,817.32 | \$139,738.66 | 0.00 | \$243,122.92 |

Riverside County Fund Summary Report

7/1/12 - 7/31/12

| Fund | Fund Name | Balance Forward | Total Debits | Total Credits | Investments | Total |
|-------|-------------------------------|---------------------------|---------------------------|---------------------------|---------------|---------------------------|
| | Sub Total: | \$3,270,791,279.46 | \$3,343,543,725.12 | \$3,385,659,704.21 | \$0.00 | \$3,228,675,300.37 |
| 22410 | CORONA NORCO UNIFIED | \$23,375,321.23 | \$65,463,055.67 | \$62,526,648.00 | 0.00 | \$26,311,728.90 |
| 22411 | ADULT ED | \$1,619,138.41 | \$9,143.80 | \$86,842.44 | 0.00 | \$1,541,439.77 |
| 22414 | DEFERRED MAINT FUND | \$4,187,688.68 | \$2,162.68 | \$508,290.07 | 0.00 | \$3,681,561.29 |
| 22417 | Special Reserve for Other | \$6,677,129.00 | \$1,193,912.23 | \$0.00 | 0.00 | \$7,871,041.23 |
| 22425 | CAPITAL FAC FUND | \$10,871,493.05 | \$261,761.64 | \$240,053.74 | 0.00 | \$10,893,200.95 |
| 22426 | GO BOND 1ST ISSUANCE | \$6,286,393.72 | \$42,798.23 | \$76,663.37 | 0.00 | \$6,252,528.58 |
| 22427 | 2006 GO BOND SERIES B | \$88.16 | \$0.04 | \$0.00 | 0.00 | \$88.20 |
| 22428 | ISSUE BDE | \$7,831.59 | \$3.21 | \$0.00 | 0.00 | \$7,834.80 |
| 22435 | STATE SCHOOL FACILITIES PROGS | \$10,278,438.40 | \$15,922,300.20 | \$98,885.43 | 0.00 | \$26,101,853.17 |
| 22436 | HVAC | \$0.00 | \$0.00 | \$0.00 | 0.00 | \$0.00 |
| 22440 | SPECIAL RESERVE FUND SPE | \$482,750.01 | \$124.39 | \$48,557.24 | 0.00 | \$434,317.16 |
| 22451 | BOND AND INTEREST FUND | \$1,528.03 | \$0.63 | \$0.00 | 0.00 | \$1,528.66 |
| 22467 | INSURANCE RESERVE FUND | \$5,013,103.81 | \$191,149.36 | \$109,249.60 | 0.00 | \$5,095,003.57 |
| 22468 | OPEB | \$3,988,300.47 | \$117,252.90 | \$0.00 | 0.00 | \$4,105,553.37 |
| 22470 | CPUG PURCHASING | \$86,950.24 | \$36.93 | \$1,500.00 | 0.00 | \$88,487.17 |
| 22471 | FINANCE/PERSONNEL | \$235,676.41 | \$101.28 | \$0.00 | 0.00 | \$235,777.69 |
| 22472 | STUDENT | \$24,248.17 | \$10.17 | \$0.00 | 0.00 | \$24,258.34 |
| 22473 | EMERGENCY | \$165,647.05 | \$69.22 | \$0.00 | 0.00 | \$165,716.27 |
| 22474 | CONFERENCE | \$63,124.25 | \$26.02 | \$0.00 | 0.00 | \$63,150.27 |
| 22475 | ADMINISTRATIVE | \$15,297.79 | \$6.18 | \$0.00 | 0.00 | \$15,303.97 |
| 22477 | CSIS | \$2,417.79 | \$0.99 | \$0.00 | 0.00 | \$2,418.78 |
| 22519 | LEE LAKE WATER DISTRICT CFD 3 | \$331,452.51 | \$0.00 | \$0.00 | 0.00 | \$331,452.51 |
| 22522 | CFD 04-1 | \$3,183.65 | \$1.30 | \$0.00 | 0.00 | \$3,184.95 |
| 22523 | CFD 04-2 | \$2,767.18 | \$0.00 | \$0.00 | 0.00 | \$2,767.18 |
| 22528 | CFD 06-1 | \$0.00 | \$0.39 | \$0.00 | 0.00 | \$0.39 |
| 22529 | CFD 05-1 | \$55,146.99 | \$0.00 | \$0.00 | 0.00 | \$55,146.99 |
| 22530 | JCSD 14 JURUPA | \$175,903.63 | \$27,323.37 | \$0.00 | 0.00 | \$203,227.00 |
| 22531 | JCSD 23 JURUPA | \$7,213.11 | \$1,055,598.99 | \$1,055,492.48 | 0.00 | \$7,319.62 |
| 22532 | JCSD 25 JURUPA | \$32,527.70 | \$36.01 | \$0.00 | 0.00 | \$32,563.71 |
| 22533 | JCSD 26 JURUPA | \$5,167.61 | \$36.95 | \$0.00 | 0.00 | \$5,204.56 |
| 22534 | JCSD 32 JURUPA | \$0.00 | \$0.00 | \$0.00 | 0.00 | \$0.00 |
| 22535 | JCSD 24 JURUPA | \$96,328.00 | \$57.33 | \$0.00 | 0.00 | \$96,385.33 |
| 22536 | JCSD 28 JURUPA | \$8,461.35 | \$63,120.81 | \$0.00 | 0.00 | \$71,582.16 |
| 22537 | JCSD 15 JURUPA | \$2,652.00 | \$23.75 | \$0.00 | 0.00 | \$2,875.75 |
| 22538 | JCSD 30 JURUPA | \$0.00 | \$0.23 | \$0.00 | 0.00 | \$0.23 |
| 22539 | JCSD 29 JURUPA | \$0.00 | \$30.07 | \$0.00 | 0.00 | \$30.07 |

Riverside County Fund Summary Report 7/1/12 - 7/31/12

| Fund | Fund Name | Balance Forward | Total Debits | Total Credits | Investments | Total |
|-------|--------------------------------|------------------|-----------------|----------------|-------------|------------------|
| 22540 | JCSD 27 JURUPA | \$301,629.95 | \$6,119.36 | \$0.00 | 0.00 | \$307,749.31 |
| 22541 | CFD 06-2 | \$1,284,012.91 | \$468.46 | \$0.00 | 0.00 | \$1,284,481.37 |
| 22542 | JCSD 33 | \$13,442.40 | \$61,402.72 | \$0.00 | 0.00 | \$74,845.12 |
| 22543 | JCSD 31 | \$39,506.05 | \$112.03 | \$0.00 | 0.00 | \$39,618.08 |
| 22544 | JCSD 22 | \$14,443.40 | \$66.65 | \$0.00 | 0.00 | \$14,510.05 |
| 22545 | JCSD 39 | \$1,390,634.90 | \$306.31 | \$0.00 | 0.00 | \$1,390,941.21 |
| 22546 | CFD 07-1 | \$14,799.56 | \$6.07 | \$0.00 | 0.00 | \$14,805.63 |
| 22547 | CFD 07-2 | \$18,300.56 | \$7.50 | \$0.00 | 0.00 | \$18,308.06 |
| 22548 | JCSD35 | \$0.00 | \$17.51 | \$0.00 | 0.00 | \$17.51 |
| 22549 | JCSD38 | \$0.00 | \$0.59 | \$0.00 | 0.00 | \$0.59 |
| 22581 | CFD 94-1 AMDIN | \$29,333.08 | \$29.14 | \$370.50 | 0.00 | \$28,991.72 |
| 22582 | CFD 95-1 ADMIN | \$194,183.87 | \$63.48 | \$0.00 | 0.00 | \$194,247.35 |
| 22583 | CFD 96-1 ADMIN | \$144,527.80 | \$0.00 | \$370.50 | 0.00 | \$144,157.30 |
| 22584 | CFD 3 | \$105.35 | \$85.88 | \$0.00 | 0.00 | \$191.23 |
| 22585 | CFD 98-1 CONST FUND | \$2,378,041.03 | \$782.81 | \$0.00 | 0.00 | \$2,378,823.84 |
| 22586 | CFD 98-2 ADMIN | \$54,509.20 | \$40.89 | \$0.00 | 0.00 | \$54,550.09 |
| 22610 | TRAN - CNUSD | \$0.00 | \$0.00 | \$0.00 | 0.00 | \$0.00 |
| 22611 | TRAN INTEREST CNUSD | \$426,746.45 | \$9,813.21 | \$0.00 | 0.00 | \$436,559.66 |
| 22612 | 2009 REPAYMENT FUND | \$0.00 | \$24,000,000.00 | \$0.00 | 0.00 | \$24,000,000.00 |
| 22705 | CHILD NUTRITION | \$0.00 | \$0.00 | \$0.00 | 0.00 | \$0.00 |
| 22710 | Intermediate ASB | \$250,248.75 | \$100.50 | \$0.00 | 0.00 | \$250,349.25 |
| 22720 | Centennial HS ASB | \$199,891.68 | \$102.88 | \$0.00 | 0.00 | \$199,994.56 |
| 22730 | Corona HS ASB | \$118,011.19 | \$48.35 | \$0.00 | 0.00 | \$118,059.54 |
| 22750 | Norco HS ASB | \$203,891.40 | \$123.49 | \$0.00 | 0.00 | \$204,014.89 |
| 22755 | Roosevelt HS ASB | \$198,986.83 | \$81.53 | \$0.00 | 0.00 | \$199,068.36 |
| 22760 | Santiago HS ASB | \$507,219.70 | \$244.16 | \$0.00 | 0.00 | \$507,463.86 |
| 30110 | DESERT COMM COLL GF | \$6,498,344.77 | \$6,490,292.88 | \$3,092,645.12 | 0.00 | \$9,895,992.53 |
| 30121 | DESERT COMMUNITY COLLEGE-BOND | \$19,469,264.24 | \$7,564.45 | \$8,909,912.50 | 0.00 | \$10,566,916.19 |
| 30133 | DESERT COMM COLL CHILD DEV | \$84,039.74 | \$404.06 | \$52,904.45 | 0.00 | \$31,539.35 |
| 30141 | DESERT COMM COLL CAP OUTLAY | \$154,134,299.22 | \$467,517.36 | \$4,434,208.52 | 0.00 | \$150,167,608.06 |
| 30161 | DESERT COMM COLL SELF INS | \$593,202.81 | \$263.62 | \$0.00 | 0.00 | \$593,466.43 |
| 30169 | DESERT COMM COLLEGE SPEC RES | \$5,378,581.05 | \$3,225.07 | \$45,358.07 | 0.00 | \$5,336,448.05 |
| 30172 | DESERT COMMUNITY COLLEGE | \$4,966.02 | \$4.57 | \$2,482.32 | 0.00 | \$2,488.27 |
| 30173 | DESERT COMM COLL STUDENT CENTE | \$25,038.42 | \$4.57 | \$728.86 | 0.00 | \$24,314.13 |
| 30310 | MT SAN JAC GENERAL FUND | \$161,763.50 | \$9,937,397.21 | \$4,277,092.35 | 0.00 | \$5,822,068.36 |
| 30332 | MT. SAN JACINTO C.C. - CAFETER | \$10,339.30 | \$36,746.33 | \$39,563.07 | 0.00 | \$7,522.56 |
| 30333 | MT SAN JAC CHILD DEV | \$7,322.94 | \$22,594.54 | \$22,002.25 | 0.00 | \$7,915.23 |

Riverside County Fund Summary Report 7/1/12 - 7/31/12

| Fund | Fund Name | Balance Forward | Total Debits | Total Credits | Investments | Total |
|-------|--------------------------------|-----------------|-----------------|-----------------|-------------|-----------------|
| 30341 | MT SAN JAC CAP OUTLAY PROJ | \$1,871,296.77 | \$6,607.16 | \$900,647.11 | 0.00 | \$977,256.82 |
| 30343 | MT. SAN JACINTO C.C. | \$1,053,655.30 | \$1,014.93 | \$410,106.51 | 0.00 | \$644,563.72 |
| 30361 | MTSAN JAC SELF INS FUND | \$363,863.41 | \$25,631.65 | \$10,098.54 | 0.00 | \$379,396.52 |
| 30510 | PALO VERDE CC GENERAL FUND | \$1,057,858.82 | \$810,370.48 | \$550,718.28 | 0.00 | \$1,317,511.02 |
| 30521 | PALO VERDE COMM COLL B&I | \$386,055.18 | \$6,829.42 | \$265,474.38 | 0.00 | \$127,410.22 |
| 30533 | PALO VERDE CC DEV FUND | \$20,530.62 | \$12,510.25 | \$17,477.18 | 0.00 | \$15,563.69 |
| 30541 | PALO VERDE CC CAP OUTLAY PROJ | \$725,499.81 | \$338.18 | \$3,401.29 | 0.00 | \$722,436.70 |
| 30551 | PALO VERDE COMM COLLEGE-BOOKST | \$255,381.61 | \$94,946.27 | \$0.00 | 0.00 | \$350,327.88 |
| 30561 | PALO VERDE CC SELF INS FUND | \$330,433.81 | \$2,065.13 | \$0.00 | 0.00 | \$332,498.94 |
| 30574 | PALO VERDE CC STUDENT FINC AID | \$0.00 | \$0.00 | \$0.00 | 0.00 | \$0.00 |
| 30710 | RCC GENERAL FUND | \$4,673,162.41 | \$33,359,912.88 | \$20,543,387.79 | 0.00 | \$17,489,687.50 |
| 30721 | RCC BOND/REDEMPTION | \$11,651,273.92 | \$1,257,740.75 | \$9,142,009.00 | 0.00 | \$3,767,005.67 |
| 30732 | RCC CAFETERIA FUND | \$19,963.36 | \$113,622.91 | \$118,469.44 | 0.00 | \$15,116.83 |
| 30733 | RCC CHILD DEV FUND | \$31,306.65 | \$117,012.45 | \$51,073.38 | 0.00 | \$97,245.72 |
| 30741 | RCC CAPITAL OUTLAY PROJ | \$87,882,351.45 | \$5,639,758.12 | \$2,876,670.63 | 0.00 | \$90,645,438.94 |
| 30761 | RCC SELF INSURANCE FUND | \$5,124,142.33 | \$3,339,367.80 | \$508,677.57 | 0.00 | \$7,954,832.56 |
| 31001 | ALVORD GENERAL FUND | \$4,931,559.92 | \$41,531,635.95 | \$11,388,990.17 | 0.00 | \$35,074,205.70 |
| 31011 | ALVORD ADULT ED FUND | \$13,905.08 | \$24.03 | \$524.02 | 0.00 | \$13,405.09 |
| 31014 | ALVORD DEFERRED MAINT FUND | \$531,976.25 | \$238.52 | \$0.00 | 0.00 | \$532,214.77 |
| 31021 | ALVORD BUILDING FUND | \$4,720,222.67 | \$11,136.38 | \$98,898.03 | 0.00 | \$4,632,461.02 |
| 31025 | ALVORD CAPITAL FACILITIES FUND | \$841,534.24 | \$483,518.10 | \$21,366.17 | 0.00 | \$1,303,686.17 |
| 31035 | ALVORD COUNTY SCH FAC FUND | \$664,452.58 | \$287.97 | \$0.00 | 0.00 | \$664,740.55 |
| 31040 | ALVORD SPECIAL RES CAP FUND | \$2,020,755.46 | \$924.66 | \$2,067.72 | 0.00 | \$2,019,612.40 |
| 31051 | ALVORD BOND INT & REDEMP FUND | \$4,608,907.69 | \$1,368.49 | \$3,326,107.50 | 0.00 | \$1,284,168.68 |
| 31067 | ALVORD SELF INSURANCE FUND | \$4,391,247.91 | \$69,660.22 | \$80,644.34 | 0.00 | \$4,380,263.79 |
| 31073 | ALVORD USD-FOUNDATION FUND | \$82,837.26 | \$942.93 | \$1,199.00 | 0.00 | \$82,581.19 |
| 31301 | BANNING GENERAL FUND | \$1,115,985.32 | \$10,076,836.51 | \$1,617,618.47 | 0.00 | \$9,575,203.36 |
| 31311 | BANNING ADULT EDUCATION | (\$23,161.47) | \$49,302.43 | \$0.00 | 0.00 | \$26,140.96 |
| 31313 | BANNING CAFETERIA FUND | \$1,469,032.13 | \$249,396.33 | \$31,353.90 | 0.00 | \$1,687,074.56 |
| 31314 | BANNING DEFERRED MAINT FUND | \$696.51 | \$0.62 | \$0.00 | 0.00 | \$697.13 |
| 31321 | BANNING USD-BOND BLDG FUND | \$3,196,310.26 | \$1,448.37 | \$71,786.56 | 0.00 | \$3,125,972.07 |
| 31325 | BANNING CAPITAL FACILITIES | \$2,870,475.52 | \$1,449.16 | \$94,969.50 | 0.00 | \$2,776,955.18 |
| 31335 | BANNING COUNT SCHOOL FACILITE | \$401,032.77 | \$176.29 | \$0.00 | 0.00 | \$401,209.06 |
| 31351 | BANNING USD INT AND RED FUND | \$2,332,999.08 | \$852.42 | \$1,505,748.13 | 0.00 | \$828,103.37 |
| 31801 | BEAUMONT GENERAL FUND | \$2,942,369.80 | \$11,829,275.35 | \$2,356,615.81 | 0.00 | \$12,415,029.34 |
| 31811 | BEAUMONT ADULT EDUCATION | \$480,511.22 | \$244,655.23 | \$158,765.65 | 0.00 | \$566,400.80 |
| 31812 | BEAUMONT USD CAFETERIA FUND | \$0.00 | \$0.00 | \$0.00 | 0.00 | \$0.00 |

Riverside County Fund Summary Report 7/1/12 - 7/31/12

| Fund | Fund Name | Balance Forward | Total Debits | Total Credits | Investments | Total |
|-------|---------------------------------|-----------------|-----------------|----------------|-------------|-----------------|
| 31813 | BEAUMONT CAFETERIA FUND | \$1,167,421.68 | \$337,219.92 | \$76,670.16 | 0.00 | \$1,427,971.44 |
| 31814 | BEAUMONT DEF MAINT FUND | \$507,924.99 | \$239.50 | \$6,348.30 | 0.00 | \$501,816.19 |
| 31815 | BEAUMONT PUPIL TRANSPORTATION | \$376,343.72 | \$177.74 | \$0.00 | 0.00 | \$376,521.46 |
| 31817 | BEAUMONT SPECIAL RESERVE NON C | \$2,868,153.57 | \$2,111.12 | \$1,622,443.00 | 0.00 | \$1,247,821.69 |
| 31821 | BEAUMONT BOND BUILDING | \$23,695,292.48 | \$16,141.90 | \$996,188.28 | 0.00 | \$22,715,246.10 |
| 31825 | BEAUMONT CAPITAL FACILITIES | \$4,560,795.79 | \$120,370.67 | \$38,729.42 | 0.00 | \$4,642,437.04 |
| 31830 | BEAUMONT STATE SCHOOL BLDG LP | \$0.00 | \$0.00 | \$0.00 | 0.00 | \$0.00 |
| 31835 | BEAUMONT COUNTY SCHOOL FACILIT | \$0.00 | \$0.12 | \$0.00 | 0.00 | \$0.12 |
| 31840 | BEAUMONT SPECIAL RESERVE CAPITA | \$5,232,186.19 | \$17,134.30 | \$1,028,662.10 | 0.00 | \$4,220,658.39 |
| 31851 | BEAUMONT BOND INTEREST&REDEM | \$2,443,375.72 | \$203,487.01 | \$1,081,858.75 | 0.00 | \$1,565,003.98 |
| 32101 | COACHELLA VALLEY GENERAL FUND | \$4,059,699.43 | \$27,828,998.08 | \$9,410,016.78 | 0.00 | \$22,478,680.73 |
| 32111 | COACHELLA VALLEY ADULT ED FUND | \$225,077.23 | \$269,037.48 | \$52,510.54 | 0.00 | \$441,604.17 |
| 32112 | COACHELLA VALLEY CHILD DEV FUN | \$71,738.77 | \$78,078.10 | \$106,045.87 | 0.00 | \$43,771.00 |
| 32113 | COACHELLA VALLEY USD-CAFETERIA | \$5,698,156.99 | \$1,328,988.18 | \$246,170.36 | 0.00 | \$6,780,974.81 |
| 32114 | COACHELLA VALLEY DEFERRED MAIN | \$881,180.24 | \$394.04 | \$3,476.65 | 0.00 | \$878,097.63 |
| 32121 | COACHELLA VALLEY BOND BUILDING | \$17,014,136.94 | \$54,609,637.83 | \$3,018,533.91 | 0.00 | \$68,605,240.86 |
| 32125 | COACHELLA VALLEY CAPITAL FAC. | \$3,119,117.50 | \$1,289.09 | \$0.00 | 0.00 | \$3,120,406.59 |
| 32135 | COACHELLA VALLEY COUNTY SCHOOL | \$3,983,354.15 | \$1,838.47 | \$84,820.00 | 0.00 | \$3,900,372.62 |
| 32140 | COACHELLA VALLEY SPEC RES CAPI | \$3,136,745.57 | \$1,134,289.35 | \$0.00 | 0.00 | \$4,271,034.92 |
| 32151 | COACHELLA VALLEY BON & INTERES | \$6,326,599.60 | \$2,182,254.70 | \$3,889,493.75 | 0.00 | \$4,619,360.55 |
| 32167 | COACHELLA VALLEY SELF INSURED | \$731,285.76 | \$430,255.35 | \$220,365.36 | 0.00 | \$941,175.75 |
| 32451 | CORONA-NORCO BOND & INTEREST | \$16,895,051.77 | \$417,103.13 | \$8,779,145.63 | 0.00 | \$8,533,009.27 |
| 32701 | DESERT CENTER GENERAL FUND | \$510,062.92 | \$1,185.03 | \$29,946.15 | 0.00 | \$481,301.80 |
| 32714 | DESERT CENTER DEFERRED MAINT | \$0.00 | \$0.00 | \$0.00 | 0.00 | \$0.00 |
| 33001 | DESERT SANDS GENERAL FUND | \$13,647,355.50 | \$31,985,677.04 | \$7,635,198.30 | 0.00 | \$37,997,834.24 |
| 33009 | DESERT SANDS CHARTER SPEC REV | \$3,472,440.03 | \$2,222,592.12 | \$337,816.01 | 0.00 | \$5,357,216.14 |
| 33011 | DESERT SANDS ADULT ED FUND | \$114,856.74 | \$45.49 | \$0.00 | 0.00 | \$114,902.23 |
| 33012 | DESERT SANDS CHILD DEV FUND | \$83,811.37 | \$534.63 | \$25,267.79 | 0.00 | \$59,078.21 |
| 33013 | DESERT SANDS CAFETERIA FUND | \$2,245,622.84 | \$1,056,552.56 | \$175,764.80 | 0.00 | \$3,126,410.60 |
| 33014 | DESERTSANDS DEF MAINT FUND | \$1,588,433.40 | \$7,791.55 | \$68,670.52 | 0.00 | \$1,527,554.43 |
| 33017 | DESERT SANDS-USD SPEC RES | \$1,481,445.84 | \$651.23 | \$0.00 | 0.00 | \$1,482,097.07 |
| 33021 | DESERTSANDS BOND BLDG FUND | \$46,003,817.71 | \$22,855.21 | \$3,894,809.76 | 0.00 | \$42,131,863.16 |
| 33025 | DESERT SANDS CAPITAL FACILITIE | \$19,787,686.28 | \$97,085.58 | \$76,053.19 | 0.00 | \$19,808,718.67 |
| 33035 | DESERTSANDS CO SCHOOL FAC FUND | \$0.00 | \$2.02 | \$0.00 | 0.00 | \$2.02 |
| 33040 | DESEERT SANDS SPECIAL RES CAP | \$22,705,529.88 | \$7,312.10 | \$387,819.09 | 0.00 | \$22,325,022.89 |
| 33051 | DESERT SANDS UNIFIED SCHOOL DI | \$13,000,474.55 | \$9,030.66 | \$2,638,200.00 | 0.00 | \$10,371,305.21 |
| 33067 | DESERT SANDS SELF INS FUND | \$6,377,940.59 | \$245,686.11 | \$290,249.18 | 0.00 | \$6,333,377.52 |

Riverside County Fund Summary Report 7/1/12 - 7/31/12

| Fund | Fund Name | Balance Forward | Total Debits | Total Credits | Investments | Total |
|-------|---------------------------------|-----------------|-----------------|-----------------|-------------|-----------------|
| 33401 | LAKE ELSINORE GENERAL FUND | \$2,132,399.02 | \$67,149,667.98 | \$22,960,614.21 | 0.00 | \$46,321,452.79 |
| 33409 | LAKE ELSINORE USD-SO CA ONLINE | \$222,067.25 | \$292,801.09 | \$301,414.97 | 0.00 | \$213,453.37 |
| 33411 | LAKE ELSINORE ADULT ED FUND | \$79,591.60 | \$0.00 | \$7,814.43 | 0.00 | \$71,777.17 |
| 33412 | LAKE ELSINORE CHILD DEV FUND | \$292,410.89 | \$40,400.98 | \$143,655.98 | 0.00 | \$189,155.89 |
| 33414 | LAKE ELSINORE DEFERRED MAINT | \$0.00 | \$0.00 | \$0.00 | 0.00 | \$0.00 |
| 33415 | LAKE ELSINORE PUPIL TRANS FUND | \$0.00 | \$0.00 | \$0.00 | 0.00 | \$0.00 |
| 33425 | LAKE ELSINORE CAPITAL FACILITI | \$1,634,702.40 | \$4,960,352.90 | \$1,478,402.64 | 0.00 | \$5,116,652.66 |
| 33435 | LAKE ELSINORE COUNTY SCHOOL FA | \$181,502.15 | \$79.79 | \$0.00 | 0.00 | \$181,581.94 |
| 33440 | LAKE ELSINORE SPECIAL RESERVE | \$294,847.84 | \$129.65 | \$0.00 | 0.00 | \$294,977.49 |
| 33467 | LAKE ELS USD-SELF INS FUND | \$1,053,983.80 | \$3,848,489.75 | \$652,260.80 | 0.00 | \$4,250,212.75 |
| 33901 | HEMET GENERAL FUND | \$341,656.95 | \$52,624,683.28 | \$13,564,043.03 | 0.00 | \$39,402,297.20 |
| 33909 | HEMET USD-CHARTER SCH FUND | \$13,845.00 | \$809,006.30 | \$93,428.48 | 0.00 | \$729,422.82 |
| 33911 | HEMET ADULT ED FUND | \$723,328.89 | \$308.36 | \$21,674.51 | 0.00 | \$701,962.74 |
| 33912 | HEMET CHILD DEV FUND | \$14,949.36 | \$69,828.29 | \$12,831.43 | 0.00 | \$71,946.22 |
| 33913 | Hemet USD-Cafeteria Fund | \$112,820.03 | \$332,525.92 | \$151,076.34 | 0.00 | \$294,269.61 |
| 33914 | HEMET DEFERRED MAINT FD | \$1,746,564.79 | \$800.13 | \$105,352.48 | 0.00 | \$1,642,012.44 |
| 33917 | HEMET SPEC RES NON CAP | \$0.00 | \$0.00 | \$0.00 | 0.00 | \$0.00 |
| 33921 | HEMET UNIFIED BOND BLDG | \$25,008,826.95 | \$11,604.25 | \$788,862.23 | 0.00 | \$24,231,568.97 |
| 33925 | HEMET CAP FACILITIES FD | \$3,042,760.33 | \$1,384.30 | \$62,462.17 | 0.00 | \$2,981,682.46 |
| 33935 | HEMET CO SCHOOL FAC BLDG | \$3,832.43 | \$1.65 | \$0.00 | 0.00 | \$3,834.08 |
| 33940 | HEMET USD SPECIAL RES | \$33,118.25 | \$14.56 | \$0.00 | 0.00 | \$33,132.81 |
| 33951 | HEMET UNIFIED BOND INTEREST/RE | \$9,006,039.22 | \$3,095.77 | \$7,030,880.68 | 0.00 | \$1,978,254.31 |
| 33967 | HEMET SELF INS FUND | \$6,491,946.93 | \$4,101,499.47 | \$198,836.60 | 0.00 | \$10,394,609.80 |
| 33968 | Hemet USD-Self Ins Post Employ | \$66,466.48 | \$98,834.20 | \$85,665.18 | 0.00 | \$79,635.50 |
| 34001 | SANTA ROSA ACADEMY INC GF | \$900,170.62 | \$1,403,341.01 | \$402,762.30 | 0.00 | \$1,900,749.33 |
| 34040 | SANTA ROSA ACADEMY SRF | \$0.92 | \$0.24 | \$0.00 | 0.00 | \$1.16 |
| 34076 | SANTA ROSA ACADEMY-AGENCY FUND | \$52.86 | \$0.00 | \$0.00 | 0.00 | \$52.86 |
| 34101 | RIVER SPRINGS CHARTER SCHOOL | \$11,237,641.02 | \$7,296,837.97 | \$10,492,817.86 | 0.00 | \$8,041,661.13 |
| 34109 | RIVER SPRINGS CHARTER SCHOOL | \$0.00 | \$0.00 | \$0.00 | 0.00 | \$0.00 |
| 34176 | RIVER SPRINGS CHARTER SCHOOL | \$22.04 | \$0.00 | \$22.04 | 0.00 | \$0.00 |
| 34201 | Father's Heart Charter School | \$0.00 | \$0.00 | \$0.00 | 0.00 | \$0.00 |
| 34477 | PAYROLL TAXES WARRANT PASS THRU | \$15,063.74 | \$0.00 | \$0.00 | 0.00 | \$15,063.74 |
| 34478 | STRS WARRANT PASS THRU | \$166,748.53 | \$0.00 | \$0.00 | 0.00 | \$166,748.53 |
| 34479 | PERS WARRANT PASS THRU | (\$21,994.69) | \$0.00 | \$0.00 | 0.00 | (\$21,994.69) |
| 34480 | GARNISHMENTS WARRANT PASS THRU | \$3,278.64 | \$0.00 | \$1,702.39 | 0.00 | \$1,576.25 |
| 34481 | TAX SHELTER ANNUITY WARRANT P | \$26,031.80 | \$0.00 | \$0.00 | 0.00 | \$26,031.80 |
| 34482 | MISC WARRANT PASS THRU | \$40,903.97 | \$0.00 | \$0.00 | 0.00 | \$40,903.97 |

Riverside County

Fund Summary Report

7/1/12 - 7/31/12

| Fund | Fund Name | Balance Forward | Total Debits | Total Credits | Investments | Total |
|-------|--------------------------------|-----------------|-----------------|-----------------|-------------|-----------------|
| 34483 | FEDERAL WITHHOLDING PASS THRU | \$0.00 | \$0.00 | \$0.00 | 0.00 | \$0.00 |
| 34484 | STATE WITHHOLDING PASS THRU | (\$4,192.55) | \$0.00 | \$0.00 | 0.00 | (\$4,192.55) |
| 34485 | MEDICARE PASS THRU | \$0.00 | \$0.00 | \$0.00 | 0.00 | \$0.00 |
| 34486 | FICA PASS THRU | \$0.00 | \$0.00 | \$0.00 | 0.00 | \$0.00 |
| 34487 | DEFERRED PAY PASS THRU | \$12,539.30 | \$0.00 | \$0.00 | 0.00 | \$12,539.30 |
| 34490 | REVENUE CLEARING PASS THRU | (\$12,286.03) | \$0.00 | \$0.00 | 0.00 | (\$12,286.03) |
| 34491 | COMMERCIAL WARRANT PASS THRU | (\$4,768.69) | \$0.00 | \$0.00 | 0.00 | (\$4,768.69) |
| 34492 | PAYROLL CLEARING PASS THRU | (\$99,975.73) | \$0.00 | \$0.00 | 0.00 | (\$99,975.73) |
| 34601 | JURUPA GENERAL FUND | \$7,900,454.32 | \$23,897,536.65 | \$7,831,219.87 | 0.00 | \$23,966,771.10 |
| 34611 | JURUPA ADULT EDUCATION FUND | \$9,775.47 | \$18.25 | \$25.21 | 0.00 | \$9,768.51 |
| 34612 | JURUPA CHILD DEV FUND | \$175,916.01 | \$229.48 | \$10,392.18 | 0.00 | \$165,753.31 |
| 34613 | JURUPA CAFETERIA FUND | \$2,526,151.22 | \$723,818.67 | \$128,552.62 | 0.00 | \$3,121,417.27 |
| 34614 | JURUPA DEF MAINT FUND | \$0.00 | \$0.00 | \$0.00 | 0.00 | \$0.00 |
| 34621 | JURUPA UNIFIED BOND BLDG | \$0.00 | \$0.00 | \$0.00 | 0.00 | \$0.00 |
| 34625 | JURUPA CAPITAL FACILITIES | \$1,208,483.92 | \$493.16 | \$4,633.00 | 0.00 | \$1,204,344.08 |
| 34630 | JURUPA STATE SCH BLDG LP | \$91,682.62 | \$40.28 | \$196.50 | 0.00 | \$91,526.40 |
| 34635 | JURUPA UNIFIED CO SCH FAC FUND | \$3,752,497.10 | \$1,808.20 | \$136,055.16 | 0.00 | \$3,618,250.14 |
| 34640 | JURUPA SPEC RES CAPITAL | \$1,627,793.69 | \$959.71 | \$804,794.21 | 0.00 | \$823,959.19 |
| 34651 | JURUPA UNI BOND INT FUND | \$3,808,035.65 | \$1,354.64 | \$2,920,393.75 | 0.00 | \$888,996.54 |
| 34667 | JURUPA SELF INSURANCE FUND | \$407,573.58 | \$1,001.44 | \$16,724.61 | 0.00 | \$391,850.41 |
| 34673 | JURUPA-USD FOUNDATION FUND | \$20,186.20 | \$158.74 | \$0.00 | 0.00 | \$20,344.94 |
| 34901 | MENIFEE UNION GENERAL FUND | \$5,480,658.86 | \$35,752,008.19 | \$5,021,113.35 | 0.00 | \$36,211,553.70 |
| 34912 | MENIFEE UNION CHILD DEV | \$1,054.67 | \$110,542.45 | \$12,932.22 | 0.00 | \$98,664.90 |
| 34913 | MENIFEE UNION CAFETERIA | \$967,076.38 | \$226,687.78 | \$68,374.33 | 0.00 | \$1,125,389.83 |
| 34914 | MENIFEE UNION DEFERRED MAINT | \$0.00 | \$0.00 | \$0.00 | 0.00 | \$0.00 |
| 34917 | MENIFEE UNION SPEC RESERVE | \$0.00 | \$0.00 | \$0.00 | 0.00 | \$0.00 |
| 34921 | MENIFEE UNION | \$3,992,326.57 | \$2,079.07 | \$438,483.73 | 0.00 | \$3,555,921.91 |
| 34925 | MENIFEE UNION CAPITAL FACILITI | \$15,545,343.73 | \$250,463.28 | \$489,564.58 | 0.00 | \$15,306,242.43 |
| 34935 | MENIFEE UNION SCHOOL FACILITIE | \$0.00 | \$0.00 | \$0.00 | 0.00 | \$0.00 |
| 34951 | MENIFEE UNION BOND&INTEREST RE | \$1,736,729.58 | \$569.12 | \$1,238,411.26 | 0.00 | \$498,887.44 |
| 35251 | MORENO VALLEY USB&I | \$4,347,718.36 | \$1,534.77 | \$3,352,012.51 | 0.00 | \$997,240.62 |
| 35601 | MURRIETA VALLEY GENERAL FUND | \$3,934,469.09 | \$52,875,838.06 | \$17,359,527.48 | 0.00 | \$39,450,779.67 |
| 35611 | MURRIETA VALLEY ADULT ED | \$98,407.75 | \$75,203.03 | \$52,941.04 | 0.00 | \$120,669.74 |
| 35612 | MURRIETA VALLEY CHILD DEV | \$23,757.72 | \$264,166.17 | \$227,879.19 | 0.00 | \$60,044.70 |
| 35613 | MURRIETA VALLEY CAFETERIA FUND | \$1,119,419.50 | \$470.34 | \$130,661.49 | 0.00 | \$989,228.35 |
| 35614 | MURRIETA VALLEY DEFERRED MAINT | \$3,150.47 | \$1.38 | \$0.00 | 0.00 | \$3,151.85 |
| 35621 | MURRIETA VALLEY BLDG FUND | \$6,859,506.55 | \$3,601.67 | \$602,711.11 | 0.00 | \$6,260,397.11 |

Riverside County

Fund Summary Report

7/1/12 - 7/31/12

| Fund | Fund Name | Balance Forward | Total Debits | Total Credits | Investments | Total |
|-------|---------------------------------|-----------------|-----------------|-----------------|-------------|-----------------|
| 35625 | MURRIETA VALLEY CAP FAC | \$7,244,351.38 | \$2,566,614.64 | \$316,749.26 | 0.00 | \$9,494,216.76 |
| 35630 | MURRIETA VALLEY ST BLDG | \$0.00 | \$0.00 | \$0.00 | 0.00 | \$0.00 |
| 35635 | MURRIETA VALLEY CO BLDG | \$239,095.39 | \$473.24 | \$0.00 | 0.00 | \$239,568.63 |
| 35651 | MURRIETA VALLEY BOND INT & RED | \$12,815,485.68 | \$4,490.84 | \$0.00 | 0.00 | \$12,819,976.52 |
| 35667 | MURRIETA VALLEY USD-SELF INS F | \$0.00 | \$0.00 | \$0.00 | 0.00 | \$0.00 |
| 35801 | NUVIEW UNION GENERAL FUND | \$630,069.92 | \$3,783,963.67 | \$713,669.50 | 0.00 | \$3,700,364.09 |
| 35809 | NUVIEW UNION CHAPTERREVENUE FU | \$118,633.20 | \$174,613.07 | \$56,516.48 | 0.00 | \$236,729.79 |
| 35812 | NUVIEW UNION-CHILD DEV FUND | \$121,741.43 | \$185,129.50 | \$198,313.40 | 0.00 | \$108,557.53 |
| 35813 | NUVIEW UNION-CAFETERIA FUND | \$7,363.52 | \$196,352.09 | \$76,127.16 | 0.00 | \$127,588.45 |
| 35814 | NUVIEW UNION DEFERRED MAINT | \$0.00 | \$0.00 | \$0.00 | 0.00 | \$0.00 |
| 35821 | NUVIEW UNION BOND BLDGFUND | \$83,433.09 | \$41.60 | \$0.00 | 0.00 | \$83,474.69 |
| 35825 | NUVIEW UNION CAPITAL FACILITIE | \$7,776.35 | \$2.53 | \$0.00 | 0.00 | \$7,778.88 |
| 35851 | NUVIEW UNION-BOND/INT REDEMP TI | \$224,770.41 | \$81.54 | \$142,087.50 | 0.00 | \$82,764.45 |
| 36101 | PALM SPRINGS GENERAL FUND | \$25,336,840.44 | \$32,077,063.81 | \$7,840,909.44 | 0.00 | \$49,572,994.81 |
| 36109 | PALM SPRINGS USD-CHARTER S F | \$425,782.60 | \$930,765.65 | \$99,588.51 | 0.00 | \$1,256,959.74 |
| 36111 | PALM SPRINGS ADULT ED FUND | \$27,177.68 | \$41.33 | \$3.80 | 0.00 | \$27,215.21 |
| 36112 | PALM SPRINGS CHILD DEV FUND | \$711,400.91 | \$13,786.31 | \$105,011.37 | 0.00 | \$620,175.85 |
| 36113 | PALM SPRINGS USD/CAFETERIA | \$3,957,696.29 | \$1,344,876.14 | \$472,222.90 | 0.00 | \$4,830,349.53 |
| 36114 | PALM SPRINGS DEF MAINT FUND | \$809,737.64 | \$379.43 | \$33,144.00 | 0.00 | \$776,973.07 |
| 36117 | PALM SPRINGS SPEC RES NON CAP | \$15,842,430.85 | \$5,515.40 | \$0.00 | 0.00 | \$15,847,946.25 |
| 36121 | PALM SPRINGS BUILDING FUND | \$39,139,992.94 | \$20,651.19 | \$4,458,183.39 | 0.00 | \$34,702,460.74 |
| 36125 | PALM SPRINGS CAP FAC FUND | \$16,430,711.35 | \$123,509.21 | \$228,093.83 | 0.00 | \$16,326,126.73 |
| 36135 | PALM SPRING CO SCHOOL FAC | \$3,286,568.78 | \$14,886,424.24 | \$0.00 | 0.00 | \$18,172,993.02 |
| 36140 | PALM SPRINGS SPEC RES CAP FUND | \$3,224,156.87 | \$1,417.92 | \$0.00 | 0.00 | \$3,225,574.79 |
| 36151 | PALM SPRINGS BOND INT/REDM FUN | \$29,254,761.12 | \$11,002.94 | \$16,904,964.72 | 0.00 | \$12,360,799.34 |
| 36167 | PALM SPRINGS USD SELF INS | \$7,026,128.39 | \$75,715.68 | \$122,501.49 | 0.00 | \$6,979,342.58 |
| 36168 | PALM SPRINGS USD-SELF INS POST | \$7,037,914.46 | \$65,118.42 | \$138,641.40 | 0.00 | \$6,964,391.48 |
| 36169 | Palm Springs USD-Self Insured | \$0.00 | \$100,000.00 | \$3,609.86 | 0.00 | \$96,390.14 |
| 36401 | PALO VERDE GENERALFUND | \$3,202,024.41 | \$4,975,278.62 | \$801,724.95 | 0.00 | \$7,375,578.08 |
| 36413 | PALO VERDE CAFETERIA FUND | \$280,139.51 | \$109.14 | \$44,888.66 | 0.00 | \$235,359.99 |
| 36421 | PALO VERDE BLDG FUND | \$0.00 | \$0.00 | \$0.00 | 0.00 | \$0.00 |
| 36425 | PALO VERDE CAPITAL FAC FUND | \$94,777.36 | \$41.66 | \$0.00 | 0.00 | \$94,819.02 |
| 36435 | PALO VERDE CO SCH FACILITIES | \$399,608.78 | \$175.66 | \$0.00 | 0.00 | \$399,784.44 |
| 36440 | PALO VERDE USD SPEC RESERVE | \$272,872.13 | \$119.94 | \$0.00 | 0.00 | \$272,992.07 |
| 36451 | PALO VERDE BOND INT & REDM | \$1,015,273.45 | \$385.27 | \$0.00 | 0.00 | \$1,015,658.72 |
| 36701 | PERRIS ELEM GENERAL FUND | \$1,167,006.88 | \$6,219,424.60 | \$1,300,843.35 | 0.00 | \$6,085,588.13 |
| 36709 | PERRIS ELEMENTARY-CHARTER FUND | \$283,668.55 | \$1,028,483.97 | \$139,290.35 | 0.00 | \$1,172,862.17 |

Riverside County Fund Summary Report 7/1/12 - 7/31/12

| Fund | Fund Name | Balance Forward | Total Debits | Total Credits | Investments | Total |
|-------|--------------------------------|-----------------|-----------------|-----------------|-------------|-----------------|
| 36712 | PERRIS ELEM-CHILD DEV FUNDS | \$325,986.61 | \$2,726.47 | \$43,555.80 | 0.00 | \$285,157.28 |
| 36713 | PERRIS ELEM SCHOOL DIST | \$2,024,076.13 | \$459,562.15 | \$72,119.73 | 0.00 | \$2,411,518.55 |
| 36714 | PERRIS ELEMENTARY | \$1,053,364.99 | \$1,078.30 | \$3,676.11 | 0.00 | \$1,050,767.18 |
| 36717 | PERRIS ELEMENTAR-SPEC RESERVE | \$4,132,910.90 | \$1,816.79 | \$0.00 | 0.00 | \$4,134,727.69 |
| 36721 | PERRIS ELEMENTARY BBF | \$0.00 | \$0.00 | \$0.00 | 0.00 | \$0.00 |
| 36725 | PERRIS ELEM CAP FACILITIES | \$989,190.86 | \$30,103.45 | \$6,447.65 | 0.00 | \$1,012,846.66 |
| 36735 | PERRIS ELEM CO SCHOOL FACILITI | \$21,446.39 | \$0.00 | \$0.00 | 0.00 | \$21,446.39 |
| 36740 | PERRIS ELEM SPECIAL RES | \$1,390,182.72 | \$0.00 | \$394,025.00 | 0.00 | \$996,157.72 |
| 36751 | PERRIS ELEMNTARY B&I | \$753,864.07 | \$298.58 | \$276,753.13 | 0.00 | \$477,409.52 |
| 37101 | PERRIS HIGH GENERAL FUND | \$2,084,525.39 | \$9,228,892.58 | \$3,967,774.13 | 0.00 | \$7,345,643.84 |
| 37109 | PERRIS UNION HIGH-CHARTER | \$482,654.49 | \$829,299.64 | \$161,239.51 | 0.00 | \$1,150,714.62 |
| 37111 | PERRIS HIGH ADULT ED FUND | \$4,172.62 | \$37,000.00 | \$20,462.45 | 0.00 | \$20,710.17 |
| 37113 | PERRIS UNION HS-CAFETERIA FUND | \$175,790.24 | \$103,764.23 | \$36,402.60 | 0.00 | \$243,151.87 |
| 37121 | PERRIS HIGH BOND BUILDING | \$212,241.76 | \$389.75 | \$153,818.77 | 0.00 | \$58,812.74 |
| 37125 | PERRIS HIGH CAPITAL FUND | \$4,061,275.08 | \$263,408.26 | \$2,474,005.24 | 0.00 | \$1,850,678.10 |
| 37135 | PERRIS HIGH BOND INTERST | \$3,367,704.46 | \$1,422.97 | \$34,171.42 | 0.00 | \$3,334,956.01 |
| 37151 | PERRIS UNION HIGH SCHOOL DIST | \$4,245,313.90 | \$1,525.24 | \$0.00 | 0.00 | \$4,246,839.14 |
| 37156 | PERRIS UNION HIGH SCHOOL DIST | \$615,309.47 | \$270.46 | \$0.00 | 0.00 | \$615,579.93 |
| 37401 | RIVERSIDE GENERAL FUND | \$15,396,625.85 | \$57,919,167.69 | \$17,450,976.38 | 0.00 | \$55,864,817.16 |
| 37411 | RIVERSIDE ADULT EDUCATION FUND | \$4,646,549.99 | \$1,890,595.89 | \$3,456,286.38 | 0.00 | \$3,080,859.50 |
| 37412 | RIVERSIDE CHILD DEV FUND | \$469,367.83 | \$50,829.99 | \$73,725.13 | 0.00 | \$446,472.69 |
| 37413 | RIVERSIDE CAFEERIA FUND | \$3,713,962.56 | \$2,020,133.61 | \$912,118.54 | 0.00 | \$4,821,977.63 |
| 37414 | RIVERSIDE DEFERRED MAINT FUND | \$1,650,712.47 | \$731.28 | \$337,619.00 | 0.00 | \$1,313,824.75 |
| 37421 | RIVERSIDE UNIFIED BOND BLDG | \$47,397,657.61 | \$407,492.52 | \$2,296,706.71 | 0.00 | \$45,508,443.42 |
| 37425 | RIVERSIDE CAPITAL FACILITIES F | \$5,478,990.98 | \$18,846.08 | \$1,297,782.56 | 0.00 | \$4,200,054.50 |
| 37430 | RIVERSIDE STATE SCH BLDG LP | \$0.00 | \$0.00 | \$0.00 | 0.00 | \$0.00 |
| 37435 | RIV UNIFIED SCHOOL FACILITIES | \$3,349,235.71 | \$1,474.56 | \$0.00 | 0.00 | \$3,350,710.27 |
| 37440 | RIVERSIDE SPEC RES CAP FUND | \$9,981,122.05 | \$4,913.67 | \$951,224.44 | 0.00 | \$9,034,811.28 |
| 37451 | RIVERSIDE UNI BOND INT & RED | \$7,255,939.19 | \$2,236.28 | \$4,799,109.39 | 0.00 | \$2,459,066.08 |
| 37456 | RIVERSIDE DEBT SERVICE FUND | \$464,222.06 | \$1,290,540.06 | \$532,168.76 | 0.00 | \$1,222,593.36 |
| 37467 | RIVERSIDE SELF INSURANCE FUND | \$42,358,943.01 | \$999,985.86 | \$3,024,738.11 | 0.00 | \$40,334,190.76 |
| 37473 | RIVERSIDE FOUNDATION FUND | \$301,930.22 | \$692.35 | \$1,201.79 | 0.00 | \$301,420.78 |
| 38101 | ROMOLAND GENERAL FUND | \$417,438.51 | \$4,078,238.21 | \$730,409.04 | 0.00 | \$3,765,267.68 |
| 38112 | ROMOLAND SCH DIST-CHILD DEV | \$16,211.68 | \$25,128.44 | \$2,654.25 | 0.00 | \$38,685.87 |
| 38113 | ROMOLAND CAFETERIA FUND | \$319,366.77 | \$224,268.43 | \$47,516.71 | 0.00 | \$496,118.49 |
| 38114 | ROMOLAND DEF MAINT FUND | \$369,440.27 | \$169.94 | \$10,004.05 | 0.00 | \$359,606.16 |
| 38125 | ROMOLAND CAPITAL FACILITIES | \$4,476,551.42 | \$2,010.98 | \$1,495.01 | 0.00 | \$4,477,067.39 |

Riverside County Fund Summary Report 7/1/12 - 7/31/12

| Fund | Fund Name | Balance Forward | Total Debits | Total Credits | Investments | Total |
|-------|--------------------------------|-----------------|-----------------|-----------------|-------------|-----------------|
| 38135 | ROMOLAND SCHOOL DIST-SCH FAC D | \$12,860.55 | \$14.21 | \$1,325.00 | 0.00 | \$11,549.76 |
| 38140 | ROMOLAND SPEC RES CAP FUND | \$165,170.41 | \$276.20 | \$0.00 | 0.00 | \$165,446.61 |
| 38401 | SAN JACINTO GENERAL FUND | \$6,678,604.30 | \$12,571,259.70 | \$2,860,743.02 | 0.00 | \$16,389,120.98 |
| 38411 | SAN JACINTO ADULT ED | \$65,745.36 | \$24,204.99 | \$0.00 | 0.00 | \$89,950.35 |
| 38412 | SAN JACINTO CHILD DEVFUND | \$43,813.40 | \$36,460.14 | \$8,568.21 | 0.00 | \$71,705.33 |
| 38413 | SAN JACINTO CAFETERIAFUND | \$773,020.68 | \$301.84 | \$159,375.70 | 0.00 | \$613,946.82 |
| 38414 | SAN JACINTO DEF MAINT FUND | \$1,261,150.59 | \$585.11 | \$543,931.09 | 0.00 | \$717,804.61 |
| 38421 | SAN JAC USD BBF | \$849,223.69 | \$482.72 | \$5,948.00 | 0.00 | \$843,758.41 |
| 38425 | SAN JACINTO CAPITAL FACILITIES | \$580,655.60 | \$2,306.06 | \$13,188.75 | 0.00 | \$569,772.91 |
| 38435 | SAN JACINTO CO SCHOOL FACILITI | \$600,507.41 | \$430.75 | \$53,778.01 | 0.00 | \$547,160.15 |
| 38451 | SAN JACINTO BOND INTEREST | \$1,403,876.40 | \$530.54 | \$1,092,075.00 | 0.00 | \$312,331.94 |
| 38801 | TEMECULA VALLEY GENERAL FUND | \$5,835,663.46 | \$71,715,774.33 | \$13,790,902.26 | 0.00 | \$63,760,535.53 |
| 38809 | TEMECULA VALLEY CHARTER SPEC R | \$0.00 | \$0.00 | \$0.00 | 0.00 | \$0.00 |
| 38811 | TEMECULA VALLEY ADULT ED | \$41,545.80 | \$29,415.59 | \$7,697.17 | 0.00 | \$63,264.22 |
| 38813 | TEMECULA VALLEY CAFETERIA FD | \$3,122,562.47 | \$1,036,278.45 | \$92,931.79 | 0.00 | \$4,065,909.13 |
| 38814 | TEMECULAVALLEY DEF MAINT | \$1,807,422.90 | \$801.43 | \$563,496.50 | 0.00 | \$1,244,727.83 |
| 38821 | TEMECULA VALLEY BOND BLDG | \$0.00 | \$0.00 | \$0.00 | 0.00 | \$0.00 |
| 38825 | TEMECULA VALLEY CAP FAC FUND | \$7,464,890.12 | \$356,781.02 | \$290,965.61 | 0.00 | \$7,530,705.53 |
| 38830 | TEMECULA VALLEY STATE SCH BLDG | \$0.00 | \$0.00 | \$0.00 | 0.00 | \$0.00 |
| 38835 | TEMECULA VALLEY CO SCH FAC | \$3,270,457.48 | \$1,483.28 | \$825.00 | 0.00 | \$3,271,115.76 |
| 38840 | TEMECULA VALLEY SPEC RES CAP | \$6,163,391.81 | \$2,843.91 | \$128,743.35 | 0.00 | \$6,037,492.37 |
| 38849 | TEMECULA VALLEY USD-BLENDED CO | \$0.00 | \$0.00 | \$0.00 | 0.00 | \$0.00 |
| 38851 | TEMECULA VALLEY BOND INT&RED | \$4,856,910.94 | \$1,764.01 | \$3,577,843.75 | 0.00 | \$1,280,831.20 |
| 38852 | TEMECULA VALLEY USD DEBT SERVI | \$0.00 | \$0.00 | \$0.00 | 0.00 | \$0.00 |
| 38867 | Temecula Valley USD-Self Insur | \$0.00 | \$0.00 | \$0.00 | 0.00 | \$0.00 |
| 39001 | VAL VERDE GENERAL FUND | \$6,972,810.85 | \$24,900,721.19 | \$5,812,245.12 | 0.00 | \$26,061,286.92 |
| 39007 | VAL VERDE USD - SELPA | \$7,243,634.37 | \$3,629.54 | \$3,217,323.02 | 0.00 | \$4,029,940.89 |
| 39010 | VAL VERDE USD-SELPA PASSTHROUG | \$1,138,202.93 | \$24,634,449.15 | \$0.00 | 0.00 | \$25,772,652.08 |
| 39012 | VAL VERDE CHILD DEV FUND | \$23,811.31 | \$120,334.83 | \$61,210.63 | 0.00 | \$82,935.51 |
| 39014 | VAL VERDE DEFERRED MAINT FUND | \$0.01 | \$0.00 | \$0.00 | 0.00 | \$0.01 |
| 39017 | VAL VERDE SPECIAL RESERVE NCF | \$7,350,953.00 | \$3,231.61 | \$0.00 | 0.00 | \$7,354,184.61 |
| 39021 | VAL VERDE | \$2,732,770.87 | \$1,408.34 | \$565,545.05 | 0.00 | \$2,168,634.16 |
| 39025 | VAL VERDE CAPITAL FACILITIES | \$748,841.16 | \$2,875.65 | \$0.00 | 0.00 | \$751,716.81 |
| 39035 | VAL VERDE CO SCHOOL FACILITIES | \$3,526,571.40 | \$3,368.54 | \$305,291.63 | 0.00 | \$3,224,648.31 |
| 39051 | VAL VERDE | \$2,188,862.39 | \$820.22 | \$1,426,275.00 | 0.00 | \$763,407.61 |
| 39071 | VAL VERDE USD-RETIREE BENEFIT | \$0.00 | \$0.00 | \$0.00 | 0.00 | \$0.00 |
| 39101 | WESTERN RIV CO SELF INSURANCE | \$1,738,978.23 | \$880,733.43 | \$1,738,732.88 | 0.00 | \$880,978.78 |

Riverside County Fund Summary Report 7/1/12 - 7/31/12

| Fund | Fund Name | Balance Forward | Total Debits | Total Credits | Investments | Total |
|-------|---------------------------------|------------------|------------------|------------------|-------------|-----------------|
| 39201 | JET JOINT POWER AGENCY | \$232,461.64 | \$153.37 | \$0.00 | 0.00 | \$232,615.01 |
| 39401 | RIVERSIDE SCH INS AUTHORITY | \$0.00 | \$0.00 | \$0.00 | 0.00 | \$0.00 |
| 39501 | COMM COLL/CO SUPT SIPE | \$0.00 | \$0.00 | \$0.00 | 0.00 | \$0.00 |
| 39876 | SAN BERN. TAXES WARRANT PASS T | \$389.44 | \$3,161.74 | \$2,230.07 | 0.00 | \$1,321.11 |
| 39877 | FIXED COSTS WARR PASS THRU FUN | \$8,292,087.68 | \$948,516.78 | \$8,292,577.48 | 0.00 | \$948,026.98 |
| 39878 | STRSWARR PASS THRU FUND | \$18,743,867.15 | \$7,885,404.42 | \$19,065,594.97 | 0.00 | \$7,563,676.60 |
| 39879 | PERS WARRANT PASS THRU FUND | \$6,583,863.74 | \$4,604,070.57 | \$6,908,400.66 | 0.00 | \$4,279,533.65 |
| 39880 | GARNISHMENTS WARRANT PASS THRU | \$20,435.80 | \$232,849.56 | \$254,750.00 | 0.00 | (\$1,464.64) |
| 39881 | TAX SHELTER ANNUITY WARR PASS | \$24,965.02 | \$1,303,662.08 | \$1,323,414.09 | 0.00 | \$5,213.01 |
| 39882 | VOLUNTARY DED WARR PASS THRU | \$266,879.75 | \$2,955,629.05 | \$3,221,326.37 | 0.00 | \$1,182.43 |
| 39883 | FEDERAL WITHHOLDING WARRANT | \$14,697,186.59 | \$7,370,256.61 | \$22,054,542.86 | 0.00 | \$12,900.34 |
| 39884 | STATE WITHHOLDING WARRANT PASS | \$4,471,025.70 | \$2,281,332.12 | \$6,749,358.69 | 0.00 | \$2,999.13 |
| 39885 | MEDICARE WARRANT PASS THRU | \$4,257,751.24 | \$2,164,330.17 | \$6,416,077.45 | 0.00 | \$6,003.96 |
| 39886 | FICA WARRANT PASS THRU | \$3,896,293.93 | \$2,806,083.44 | \$6,694,005.45 | 0.00 | \$8,371.92 |
| 39887 | DEFERRED PAY WARRANT PASS THRU | \$48,641,931.72 | \$21,882.99 | \$32,457,392.76 | 0.00 | \$16,206,421.95 |
| 39888 | SUPLMNTL REVNU AUGMENTATION FND | \$0.00 | \$0.00 | \$0.00 | 0.00 | \$0.00 |
| 39889 | TRANS WARRANT PASS THRU | \$0.00 | \$8,632.58 | \$8,632.58 | 0.00 | \$0.00 |
| 39890 | WARRANT PASS THRU FUND | \$31,380.00 | \$530,658,561.25 | \$530,656,662.25 | 0.00 | \$33,279.00 |
| 39891 | COMMERCIAL WARRANT PASS THRU | \$73,453,796.80 | \$208,032,841.23 | \$207,668,114.93 | 0.00 | \$73,818,523.10 |
| 39892 | PAYROLL WARRANT PASS THRU | \$105,037,430.60 | \$153,507,562.28 | \$207,277,791.46 | 0.00 | \$51,267,201.42 |
| 39893 | ELSINORE AREA WIDEWARRANT PASS | \$0.00 | \$216,115.06 | \$216,115.06 | 0.00 | \$0.00 |
| 39894 | PERRIS AREA WIDE WARRANT | \$0.00 | \$525,596.47 | \$525,596.47 | 0.00 | \$0.00 |
| 39901 | RCOE GENERAL FUND | \$27,895,828.05 | \$8,686,392.68 | \$10,774,734.68 | 0.00 | \$25,807,486.05 |
| 39909 | RCOE-Charter School Special RF | \$68,599.36 | \$77,113.78 | \$29,987.47 | 0.00 | \$115,725.67 |
| 39912 | RCOE CHILD DEV FUND | \$1,288,935.97 | \$2,792,717.34 | \$4,638,048.62 | 0.00 | (\$556,395.31) |
| 39914 | RCOE DEFERRED MAINT FUND | \$5,333,592.17 | \$2,360.40 | \$17,835.23 | 0.00 | \$5,318,117.34 |
| 39916 | RCOE FOREST RESERVE FUND | \$0.00 | \$0.00 | \$0.00 | 0.00 | \$0.00 |
| 39917 | RCOE SPECIAL RESERVE | \$42,048,237.99 | \$18,655.97 | \$0.00 | 0.00 | \$42,066,893.96 |
| 39920 | RCOE SPEC RES POSTEMPLOYMENT B | \$21,717,817.48 | \$10,193.01 | \$0.00 | 0.00 | \$21,728,010.49 |
| 39935 | RCOE COUNTY SCHOOL FACILITIES | \$15,235,611.46 | \$71,017.25 | \$172,903.53 | 0.00 | \$15,133,725.18 |
| 39940 | RCOE SPECIAL RESERVE CAP | \$1,235,591.61 | \$548.15 | \$0.00 | 0.00 | \$1,236,139.76 |
| 39963 | RCOE-OTHER ENTERPRISE FUND | \$30,951.83 | \$30,640.36 | \$19,478.14 | 0.00 | \$42,114.05 |
| 39967 | RCOE SELF INSURANCE FUND | \$536,555.41 | \$236.00 | \$0.00 | 0.00 | \$536,791.41 |
| 45201 | GENERAL FUND | \$1,999,136.26 | \$52,027,144.41 | \$8,843,620.12 | 0.00 | \$45,182,660.55 |
| 45209 | Charter Schools Fund | \$273,672.13 | \$587,931.37 | \$865,407.75 | 0.00 | (\$3,804.25) |
| 45211 | ADULT ED | \$182,847.85 | \$34.05 | \$0.00 | 0.00 | \$182,881.90 |
| 45212 | CHILD DEVELOPMENT | \$11,687.10 | \$1,105.10 | \$14,411.40 | 0.00 | (\$1,619.20) |

Riverside County

Fund Summary Report

7/1/12 - 7/31/12

| Fund | Fund Name | Balance Forward | Total Debits | Total Credits | Investments | Total |
|-------|-----------------------------|---------------------------|---------------------------|---------------------------|---------------|---------------------------|
| 45213 | CAFETERIA FUND | \$1,423,261.44 | \$17,390,063.06 | \$8,934,129.42 | 0.00 | \$9,879,195.08 |
| 45214 | DEFERRED MAINTENANCE | \$0.00 | \$0.00 | \$0.00 | 0.00 | \$0.00 |
| 45221 | BUILDING FUND | \$0.00 | \$0.00 | \$0.00 | 0.00 | \$0.00 |
| 45225 | CAPITAL LEASE | \$21,429,113.50 | \$8,416.25 | \$63,909.57 | 0.00 | \$21,373,620.18 |
| 45235 | COUNTY SCHOOL FACILITIES | \$5,635,312.92 | \$2,255.48 | \$2,842.00 | 0.00 | \$5,634,726.40 |
| 45267 | WORKERS' COMPENSATION | \$15,365,515.18 | \$92,680.04 | \$281,737.95 | 0.00 | \$15,176,457.27 |
| 45268 | HEALTH/WELFARE SELF INSURED | \$2,175,455.18 | \$909,553.01 | \$3,084,276.83 | 0.00 | \$731.36 |
| 45269 | PROPERTY AND LIABILITY | \$2,366,055.77 | \$28,259.63 | \$163,508.65 | 0.00 | \$2,230,806.75 |
| 45276 | AGENCY FUND | \$10,678,989.93 | \$167,649.03 | \$10,588,770.37 | 0.00 | \$257,868.59 |
| 45280 | Repayment Fund | \$0.00 | \$0.00 | \$0.00 | 0.00 | \$0.00 |
| | Sub Total: | \$1,684,672,900.10 | \$1,910,065,600.15 | \$1,509,784,560.76 | \$0.00 | \$2,084,953,939.49 |
| | Total: | \$4,955,464,179.56 | \$5,253,609,325.27 | \$4,895,444,264.97 | \$0.00 | \$5,313,629,239.86 |