

MINUTES OF THE BOARD OF SUPERVISORS
COUNTY OF RIVERSIDE, STATE OF CALIFORNIA



2:00 p.m. being the time set for AB 109 Workshop.

Mark A. Hake gave opening remarks.

Terri McDonald gave CDRC: State Realignment Status Update.

Mark A. Hake gave Community Corrections Partnership Executive Committee (CCPEC) Update.

CCPEC members gave Presentations.

I hereby certify that the foregoing is a full true, and correct copy of an order made and entered on January 15, 2013 of Supervisors Minutes.

WITNESS my hand and the seal of the Board of Supervisors
Dated: January 15, 2013
Kecia Harper-Ihem, Clerk of the Board of Supervisors, in
and for the County of Riverside, State of California.

(seal)

By:  Deputy

AGENDA NO.

xc:

**RIVERSIDE COUNTY
COMMUNITY CORRECTIONS PARTNERSHIP
EXECUTIVE COMMITTEE**

BOARD OF SUPERVISORS AB 109 WORKSHOP

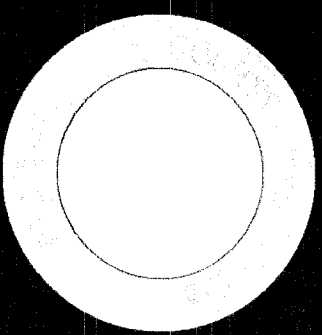
CAC, 2:00 P.M.
JANUARY 15, 2013

AGENDA

1. OPENING REMARKS – MARK A. HAKE, INTERIM CHIEF PROBATION OFFICER
2. TERRI MC DONALD, UNDERSECRETARY OPERATIONS, CDCR: STATE REALIGNMENT STATUS UPDATE
3. COMMUNITY CORRECTIONS PARTNERSHIP EXECUTIVE COMMITTEE (CCPEC) UPDATE – MARK A. HAKE
4. PRESENTATIONS BY CCPEC MEMBERS

**Riverside County Community
Corrections Partnership
Executive Committee**

**January 15, 2013
Public Safety Realignment – Update**



AB 109 – Public Safety Realignment

October 1, 2011, implementation of AB 109, Public Safety Realignment became effective:

- State prison inmates released to the supervision of the probation department upon completion of a sentence for a non-violent, non-serious, non-high risk sex offense (N3) – Post-Release Community Supervision (PRCS).
- PRCS revocations and state parole revocations serve custody time locally.
- Redefines certain felonies as punishable in jail for term of custody served locally rather than state prison.

Community Corrections Partnership Executive Committee

- February 28, 2012, the Board of Supervisors approved the Local Community Corrections Partnership Public Safety Realignment and Post Release Community Supervision (PRCS) Final Plan for Implementation of AB 109 Criminal Justice Alignment (agenda item 3.42).
- The Community Corrections Partnership Executive Committee (CCPEC) continues to meet regularly to discuss matters relating to the county's Realignment implementation.
- Recent Meeting Highlights
 - August 7 and August 21, 2012
Fiscal Year 2011/12 Year End Financial Reports and Fiscal Year 2012/13 Proposed Budget Presentations.
 - September 4, 2012
Fiscal Year 2012/13 Proposed Budget discussions, including contingency and rollover funds.

Community Corrections Partnership Executive Committee

- October 2, 2012
Community Corrections Partnership Executive Committee (CCPEC) voted to approve 9 months of funding for Probation, Sheriff and Mental Health based on Fiscal Year 2012/13 Budget requests. Police agencies received 9 months of funding based on their Fiscal Year 2011/12 Budget request.
- October 18, 2012
CCPEC voted to approved 9 months of funding for the District Attorney based on their Fiscal Year 2012/13 Budget request.

▪ 2013 Scheduled Meeting Dates

January 8, 2013	March 5, 2013	May 7, 2013
February 5, 2013	April 2, 2013	June 4, 2013

AB 109 Funding Fiscal Year 2011/12

CCPEC Agency	Approved Budgets 10/1/11 to 6/30/12 (1)	One-Time Funds FY 2011/12 (2)	Other Funds FY 2011/12 (3)	Actual Expenditures 10/1/11 to 6/30/12	Rollover Funds to FY 2012/13
Sheriff	\$ 9,360,500	\$ 684,448	\$ N/A	\$ 6,582,845	\$ 3,462,103
Public Defender	\$ 420,660	\$ 30,759	\$ 377,710	\$ 390,941	\$ 438,188
Police	\$ 704,450	\$ 51,510	\$ N/A	\$ 418,245	\$ 337,715
Total	\$ 21,074,467	\$ 1,487,050	\$ 755,421	\$ 13,770,705	\$ 9,546,233
Other Funds (4):					
Superior Court			\$ 662,000	\$ N/A	\$ N/A

(1) FY 2011/12 available AB 109 Operating Funds **\$21,074,467**, including a 3.5% contingency - **\$737,606**.

(2) FY 2011/12 one-time implementation funding allocation for recruitment, training, and equipment - **\$1,487,050**.

(3) **Additional state allocations:** In addition to the approved budget amounts, the District Attorney and Public Defender equally split a separate allocation of \$755,421 in FY 2011/12.

(4) The FY 2011/12 CCPEC Planning Grant allocation for training and education was \$200,000. The Superior Court of California also had a separate allocation of \$662,000 in FY 2011/12.

AB 109 Funding Fiscal Year 2012/13

CCPEC Agency	Rollover From FY 2011/12 (1)	Other Funds FY 2012/13 (2)	CCPEC Approved Budgets FY 2012/13 (3)	Total Budgets FY 2012/13
Operating Funds:				
Sheriff	\$ 3,801,603	\$ N/A	\$ 17,952,137	\$ 21,753,740
Public Defender	\$ 453,445	\$ 426,381	\$ 0	\$ 879,826
Police	\$ 363,265	\$ N/A	\$ 1,056,675	\$ 1,419,940
Total	\$ 9,546,233	\$ 852,762	\$ 43,183,181	\$ 53,582,176
Other Funds (4):				
Superior Court	\$ N/A	\$ 344,651	\$ N/A	\$ 344,651

(1) Rollover from FY 2011/12 includes \$8,808,627 in unspent funds and \$737,606 in contingency funds – total **\$9,546,233**.

(2) **Additional state allocations:** In addition to the approved budget amounts, the District Attorney and Public Defender will equally split a separate allocation of \$852,762 (\$426,381 each) in FY 2012/13.

(3) FY 2012/13 available AB 109 Operating Funds **\$43,183,181**, including a 7.12% contingency - **\$3,073,862**. Nine (9) months funding approved for all agencies based on FY 2012/13 budget requests. The Public Defender has the option to return to the CCPEC if additional funding is required. The Police agencies FY 2012/13 approved budget funded at 9 months of their FY 2011/12 request.

(4) The FY 2012/13 CCPEC Planning Grant allocation for training and education remains at \$200,000. The Superior Court of California also has a separate allocation of \$344,651 in FY 2012/13.

Proposition 30

- The Schools and Local Public Safety Protection Act of 2012, passed by California voters during the November 2012 election.
- In lieu of a constitutional amendment, provides for the continuous appropriation of funds to the Local Revenue Fund 2011; and the State is obligated to continue to provide funding for so long as the local agencies are required to perform realigned services.
- Replacement Revenues – If the State fails to annually appropriate funds, the Controller shall transfer funds from the General Fund to the Local Revenue Fund for disbursement in the manner directed by the 2011 Realignment Legislation.
- Non-Supplant – Funds deposited into the County Local Revenue Fund 2011 shall not be used by local agencies to supplant other funding for Public Safety Services.

Post Release Community Supervision (PRCS) Projected vs. Actual Offenders

	OCT 2011	NOV 2011	DEC 2011	JAN 2012	FEB 2012	MAR 2012	APR 2012	MAY 2012	JUN 2012	JUL 2012	AUG 2012	SEP 2012	OCT 2012	NOV 2012	TOTAL
Original CDCR Projected *	236	237	228	235	172	157	164	127	132	148	114	121	128	114	2,313
Modified CDCR Projected	236 ***	237 ***	334	305	215	178	183	143	140	167	146	139	128	114	2,665
Actual**	<u>195</u>	<u>308</u>	<u>327</u>	<u>290</u>	<u>244</u>	<u>215</u>	<u>177</u>	<u>154</u>	<u>147</u>	<u>156</u>	<u>145</u>	<u>106</u>	<u>152</u>	<u>150</u>	<u>2,766</u>
Variance (Original less Actual)*	-41	+71	+99	+55	+72	+58	+13	+27	+15	+8	+31	-15	+24	+36	453

* Overall, with the exception of October 2011 and September 2012, original CDCR projections were lower than actual offenders released.

** Actual number of offenders through November 2012 is 2,766; this is 453 offenders or 20% more than original CDCR Projected.

*** Modified CDCR Projected figures not available for October/November 2011.

Mandatory Supervision Split Sentence

*As of November 30, 2012

Additional Supervision responsibilities:

- Total ordered by the Court: 1,611
- Total under probation supervision: 953
- Total still in local custody: 658

Risk Assessment Results

- Caseloads originally established based on a projection that **40%** of offenders would assess as **High Risk**
- Risk Assessment results as of November 30, 2012:

- **PRCS**

1,089	61%	High Risk
325	18%	Medium Risk
<u>376</u>	<u>21%</u>	Low Risk
1,790	100%	Sub-total
<u>230</u>		Pending Assessment
2,020		Total Active Supervision

- **Mandatory Supervision**

412	56%	High Risk
169	23%	Medium Risk
<u>160</u>	<u>21%</u>	Low Risk
741	100%	Sub-total
<u>212</u>		Pending Assessment
953		Total Active Supervision

AB109 Supervision

FY 2011-12 Plan

Supervision Level	Number of Caseloads Needed
High Risk	19 Caseloads
Medium Risk	8 Caseloads
Low Risk	1 Caseload
TOTAL	28 Caseloads

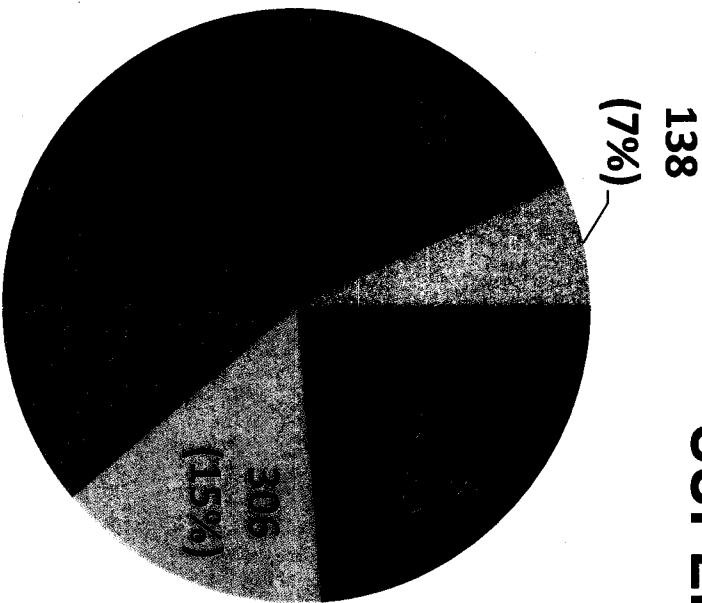
FY 2012-13 Plan

Supervision Level	Number of Caseloads Needed
High Risk	39 Caseloads
Medium Risk	4 Caseloads
Low Risk	2 Caseloads
TOTAL	45 Caseloads

AB109 Implementation - Probation Department Post Release Community Supervision (PRCS)*

*As of November 30, 2012

SUPERVISORIAL DISTRICT



- District 1 (478)
- District 2 (306)
- District 3 (375)
- District 4 (290)
- District 5 (433)
- Out of County (138)

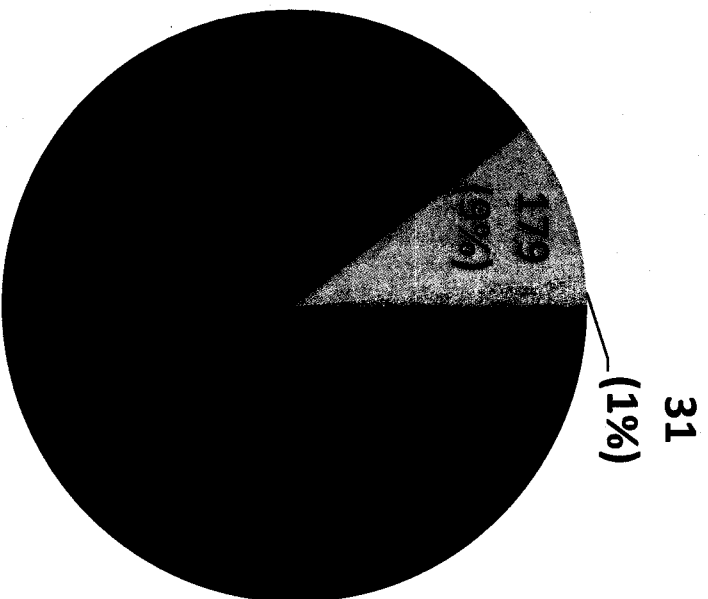
TOTAL (2,020)

Males	1,809	90%
Females	211	10%

AB109 Implementation - Probation Department PRCS – Universal Crime Reporting (UCR)*

*As of November 30, 2012

UCR CATEGORIES FOR MOST SERIOUS OFFENSE




- Property (771)
- Drugs (602)
- Violence (437)
- Other (179)
- Sex (31)

UCR - sub-categories		
■ Crimes Against Children	24	1%
■ Domestic Violence	134	7%
■ Drug/Manufacture/Sell	319	16%
■ Drug/Possess/Use	283	14%
■ DUI	40	2%
■ Firearms/Weapons	173	9%
■ Other	116	6%
■ Possession of Weapons	23	1%
■ Property/Other	51	2%
■ Property/Theft	720	36%
■ Sex	31	1%
■ Violence	106	5%
TOTAL	2,020	100%

AB109 Implementation - Probation Department Post Release Community Supervision (PRCS)*

*As of November 30, 2012

GANG AFFILIATION



■ No Gang Affiliation (1,341)


■ Gang Affiliation (643)

■ Not Reported (36)

AB109 Implementation - Probation Department Post Release Community Supervision (PRCS)*

*As of November 30, 2012

BY AGE GROUP



■ 18-24 (148)

■ 25-34 (745)

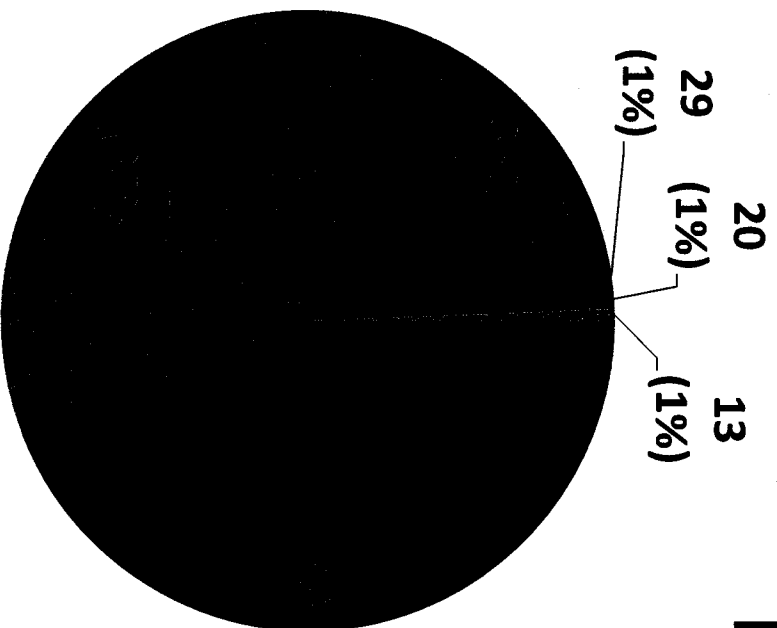
■ 35-44 (610)

■ 45+ (517)

AB109 Implementation - Probation Department Post Release Community Supervision (PRCS)*

*As of November 30, 2012

BY ETHNICITY

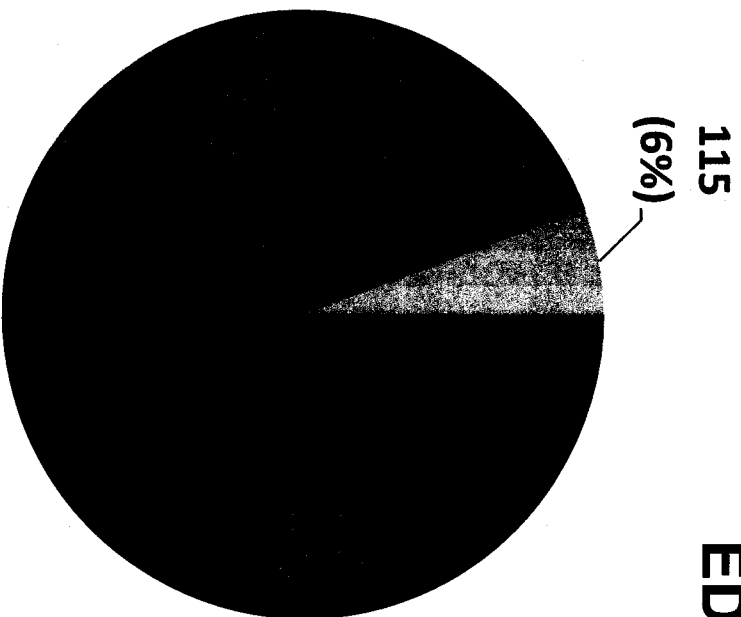


- Hispanic (888)
- White (711)
- Black (359)
- Other (29)
- American Indian (20)
- Asian (13)

AB109 Implementation - Probation Department Post Release Community Supervision (PRCS)*

*As of November 30, 2012

EDUCATION LEVEL




- Some K-12 (1,194)
- High School Diploma (461)
- GED (250)
- Some College (115)

AB109 Implementation - Probation Department Post Release Community Supervision (PRCS)*

*As of November 30, 2012

EMPLOYMENT STATUS




- Skilled Labor (1,197)
- Needs Job-Skills Training (514)
- Unskilled (309)

AB109 Implementation - Probation Department Post Release Community Supervision (PRCS)*

*As of November 30, 2012

HOUSING STATUS



■ **Residence (1,814)**

- Permanent/Stable
- Temp/Relative/Friend
- Half-way House
- Sober Living

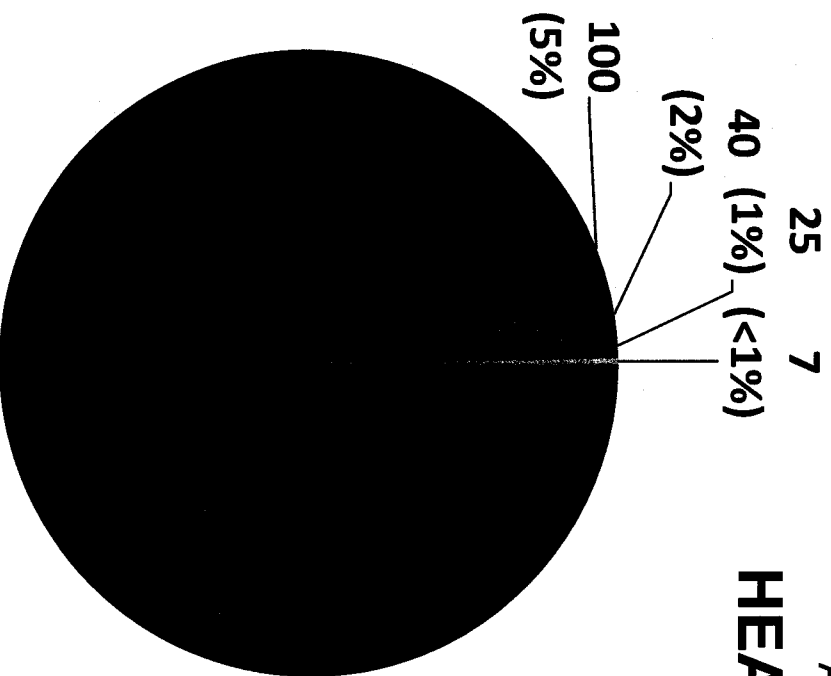
■ **Homeless (206)**

AB109 Implementation - Probation Department Post Release Community Supervision (PRCS)*

*As of November 30, 2012

HEALTH CARE NEEDS**

** As reported by CDCR




- None Reported (1,848)
- Chronic Health Condition (100)
- Health Care-Long Term (40)
- Temporary Health Condition (25)
- Health Care-Short Term (7)

AB109 Implementation - Probation Department Post Release Community Supervision (PRCS)*

*As of November 30, 2012

MENTAL HEALTH TREATMENT**

** As reported by CDCR



■ Not Specified/Not Reported (1,721)


■ In-patient Care (247)

■ Out-patient Care (52)

AB109 Implementation - Probation Department Post Release Community Supervision (PRCS)*

*As of November 30, 2012

SUBSTANCE ABUSE



■ Dependent User (1,186)

■ Denies Use (496)

■ Recreational User (277)

■ Alcohol (61)

• Self reported alcoholic

PRCS Revocations

*As of December 7, 2012


PRCS Offenders Revoked**

Revocation Petition filed for a new offense only.	349	13%
Revocation Petition filed for a technical violation only.	572	20%
Overall PRCS population violated.	921	33%

**Based on actual number of PRCS offenders received of 2,766 since October 1, 2011

AB 109 Terminations Post Release Community Supervision (PRCS)*

*As of November 30, 2012



■ Successful (209)

- Closed by operation of law at 6 or 12 months without any custodial violations.

■ Unsuccessful (92)

- State prison on new case; local custody imposed and PRCS term; PRCS terminated with new mandatory supervision case.

■ Expired PRCS (71)

- Parole violator released to county with expired controlling discharge date or offender reached full term of supervision.

■ Jurisdictional Transfers (246)

- Packet received, but offender released to another county; case transferred to another county prior to release.

■ Other (260)

- Closed at intake (251)
- Deceased (9)

TOTAL: 878

*Disclaimer: 11 defendants with a closed PRCS and a closed Mandatory Supervision case were counted in both.

Mandatory Supervision Revocations

*As of December 7, 2012

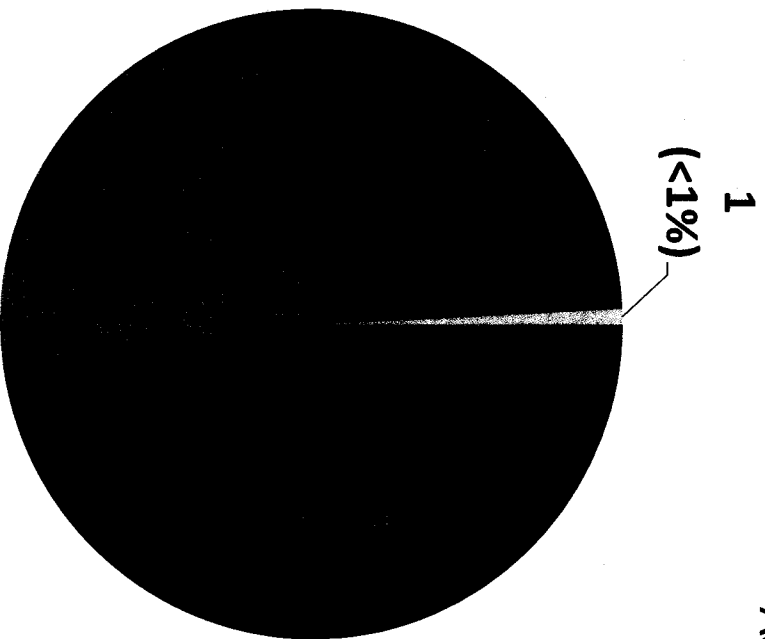
Mandatory Supervision Offenders Revoked**

Revocation Petition filed for a new offense only.	99	9%
Revocation Petition filed for a technical violation only.	304	28%
Overall Mandatory Supervision population violated.	403	37%

**Based on total Mandatory Supervision offenders: 1,070 since October 1, 2011

AB 109 Terminations Mandatory Supervision *

*As of November 30, 2012



■ **Successful (0)**

- Closed early due to good behavior.

■ **Unsuccessful (57)**

- State prison on new case; local time imposed and term; case term due to new mandatory supervision case.

■ **Expired (32)**

- Case has reached full term of supervision.

■ **Jurisdictional Transfer (29)**

- Case transferred to another county.

■ **Other (1)**

- Closed at intake
- Deceased

TOTAL: 119

*Disclaimer: 11 defendants with a closed PRCs and a closed Mandatory Supervision case were counted in both.

Day Reporting Center Services


Opened – October 15, 2012

- Day Reporting Center – One Stop Shop
- Collaborative Partners
 - Probation
 - Dept. Mental Health/Sub. Abuse
 - Riverside Co. Office of Education
 - Riverside Sheriff's Department
 - Dept. of Child Support Services
 - Dept. of Public Social Services
 - Veteran's Administration
 - Public Health
 - Workforce Development
- Average daily PRCs and Mandatory Supervision population of 50 – by referral only
 - Currently: 172 referrals received and 79 offenders receiving services.
- Programs/Services
 - Intake/Case Management
 - Education – HS Diploma/GED/Computer Lab
 - Vocational – Training/Career Assessment
 - Individual Employment Plan
 - Treatment Assessments/Referrals
 - Parenting Classes
 - Life/Social Skills
 - Housing
 - Veteran's Assistance
 - Cal Fresh – Food Stamps
 - Medi-Cal
 - General Relief
 - Child Support Services

Thank You

Riverside County Probation Department

Serving Courts ~ Protecting our Community ~ Changing Lives



**Riverside County Sheriff's Department
Corrections Division**

AB 109 Board Workshop: Jail Impact & Response

Presented by Chief Deputy Raymond Gregory

Public Safety Realignment

AB 109

- **Impact on Local Jails**
- **Search for Solutions**
- **Proven Programs & New Initiatives**
- **Managing the Impact**

AB 109 Jail Impact

Status of the Riverside County Jail System before Realignment:

- **Jails operating at approximately 83% capacity (August 2011)**
- **High security focus on inmates awaiting trial and parolees awaiting transfer; majority of sentenced housing at lower security levels**
- **Inmate programs and program housing designed for inmates with misdemeanor convictions**
- **Work Release and Home Detention Programs designed as alternatives to custody for short-term misdemeanants**
- **Overcrowding a future concern based on past and future county population growth**

AB 109 Jail Impact

Status of the Riverside County Jail System Since Realignment:

- Jails running at full/overflow capacity
- High Security focus on inmates awaiting trial & growing number of long-term sentenced inmates at all security levels
- Inmate Programs and Program Housing inadequate for inmates with long sentences; require radical redesign
- Work Release and Home Detention Programs remain alternative to custody for short-term misdemeanants; but expanding as alternative to longer-term custody and for possible pre-trial purposes
- Overcrowding a Present Reality; 2020 Projections require construction of additional jail beds. Use of Contract Beds may be required

AB 109 Jail Impact

From Implementation to December 31, 2012:

	<u>Booked</u>	<u>Remain in custody</u>
Parole Violations (3056 PC)	3,885	214
PRCS Violations (3455 PC)	1,134	131
Flash Incarcerations (3454 PC)	534	4
Felony Sent to Jail (1170(h) PC)	2,132	583
Totals	<u>7,685</u>	<u>932</u>


932 beds previously available to house traditional County Jail inmates have become effectively unavailable due to changes brought by AB109

This number equals 25% of Total Inmates in Custody

Due to reduced availability of beds, 6,990 inmates have had to be released early to honor Headcount Limits imposed by the Federal Courts

Finding Solutions

- **Jail Construction**
- **Contract Beds**
- **Headcount Management**
- **Alternative Sentencing Programs**
- **Inmate Training & Education Programs**



Impact Solutions

- **Jail Construction**
 - **AB 900 Jail Expansion Project in Indio**
 - **Future Expansion / Regional Detention Center**
- **Contract Beds**
 - **Fire Camp**
 - **Contract with CDCR**
- **Community Correctional Facilities**
 - **Primarily located in central or northern California**



Impact Solutions

Headcount Management Unit (HMIU)

- **Maximize headcount efficiency**
 - Reconfigure dayroom classification
- **Centralize inmate housing / transportation decisions**
 - Develop transport routes
 - Courts / Revocation Hearings
- **Federal Court Order Releases**
 - Selecting the “best of the worst” / Time-Intensive Process
- **AB 109 Data Collection**
 - Impact / Implementation / Results

1/15/2013



Impact Solutions

Riverside Alternative Sentencing Programs (RASP)

- **Work Release**
 - Sentencing option for low-level offenders
 - Sheriff's Labor Program merger
 - Satellite Offices
- **Electronic Monitoring**
 - Expanded to low-level long-term sentences
 - Expand Programs
 - Partnership with Probation
 - Increase Compliance Oversight



Impact Solutions

Sheriff's Inmate Training and Education Bureau (SITE-B)

- Redesign programs to align with new needs
 - Older, criminally-sophisticated inmates with longer sentences
 - Educational / Vocational / Behavioral / Therapeutic / Transitional Programming
- Expand majority of programs to all five facilities
 - Technology / Facility Improvements
- Evidence-based Assessment Tool
 - Determining Needs & Programming
- Build & Enhance Partnerships
 - Streamlined Procedures + Information Sharing + Coordinated Programming →
Reduced Recidivism
 - Day Reporting Centers
 - Programming / Counseling



Sheriff's FY 12-13 AB 109 Funding

Staff - 122 positions (100 continuing/22 new) \$ 11.4 million

includes staff for jail custody, Headcount Management, Inmate Programs, Alternative Sentencing, Electronic Monitoring Compliance, and Support to manage the AB109 population

Facility Improvements \$ 1.3 million

includes hardening physical facilities, alterations to handle additional special housing needs, and enhanced camera systems

Facility Operational Costs \$ 2.6 million

includes additional costs for food, laundry, utilities, and other essential items utilized by the AB109 population


Transportation Costs \$ 0.9 million

includes additional costs for busses, vans, other vehicles used to manage the AB109 population and transport to/from Court, Hospital & CDCR

Programs & Jail Alternatives \$ 5.6 Million

includes additional costs to evaluate the AB109 population and utilize house arrest, contract beds, or other alternative programs

TOTAL BUDGET \$ 21.8 Million



Thank you!

**AB 109 Budget Workshop
Health and Human Services
FY 12/13 Budget Plan**

Jerry Wengerd, Director

**Riverside County Department of Mental Health
January 15, 2013**

Health and Human Services is a Vital Component to the Successful and Collaborative Implementation of AB 109

The Health and Human Services included in the FY 12/13
budget plan:

- Help Ensure the Safety of Our Communities
- Help Break Cycles of Homelessness, Psychiatric Hospitalizations, and/or Incarcerations
- Reduce Recidivism
- Provide Offenders the Highest Probability of Successful Integration Back into the Community

Health and Human Services (HHS) Included in the FY 12/13 AB 109 Budget Plan

Core Service Components are:

- Intensive Treatment Teams
- Mental Health Detention Services
- Contracted Placement and Housing Services
- Expanded Mental Health/Substance Abuse Services

HHS Included in FY 12/13 AB 109 Budget Plan

Intensive Treatment Teams

- Full Service Partnership Program
- Intensive Wellness Services
- Recovery Based
- Serious Mental Health Diagnoses
- Substance Use Disorders
- Cycles of Homelessness, Psychiatric Hospitalizations, and/or Incarcerations

HHS Included in FY 12/13 AB 109 Budget Plan Mental Health Detention Services in the Jail

- Expanded and timely services
- Prepares for short and long term mental health and substance abuse service demand increases
- Services to include: assessment, crisis intervention, mental health and substance abuse group services, and medications.
- Discharge Planning

HHS Included in FY 12/13 AB 109 Budget Plan

Contracted Placement Services

- Residential Treatment
- Inpatient Services
- Riverside County Regional Medical Center
- Emergency/Reentry housing for AB 109 General Population
- Transitional housing for AB 109 General Population

HHS Included in FY 12/13 AB 109 Budget Plan

Expanded Mental Health/Substance Abuse Services

➤ Three Regional AB 109 Clinics – (Riverside, Hemet, and Cathedral City) Mental Health and Substance Abuse services and supports. Recovery Management, Wellness and Recover Action Planning, Co-Occurring Disorders, Groups/Community Education and Century Anger Management

➤ Day Reporting Centers – Evidence based Mental Health and Substance Abuse services and supports including: Substance Abuse groups, Mental Health screenings and services, anger management, parenting, peer supports, and gambling and addiction services.

Health and Human Services

FY 12/13 AB 109 Budget Plan

Intensive Treatment Teams	\$1,232,000
Detention Services	\$1,943,000
Contracted Placement Services	\$4,989,000
Expanded Mental Health/Substance Abuse Services	\$5,106,000
Total AB109 Budget Plan for FY 12/13	\$13,270,000

Health and Human Services – Early Outcomes

- **Over 1,000 referrals**
- **Half of those referred follow through with service**
- **Even split between Mental Health and Substance Abuse**
- **83% of Mental Health cases are still active**
- **70% of Substance Abuse cases are closed with 38% successfully completing services**
- **Less than 2% recidivism rate**

Health and Human Services – Early Outcomes

- 98% of our clients served have not been rearrested.
- 129 clients screened for homeless/housing services
- 82 clients placed in residential substance abuse treatment

AR 2002-0110040



Legislative Mandate


Post Release Community Supervision (PRCS)

Court Ordered Mandatory Supervision (Split Sentences)

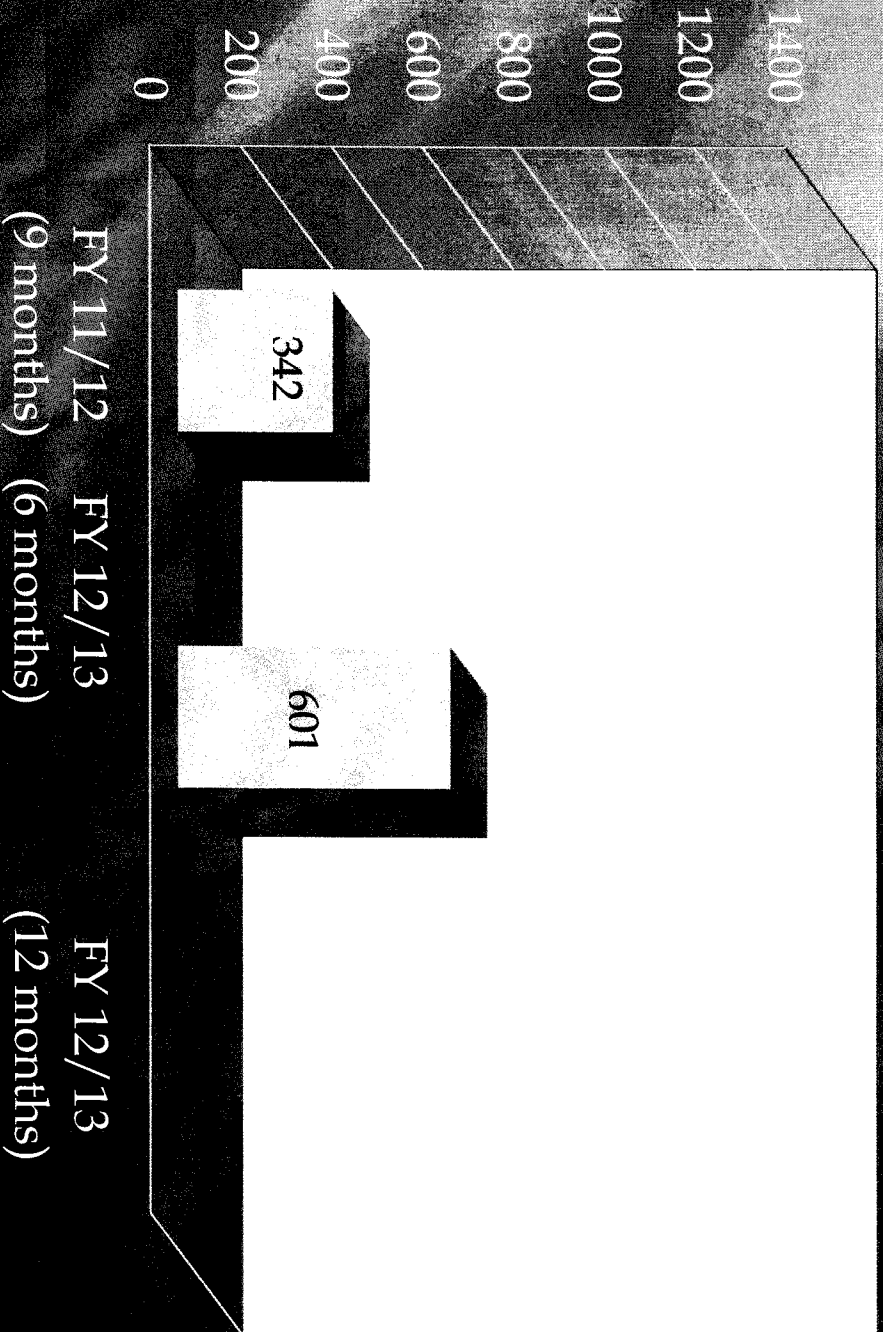
Executed Sentences (1170(h))

Parole Revocation Hearings

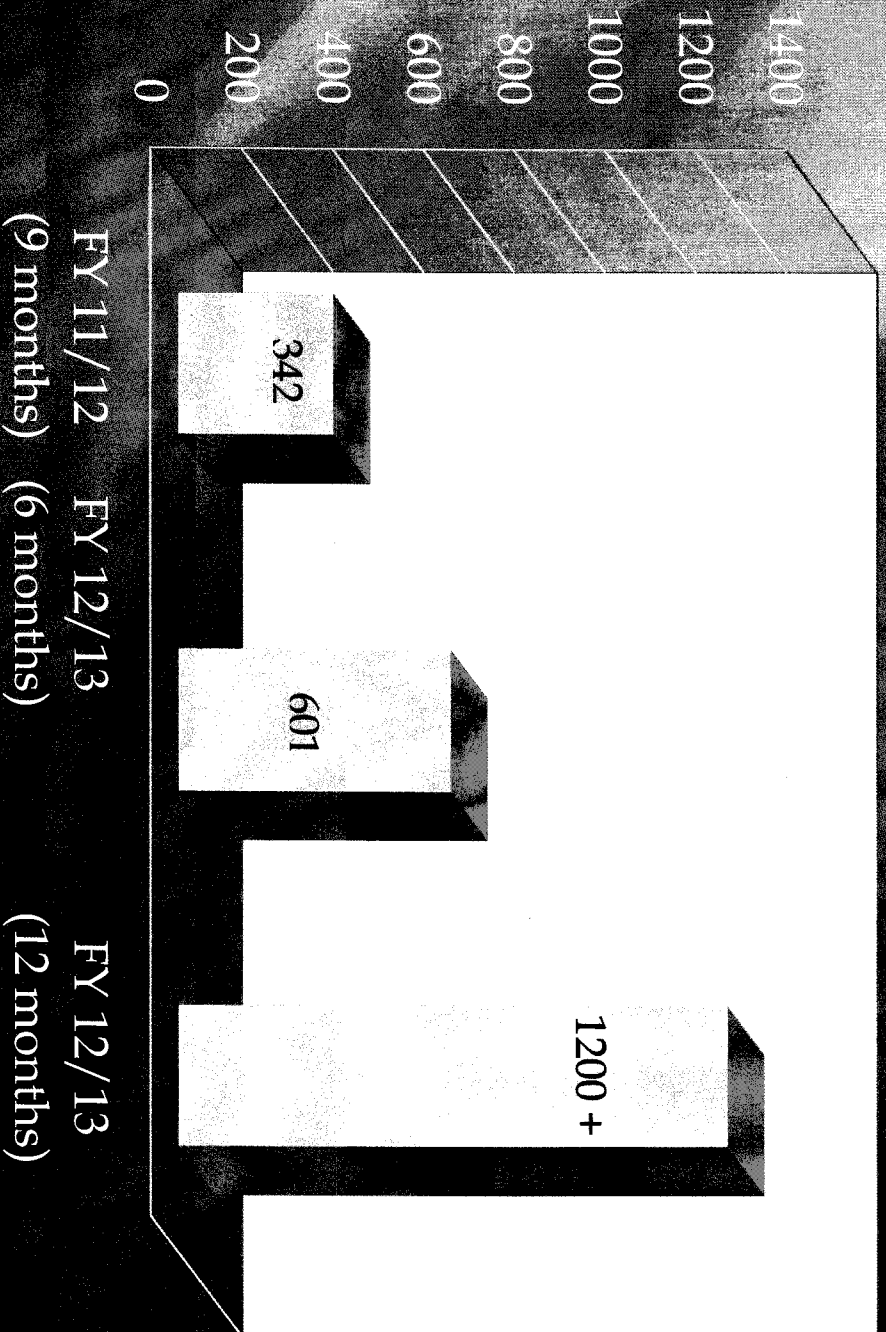
Post Release Community Supervision Cases




Post Release Community Supervision Cases




Post Release Community Supervision Cases



Split Sentence Cases



Split Sentence Cases



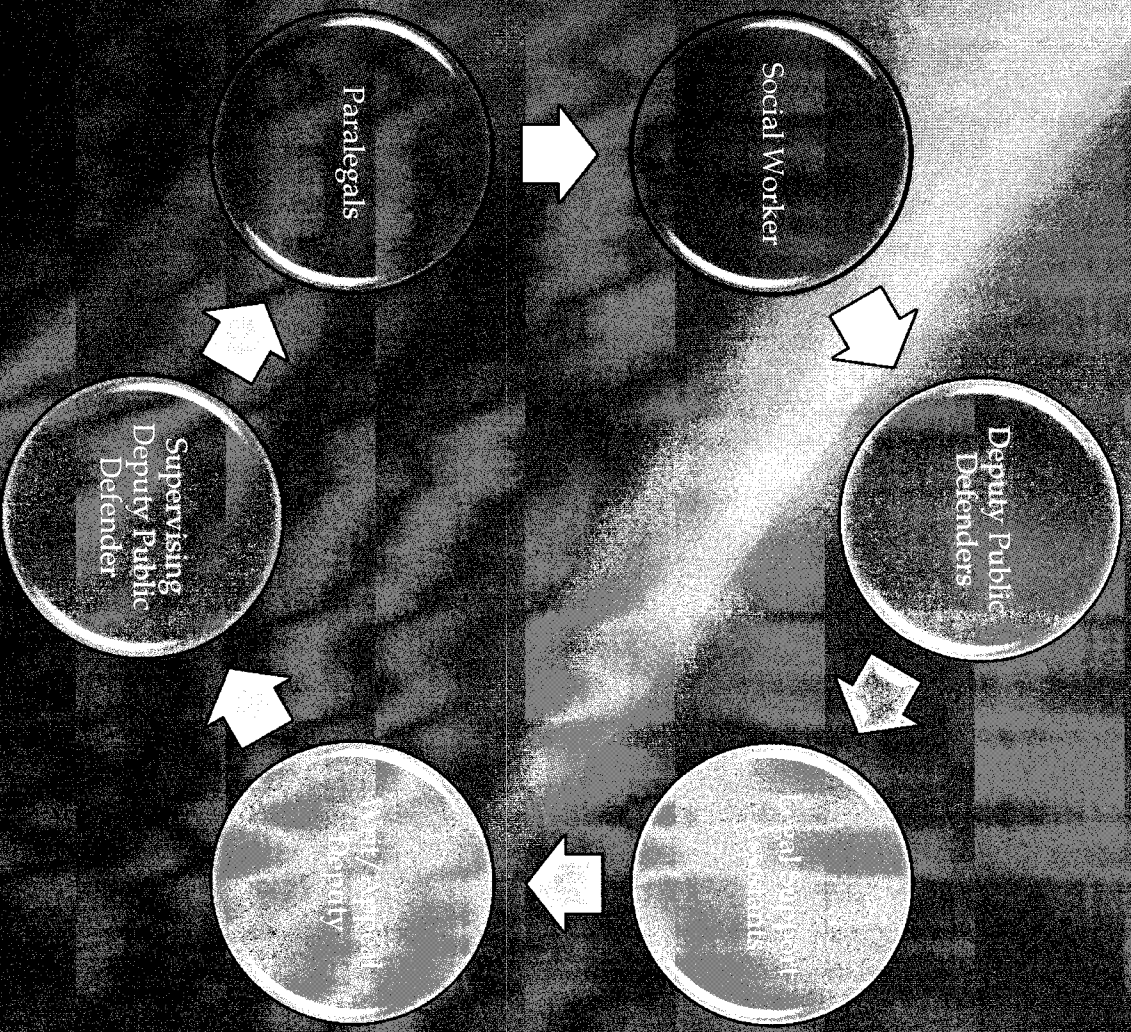
Countywide Distribution

Riverside
19 attorneys

Indio
15 attorneys

Southwest
7 attorneys

Support for AB109





Parole Revocation Hearings

Upcoming Impact

July 1, 2013


Essential

Due Diligence




**AB 109 CCP - Executive Committee
Post-Release Accountability and Corrections Team
PACT**

Riverside County Board of Supervisors



**"AB 109 WORKSHOP"
January 15, 2012**

AB 109 CCP - Executive Committee
Post-Release Accountability and Corrections Team
PACT



HEMET - BEAUMONT - PALM SPGS - CAT CITY - DESERT HOT SPGS
PROBATION & DISTRICT ATTORNEY

AB 109 CCP - Executive Committee
Post-Release Accountability and Corrections Team
PACT

2012 Performance Objectives

- **Operational Headquarters (Beaumont)**
- **Standard Operating Procedures**
- **Assign Personnel (February 2012)**
- **Purchase Equipment & Communications**
- **Develop Working Relationships**
- **Begin Field Operations**

AB 109 CCP - Executive Committee
Post-Release Accountability and Corrections Team
PACT

Operational Priorities

- Probation Warrant Service (AB 109 Absconders)
- Compliance Checks / Residence Verification
- Probation “High-Risk” Caseload
- Known or Suspected Offenders

AB 109 CCP - Executive Committee Post-Release Accountability and Corrections Team PACT

2012	Compliance Checks	Bad Address	Arrests	PRCS Arrests	AOD
March	89	29	25	9	4
April	59	12	25	19	2
May	62	12	19	10	3
June	109	11	29	19	2
July	56	13	30	20	5
August	76	13	31	20	3
September	77	25	35	23	0
October	51	8	23	10	3
November	83	11	40	16	5
December	59	16	27	11	4
TOTALS	721	150	284	157	31
		20.80%		55.28%	

AB 109 CCP - Executive Committee
Post-Release Accountability and Corrections Team
PACT

