

**SUBMITTAL TO THE BOARD OF SUPERVISORS
COUNTY OF RIVERSIDE, STATE OF CALIFORNIA**

526A



FROM: Don Kent, Treasurer-Tax Collector


SUBMITTAL DATE:
February 7, 2013

SUBJECT: Treasurer's Monthly Statement of County and School Funds

RECOMMENDED MOTION: That the Board of Supervisors receives and files the attached Treasurer's "Monthly Statement of County and School Funds" for January 2013.

BACKGROUND: The Treasurer's "Monthly Statement of County and School Funds" for January 2013 is being submitted to the Board of Supervisors pursuant to the requirements of Section 27063 of the Government Code. The attached reconciled report for the month ending December 2012 shows total receipts and disbursements for each fund for the report period, including outstanding investments.

Departmental Concurrence




Don Kent, Treasurer-Tax Collector

FINANCIAL DATA	Current F.Y. Total Cost:	\$ 0	In Current Year Budget:	0
	Current F.Y. Net County Cost:	\$ 0	Budget Adjustment:	No
	Annual Net County Cost:	\$ 0	For Fiscal Year:	2012/2013

SOURCE OF FUNDS:	Positions To Be Deleted Per A-30	<input type="checkbox"/>
	Requires 4/5 Vote	<input type="checkbox"/>

C.E.O. RECOMMENDATION: APPROVE

BY: 
Karen L. Johnson

County Executive Office Signature


- Policy
- Policy
- Consent
- Consent
- Consent
- Consent

Dep't Recomm.:
Per Exec. Ofc.:

MINUTES OF THE BOARD OF SUPERVISORS

On motion of Supervisor Stone, seconded by Supervisor Benoit and duly carried by unanimous vote, IT WAS ORDERED that the above matter is received and filed as recommended.

Ayes: Jeffries, Tavaglione, Stone, Benoit and Ashley
Nays: None
Absent: None
Date: February 26, 2013
xc: Treasurer

Kecia Harper-Ihem
Clerk of the Board
By: 
Deputy

Prev. Agn. Ref.: | District: ALL | Agenda Number:

ATTACHMENTS FILED

2-19

Riverside County Fund Summary Report

1/1/13 - 1/31/13

Fund	Fund Name	Balance Forward	Total Debits	Total Credits	Investments	Total
010000	GENERAL FUND	\$111,786,253.03	\$375,200,494.90	\$247,364,527.77	0.00	\$239,622,220.16
010100	COUNTY CLEARING	(\$15,743,184.77)	\$895,722,942.43	\$871,351,768.89	0.00	\$8,627,988.77
011008	CRT SVS AB709 AUTOMATED TR FD	\$2,377,178.10	\$95,265.00	\$0.00	0.00	\$2,472,443.10
011009	AB 818 PROP TX ADMIN PROGRAM	\$930,065.67	\$0.00	\$0.00	0.00	\$930,065.67
011011	AUDITORS TRUST - FORGED	(\$181,651.67)	\$0.00	\$0.00	0.00	(\$181,651.67)
011012	AUDITORS TRUST-UNDISTR R	(\$11,405.60)	\$5.40	\$0.00	0.00	(\$11,400.20)
011013	AUTO THEFT ALLOCATION	\$647,022.84	\$4,152.48	\$8,319.71	0.00	\$642,855.61
011016	CITATION SIGN-OFF	\$124,329.46	\$1,187.30	\$0.00	0.00	\$125,516.76
011017	CONSUMER PROTECTION PROS. FUND	\$10,246,790.24	\$1,260,073.00	\$258,661.00	0.00	\$11,248,202.24
011018	DA FORFEITED ASSET TRUST	\$983,014.43	\$28,361.45	\$2,571.79	0.00	\$1,008,804.09
011019	DA VEHICLE THEFT ALLOC	\$251,716.36	\$0.00	\$251,716.36	0.00	\$0.00
011021	SOCIAL SERVICES-REALIGNMENT	(\$7,050,927.59)	\$13,930,683.25	\$6,879,755.66	0.00	\$0.00
011022	DRUG PREVENTION-EDUCATION	\$1,355,731.71	\$23,852.74	\$0.00	0.00	\$1,379,584.45
011024	PROP 36 SA/CRIME PREV	\$327,873.93	\$69.92	\$0.00	0.00	\$327,943.85
011026	FEDERAL ASSET SHARE	\$3,128,452.10	\$21,355.40	\$0.00	0.00	\$3,149,807.50
011028	DA ASSET FORF	\$1,216,453.28	\$18,557.93	\$1,717.12	0.00	\$1,233,294.09
011029	D.A. TAX INTERCEPT REFUN	\$13,215.88	\$0.00	\$0.00	0.00	\$13,215.88
011030	DEPT OF HEALTH- REALIGNMENT	(\$837,388.83)	\$1,654,448.94	\$817,060.11	0.00	\$0.00
011031	INCENTIVES	\$609,269.82	\$129.92	\$0.00	0.00	\$609,399.74
011032	MENTAL HEALTH-REALIGNMENT	\$0.00	\$0.00	\$0.00	0.00	\$0.00
011034	NIGHT COURT ASSESWST RIV JUD	\$148,289.36	\$31.62	\$148,320.98	0.00	\$0.00
011036	PROP 99 GEN CHDP	\$8,040.76	\$1.72	\$0.00	0.00	\$8,042.48
011037	PROP 99 GEN CHDP	\$4,108.73	\$0.88	\$0.00	0.00	\$4,109.61
011038	EMERGENCY MEDICAL SVS SB12	\$8,270,800.79	\$414,468.71	\$154,182.00	0.00	\$8,531,087.50
011039	CFD88-4 TRUST	\$11,130,044.90	\$0.00	\$0.00	0.00	\$11,130,044.90
011040	RECORDERS VITAL & HEALTH STATI	\$477,467.56	\$14,835.65	\$16,300.00	0.00	\$476,003.21
011041	REAL ESTATE FRAUD PROSECUTION	\$770,387.70	\$160,258.50	\$329,387.50	0.00	\$601,258.70
011042	R F U ASSET FORFEITURE	\$864,571.42	\$27,271.02	\$0.00	0.00	\$891,842.44
011046	VITAL & HEALTH STATISTICS	\$463,633.25	\$9,164.54	\$24,765.68	0.00	\$448,032.11
011047	BRADLEY RD. #4-5 REDEMPTION	\$7,557,114.89	\$0.00	\$0.00	0.00	\$7,557,114.89
011048	AB2086 ALCOHOL CONTROL T	\$342,390.20	\$18,055.30	\$0.00	0.00	\$360,445.50
011050	AB 189 ASSESSMENT	\$1,995,110.56	\$169,843.83	\$1,485,292.88	0.00	\$679,661.51
011051	LLEBG 2001 GRANT PROBATION	\$0.58	\$0.00	\$0.00	0.00	\$0.58
011053	CIWMB LOCAL ENDORCEMENT	\$36,433.84	\$7.76	\$1,178.76	0.00	\$35,262.84
011054	COURTHOUSE TEMP CONST FU	\$6,295,753.12	\$452,223.24	\$2,951,362.61	0.00	\$3,796,613.75
011055	DOMESTIC VIOLENCE PROGRAM	\$1,164,024.81	\$36,293.55	\$30,543.32	0.00	\$1,169,775.04
011056	DFSS GRANTS TRUST	\$11,404,439.68	\$2,012,401.00	\$0.00	0.00	\$13,416,840.68

Riverside County

Fund Summary Report

1/1/13 - 1/31/13

Fund	Fund Name	Balance Forward	Total Debits	Total Credits	Investments	Total
011059	HAZARDOUS WASTE GENERATO	\$3,208,631.13	\$692.17	\$650.00	0.00	\$3,208,673.30
011060	TAX LOSSES RESERVE FUND	\$14,273,039.42	\$824.41	\$4,915.03	0.00	\$14,268,948.80
011061	TAX RESOURCES FUND	\$247,694.51	\$0.00	\$0.00	0.00	\$247,694.51
011062	DIF PROGRAM ADMIN	\$325,293.67	\$699.77	\$20,528.37	0.00	\$305,465.07
011063	DPSS WELFARE ADV	\$3,529,377.84	\$63,087,552.05	\$47,666,168.51	0.00	\$18,950,761.38
011064	TB PREV & CONTROL ALA AWARD	\$1,423,801.41	\$364.18	\$22,388.46	0.00	\$1,401,777.13
011065	REGISTRATION MOBILE HOME	\$221,270.54	\$14,742.00	\$0.00	0.00	\$236,012.54
011067	SHERIFF WRIT ASSESSMENT	\$3,191,324.04	\$91,932.00	\$0.00	0.00	\$3,283,256.04
011068	PROBATION DEPT	\$2.47	\$0.00	\$0.00	0.00	\$2.47
011069	COUNTY EXEC OFFICE	\$3,839,391.96	\$47,500.78	\$0.00	0.00	\$3,886,892.74
011072	YOUTH PROTECTION	\$662,573.12	\$0.00	\$1,940.83	0.00	\$660,632.29
011076	RECORDER AUTOMATION FUND	\$16,358,904.12	\$344,695.00	\$325.82	0.00	\$16,703,273.30
011077	RECORDER MICROFILMER	\$4,344,992.14	\$84,315.00	\$0.00	0.00	\$4,429,307.14
011078	GRADING PERFORMANCE BONDS	\$269.61	\$0.06	\$0.00	0.00	\$269.67
011079	SPEC COND IMPROV SEC	\$13,898.87	\$2.96	\$0.00	0.00	\$13,901.83
011081	J. EDWARD EBERLY MEM.	\$39,038.19	\$8.33	\$0.00	0.00	\$39,046.52
011082	DEAN STOUT MEMORIAL	\$203.62	\$0.00	\$0.00	0.00	\$203.62
011084	LOCAL LEAD TOBACCO EDUCATION	\$196,823.36	\$97.85	\$25,830.00	0.00	\$171,091.21
011085	BOOKING FEE RECOVERY	\$8,584,811.29	\$180,545.46	\$0.00	0.00	\$8,765,356.75
011086	FAMILY SUPPORT REIMBURSEMENT	\$112,401.63	\$2,907,704.98	\$2,907,567.00	0.00	\$112,539.61
011087	AUTO COUNTY WARRANT	\$596,866.20	\$276.82	\$0.00	0.00	\$597,143.02
011088	PUBLIC SAFETY INTERN ACADEMY	\$3,581.82	\$0.00	\$0.00	0.00	\$3,581.82
011089	LOCAL ENFORCE AGENCY TIP FEES	\$566,205.72	\$0.00	\$0.00	0.00	\$566,205.72
011092	PROP 10 PRESCHOOL	\$1,018,647.97	\$364,292.78	\$958,053.86	0.00	\$424,886.89
011093	PROP 10 CHILDRENS CENTER	\$3,972.49	\$0.85	\$0.00	0.00	\$3,973.34
011095	SUB ABUSE SGF FUNDS	\$0.00	\$0.00	\$0.00	0.00	\$0.00
011096	SUB ABUSE- FEDERAL FUNDS	\$0.10	\$0.00	\$0.00	0.00	\$0.10
011097	STAE DOMESTIC PREP	\$1,750.04	\$0.37	\$0.00	0.00	\$1,750.41
011098	AIR QUALITY PROGRAM	\$121,747.87	\$116.78	\$0.00	0.00	\$121,864.65
011099	WIND IMPLEMENT MONITOR PROG	\$268,762.06	\$57.07	\$0.00	0.00	\$268,819.13
011100	WIND ENERGY CONVERSION SYSTEM	\$747,939.39	\$159.49	\$0.00	0.00	\$748,098.88
011101	PLANNING SPECIAL PROJECTS	\$98,598.16	\$20.82	\$0.00	0.00	\$98,618.98
011102	CHA ANIMAL CONTROL SERVICES	\$84,124.94	\$0.00	\$0.00	0.00	\$84,124.94
011103	STSA ESCROW	\$3,399,310.72	\$724.90	\$0.00	0.00	\$3,400,035.62
011109	COMMUNITY HEALTH DONATIONS	\$75,227.13	\$3,706.17	\$0.00	0.00	\$78,933.30
011110	ROBERT HOWIE MON FUND	\$31,171.11	\$0.00	\$0.00	0.00	\$31,171.11
011114	TEMESCAL VALLEY - SYNAGRO FUND	\$1,845,909.09	\$0.00	\$0.00	0.00	\$1,845,909.09

Riverside County

Fund Summary Report

1/1/13 - 1/31/13

Fund	Fund Name	Balance Forward	Total Debits	Total Credits	Investments	Total
011115	MENTAL HEALTH SERVICES	\$116,477,531.02	\$4,761,830.25	\$5,330,474.00	0.00	\$115,908,887.27
011116	MOSQUITO CONTROL-VBDS	\$51,682.78	\$11.02	\$0.00	0.00	\$51,693.80
011117	JAG-2005 DJ-BX-0176	\$940.11	\$0.20	\$0.00	0.00	\$940.31
011118	DOI AUTO INSURANCE FRAUD	\$1,087.66	\$1.31	\$0.00	0.00	\$1,088.97
011120	JAG-2006 DJ-BX-0076	\$1.11	\$0.00	\$0.00	0.00	\$1.11
011121	OPEB DESIGNATED FUNDS	\$830,293.00	\$120,056.76	\$6.32	0.00	\$950,343.44
011123	INDIAN GAMING SPC DIST.	\$331,499.05	\$70.69	\$0.00	0.00	\$331,569.74
011126	YOUTHFUL OFFENDER BLOCK GRANT	\$2,010,457.64	\$1,408,126.61	\$29,246.24	0.00	\$3,389,338.01
011128	SOCIAL SECURITY TRUNCATION	\$719,733.85	\$84,904.00	\$0.00	0.00	\$804,637.85
011129	ELECTRONIC RECORDING FEE	\$520,097.63	\$84,904.00	\$103,710.58	0.00	\$501,291.05
011130	IDYLLWILD LIBRARY EXPANSION	\$0.03	\$0.00	\$0.00	0.00	\$0.03
011131	PARIMUTUEL IN-LIEU	\$31,549.84	\$0.00	\$0.00	0.00	\$31,549.84
011133	CRIMINAL FORFEIT ADJUDICATED	\$130,477.02	\$21.79	\$0.00	0.00	\$130,498.81
011135	AB158 PECHANGA	\$121,585.42	\$25.92	\$0.00	0.00	\$121,611.34
011136	AB158 MORONGO	\$241,935.81	\$51.59	\$0.00	0.00	\$241,987.40
011137	AB158 CABAZON	\$394.30	\$0.09	\$0.00	0.00	\$394.39
011138	AB158 AUGUSTINE	\$14,605.60	\$3.11	\$0.00	0.00	\$14,608.71
011139	AB158 AGUA CALIENTE	\$7,077.27	\$1.51	\$0.00	0.00	\$7,078.78
011140	AB158 TWENTY-NINE PALMS	\$37.81	\$0.01	\$0.00	0.00	\$37.82
011142	ILLEGAL DUMPING PROGRAM	\$75,742.17	\$16.15	\$0.00	0.00	\$75,758.32
011143	AB 158 CASINO MORONGO DA	\$34,075.53	\$8.74	\$0.00	0.00	\$34,084.27
011144	AB 158 PECHANGA RESORT DA	\$40,432.50	\$10.42	\$0.00	0.00	\$40,442.92
011145	AB 158 SOBOBA CASINO DA	\$274,274.93	\$71.09	\$0.00	0.00	\$274,346.02
011146	AB 158 SPOTLIGHT 29 CASINO DA	\$5,179.13	\$1.33	\$0.00	0.00	\$5,180.46
011147	AB 158 AUGUSTINE CASINO	\$96.40	\$0.02	\$0.00	0.00	\$96.42
011148	JAG ARRA FY09	\$248,499.33	\$54.04	\$49,788.77	0.00	\$198,764.60
011149	DISPUTE RESOLUTION PROGRAM	\$290,760.11	\$41,686.32	\$86,177.47	0.00	\$246,268.96
011151	DA LAW ENFORCEMENT TRAINING	\$188,010.99	\$40.09	\$0.00	0.00	\$188,051.08
011152	DA EXPERT WITNESS	\$30,419.54	\$6.49	\$0.00	0.00	\$30,426.03
011153	Evidence Based Prob SUPVN JAGX	\$1,321.36	\$0.00	\$0.00	0.00	\$1,321.36
011154	EDA ENERGY CONSERVATION FUND	\$366,888.15	\$68.06	\$0.00	0.00	\$366,956.21
011155	JAG 2010 DJ BX 0339	\$0.00	\$0.00	\$0.00	0.00	\$0.00
011156	AUTO INSURANCE FRAUD-URBAN	\$55,518.01	\$14.56	\$0.00	0.00	\$55,532.57
011157	LIFE & ANNUITY CONSUMER PROTEC	\$43,210.46	\$9,168.36	\$14,833.00	0.00	\$37,545.82
011158	WORKERS COMPENSATION INS FRAUD	\$177,861.35	\$37.92	\$0.00	0.00	\$177,899.27
011159	Fantasy Springs Casino	\$88,339.03	\$22.84	\$0.00	0.00	\$88,361.87
011160	Spa Casino & Agua Caliente Cas	\$46,695.33	\$12.05	\$0.00	0.00	\$46,707.38

Riverside County

Fund Summary Report

1/1/13 - 1/31/13

Fund	Fund Name	Balance Forward	Total Debits	Total Credits	Investments	Total
011161	County Local Revenue Fund 2011	\$906.49	\$0.00	\$0.00	0.00	\$906.49
011162	AB118 COMM CORRECTIONS PARTNER	\$0.00	\$0.00	\$0.00	0.00	\$0.00
011163	AB118 ONE TIME STARTUP COSTS	(\$4.81)	\$0.00	\$0.00	0.00	(\$4.81)
011164	SB678-(CCPIF) INCENTIVE FUNDS	\$10,107,409.98	\$2,662,831.11	\$906,264.60	0.00	\$11,863,976.49
011165	JAG 2011-DJ-BX-2330	\$23,368.59	\$4.98	\$0.00	0.00	\$23,373.57
011166	AB158 Soboba FY 10-11	\$48,936.46	\$10.44	\$0.00	0.00	\$48,946.90
011167	LOCAL REVENUE FUND 2011	\$29,879,586.25	\$40,343,568.93	\$27,845,066.03	0.00	\$42,378,089.15
011168	Public Defender Registration	\$0.00	\$0.00	\$0.00	0.00	\$0.00
015000	SPECIAL ACCOUNTING	\$3,172,754.96	\$120,273.82	\$121,363.69	0.00	\$3,171,665.09
015100	ADMINISTRATION	\$917,668.84	\$3,230,622.06	\$3,023,931.66	0.00	\$1,124,359.24
015104	FC-LMS SURCHARGE	\$3,493.98	\$937.32	\$0.00	0.00	\$4,431.30
015105	FLOOD CONTROL FUNDED LEAVE BAL	\$1,672,079.87	\$23,790.56	\$0.00	0.00	\$1,695,870.43
020000	TRANSPORTATION	(\$139,594.03)	\$23,305,150.35	\$14,401,732.85	0.00	\$8,763,823.47
020001	I-10 INTERCHANGE REIMBURSEMENT	\$1,890,678.39	\$405.35	\$0.00	0.00	\$1,891,083.74
020002	COUNTY TRANS DEVELOPMENT	\$2,498.40	\$0.53	\$0.00	0.00	\$2,498.93
020004	TRANS DEV-ACT -ART3	\$146,490.49	\$31.22	\$0.00	0.00	\$146,521.71
020006	ROAD DEPOSITS TRUST	\$6,514,212.06	\$28,719.55	\$38,831.92	0.00	\$6,504,099.69
020007	ROAD MEASURE A	\$16,577,809.00	\$1,091,367.29	\$2,095,998.40	0.00	\$15,573,177.89
020008	TRANSPORTATION EQUIPMENT	\$2,132,307.39	\$638,248.52	\$528,080.19	0.00	\$2,242,475.72
020009	DEV CONTRIBUTIONS	\$32,223,916.34	\$160,237.82	\$756,621.40	0.00	\$31,627,532.76
020011	TUMF EARLY RECORDATION FEES	\$0.00	\$0.00	\$0.00	0.00	\$0.00
020012	PROP 1 B HIGHWAY SAFETY BOND A	\$21,560,421.12	\$4,858.70	\$163,561.55	0.00	\$21,401,718.27
020013	HUTA 2103	\$11,765,237.81	\$1,607,876.90	\$20,612.75	0.00	\$13,352,501.96
020200	TRANSPORTATION & LAND MANAGEM	\$4,839,024.12	\$213,040.88	\$1,738,053.08	0.00	\$3,314,011.92
020201	ORD 6710DEPOSIT BASED FEES	\$18,149,117.07	\$1,378,488.06	\$605,494.37	0.00	\$18,922,110.76
020202	ORD 671 DEPOSIT BASED FEES	\$522,140.06	\$8,619.86	\$2,620.03	0.00	\$528,139.89
020203	LAND MANAGEMENT SYSTEM	\$5,158,982.70	\$30,745.38	\$30,921.61	0.00	\$5,158,806.47
020204	GIS COST	\$9,223,046.42	\$2,033.94	\$0.00	0.00	\$9,225,080.36
020205	ENVIRONMENTAL PROGRAM	\$162,768.57	\$131,767.56	\$106,824.58	0.00	\$187,711.55
020206	LABORDE OHV GRANT	\$337,261.94	\$71.92	\$0.00	0.00	\$337,333.86
020207	Conservation Land Bank EPD	\$902,416.40	\$192.44	\$0.00	0.00	\$902,608.84
020250	BUILDING PERMITS	\$5,853,831.10	\$312,236.57	\$479,559.02	0.00	\$5,686,508.65
020260	SURVEY	\$1,032,137.75	\$533,186.27	\$403,690.66	0.00	\$1,161,633.36
020261	SURVEY - MONUMENT PRESERVATION	\$936,876.32	\$24,780.04	\$0.00	0.00	\$961,656.36
020270	CODE ENFORCEMENT COST	\$811,666.42	\$128,488.08	\$0.00	0.00	\$940,154.50
020300	LANDSCAPE MAINTENANCE DISTRICT	\$50,742.22	\$10.82	\$0.00	0.00	\$50,753.04
020301	LANDSCAP ZONE 1	\$20,182.09	\$7,379.91	\$1,130.23	0.00	\$26,431.77

Riverside County

Fund Summary Report

1/1/13 - 1/31/13

Fund	Fund Name	Balance Forward	Total Debits	Total Credits	Investments	Total
020302	LANDSCAPE MAINT ZONE 3	\$30,516.24	\$12,133.04	\$2,322.91	0.00	\$40,326.37
020303	LANDSCAPE ZONE 4	\$11,135.10	\$1.99	\$0.00	0.00	\$11,137.09
020304	LANDSCAPE ZONE 5	\$2,014.94	\$0.34	\$0.00	0.00	\$2,015.28
020305	LANDSCAPE MAINT DIST ZONE 6	\$96.71	\$0.01	\$0.00	0.00	\$96.72
020306	LANDSCAPE ZONE 7	\$546.72	\$0.11	\$0.00	0.00	\$546.83
020307	LANDSCAPE ZONE 8	(\$6,320.87)	\$69,080.80	\$10,287.30	0.00	\$52,472.63
020308	LANDSCAPE ZONE 9	\$367.85	\$0.06	\$0.00	0.00	\$367.91
020309	LANDSCAPE ZONE 10	\$8,828.21	\$14,208.52	\$1,753.19	0.00	\$21,283.54
020310	LANDSCAPE ZONE 14	\$930.10	\$0.12	\$0.00	0.00	\$930.22
020311	LANDSCAPE ZONE 16	(\$704.10)	\$0.00	\$0.91	0.00	(\$705.01)
020312	LANDSCAPE ZONE 17	\$281.16	\$0.06	\$0.00	0.00	\$281.22
020313	LANDSCAPE ZONE 19	\$43,507.98	\$17,165.27	\$2,636.64	0.00	\$58,036.61
020315	LANDSCAPE ZONE 21	\$697.87	\$0.10	\$0.00	0.00	\$697.97
020316	TRANS TLMA	\$65,369.91	\$21,562.25	\$1,316.80	0.00	\$85,615.36
020317	TLMA TRANS	\$49,182.13	\$18,509.72	\$1,946.83	0.00	\$65,745.02
020318	TLMA TRANS	\$51.23	\$0.01	\$0.00	0.00	\$51.24
020319	TLMA TRANS	\$73,973.85	\$24,303.20	\$4,444.02	0.00	\$93,833.03
020320	TLMA TRANS	(\$1,017.01)	\$4,778.32	\$618.64	0.00	\$3,142.67
020321	TLMA TRANS	(\$674.17)	\$5,017.58	\$167.00	0.00	\$4,176.41
020322	TLMA TRANS	\$366.63	\$0.08	\$0.00	0.00	\$366.71
020323	TLMA TRANS	\$0.00	\$0.00	\$0.00	0.00	\$0.00
020324	TLMA TRANS	\$1,095.07	\$0.24	\$0.00	0.00	\$1,095.31
020325	TLMA TRANS	\$98.18	\$0.03	\$47.11	0.00	\$51.10
020326	TLMA TRANS	\$18.17	\$0.02	\$40.65	0.00	(\$22.46)
020327	TLMA TRANS	\$51.24	\$0.01	\$0.00	0.00	\$51.25
020328	TLMA TRANS	\$50.57	\$0.01	\$0.00	0.00	\$50.58
020329	LMD89 ZONE 1	\$51.03	\$0.01	\$0.00	0.00	\$51.04
020330	LMD 89 ZONE 8	\$0.00	\$0.00	\$0.00	0.00	\$0.00
020331	LMD 89 ZONE 9	\$10,532.44	\$2.25	\$0.00	0.00	\$10,534.69
020332	LMD 89 ZONE 10	\$252.43	\$0.05	\$0.00	0.00	\$252.48
020333	LMD 89 ZONE 11	\$1,308.62	\$0.28	\$0.00	0.00	\$1,308.90
020334	LMD89 ZONE 22	\$5,700.46	\$1.22	\$0.00	0.00	\$5,701.68
020335	LMD 89 ZONE 13	(\$82.65)	\$0.01	\$106.54	0.00	(\$189.18)
020336	LMD STL ZONE 14	\$118.50	\$0.03	\$15.70	0.00	\$102.83
020337	LMD 89 ZONE 15	\$50.89	\$0.02	\$0.00	0.00	\$50.91
020338	LMD 89 ZONE 16	\$588.69	\$0.16	\$99.02	0.00	\$489.83
020339	LMD 89 ZONE 17	\$145.51	\$0.03	\$0.00	0.00	\$145.54

Riverside County

Fund Summary Report

1/1/13 - 1/31/13

Fund	Fund Name	Balance Forward	Total Debits	Total Credits	Investments	Total
020340	LMD 89 ZONE 18	\$0.00	\$0.00	\$0.00	0.00	\$0.00
020341	LMD 89 ZONE 20	\$333.62	\$0.09	\$49.80	0.00	\$283.91
020342	LMD 89 ZONE 21	\$103.27	\$0.02	\$15.70	0.00	\$87.59
020343	LMD 89 ZONE 22	\$498.95	\$0.13	\$47.11	0.00	\$451.97
020344	LMD 89 ZONE 23	\$0.00	\$0.00	\$0.00	0.00	\$0.00
020345	LMD 89 ZONE 24	\$49.22	\$0.01	\$0.00	0.00	\$49.23
020346	LMD 89 ZONE 25	\$1,620.43	\$0.34	\$0.00	0.00	\$1,620.77
020347	LMD 89 ZONE 27	\$0.00	\$0.00	\$0.00	0.00	\$0.00
020348	LMD 89 ZONE 27	\$42.32	\$0.01	\$0.00	0.00	\$42.33
020349	LMD 89 ZONE 34	\$689.14	\$0.12	\$0.00	0.00	\$689.26
020350	LMD 89 ZONE 11	(\$4,095.79)	\$19,534.32	\$1,533.56	0.00	\$13,904.97
020351	LMD 89 ZONE 31	\$38,695.16	\$5,668.20	\$690.19	0.00	\$43,673.17
020352	LMD 89 ZONE 36	\$25,696.42	\$5,640.73	\$59.17	0.00	\$31,277.98
020353	LMD 89 ZONE 37	\$37.59	\$0.00	\$0.00	0.00	\$37.59
020354	LMD 89 ZONE 38	\$42.65	\$0.01	\$0.00	0.00	\$42.66
020355	LANDSCAPE & LMD #89-1,ZONE 39	\$18,565.94	\$3,379.01	\$49.67	0.00	\$21,895.28
020356	LANDSCAPE & LMD #89 ZONE 41	\$102.70	\$0.03	\$0.00	0.00	\$102.73
020357	LANDSCAPE & LMD #89 ZONE 42	\$49.32	\$0.01	\$0.00	0.00	\$49.33
020358	LANDSCAPE & LMD #89 ZONE 43	\$79,342.66	\$37,664.26	\$12,189.77	0.00	\$104,817.15
020359	LANDSCAPE & LMD #89 ZONE 44	\$342,501.79	\$3,372.77	\$0.00	0.00	\$345,874.56
020360	LANDSCAPE & LMD #89 ZONE 45	\$38,617.62	\$24,993.65	\$2,171.20	0.00	\$61,440.07
020361	LANDSCAPE & LMD #89 ZONE 46	\$376.93	\$4,606.03	\$38.96	0.00	\$4,944.00
020362	LANDSCAPE & LMD #89 ZONE 47	\$93.15	\$0.02	\$0.00	0.00	\$93.17
020363	L&LMD 89-1CZONE 49	\$100.13	\$0.02	\$0.00	0.00	\$100.15
020364	LANDSCAPE & LMD #89 ZONE 51	\$50.53	\$0.01	\$0.00	0.00	\$50.54
020365	LANDSCAPE & LMD #89 ZONE 53	\$2,828.39	\$7,186.96	\$949.17	0.00	\$9,066.18
020366	LANDSCAPE & LMD #89 ZONE 55	\$25,571.23	\$2,625.53	\$0.00	0.00	\$28,196.76
020367	LANDSCAPE & LMD #89 ZONE 19	\$50.54	\$0.01	\$0.00	0.00	\$50.55
020368	LANDSCAPE & LMD #89ZONE 26	\$50.61	\$0.01	\$0.00	0.00	\$50.62
020369	LANDSCAPE & LMD #89 ZONE 28	\$0.00	\$0.00	\$0.00	0.00	\$0.00
020370	LANDSCAPE & LMD #89 ZONE 29	\$2,321.23	\$0.52	\$78.13	0.00	\$2,243.62
020371	LANDSCAPE & LMD #89 ZONE30	\$357.69	\$0.08	\$19.54	0.00	\$338.23
020372	LANDSCAPE & LMD #89 ZONE 31	\$252.90	\$0.06	\$15.45	0.00	\$237.51
020373	LANDSCAPE & LMD #89 ZONE 32	\$0.00	\$0.00	\$0.00	0.00	\$0.00
020374	LANDSCAPE & LMD #89 ZONE 35	\$50.57	\$0.01	\$0.00	0.00	\$50.58
020375	LANDSCAPE&LMD #89 ZONE 36	\$624.76	\$0.14	\$30.89	0.00	\$594.01
020376	LANDSCAPE & LMD #89 ZONE 37	(\$38.70)	\$0.01	\$50.34	0.00	(\$89.03)

Riverside County

Fund Summary Report

1/1/13 - 1/31/13

Fund	Fund Name	Balance Forward	Total Debits	Total Credits	Investments	Total
020377	LANDSCAPE &LMD #89 ZONE 38	\$367.31	\$0.09	\$15.45	0.00	\$351.95
020378	LANDSCAPE &LMD #89 ZONE 39	\$50.04	\$0.01	\$0.00	0.00	\$50.05
020379	LANDSCAPE &LMD #89 ZONE 41	\$51.31	\$0.01	\$0.00	0.00	\$51.32
020380	LANDSCAPE &LMD #89 ZONE 42	\$2,875.29	\$0.62	\$31.41	0.00	\$2,844.50
020381	LANDSCAPE &LMD #89 ZONE 43	\$2,087.96	\$0.45	\$0.00	0.00	\$2,088.41
020382	LANDSCAPE &LMD #89 ZONE 44	\$381.69	\$0.10	\$68.13	0.00	\$313.66
020383	LANDSCAPE &LMD #89 ZONE 45	(\$46.70)	\$0.00	\$18.59	0.00	(\$65.29)
020384	LANDSCAPE & LMD #89 ZONE 46	\$1,343.11	\$0.29	\$0.00	0.00	\$1,343.40
020385	LBLMD 89-1_STL_ZONE 47	\$7,022.21	\$1.62	\$334.46	0.00	\$6,689.37
020386	LMD 89 1-C ZONE 48	\$460.81	\$0.11	\$55.62	0.00	\$405.30
020387	LMD 89 1-C ZONE 48	\$0.00	\$0.00	\$0.00	0.00	\$0.00
020388	LMD 89 1-C ZONE 50	\$0.00	\$0.00	\$0.00	0.00	\$0.00
020389	LMD 89 1-C ZONE 51	\$0.00	\$0.00	\$0.00	0.00	\$0.00
020390	LMD 89 1-C ZONE 52	\$3,379.81	\$0.73	\$15.45	0.00	\$3,365.09
020391	LMD 89 1-C ZONE 54	\$138.86	\$0.04	\$46.34	0.00	\$92.56
020392	LMD 89 1-C ZONE 56	(\$1.89)	\$0.01	\$9.76	0.00	(\$11.64)
020393	LMD 89 1-C ZONE 57	\$1,202.31	\$0.29	\$92.89	0.00	\$1,109.71
020394	LMD 89-1-C ZONE 58	\$1,790.50	\$0.38	\$0.00	0.00	\$1,790.88
020395	LMD 89 1-C ZONE 54	\$60.95	\$0.01	\$0.00	0.00	\$60.96
020396	LMD 89 1-C ZONE 57	\$19,718.21	\$6,898.86	\$621.18	0.00	\$25,995.89
020397	LMD 89 1-C ZONE 58	\$5,336.74	\$3,049.59	\$462.57	0.00	\$7,923.76
020398	LMD 89 1-C ZONE 59	\$50.22	\$0.01	\$0.00	0.00	\$50.23
020399	LMD 89 1-C ZONE 60	\$50.92	\$0.01	\$0.00	0.00	\$50.93
020400	MISC ASSESSMENT DISTRICTS	\$526,034.51	\$112.18	\$0.00	0.00	\$526,146.69
020401	LMD 89 1-C ZONE 61	\$240.66	\$0.05	\$100.66	0.00	\$140.05
020402	LMD 89 C-1 ZONE 62	\$50.65	\$0.01	\$0.00	0.00	\$50.66
020403	LMD 89 1-C ZONE 63	\$95.97	\$0.02	\$0.00	0.00	\$95.99
020404	LMD 89 1-C ZONE 64	\$4,579.71	\$0.98	\$0.00	0.00	\$4,580.69
020405	LMD 89 C-1 ZONE 66	\$39,238.99	\$1,652.85	\$0.00	0.00	\$40,891.84
020406	LMD 89 1-C ZONE 67	\$50.59	\$0.01	\$0.00	0.00	\$50.60
020407	LMD 89-1-C ZONE 68	\$42,187.49	\$9.00	\$0.00	0.00	\$42,196.49
020408	LMD 89 C-1 ZONE 69	\$82.47	\$0.02	\$0.00	0.00	\$82.49
020409	LMD 89 1-C ZONE 71	\$49.93	\$0.01	\$0.00	0.00	\$49.94
020410	LMD 89 1-C ZONE 73	\$154.45	\$0.03	\$0.00	0.00	\$154.48
020411	LMD 89 1-C ZONE 77	\$50.64	\$0.01	\$0.00	0.00	\$50.65
020412	LMD 89 1-C ZONE 33	\$136.11	\$0.03	\$0.00	0.00	\$136.14
020413	LMD 89 1-C ZONE 34	\$0.00	\$0.00	\$0.00	0.00	\$0.00

Riverside County

Fund Summary Report

1/1/13 - 1/31/13

Fund	Fund Name	Balance Forward	Total Debits	Total Credits	Investments	Total
020414	LMD 89 1-C.ZONE 55	\$3,966.59	\$0.85	\$0.00	0.00	\$3,967.44
020415	LANDSCAPE & LMD 89-1 ZONE 53	\$1,463.61	\$0.31	\$15.70	0.00	\$1,448.22
020416	LANDSCAPE & LMD NO 89 ZONE 61	\$1,363.40	\$0.30	\$15.45	0.00	\$1,348.25
020417	LANDSCAPE & LMD NO 89 ZONE 62	\$51.83	\$0.01	\$0.00	0.00	\$51.84
020418	LANDSCAPE & LMD 89-1 ZONE 63	\$24.85	\$0.01	\$0.00	0.00	\$24.86
020419	LANDSCAPE & LMD NO 89 ZONE 64	\$4,321.55	\$0.93	\$34.99	0.00	\$4,287.49
020420	LANDSCAPE & LMD NO 89 ZONE 65	\$4,662.47	\$1.00	\$31.41	0.00	\$4,632.06
020421	LANDSCAPE & LMD 89 ZONE 66	\$1,698.67	\$0.38	\$31.41	0.00	\$1,667.64
020422	LANDSCAPE LMD NO 89 ZONE 67	\$6,933.29	\$1.50	\$77.24	0.00	\$6,857.55
020423	LANDSCAPE & LMD NO 89 ZONE 68	\$5,396.19	\$10,631.00	\$0.00	0.00	\$16,027.19
020424	LANDSCAPE & LMD NO 89 ZONE 69	\$183.23	\$0.04	\$0.00	0.00	\$183.27
020425	LANDSCAPE & LMD NO 89 ZONE 70	\$0.00	\$0.00	\$0.00	0.00	\$0.00
020426	LANDSCAPE & LMD NO 89 ZONE 71	\$0.00	\$0.00	\$0.00	0.00	\$0.00
020427	LANDSCAPE & LMD NO 89 ZONE 72	\$1,655.79	\$0.36	\$0.00	0.00	\$1,656.15
020428	LANDSCAPE & LMD NO 89 ZONE 73	\$0.00	\$0.00	\$0.00	0.00	\$0.00
020429	LANDSCAPE & LMD NO 89 ZONE 74	\$1,367.12	\$0.29	\$9.76	0.00	\$1,357.65
020430	LANDSCAPE & LMD NO 89 ZONE 75	\$979.40	\$0.22	\$15.70	0.00	\$963.92
020431	LANDSCAPE & LMD NO 89 ZONE 76	\$2,070.53	\$0.44	\$15.70	0.00	\$2,055.27
020432	LANDSCAPE & LMD NO 89 ZONE 74	\$295,664.24	\$58,393.06	\$2,264.11	0.00	\$351,793.19
020433	LANDSCAPE & LMD NO 89 ZONE 76	\$0.00	\$0.00	\$0.00	0.00	\$0.00
020434	LANDSCAPE & LMD NO 89 ZONE 78	\$623.71	\$0.13	\$396.00	0.00	\$227.84
020435	LANDSCAPE & LMD NO 89 ZONE 79	\$107.52	\$0.03	\$0.00	0.00	\$107.55
020436	LANDSCAPE & LMD NO 89 ZONE 81	\$50.73	\$0.01	\$0.00	0.00	\$50.74
020437	LANDSCAPE & LMD NO 89 ZONE 83	\$16,920.91	\$3.60	\$0.00	0.00	\$16,924.51
020438	LANDSCAPE & LMD NO 89 ZONE 84	\$89,299.18	\$19.05	\$0.00	0.00	\$89,318.23
020439	LANDSCAPE & LMD NO 89 ZONE 85	\$104.53	\$0.02	\$0.00	0.00	\$104.55
020440	LANDSCAPE & LMD 89 ZONE 86	\$28,866.96	\$6.16	\$0.00	0.00	\$28,873.12
020441	LANDSCAPE & LMD NO 89 ZONE 87	\$8.27	\$0.00	\$0.00	0.00	\$8.27
020442	LANDSCAPE & LMD NO 89 ZONE 89	\$12,299.76	\$922.24	\$214.45	0.00	\$13,007.55
020443	LANDSCAPE & LMD NO 89 ZONE 90	\$50.62	\$0.01	\$0.00	0.00	\$50.63
020444	LANDSCAPE & LMD NO 89 ZONE 91	\$70,301.65	\$2,493.88	\$0.00	0.00	\$72,795.53
020445	LANDSCAPE & LMD NO 89 ZONE 92	\$13,969.74	\$2.98	\$0.00	0.00	\$13,972.72
020446	LANDSCAPE & LMD NO 89 ZONE 94	\$23,659.77	\$2,807.35	\$78.46	0.00	\$26,388.66
020447	LANDSCAPE & LMD NO 89 ZONE 95	\$130.99	\$0.02	\$0.00	0.00	\$131.01
020448	LANDSCAPE & LMD NO 89 ZONE 97	\$41,778.45	\$22,054.82	\$1,977.74	0.00	\$61,855.53
020449	LANDSCAPE & LMD NO 89 ZONE 52	\$50.37	\$0.01	\$0.00	0.00	\$50.38
020450	LMD LANDSCAPE 89-1-C.ZONE 111	\$149.33	\$0.03	\$0.00	0.00	\$149.36

Riverside County

Fund Summary Report

1/1/13 - 1/31/13

Fund	Fund Name	Balance Forward	Total Debits	Total Credits	Investments	Total
020451	LANDSCAPENO 89 ZONE 72	\$0.00	\$0.00	\$0.00	0.00	\$0.00
020452	LANDSCAPENO 89 ZONE 102	\$0.00	\$0.00	\$0.00	0.00	\$0.00
020453	LANDSCAPE NO 89 ZONE 103	\$13,997.37	\$2.98	\$0.00	0.00	\$14,000.35
020454	LANDSCAPE NO 89 ZONE 106	\$57.83	\$0.02	\$0.00	0.00	\$57.85
020455	LANDSCAPE 89 ZONE 109	\$1,496.50	\$1,287.48	\$0.00	0.00	\$2,783.98
020456	LANDSCAPE NO 89 ZONE 113	\$50.60	\$0.01	\$0.00	0.00	\$50.61
020457	LANDSCAPE NO 89 ZONE 77	\$2,761.76	\$0.61	\$55.62	0.00	\$2,706.75
020458	LANDSCAPE 89 ZONE 78	\$625.96	\$0.16	\$74.29	0.00	\$551.83
020459	LANDSCAPE 89 ZONE 79	\$0.00	\$0.00	\$0.00	0.00	\$0.00
020460	LANDSCAPE 89 ZONE 80	\$0.00	\$0.00	\$0.00	0.00	\$0.00
020461	LANDSCAPE 89 ZONE 81	\$3,843.63	\$0.82	\$0.00	0.00	\$3,844.45
020462	LANDSCAPE LMD 89-1 ZONE 100	\$107,337.61	\$14,156.45	\$122.77	0.00	\$121,371.29
020463	LANDSCAPE LMD 89-1 ZONE 110	\$0.00	\$0.00	\$0.00	0.00	\$0.00
020464	LANDSCAPE LMD 89-1 ZONE 112	\$48,142.96	\$10.26	\$0.00	0.00	\$48,153.22
020465	LANDSCAPE LMD 89-1 ZONE 115	\$0.00	\$0.00	\$0.00	0.00	\$0.00
020466	LANDSCAPE LMD 89-1 ZONE 116	\$118.49	\$0.03	\$0.00	0.00	\$118.52
020467	LANDSCAPE LMD89-1 ZONE 117	\$50.63	\$0.01	\$0.00	0.00	\$50.64
020468	LANDSCAPE LMD89-1 ZONE 118	\$50.59	\$0.01	\$0.00	0.00	\$50.60
020469	LANDSCAPE LMD 89-1 ZONE 82	\$1,076.67	\$0.24	\$31.75	0.00	\$1,045.16
020470	LANDSCAPE LMD 89-1 ZONE 83	\$0.00	\$0.00	\$0.00	0.00	\$0.00
020471	LANDSCAPE LMD 89-1 ZONE 84	\$0.00	\$0.00	\$0.00	0.00	\$0.00
020472	LANDSCAPE LMD 89-1 ZONE 85	\$1,003.59	\$0.23	\$37.19	0.00	\$966.63
020473	LANDSCAPE LMD 89-1 ZONE 86	\$122.60	\$0.02	\$0.00	0.00	\$122.62
020474	LANDSCAPE LMD 89-1 ZONE 87	\$0.00	\$0.00	\$0.00	0.00	\$0.00
020475	LANDSCAPE LMD 89-1 ZONE 114	\$0.00	\$0.00	\$0.00	0.00	\$0.00
020476	Landscap \$ LMD #89-1-C,ZONE89	\$20.34	\$0.02	\$18.59	0.00	\$1.77
020477	LANDSCAPE \$ LMD#89-1-C,ZONE123	\$622.02	\$781.26	\$31.41	0.00	\$1,371.87
020478	LANDSCAPE &LMD#89-C ZONE128	\$0.00	\$918.09	\$918.09	0.00	\$0.00
020479	LANDSCAPE&LMD#89-1-C ZONE132	\$53.17	\$0.01	\$0.00	0.00	\$53.18
020480	LANDSCAPE&LMD#89-1-C ZONE137	\$367.36	\$0.08	\$553.63	0.00	(\$186.19)
020481	LANDSCAPE&LMD#89-1-C ZONE93	\$51.78	\$0.01	\$0.00	0.00	\$51.79
020482	LANDSCAPE&LMD#89-1-C ZONE119	\$9,771.93	\$2,396.36	\$0.00	0.00	\$12,168.29
020483	LANDSCAPE&LMD#89-1-C ZONE124	\$3,937.35	\$918.93	\$0.00	0.00	\$4,856.28
020484	LANDSCAPE LMD 89-1-C Zone 135	\$1,386.90	\$2,435.13	\$31.41	0.00	\$3,790.62
020485	LANDSCAPE & LMD No. 89-1-C 138	\$49,130.89	\$10,749.59	\$164.76	0.00	\$59,715.72
020486	LANDSCAPE&LMD#89-1-C ZONE142	\$0.00	\$0.00	\$0.00	0.00	\$0.00
020487	LANDSCAPE&LMD#89-1-C ZONE94	\$50.73	\$0.01	\$0.00	0.00	\$50.74

Riverside County

Fund Summary Report

1/1/13 - 1/31/13

Fund	Fund Name	Balance Forward	Total Debits	Total Credits	Investments	Total
020488	LANDSCAPE&LMD#89-1-C ZONE95	\$499.77	\$0.12	\$12.07	0.00	\$487.82
020489	LANDSCAPE & LMD #89-1-C ZONE91	\$52.64	\$0.01	\$0.00	0.00	\$52.65
020490	LANDSCAPE & LMD 89-1-C ZONE 97	\$558.17	\$0.12	\$0.00	0.00	\$558.29
020491	LANDSCAPE LMD #89-1-C ZONE 126	\$52.44	\$0.01	\$50.33	0.00	\$2.12
020492	Landscape & LMD No 89-1-C Z146	\$628.97	\$390.60	\$0.00	0.00	\$1,019.57
020493	Landscape & LMD No 89-1-C Z147	\$101.13	\$0.02	\$0.00	0.00	\$101.15
020494	Landscape & LMD No 89-1-C Z148	\$0.00	\$0.00	\$0.00	0.00	\$0.00
020495	Landscape & LMD#89-1-C STL Z99	\$552.65	\$0.12	\$0.00	0.00	\$552.77
020496	L & LMD No 89-1-C, ZONE 141	\$556.58	\$0.12	\$0.00	0.00	\$556.70
020497	L & LMD No 89-1-C, ZONE 149	\$1,933.27	\$696.55	\$7.10	0.00	\$2,622.72
020498	L & LMD No 89-1-C, ZONE 145	\$430.13	\$27.74	\$0.00	0.00	\$457.87
020499	Landscape & LMD #89-1-C, #102	\$2,609.91	\$5,561.99	\$0.00	0.00	\$8,171.90
020500	Landscape & LMD #89-1-C, #153	\$0.00	\$0.00	\$0.00	0.00	\$0.00
020501	Landscape & LMD #89-1-C, #157	\$7,121.46	\$3,579.52	\$0.00	0.00	\$10,700.98
020502	LANDSCAPE & LMD NO 89-1-C 152	\$0.00	\$0.00	\$0.00	0.00	\$0.00
020503	LANDSCAPE & LMD NO 89-1-C 101	\$861.21	\$0.20	\$31.41	0.00	\$830.00
020504	LANDSCAPE & LMD NO 89-1-C 103	\$1,317.37	\$0.28	\$0.00	0.00	\$1,317.65
020505	LANDSCAPE & LMD NO 89-1-C 104	\$0.00	\$0.00	\$0.00	0.00	\$0.00
020506	LANDSCAPE & LMD NO 89-1-C 154	\$915.82	\$0.20	\$13.17	0.00	\$902.85
020507	LANDSCAPE & LMD NO 89-1-C 155	\$465.22	\$190.69	\$0.00	0.00	\$655.91
020508	LANDSCAPE & LMD NO 89-1-C 161	\$0.00	\$0.00	\$0.00	0.00	\$0.00
020509	LANDSCP & LMD NO 89-1-C Z151E	\$0.14	\$0.00	\$0.00	0.00	\$0.14
020510	LANDSCP & LMD NO 89-1-C Z156E	\$0.09	\$0.00	\$0.00	0.00	\$0.09
020511	Landscape & LMD #89-1-C, ZN162	\$0.00	\$12,623.22	\$0.00	0.00	\$12,623.22
020512	Landscape & LMD #89-1-C,ZN 168	\$0.00	\$7,702.94	\$0.00	0.00	\$7,702.94
020513	Landscape & LMD 89-1C Zone 160	\$0.00	\$85.17	\$0.00	0.00	\$85.17
020514	Landscape & LMD 89-1C Zone 164	\$0.00	\$841.36	\$0.00	0.00	\$841.36
020515	Landscape & LMD 89-1C Zone 166	\$660.35	\$47.23	\$0.00	0.00	\$707.58
020516	Landscape & LMD 89-1C Zone 171	\$0.00	\$0.00	\$0.00	0.00	\$0.00
020517	Landscape & LMD 89-1C Zone 172	\$0.00	\$0.00	\$0.00	0.00	\$0.00
020518	Landscape & LMD 89-1C Zone 174	\$0.00	\$0.00	\$105.20	0.00	(\$105.20)
021000	CO STRUCTURES FIRE PROTE	\$2,008,327.28	\$13,522,301.93	\$14,146,565.03	0.00	\$1,384,064.18
021050	COMMUNITY ACTION AGENCY	\$751,997.49	\$459,380.64	\$564,134.62	0.00	\$647,243.51
021051	COMM ACTION PARTNRSHP OF RIV	\$0.00	\$0.00	\$0.00	0.00	\$0.00
021100	COMM DEV-DEPT OF INTERIO	\$108,074.67	\$1,348,425.36	\$1,548,742.78	0.00	(\$92,242.75)
021101	SINGLE FAMILY REV BOND	\$447,075.23	\$0.00	\$0.00	0.00	\$447,075.23
021107	SOUTHWEST MARKETING	\$27,559.11	\$105,148.49	\$55,693.29	0.00	\$77,014.31

Riverside County

Fund Summary Report

1/1/13 - 1/31/13

Fund	Fund Name	Balance Forward	Total Debits	Total Credits	Investments	Total
021108	USDA AG GRANT	\$532,604.01	\$113.40	\$17,413.13	0.00	\$515,304.28
021109	EDA SPECIAL PROJECTS	\$7,548,026.05	\$56,839.21	\$479,376.10	0.00	\$7,125,489.16
021111	EDA EECBG ARRA	\$357,108.71	\$45,876.50	\$402,985.21	0.00	\$0.00
021140	Community Center Administratio	\$53,216.31	\$21,891.32	\$178,693.54	0.00	(\$103,585.91)
021200	COUNTY FREE LIBRARY	\$18,997,012.22	\$5,960,143.16	\$2,087,051.14	0.00	\$22,870,104.24
021201	LIBRARY TRUST FUND	\$3,605,505.05	\$768.87	\$0.00	0.00	\$3,606,273.92
021202	FIRST 5 AWARD PROP 10	\$298,866.27	\$63.92	\$0.00	0.00	\$298,930.19
021203	Edward Dean Museum Administrat	(\$97,278.29)	\$7,270.11	\$20,628.32	0.00	(\$110,636.50)
021204	J Edward Eberle & Dean Stout M	\$0.00	\$0.00	\$0.00	0.00	\$0.00
021250	HOME PROGRAM TRUST FUND	\$169,303.22	\$19,532.24	\$181,774.78	0.00	\$7,060.68
021251	PI HOME PROGRAM FTHP	\$15,902.08	\$4,992.33	\$0.00	0.00	\$20,894.41
021270	CAL HOME PROGRAM	\$24,133.78	\$5.15	\$0.00	0.00	\$24,138.93
021300	HOMELESS HOUSING RELIEF FUND	\$1,003,947.82	\$1,221,064.41	\$407,850.54	0.00	\$1,817,161.69
021350	COMMUNITY DEVELOP PROG H	\$414,356.73	\$671,501.07	\$948,102.77	0.00	\$137,755.03
021351	COMMUNITY DEVELOPMENT TR	\$3,205.43	\$2,854.41	\$2,772.56	0.00	\$3,287.28
021352	RENTAL REHABILITATION PROGRAM	\$5,746.59	\$1.23	\$0.00	0.00	\$5,747.82
021353	COM DEVEL HOUSING LOAN FUND	\$1,070.47	\$1.55	\$0.00	0.00	\$1,072.02
021354	ECONOMICS DEVELOPMENT	\$77.78	\$0.01	\$0.00	0.00	\$77.79
021355	RDA HOME IMP PROG	\$182.34	\$0.04	\$0.00	0.00	\$182.38
021370	NEIGHBORHOOD STABILIZATION	\$225,601.56	\$22,578.67	\$245,661.71	0.00	\$2,518.52
021371	NSHP PROGRAM INCOME	\$479,695.32	\$564,316.15	\$745,356.77	0.00	\$298,654.70
021372	NSP State	\$477,485.08	\$98.52	\$0.00	0.00	\$477,583.60
021373	NSP-3rd Allocation	\$45.90	\$0.01	\$0.00	0.00	\$45.91
021374	NSP3-Program Income	\$1,292,152.45	\$267,142.62	\$578,944.39	0.00	\$980,350.68
021375	Fannie Mae Grant	\$10,009.07	\$2.18	\$0.00	0.00	\$10,011.25
021450	OFFICE ON AGING-TITLE IV	(\$1,524,759.48)	\$1,287,525.76	\$1,192,400.95	0.00	(\$1,429,634.67)
021451	AGING NUTR PROJ INCOME	\$184,521.07	\$329.14	\$565.49	0.00	\$184,284.72
021453	HANDICAPPED PARKING FEES	\$883,146.95	\$6,147.83	\$272.00	0.00	\$889,022.78
021550	WORKFORCE DEVELOPMENT	\$746,126.38	\$3,000,497.92	\$2,719,305.47	0.00	\$1,027,318.83
021750	BIO-TERRORISM PREP.	\$3,455,545.66	\$1,234.03	\$253,705.59	0.00	\$3,203,074.10
021760	HOSP PREP PROG ALLOCATION	(\$483,709.85)	\$310.34	\$98,319.50	0.00	(\$581,719.01)
021770	CDC PHER H1N1 ALLOCATION	\$74,555.08	\$15.93	\$0.00	0.00	\$74,571.01
021780	HOSP PREP PROG H1N1 ALLOCATION	\$47,368.81	\$10.10	\$0.00	0.00	\$47,378.91
022000	RIDESHARE	\$23,663.07	\$236,050.26	\$209,185.43	0.00	\$50,527.90
022050	AD CFD ADMIN01982 ACT	\$1,616,377.25	\$331.12	\$50,939.51	0.00	\$1,565,768.86
022100	AIRPORT	\$1,352,899.99	\$430,960.34	\$312,721.35	0.00	\$1,471,138.98
022200	RIV CO NATIONAL DATE FES	\$569,898.88	\$347,527.03	\$388,374.70	0.00	\$549,051.21

Riverside County

Fund Summary Report

1/1/13 - 1/31/13

Fund	Fund Name	Balance Forward	Total Debits	Total Credits	Investments	Total
022250	RIVERSIDE CAL ID	\$1,120,520.84	\$485,893.83	\$309,656.59	0.00	\$1,296,758.08
022251	RIV CAL-ID FORENSIC LAB FUND	\$72,313.23	\$7,394.22	\$0.00	0.00	\$79,707.45
022252	CAL AFIS	\$4,397,034.71	\$36,730.02	\$0.00	0.00	\$4,433,764.73
022253	CAL AFIS SB720	\$1,751,839.33	\$0.00	\$0.00	0.00	\$1,751,839.33
022300	AB2766 SHER BILL	\$441,835.89	\$5,029.62	\$156,951.97	0.00	\$289,913.54
022301	MOJAVE DESERT AB 2766 FUNDS	\$51,897.35	\$0.00	\$0.00	0.00	\$51,897.35
022350	SPECIAL AVIATION FUNDS	\$2,106,899.04	\$435.63	\$124,687.29	0.00	\$1,982,647.38
022400	SUPERVISORIAL ROAD DISTR	\$1,822,801.61	\$150,768.71	\$0.00	0.00	\$1,973,570.32
022430	Health and Juvenile Services F	\$102,974.54	\$816,950.93	\$315,238.00	0.00	\$604,687.47
022450	WC-MSHCP PLAN	\$3,191,096.60	\$637.96	\$130,000.00	0.00	\$3,061,734.56
022451	HABITAT/ENVIRONMENTAL MITIGATI	\$493,190.63	\$105.17	\$0.00	0.00	\$493,295.80
022500	U S GRAZING FEES	\$17,296.62	\$0.00	\$0.00	0.00	\$17,296.62
022570	Geographical Information Syste	\$744,793.88	\$182,735.68	\$377,928.92	0.00	\$549,600.64
022650	AIRPORT LAND USE COMMISSION	\$509,261.05	\$69,524.00	\$25,897.15	0.00	\$552,887.90
022701	PROP 10	\$192,199.48	\$40.99	\$0.00	0.00	\$192,240.47
022702	PROP 10	\$197,472.58	\$42.11	\$0.00	0.00	\$197,514.69
022703	PROP 10	\$783,065.88	\$166.98	\$0.00	0.00	\$783,232.86
022704	PROP10 CHDP TREATMENT PROGRAM	\$123,048.60	\$26.24	\$0.00	0.00	\$123,074.84
022705	PROP 10	\$367,294.33	\$78.33	\$0.00	0.00	\$367,372.66
022800	IHSS PUBLIC AUTHORITY	\$972,040.60	\$469,904.41	\$239,778.00	0.00	\$1,202,167.01
022820	DNA ID FUND	\$819,463.06	\$184,259.79	\$0.00	0.00	\$1,003,722.85
022900	PERRIS VALLEY CEMETERY DIST	\$719,380.14	\$71,449.62	\$34,858.16	0.00	\$755,971.60
023000	FRANCHISE AREA 8 ASSESSMENT	\$6,105.53	\$407,853.01	\$407,848.46	0.00	\$6,110.08
023010	CSA ADMINISTRATION	\$422,688.85	\$56,730.46	\$223,019.33	0.00	\$256,399.98
023025	COUNTY SERVICE AREA #1	\$56,159.57	\$1,183.41	\$262.27	0.00	\$57,080.71
023100	COUNTY SERVICE AREA #13	\$50,608.46	\$1,287.44	\$393.69	0.00	\$51,502.21
023125	COUNTY SERVICE AREA #15	\$152,227.24	\$2,110.62	\$1,112.22	0.00	\$153,225.64
023200	COUNTY SERVICE AREA #21	\$96,226.73	\$2,406.25	\$589.86	0.00	\$98,043.12
023225	COUNTY SERVICE AREA #22	\$28,797.62	\$5,874.91	\$2,281.92	0.00	\$32,390.61
023300	COUNTY SERVICE AREA #27	\$114,349.70	\$9,194.00	\$4,242.59	0.00	\$119,301.11
023350	COUNTY SERVICE AREA #33	\$0.00	\$0.00	\$0.00	0.00	\$0.00
023375	COUNTY SERVICE AREA #36	\$141,899.41	\$86,917.43	\$29,277.59	0.00	\$199,539.25
023400	COUNTY SERVICE AREA #38	\$614,367.99	\$61,399.45	\$212.00	0.00	\$675,555.44
023425	COUNTY SERVICE AREA #41	\$1,350,875.05	\$1,926.87	\$35.00	0.00	\$1,352,766.92
023450	CSA #41B NIMEADOWBROOK	\$81,145.62	\$17.30	\$0.00	0.00	\$81,162.92
023475	COUNTY SERVICE AREA #43	\$49,067.05	\$6,616.76	\$2,225.89	0.00	\$53,457.92
023500	COUNTY SERVICE AREA #47	\$83,271.44	\$1,675.92	\$437.12	0.00	\$84,510.24

Riverside County

Fund Summary Report

1/1/13 - 1/31/13

Fund	Fund Name	Balance Forward	Total Debits	Total Credits	Investments	Total
023525	COUNTY SERVICE AREA #51	\$182,376.39	\$207,802.78	\$43,891.83	0.00	\$346,287.34
023575	COUNTY SERVICE AREA #53	\$17,161.12	\$2,048.96	\$278.01	0.00	\$18,932.07
023600	COUNTY SERVICE AREA #59	\$47,699.53	\$1,195.52	\$439.56	0.00	\$48,455.49
023625	COUNTY SERVICE AREA #60	\$289,444.28	\$31,687.28	\$89,858.05	0.00	\$231,273.51
023650	COUNTY SERVICE AREA #67	\$47,082.29	\$477.14	\$0.00	0.00	\$47,559.43
023675	COUNTY SERVICE AREA #69	\$115,480.60	\$26,689.08	\$20,622.69	0.00	\$121,546.99
023700	COUNTY SERVICE AREA #70	\$408,420.47	\$8,094.06	\$4,033.16	0.00	\$412,481.37
023725	COUNTY SERVICE AREA #72	\$5,725.09	\$196.72	\$0.00	0.00	\$5,921.81
023750	COUNTY SERVICE AREA #73	\$3,020.52	\$106.23	\$0.00	0.00	\$3,126.75
023775	COUNTY SERVICE AREA #80	\$63,806.90	\$12,715.66	\$7,948.14	0.00	\$68,574.42
023800	COUNTY SERVICE AREA #82	\$4,459.60	\$64.26	\$0.00	0.00	\$4,523.86
023825	COUNTY SERVICE AREA #84	\$484,355.87	\$46,846.59	\$6,241.76	0.00	\$524,960.70
023850	COUNTY SERVICE AREA #85	\$152,017.29	\$60,041.46	\$10,685.35	0.00	\$201,373.40
023875	COUNTY SERVICE AREA #86	\$0.00	\$0.00	\$0.00	0.00	\$0.00
023900	COUNTY SERVICE AREA #87	\$89,570.01	\$13,730.51	\$4,481.27	0.00	\$98,819.25
023925	COUNTY SERVICE AREA #89	\$10,497.56	\$12,020.08	\$0.00	0.00	\$22,517.64
023950	COUNTY SERVICE AREA #91	\$607,993.36	\$71,693.48	\$7,112.19	0.00	\$672,574.65
023975	COUNTY SERVICE AREA #92	\$8,328.44	\$42.46	\$0.00	0.00	\$8,370.90
024000	COUNTY SERVICE AREA #93	\$75.95	\$0.00	\$0.00	0.00	\$75.95
024025	COUNTY SERVICE AREA #94	\$4,002.27	\$410.01	\$186.98	0.00	\$4,225.30
024050	COUNTY SERVICE AREA #97	\$730.86	\$32,443.92	\$0.33	0.00	\$33,174.45
024075	COUNTY SERVICE AREA #103	\$588.67	\$189,636.26	\$0.35	0.00	\$190,224.58
024100	COUNTY SERVICE AREA #104	\$480,767.41	\$53,767.42	\$0.00	0.00	\$534,534.83
024125	COUNTY SERVICE AREA #105	\$422,046.74	\$27,142.19	\$341.33	0.00	\$448,847.60
024150	COUNTY SERVICE AREA #108	\$530,989.52	\$10,418.06	\$0.00	0.00	\$541,407.58
024175	COUNTY SERVICE AREA #113	\$88,337.28	\$4,760.74	\$87.41	0.00	\$93,010.61
024200	COUNTY SERVICE AREA #11	\$17,363.35	\$7,875.70	\$168.23	0.00	\$25,070.82
024225	COUNTY SERVICE AREA #117	\$74,296.45	\$13,816.13	\$3,455.03	0.00	\$84,657.55
024250	COUNTY SERVICE AREA #121	\$449,412.92	\$47,970.93	\$5,640.74	0.00	\$491,743.11
024275	COUNTY SERVICE AREA #124	\$275,432.20	\$5,115.06	\$0.00	0.00	\$280,547.26
024300	COUNTY SERVICE AREA #125	\$78,559.07	\$6,084.18	\$0.00	0.00	\$82,493.08
024325	COUNTY SERVICE AREA #126	\$209,419.33	\$101,147.26	\$19,288.12	0.00	\$291,278.47
024350	COUNTY SERVICE AREA #128	\$300,391.33	\$16,832.39	\$0.00	0.00	\$317,223.72
024375	CSA #128 (WEST SIDE)	\$53,692.33	\$11.23	\$0.00	0.00	\$53,703.56
024400	COUNTY SERVICE AREA #132	\$35,375.77	\$75,994.76	\$26,306.71	0.00	\$85,063.82
024425	COUNTY SERVICE AREA #134	\$540,329.20	\$516,701.89	\$132,346.01	0.00	\$924,685.08
024450	COUNTY SERVICE AREA #135	\$17,228.67	\$6,246.32	\$2,624.78	0.00	\$20,850.21

Riverside County

Fund Summary Report

1/1/13 - 1/31/13

Fund	Fund Name	Balance Forward	Total Debits	Total Credits	Investments	Total
024475	COUNTY SERVICE AREA #138	\$0.00	\$0.00	\$0.00	0.00	\$0.00
024500	COUNTY SERVICE AREA #139	\$6,629.67	\$1.41	\$0.00	0.00	\$6,631.08
024525	COUNTY SERVICE AREA #142	\$29,819.68	\$5,824.73	\$1,280.89	0.00	\$34,363.52
024550	COUNTY SERVICE AREA #143	\$1,935,059.32	\$1,047,742.22	\$204,120.75	0.00	\$2,778,680.79
024575	COUNTY SERVICE AREA #145	\$58,592.48	\$1,163.55	\$24.00	0.00	\$59,732.03
024600	CSA#149 WINE COUNTRY	\$671,184.08	\$153,337.75	\$0.00	0.00	\$824,521.83
024625	CSA 152 NPDES	\$3,198,481.40	\$1,061,469.47	\$364,158.28	0.00	\$3,895,792.59
024630	LMC 2006-1 WILDOMAR	\$122.01	\$0.03	\$0.00	0.00	\$122.04
024675	CSA #153 MOUNTAIN PLATEAU	\$3,544.75	\$0.76	\$0.00	0.00	\$3,545.51
024800	CO SERVICE AREA#146	\$38,853.49	\$4,673.65	\$292.17	0.00	\$43,234.97
024825	CSA#149 WINE COUNTRY BEAUTIF	\$93,232.08	\$51,381.56	\$3,548.85	0.00	\$141,064.79
024850	CSA#152 CAJALCO CORRIDOR	\$0.00	\$0.00	\$0.00	0.00	\$0.00
024875	CSA #152 SPORTS PARK	\$1,362,166.78	\$263,077.80	\$85,711.87	0.00	\$1,539,532.71
025000	RDA LOW-MOD SET ASIDE	\$22,179,309.01	\$68,522.35	\$19,579,701.91	0.00	\$2,668,129.45
025110	ZONE 1 CONST/MAINT/ADM	\$19,562,662.54	\$2,074,254.23	\$780,712.41	0.00	\$20,856,204.36
025111	SAN SEVAINE CHANNEL	\$160.66	\$0.04	\$0.00	0.00	\$160.70
025112	ZONE 1 AREA DRAINAGE PLANS	\$1,298,745.80	\$276.95	\$0.00	0.00	\$1,299,022.75
025120	ZONE 2 CONST/MAINT/ADM	\$59,197,896.58	\$3,114,752.50	\$720,589.83	0.00	\$61,592,059.25
025122	ZONE 2 AREA DRAINAGE PLANS	\$3,689,632.29	\$4,983.31	\$0.00	0.00	\$3,694,615.60
025130	ZONE 3 CONST/MAINT/ADM	\$13,163,599.57	\$601,173.62	\$614,345.39	0.00	\$13,150,427.80
025132	ZONE 3 AREA DRAINAGE PLANS	\$1,825.60	\$0.39	\$0.00	0.00	\$1,825.99
025140	ZONE 4 CONST/MAINT/ADM	\$60,838,413.25	\$4,249,335.27	\$926,732.14	0.00	\$64,161,016.38
025142	ZONE 4 AREA DRAINAGE PLANS	\$8,958,498.64	\$76,395.71	\$1,250,000.00	0.00	\$7,784,894.35
025143	HOMELAND/ROMOLAND LAND ACQUIS.	\$3,525,809.02	\$710.39	\$0.00	0.00	\$3,526,519.41
025144	HOMELAND/ROMOLAND	\$46.77	\$0.00	\$9.24	0.00	\$37.53
025150	ZONE 5 CONST/MAINT/ADM	\$12,904,721.93	\$659,712.10	\$1,087,596.63	0.00	\$12,476,837.40
025160	ZONE 6 CONST/MAINT/ADM	\$23,144,893.26	\$980,173.01	\$455,101.74	0.00	\$23,669,964.53
025170	ZONE 7 CONST/MAINT/ADM	\$24,899,236.15	\$934,846.34	\$271,875.23	0.00	\$25,562,207.26
025171	ZONE 7 - MAINTENANCE	\$1,403,306.66	\$299.25	\$0.00	0.00	\$1,403,605.91
025172	ZONE 7 AREA DRAINAGE PLANS	\$8,060,160.63	\$1,716.35	\$0.00	0.00	\$8,061,876.98
025173	TEMECULA/PECHANGA RESTORATION	\$556,981.46	\$118.78	\$0.00	0.00	\$557,100.24
025174	WOLF VALLEY CREEK CH-ENDOWMENT	\$505,401.78	\$107.77	\$0.00	0.00	\$505,509.55
025180	NPDES - WHITEWATER	\$673,269.36	\$142,639.47	\$68,258.85	0.00	\$747,649.98
025190	NPDES - SANTA ANA	\$4,345,665.53	\$1,127,811.86	\$330,182.13	0.00	\$5,143,295.26
025200	NPDES - SANTA MARGARITA	\$927,846.15	\$231,930.56	\$92,135.63	0.00	\$1,067,641.08
025400	REGIONAL PARK/OPEN SPACE	\$921,400.95	\$1,646,730.95	\$1,536,543.28	0.00	\$1,031,588.62
025401	HISTORICAL COMMISSION	\$26,724.02	\$23.86	\$0.00	0.00	\$26,747.88

Riverside County

Fund Summary Report

1/1/13 - 1/31/13

Fund	Fund Name	Balance Forward	Total Debits	Total Credits	Investments	Total
025420	RECREATION	(\$436,295.24)	\$587,047.91	\$187,506.17	0.00	(\$36,753.50)
025430	HABITAT & OPEN-SPACE MGMT	\$458,342.37	\$230,091.21	\$28,958.76	0.00	\$659,474.82
025440	OFF-HIGHWAY VEHICLE MGMT	\$17,698.25	\$115,480.96	\$102,466.51	0.00	\$30,712.70
025500	COUNTY FISH & GAME	\$13,264.15	\$323.37	\$0.00	0.00	\$13,587.52
025510	RESIDENCE UTILITY TRUST FUND	\$310,620.69	\$5,666.02	\$4,633.98	0.00	\$311,652.73
025520	ARUNDO TRUST FUND	\$1,084,555.48	\$51,535.31	\$38,812.19	0.00	\$1,097,278.60
025521	HABITAT-OPEN SPACE MANAGEMENT	\$670,212.34	\$142.93	\$0.00	0.00	\$670,355.27
025522	OFF ROAD VEHICLE MANAGEMENT	\$622,677.00	\$132.78	\$64,525.78	0.00	\$558,284.00
025535	NATURAL RESOURCE EDUCATION	\$215,786.41	\$46.02	\$100,000.00	0.00	\$115,832.43
025540	MULTI-SPECIES RESERVE	\$179,950.59	\$99.96	\$125,260.92	0.00	\$54,789.63
025550	SANTA ANA MITIGATION	\$4,031,202.54	\$1,025.12	\$9,084.74	0.00	\$4,023,142.92
025590	MSHCP RESERVE MANAGEMENT	\$989,456.09	\$80,694.66	\$559,003.33	0.00	\$511,147.42
025800	RIV CO CHILDREN & FAMILIES COM	\$45,097,289.97	\$1,347,570.64	\$3,411,505.12	0.00	\$43,033,355.49
025804	SCHOOL READINESS	\$15,605.21	\$0.00	\$261.68	0.00	\$15,343.53
025806	Child Signature Program	(\$15,635.01)	\$0.00	\$9,419.02	0.00	(\$25,054.03)
025807	CARES Plus	(\$129,571.93)	\$0.00	\$4,647.41	0.00	(\$134,219.34)
030000	ACCUMULATIVE CAPITAL OUT	\$1,503,234.00	\$153,403.10	\$153,403.10	0.00	\$1,503,234.00
030100	CAPITAL CONST ANDLAND	(\$3,835,361.24)	\$2,559,985.89	\$1,441,638.96	0.00	(\$2,717,014.31)
030101	THOUSAND PALMS ANIMAL SHELTER	\$7,520.02	\$1.60	\$0.00	0.00	\$7,521.62
030102	BLTYHE ANIMAL SHELTER	\$248,170.29	\$53.37	\$7,134.30	0.00	\$241,089.36
030103	COVE COMM. SHERIFF STATION	\$125,215.60	\$26.45	\$0.00	0.00	\$125,242.05
030104	Indio Jail Expansion-AB900	\$13,391.98	\$20.54	\$1,181,002.95	0.00	(\$1,167,590.43)
030105	Van Horn Youth Treatment/EC	(\$226,518.54)	\$318,996.10	\$177,173.64	0.00	(\$84,696.08)
030120	COUNTY TOBACCO SECURITIZATION	\$19.75	\$0.00	\$0.00	0.00	\$19.75
030121	REIMBURSEMENT FOR HUB JAIL CON	\$30,730,891.70	\$6,659.82	\$10,558.15	0.00	\$30,726,993.37
030300	FIRE PROTECTION-CAPITAL PROJ	\$729,516.13	\$0.00	\$198.69	0.00	\$729,317.44
030301	FIRE PROTECTION TRUST	\$2,653.19	\$0.57	\$4,238.44	0.00	(\$1,584.68)
030302	DEV AGRMNT #20	\$0.04	\$0.00	\$0.00	0.00	\$0.04
030500	DEV IMPACT FEE OPERATION FUND	(\$151.89)	\$1,808.39	\$500.94	0.00	\$1,155.56
030501	COUNTY WIDE PUBLIC FACILITIES	\$19,511,472.81	\$10,720.97	\$58,766.99	0.00	\$19,463,426.79
030502	EASTERN RIV CO TRAFFICE SIGNAL	\$2,368,389.98	\$528.76	\$0.00	0.00	\$2,368,918.74
030503	WESTERN RIV CO TRAFFICE SIGNAL	\$9,083,061.58	\$7,029.69	\$0.00	0.00	\$9,090,091.27
030504	EASTERN RIV CO FIRE FAC	\$941,514.78	\$200.63	\$0.00	0.00	\$941,715.41
030505	WESTERN RIV CO FIRE	\$16,831,477.31	\$11,855.05	\$58,257.79	0.00	\$16,785,074.57
030507	ROADS, BRIDGES IMP FUND/JURUPA	\$881,008.47	\$187.88	\$0.00	0.00	\$881,196.35
030508	ROADS, BRIDGES COACHELLA VALLEY	\$3,115,020.10	\$664.50	\$0.00	0.00	\$3,115,684.60
030509	RBIAP3	\$139.93	\$0.03	\$0.00	0.00	\$139.96

Riverside County Fund Summary Report 1/1/13 - 1/31/13

Fund	Fund Name	Balance Forward	Total Debits	Total Credits	Investments	Total
030511	WOODCREST ROADS,BRIDGES	\$419,020.37	\$61,073.68	\$58,766.99	0.00	\$421,327.06
030512	ROADS, BRIDGES TEMESCAL CANYON	\$1,366,038.70	\$553.64	\$0.00	0.00	\$1,366,592.34
030513	ROADS, BRIDGES EASTVALE	\$1,738,112.44	\$487.02	\$0.00	0.00	\$1,738,599.46
030514	RECHE CANYON ROADS/BRIDGES	\$190.20	\$0.04	\$0.00	0.00	\$190.24
030515	ROADS, BRIDGES SAN JACINTO	\$289,685.02	\$186.74	\$0.00	0.00	\$289,871.76
030516	RBI-AT9	\$436.89	\$0.09	\$0.00	0.00	\$436.98
030517	ROADS AND BRIDGES IMPROV	\$404,543.91	\$86.27	\$0.00	0.00	\$404,630.18
030518	LAKEVIEW/NUJEO ROADS, BRIDGES	\$544,702.62	\$116.12	\$0.00	0.00	\$544,818.74
030519	SUM CITY MAJ IMPROV FUND	\$4,937,054.88	\$1,052.82	\$0.00	0.00	\$4,938,107.70
030520	BRIDGES, IMPROV FUND	\$377,907.24	\$80.59	\$0.00	0.00	\$377,987.83
030521	ROAD, BRIDGES, MAJ IMPROV FUND	\$1,142,953.19	\$2,413.83	\$0.00	0.00	\$1,145,367.02
030522	PALO VERDE VALLEY ROADS AND BR	\$61,625.24	\$13.14	\$0.00	0.00	\$61,638.38
030523	ROADS, BRIDGES,MAJ IMP MEAD VA	\$1,115,395.99	\$237.84	\$0.00	0.00	\$1,115,633.83
030524	COACHELLA MAJ IMPROV FUND	\$857,074.50	\$182.77	\$0.00	0.00	\$857,257.27
030525	ROAD, BRIDGES SW AREA	\$1,883,746.09	\$853.84	\$0.00	0.00	\$1,884,599.93
030526	EASTVALE COMM CENTER PARK	\$1,365,044.21	\$291.10	\$0.00	0.00	\$1,365,335.31
030527	EASTERN RIV CO REG PARK FAC	\$58,629.35	\$12.43	\$0.00	0.00	\$58,641.78
030528	WEST RIV CC REG PARK	\$6,203,490.74	\$7,928.99	\$0.00	0.00	\$6,211,419.73
030530	ROADS, BRIDGES SANGORGONIO PAS	\$353,690.10	\$75.42	\$0.00	0.00	\$353,765.52
030531	PALO VERDE COMM PARK FAC	\$427.03	\$0.09	\$0.00	0.00	\$427.12
030532	WOODCREST COMM CENTER PARK	\$0.00	\$0.00	\$0.00	0.00	\$0.00
030533	WESTERN RIV CO REG FAC FUND	\$8,383,009.66	\$5,485.93	\$0.00	0.00	\$8,388,495.59
030534	COACHELLA COMM PARK FAC FUND	\$43,665.59	\$9.31	\$0.00	0.00	\$43,674.90
030535	PARK FAC FUND	\$195,046.25	\$317.70	\$15,621.18	0.00	\$179,742.77
030536	TEMESCAL CANYON PARK FAC	\$17,263.61	\$153.15	\$0.00	0.00	\$17,416.76
030537	FLOOD CONTROL	\$907,224.76	\$193.47	\$0.00	0.00	\$907,418.23
030538	FLOOD CONTROL FAC FUND SAN JAC	\$7,120.16	\$662.34	\$0.00	0.00	\$7,782.50
030539	EASTERN RIV REG FAC FUND	\$1,154,958.54	\$246.25	\$0.00	0.00	\$1,155,204.79
030540	MEAD VALLEY FLOOD CONT FAC	\$241,181.75	\$51.43	\$0.00	0.00	\$241,233.18
030541	FLOOD CONTROL FAC SAN GORG	\$2,222.74	\$0.47	\$0.00	0.00	\$2,223.21
030542	WESTERN CO LIBRARY BOOK FUND	\$3,420,666.71	\$4,718.18	\$0.00	0.00	\$3,425,384.89
030543	EASTERN CO LIBRARY BOOK FUND	\$6,801.20	\$1.41	\$0.00	0.00	\$6,802.61
030544	EASTERN RIVERSIDE CO PUBLIC FA	\$3,024,145.79	\$644.76	\$0.00	0.00	\$3,024,790.55
030545	WESTERN RIVERSIDE CO PUBLIC FA	\$6,930,862.44	\$9,084.63	\$0.00	0.00	\$6,939,947.07
030547	INTERIM OPEN SPACE MITIGATION	\$159,349.20	\$33.98	\$0.00	0.00	\$159,383.18
030550	107 CDM-PF-SD-4	\$254,176.03	\$54.21	\$0.00	0.00	\$254,230.24
030553	104 DA-HC-SD-1	\$2,865.87	\$0.61	\$0.00	0.00	\$2,866.48

Riverside County Fund Summary Report 1/1/13 - 1/31/13

Fund	Fund Name	Balance Forward	Total Debits	Total Credits	Investments	Total
030554	105 DA-HC-SD-2	\$1,687.57	\$0.36	\$0.00	0.00	\$1,687.93
030555	106 DA-HC-SD-3	\$1,937.45	\$0.41	\$0.00	0.00	\$1,937.86
030556	DA-PF-SD-1	\$170,775.91	\$36.42	\$0.00	0.00	\$170,812.33
030557	105 DA-PF-SD-2	\$214,006.30	\$45.64	\$0.00	0.00	\$214,051.94
030558	106 DA-PF-SD-3	\$193,275.91	\$35.61	\$0.00	0.00	\$193,311.52
030559	107 DA-PF-SD-4	\$151,120.82	\$32.23	\$0.00	0.00	\$151,153.05
030560	108 DA-PF-SD-5	\$20.91	\$0.00	\$0.00	0.00	\$20.91
030561	103 DA-PS-COW	\$64,785.75	\$12.31	\$0.00	0.00	\$64,798.06
030562	104 DA-RP-SD-1	\$7,569.00	\$1.62	\$0.00	0.00	\$7,570.62
030563	105 DA-RP-SD-2	\$213.97	\$0.04	\$0.00	0.00	\$214.01
030564	106 DA-RP-SD-3	\$198,245.58	\$42.28	\$0.00	0.00	\$198,287.86
030565	104 DA-RT-SD-1	\$3,312.73	\$0.70	\$0.00	0.00	\$3,313.43
030566	105 DA-RT-SD-2	\$319.19	\$0.07	\$0.00	0.00	\$319.26
030567	106 DA-RT-SD-3	\$8,661.95	\$1.85	\$0.00	0.00	\$8,663.80
030568	CC/PF/AP13	\$387.10	\$0.08	\$0.00	0.00	\$387.18
030700	CAPITAL IMPROV PROGRAM	\$23,658,719.81	\$5,104.92	\$399,181.74	0.00	\$23,264,642.99
030701	PALM DESERT FINANCING	\$0.00	\$0.00	\$0.00	0.00	\$0.00
030702	Regional Projects	\$0.00	\$0.00	\$0.00	0.00	\$0.00
031035	2005 A CAP IMP FAMILY LAW/CONS	\$0.00	\$0.00	\$0.00	0.00	\$0.00
031045	2006A CAPITAL IMPROVEMENT PROJ	\$0.00	\$0.00	\$0.00	0.00	\$0.00
031055	2012 CAC REFUND CAP PROJ FUND	\$0.00	\$0.00	\$0.00	0.00	\$0.00
031065	2012 Public Fin Auth Cap	\$0.00	\$0.00	\$0.00	0.00	\$0.00
031115	2012 Series A & B Hospital Ref	\$0.00	\$0.00	\$0.00	0.00	\$0.00
031540	CAPITAL IMP FUND/REDEV AGENCY	\$13,203,013.74	\$1,045,723.70	\$0.00	0.00	\$14,248,737.44
031541	Sycamore Canyon Redev Project	\$3,679,771.08	\$1,101,239.88	\$2,929,377.62	0.00	\$1,851,633.34
031542	Moreno Valley Redev Project	\$35,666.26	\$1,915,616.60	\$0.00	0.00	\$1,951,282.86
031543	Palm Desert Redev Projects	\$4,978,195.88	\$5,820,469.40	\$1,161,591.18	0.00	\$9,637,074.10
031550	CSA#143 QUIMBY FEE	\$729,477.52	\$155.76	\$10,058.22	0.00	\$719,575.06
031555	CSA #145 QUIMBY	\$1,431,638.10	\$305.30	\$0.00	0.00	\$1,431,943.40
031560	CSA #152 ZONE A	\$1,133,924.89	\$241.81	\$0.00	0.00	\$1,134,166.70
031570	CSA #152 ZONE B	\$3,309,948.25	\$705.84	\$0.00	0.00	\$3,310,654.09
031600	MENIFEE RD & BRIDGE BENE DIST	\$7,582,905.36	\$1,650.63	\$508,945.61	0.00	\$7,075,610.38
031610	STHWST AREA RD&BRIDGE BENEFIT	\$9,310,308.87	\$53,788.39	\$142,065.53	0.00	\$9,222,031.73
031630	TRAFFIC SIGNAL MITIGATION	\$0.00	\$0.00	\$0.00	0.00	\$0.00
031631	TRAFFIC SIGNAL MITIGATION	\$84,261.10	\$17.97	\$0.00	0.00	\$84,279.07
031632	SIGNAL MITIGATION SSA2	\$0.00	\$0.00	\$0.00	0.00	\$0.00
031633	SIGNAL MITIGATION SSA 3	\$0.00	\$0.00	\$0.00	0.00	\$0.00

Riverside County

Fund Summary Report

1/1/13 - 1/31/13

Fund	Fund Name	Balance Forward	Total Debits	Total Credits	Investments	Total
031634	SIGNAL MITIGATION SS4	\$484,081.38	\$104.80	\$26,631.16	0.00	\$457,555.02
031635	SIGNAL MITIGATION SS5	\$0.00	\$0.00	\$0.00	0.00	\$0.00
031640	JURUPA R&B BENEFIT DISTRICT	\$18,314,532.25	\$3,912.29	\$27,708.39	0.00	\$18,290,736.15
031650	DA DIF CONSOLIDATED AREA PLAN	\$2,468,429.98	\$66,868.32	\$877,233.50	0.00	\$1,658,064.80
031680	DEVELOPER AGREEMENTS	\$365,530.86	\$77.95	\$0.00	0.00	\$365,608.81
031681	DEVELOPER AGREEMENT DIST 1	\$1,183,028.84	\$252.28	\$0.00	0.00	\$1,183,281.12
031682	DEVELOPER AGREEMENTS DIST 2	\$3,049.39	\$0.65	\$0.00	0.00	\$3,050.04
031683	DEVELOPER AGREEMENTS DIST 3	\$193,306.46	\$41.22	\$0.00	0.00	\$193,347.68
031684	DEVELOPER AGREEMENTS DIST 4	\$0.00	\$0.00	\$0.00	0.00	\$0.00
031685	DEVELOPER AGREEMENT DIST 5	\$0.00	\$0.00	\$0.00	0.00	\$0.00
031690	SIGNAL MITIGATION	\$0.00	\$0.00	\$0.00	0.00	\$0.00
031691	SIGNAL MITIGATION	\$94,787.32	\$25.78	\$81,098.32	0.00	\$13,714.78
031692	SIGNAL MITIGATION	\$201,436.45	\$56,729.17	\$186,712.61	0.00	\$71,453.01
031693	SCOTT ROAD	\$1,303,409.51	\$278.62	\$2,100.44	0.00	\$1,301,587.69
031740	LAKEVIEW/NUOVO ROAD AND BRIDGE	\$0.00	\$0.00	\$0.00	0.00	\$0.00
032700	REDEVELOPMENT CAPITAL PROJECTS	\$13,675,282.29	\$1,786,995.14	\$15,461,869.43	0.00	\$408.00
032710	MITIGATION PROJECTS	\$126,008.75	\$70,000.00	\$0.00	0.00	\$196,008.75
032720	CSA126 QUIMBY	\$73,629.91	\$15.71	\$0.00	0.00	\$73,645.62
032730	CSA146 QUIMBY	\$59,989.93	\$12.79	\$0.00	0.00	\$60,002.72
032740	CSA152 CAJALCO CORRIDOR QUIMBY	\$2,007,445.95	\$428.08	\$0.00	0.00	\$2,007,874.03
032750	WOODCREST LIBRARY PROJECT	\$0.90	\$0.00	\$0.00	0.00	\$0.90
032800	U.S. DISTRICT COURT PROJ.	\$0.00	\$0.00	\$0.00	0.00	\$0.00
033000	FC CAPITAL PROJECT	\$29,329.52	\$200,007.42	\$44,020.21	0.00	\$185,316.73
033100	PARK ACQUISITION & DEVEL	\$1,196,667.55	\$500,255.18	\$0.00	0.00	\$1,696,922.73
033110	PROP 40 CAP DEV PARKS	\$1,440,452.26	\$307.08	\$0.00	0.00	\$1,440,759.34
033120	DEVELOPERIMPACT FEES PARKS	\$0.00	\$0.00	\$0.00	0.00	\$0.00
033121	WEST COUNTY PARKS	\$482,020.30	\$97,554.05	\$152,097.03	0.00	\$427,477.32
033122	EASTCO PARKS - DIF	\$476,426.87	\$101.60	\$0.00	0.00	\$476,528.47
033123	TRAILS WEST CO PARKS	\$790,144.07	\$247.80	\$376,661.37	0.00	\$413,730.50
033124	TRAILS EAST CO PAKES - DIF	\$7,352.94	\$1.56	\$0.00	0.00	\$7,354.50
033150	PARK ACQUISITION A C O	\$781,567.15	\$176.73	\$37,780.41	0.00	\$743,963.47
033160	SAR PARKWAY PRADO DAM TRAIL	\$2,925,004.17	\$623.75	\$0.00	0.00	\$2,925,627.92
033170	Prop 50 River Parkways Grant	\$197,471.10	\$42.21	\$0.00	0.00	\$197,513.31
033200	COMMUNITY /COUNTY PARKS	\$652,475.64	\$40,889.19	\$8,535.48	0.00	\$684,829.35
033300	INLAND EMPIRE TOBACCO SECURITI	\$0.00	\$0.00	\$0.00	0.00	\$0.00
033500	PSEC 800 MHRADIO PROJECT	\$760,227.46	\$115,575.95	\$457,606.33	0.00	\$418,197.08
033600	INTEGRATED PROP TAX MGMT SYS	\$7,831,776.21	\$2,272,050.17	\$2,013,180.13	0.00	\$8,090,646.25

Riverside County

Fund Summary Report

1/1/13 - 1/31/13

Fund	Fund Name	Balance Forward	Total Debits	Total Credits	Investments	Total
033700	2008 A PALM DESERT FINFAC PROJ	\$0.00	\$0.00	\$0.00	0.00	\$0.00
035000	PENSION OBLIGATION BONDS	\$2,864,684.48	\$2,396,320.76	\$159.01	0.00	\$5,260,846.23
035100	PENSION LIABILITY MANAGEMENT	\$763,336.59	\$226,569.67	\$207,920.64	0.00	\$781,985.62
035900	CORAL	\$762,783.63	\$8,583,376.32	\$686,789.84	0.00	\$8,659,370.11
036000	RIVERSIDE CO CENTER ANNEX	\$0.00	\$0.00	\$0.00	0.00	\$0.00
036120	DESERT FAC CORP NON COUNTY FND	\$0.00	\$0.00	\$0.00	0.00	\$0.00
036160	2005 B HISTORIC COURTHOUSE	\$0.00	\$0.00	\$0.00	0.00	\$0.00
036170	2005 A CAP.IMP. FAMILY LAW PRO	\$0.00	\$0.00	\$0.00	0.00	\$0.00
036180	1990 MONTEREY AVENUE PROJECT	\$0.00	\$0.00	\$0.00	0.00	\$0.00
036190	2006 A CAPITAL IMPROVEMENT PRO	\$0.00	\$0.00	\$0.00	0.00	\$0.00
036200	2007 PUBLIC SAFETY COMM /REFUN	\$0.00	\$0.00	\$0.00	0.00	\$0.00
036210	2008 A SWJC REFUNDING PROJECT	\$0.00	\$0.00	\$0.00	0.00	\$0.00
036220	2009 LARSON JUSTICE CENTER	\$0.00	\$0.00	\$0.00	0.00	\$0.00
036230	2009 PUBLIC SAFETY COMM & LIB	\$0.00	\$0.00	\$0.00	0.00	\$0.00
036240	2011 Monroe Park Building L F	\$0.00	\$0.00	\$0.00	0.00	\$0.00
036250	2012 CAC REFUND DEBT SERV FUND	\$0.00	\$0.00	\$0.00	0.00	\$0.00
036260	2012 A & B Hospital Refunding	\$0.00	\$0.00	\$0.00	0.00	\$0.00
036270	2012 Public Fin Auth Dbt	\$0.00	\$0.00	\$0.00	0.00	\$0.00
037000	DEBT SERVICE	\$0.00	\$0.00	\$0.00	0.00	\$0.00
037050	TEETER DEBT SERVICE FUND	\$122,360.88	\$13,011.28	\$4,934.07	0.00	\$130,438.09
037100	REDEVELOPMENT AGENCY- DBT SVS	\$13,231,214.53	\$934,323.39	\$14,165,537.92	0.00	\$0.00
037200	BANKRUPTCY COURTHOUSE PROJ.	\$0.00	\$0.00	\$0.00	0.00	\$0.00
037250	Redevelopmnt Oblig Retirement	\$2,466,429.20	\$522.84	\$2,466,952.04	0.00	\$0.00
037300	U.S. DISTRICT COURT DEBT SERV	\$0.00	\$0.00	\$0.00	0.00	\$0.00
037500	2003 A PALM DESERT FIN FAC PRO	(\$0.21)	\$0.00	\$0.21	0.00	(\$0.42)
037510	2008 A PALM DESERT FIN FAC PRO	\$0.00	\$0.00	\$0.00	0.00	\$0.00
039810	PERRIS VALLEY CEMETERY DISCT	\$497,144.71	\$2,805.66	\$0.00	0.00	\$499,950.37
040050	HOSPITAL ENTERPRISE FUND	(\$57,946,054.27)	\$37,879,058.15	\$53,359,901.33	0.00	(\$73,326,897.45)
040051	RCRMC SITE DEV SERV	\$31,565.99	\$6.73	\$0.00	0.00	\$31,572.72
040052	SHEARER DIALYSIS	\$158,688.71	\$0.00	\$0.00	0.00	\$158,688.71
040053	RESTRICTED GRANTS	\$4,837,454.11	\$1,031.58	\$0.00	0.00	\$4,838,485.69
040070	COMMUNITY BASED CLINIC	\$592.19	\$0.13	\$0.00	0.00	\$592.32
040080	SCHOOL BASED FUND	\$601.68	\$0.13	\$0.00	0.00	\$601.81
040200	WASTE DISPOSAL ENTERPRISE	\$71,414,502.86	\$5,157,092.48	\$4,126,344.73	0.00	\$72,445,250.61
040203	OASIS CLOSURE ESCROW	\$389,959.64	\$83.16	\$0.00	0.00	\$390,042.80
040204	ANZA CLOSURE ESCROW	\$2.78	\$0.00	\$2.78	0.00	\$0.00
040205	LAMB CANYON CLOSURE ESCROW	\$8,040,501.52	\$1,714.66	\$0.00	0.00	\$8,042,216.18

Riverside County

Fund Summary Report

1/1/13 - 1/31/13

Fund	Fund Name	Balance Forward	Total Debits	Total Credits	Investments	Total
040206	MECCA II CLOSURE ESCROW	\$1,359,583.52	\$289.93	\$0.00	0.00	\$1,359,873.45
040207	BADLANDS CLOSURE ESCROW	\$10,850,434.52	\$2,313.84	\$0.00	0.00	\$10,852,748.36
040208	EDOM HILL CLOSURE ESCROW	\$5,176,497.19	\$1,103.88	\$0.00	0.00	\$5,177,601.07
040209	DESERT CENTER CLOSURE ESCROW	\$199,982.48	\$42.65	\$0.00	0.00	\$200,025.13
040211	BLTYHE CLOSURE ESCROW	\$1,428,973.10	\$304.73	\$0.00	0.00	\$1,429,277.83
040212	WASTE CLOSURE FUND	\$22,131.62	\$3.84	\$0.00	0.00	\$22,135.46
040213	WRMD REMEDITATION FUND	\$552.11	\$0.09	\$0.00	0.00	\$552.20
040214	HIGHGROVECAP REM FUND	\$5,119,150.59	\$1,091.65	\$0.00	0.00	\$5,120,242.24
040215	BLTYHE CAP REM FUND	\$325,667.42	\$69.45	\$0.00	0.00	\$325,736.87
040216	DESERT CENTER CAP	\$339,421.86	\$72.38	\$0.00	0.00	\$339,494.24
040217	DOUBLE BUTTE CAP	\$1,031,137.79	\$219.89	\$0.00	0.00	\$1,031,357.68
040218	BADLANDS CAP	\$4,598,719.60	\$980.70	\$0.00	0.00	\$4,599,700.30
040219	EDOM HILL CAP	\$1,903,061.08	\$405.83	\$0.00	0.00	\$1,903,466.91
040220	OASIS CAP	\$380,387.08	\$81.12	\$0.00	0.00	\$380,468.20
040221	LAMB CANYON CAP	\$2,387,065.57	\$509.07	\$0.00	0.00	\$2,387,574.64
040222	COACHELLA CAP	\$1,339,999.03	\$285.75	\$0.00	0.00	\$1,340,284.78
040223	MEAD VALLEY CAP	\$1,297,466.28	\$276.69	\$0.00	0.00	\$1,297,742.97
040224	ANZA CAP	\$804,431.33	\$171.54	\$0.00	0.00	\$804,602.87
040225	MECCA 11 CAP/REMED	\$356,679.07	\$76.06	\$0.00	0.00	\$356,755.13
040226	CORONA CAP	\$542,333.32	\$115.66	\$0.00	0.00	\$542,448.98
040227	ELSINORE CAP	\$671,669.09	\$143.23	\$0.00	0.00	\$671,812.32
040228	WEST RIVERSIDE CAP	\$799,135.26	\$170.42	\$0.00	0.00	\$799,305.68
040229	BEAUMONT CAP	\$77,460.28	\$37.48	\$0.00	0.00	\$77,497.76
040230	HEMET CAP	\$111,569.35	\$34.15	\$0.00	0.00	\$111,603.50
040231	OPEB FUNDS FOR DISTRICT	\$113,000.00	\$0.00	\$0.00	0.00	\$113,000.00
040232	Environmental	\$41,230,168.81	\$307,767.26	\$0.00	0.00	\$41,537,936.07
040250	WASTE DISPOSAL-HAZARDOUS	\$599,743.14	\$141.22	\$378,987.20	0.00	\$220,897.16
040400	COUNTY SERVICE AREA #122	\$127,358.92	\$27,291.78	\$18,902.75	0.00	\$135,747.95
040420	CSA #62 SEWER PLANT	\$7,725.10	\$0.83	\$0.00	0.00	\$7,725.93
040440	COUNTY SERVICE AREA #62	\$12,939.78	\$25,207.36	\$15,330.59	0.00	\$22,816.55
040600	HOUSING AUTHORITY/PAYROLL	\$815,054.63	\$700,000.00	\$938,927.51	0.00	\$576,127.12
040610	Low Mod Inc Housing Asset Fund	\$1,111,344.36	\$20,851,851.93	\$2,064,827.21	0.00	\$19,898,369.08
040650	PHOTOGRAMMERTY OPERATIONS	\$674,668.08	\$17,465.27	\$11,323.35	0.00	\$680,810.00
040660	SUBDIVISION OPERATIONS	\$4,101,327.96	\$109,141.01	\$173,841.91	0.00	\$4,036,627.06
040670	ENCROACHMENT PERMITS	\$415,714.54	\$16,640.07	\$13,105.16	0.00	\$419,249.45
045100	RECORDS MGT & ARCHIVES PROG	\$1,249,050.83	\$265,096.26	\$166,138.68	0.00	\$1,348,008.41
045300	AUTOMOTIVE MAINTENANCE	\$6,296,643.92	\$2,126,933.93	\$2,244,950.39	0.00	\$6,178,627.46

Riverside County

Fund Summary Report

1/1/13 - 1/31/13

Fund	Fund Name	Balance Forward	Total Debits	Total Credits	Investments	Total
045420	OASIS	\$4,432,406.89	\$1,600,758.00	\$1,270,060.68	0.00	\$4,763,104.21
045500	DATA PROCESSING	\$3,880,604.64	\$4,692,244.91	\$3,991,998.35	0.00	\$4,580,851.20
045510	RCIT PASS THRU	\$41,205.22	\$135,171.67	\$140,161.59	0.00	\$36,215.30
045520	RCIT PSEC Operations	\$0.00	\$402,260.76	\$543,052.50	0.00	(\$140,791.74)
045600	PRINTING SVS I.S.F.	\$1,712,050.10	\$299,529.51	\$219,003.56	0.00	\$1,792,576.05
045620	CENTRAL MAIL SERVICE	\$508,083.78	\$512,684.99	\$268,534.44	0.00	\$752,234.33
045700	STORES WORKING CAPITAL F	\$2,500,034.84	\$736,934.39	\$1,090,011.90	0.00	\$2,146,957.33
045800	EXCLUSIVE PROVIDER OPTION	\$27,295,147.51	\$8,260,356.68	\$3,417,407.58	0.00	\$32,138,096.61
045860	DELTA DENTAL PPO	\$4,408,428.92	\$645,685.91	\$441,476.24	0.00	\$4,612,638.59
045900	LOCAL ADVANTAGE PLUS DENTAL	\$1,736,202.69	\$117,762.34	\$41,571.45	0.00	\$1,812,393.58
045920	LOCAL ADVANTAGE BLYTHE DENTAL	\$64,705.44	\$2,324.89	\$294.42	0.00	\$66,735.91
045960	LIABILITY INSURANCE FUND	\$25,084,633.33	\$1,916,001.26	\$1,341,185.93	0.00	\$25,659,448.66
046000	MALPRACTISE INS I.S.F.	\$10,433,242.44	\$423,109.92	\$1,069,810.53	0.00	\$9,786,541.83
046020	PROPERTY INSURANCE - ISF	\$828,482.19	\$0.00	\$107,674.13	0.00	\$720,808.06
046040	SAFETY LOSS CONTROL ISF	\$6,551.98	\$669,920.15	\$208,008.66	0.00	\$468,463.47
046060	DISABILITY INCOME INS I.	\$854,522.88	\$421,664.93	\$460,800.51	0.00	\$815,387.30
046080	UNEMPLOYMENT INSURANCE I.	\$7,970,201.63	\$533,424.03	\$6,940.63	0.00	\$8,496,685.03
046100	WORKERS COMP BENEFITS	\$91,245,681.70	\$2,323,874.92	\$3,310,530.56	0.00	\$90,259,026.06
046120	OCCUPATIONAL HEALTHWELLNESS	\$1,688,059.32	\$936,769.79	\$419,149.74	0.00	\$2,205,679.37
047000	TEMPORARY ASSISTANCE POOL	\$1,423,383.27	\$472,141.16	\$546,408.30	0.00	\$1,349,116.13
047200	EDA-CUSTODIAL SERVICES	\$1,617,952.80	\$1,283,660.96	\$1,154,496.72	0.00	\$1,747,117.04
047210	EDA-MAINTENANCE SERVICES	\$2,228,863.15	\$1,194,108.49	\$1,954,082.79	0.00	\$1,468,888.85
047220	EDA-REAL ESTATE	\$1,256,363.32	\$5,108,445.92	\$5,383,050.92	0.00	\$981,758.32
048000	HYDROLOGICAL SERVICES	\$107,432.32	\$151,110.94	\$205,782.85	0.00	\$52,760.41
048020	GARAGE/FLEET OPERATIONS	\$4,329,866.44	\$404,925.51	\$193,280.92	0.00	\$4,541,511.03
048040	PROJECT MAINTENANCE OPERATIONS	\$937,384.22	\$23,578.50	\$29,571.07	0.00	\$931,391.65
048060	MAPPING SERVICES	\$539,574.74	\$35,586.64	\$30,499.98	0.00	\$544,661.40
048080	DATA PROCESSING	\$796,104.47	\$227,614.48	\$207,772.46	0.00	\$815,946.49
050000	DEFINED BENEFIT PLAN	\$37,462.18	\$218,886.27	\$172,693.31	0.00	\$83,655.14
051000	SALTON SEA AUTHORITY	\$813.21	\$0.00	\$2,205.25	0.00	(\$1,392.04)
051005	ABANDONED VEHICLE ABATEMENT	\$2,387,602.82	\$474.63	\$286,754.36	0.00	\$2,101,323.09
051010	SALTON SEA AUTHORITY	\$2,641.10	\$0.82	\$0.00	0.00	\$2,641.92
051015	ALVORD DRAINAGE	\$340.95	\$0.08	\$0.00	0.00	\$341.03
051025	BANNING UNION HIGH SCHOOL	\$451,444.05	\$202,986.32	\$30,484.21	0.00	\$623,946.16
051030	BANNING LIBRARY ACO	\$601,892.80	\$128.35	\$0.00	0.00	\$602,021.15
051035	BEAUMONT-CHERRY VALLEY R	\$85,420.82	\$223,728.31	\$110,105.40	0.00	\$199,043.73
051055	BEAUMONT LIBRARY	\$366,166.39	\$241,357.11	\$93,272.42	0.00	\$514,251.08

Riverside County

Fund Summary Report

1/1/13 - 1/31/13

Fund	Fund Name	Balance Forward	Total Debits	Total Credits	Investments	Total
051060	BEAUMONT LIBRARY ACO	\$684,673.97	\$145.10	\$109,230.73	0.00	\$575,588.34
051070	COACHELLA VALLEY FIRE PR	\$153,960.81	\$32.83	\$0.00	0.00	\$153,993.64
051075	COACHELLA SANITARY DEBT	\$6.96	\$0.00	\$0.00	0.00	\$6.96
051080	COACHELLA VALLEY REGIONAL AIRP	\$45,422.33	\$9.89	\$0.00	0.00	\$45,432.22
051085	COACHELLA VALLEY CEMETERY	\$3,000.00	\$0.00	\$0.00	0.00	\$3,000.00
051095	COACHELLA VALLEY CEM PRE-NEEDS	\$0.00	\$0.00	\$0.00	0.00	\$0.00
051100	COACHELLA VALLEY PUBLIC	\$459,655.01	\$285,492.06	\$76,793.14	0.00	\$668,353.93
051105	ACCUMULATIVE CAPITAL OUTLAY.	\$492,488.73	\$105.03	\$0.00	0.00	\$492,593.76
051115	COACHELLA VALLEY MOSQUIT	\$5,891,538.59	\$2,444,700.63	\$483,168.00	0.00	\$7,853,071.22
051125	COACHELLA VALLEY PARK	\$48,590.07	\$1,636,214.20	\$18.70	0.00	\$1,684,785.57
051135	COACH VAL ASSOC OF GOVT	\$24,617,416.76	\$1,171,940.72	\$2,320,846.03	0.00	\$23,468,511.45
051140	C-VAG BOND ADVANCES	\$0.00	\$0.00	\$0.00	0.00	\$0.00
051145	CVAG-RSVP-ACTION	\$0.00	\$0.00	\$0.00	0.00	\$0.00
051155	DESERT HOSP DEBT SVS	\$81,744.67	\$17.43	\$0.00	0.00	\$81,762.10
051160	EDGEMONT COMMUNITY SERVICE	\$1,661,246.24	\$250,260.61	\$4,445.10	0.00	\$1,907,061.75
051165	EDGEMONT COMM SERV DIST	\$17,588.76	\$11,825.40	\$3,025.67	0.00	\$26,388.49
051170	EDGEMONT COMM SERVICES A	\$4,370,139.64	\$992.98	\$48,887.67	0.00	\$4,322,244.95
051175	ELSINORE VALLEY CEMETERY	\$386,043.09	\$159,577.22	\$34,197.91	0.00	\$511,422.40
051180	ELSINORE VALL CEM-ENDOW	\$24,076.02	\$604.89	\$0.00	0.00	\$24,680.91
051185	HAZARDOUS WASTE MGT AUTH	\$111,283.33	\$23.74	\$0.00	0.00	\$111,307.07
051190	HEMET VALLEY HOSP	\$564.50	\$0.12	\$0.00	0.00	\$564.62
051195	JURUPA AREA REC & PARK	\$426,737.72	\$559,173.61	\$420,030.60	0.00	\$565,880.73
051210	JURUPA COMMSVS DIST IMP#	\$99,634.03	\$21.25	\$0.00	0.00	\$99,655.28
051215	LOCAL AGENCYFORMATION COMMISSI	\$475,119.24	\$281.66	\$71,033.69	0.00	\$404,367.21
051220	LOCAL TRANSPORTATION FUND	\$84,006,220.58	\$4,933,937.04	\$11,451,310.74	0.00	\$77,488,846.88
051230	MENIFEE LMD 88-1	\$76,855.54	\$889,307.80	\$900,000.00	0.00	\$66,163.34
051235	MURRIETA CEMETERY	\$90,697.07	\$72,436.73	\$9,402.83	0.00	\$153,730.97
051240	MURRIETA VALLEY CEMETERY	\$14,287.09	\$3.05	\$0.00	0.00	\$14,290.14
051245	MURRIETA CEMETERY END CA	\$26,117.72	\$304.69	\$0.00	0.00	\$26,422.41
051246	MVCD Endowment Interest	\$0.00	\$0.00	\$0.00	0.00	\$0.00
051250	NORTHWEST MOSQUITO ABATE	\$1,695,142.74	\$361.49	\$0.00	0.00	\$1,695,504.23
051255	NORTHWEST MOSQUITO ABATE	\$3,863,176.95	\$699,132.02	\$149,512.48	0.00	\$4,412,796.49
051260	PALM SPRINGS CEMETERY EN	\$570,894.95	\$4,428.20	\$0.00	0.00	\$575,323.15
051265	PALM SPRINGS CEMETERY PRE-NEED	\$214,831.39	\$1,843.68	\$149.22	0.00	\$216,525.85
051270	PALM SPRINGS PUBLIC CEMETERY	\$49,888.88	\$192,747.35	\$198,540.73	0.00	\$44,095.50
051275	PALM SPRINGS CEMETERY AC	\$567,008.15	\$8,504.51	\$44,065.40	0.00	\$531,447.26
051280	PALO VERDE CEMETERY	\$151,425.95	\$25,034.17	\$4,848.72	0.00	\$171,611.40

Riverside County Fund Summary Report

1/1/13 - 1/31/13

Fund	Fund Name	Balance Forward	Total Debits	Total Credits	Investments	Total
051285	PALO VERDE CEM ENDOW CAR	\$122,496.51	\$776.07	\$0.00	0.00	\$123,272.58
051290	PALO VERDE SOIL CONS	\$24,001.73	\$5.12	\$0.00	0.00	\$24,006.85
051295	PALO VERDE VALLEY LIBRARY	\$432,763.79	\$73,473.52	\$59,716.72	0.00	\$446,520.59
051300	PALO VERDE VALLEY TRANSI	\$171.49	\$0.03	\$0.00	0.00	\$171.52
051305	JURUPA R & PARK INPACTION FEES	\$4,250.02	\$0.91	\$0.00	0.00	\$4,250.93
051320	RIV CO TRANSPORTATION CO	\$436,980,598.43	\$16,436,462.07	\$22,966,544.51	0.00	\$430,450,515.99
051321	RCTC BONDS RESERVE	\$0.00	\$0.00	\$0.00	0.00	\$0.00
051325	BEAUMONT LIBRARY LITERACY PROG	\$35,907.03	\$7.66	\$0.00	0.00	\$35,914.69
051330	REGIONAL ACCESS PROJECT	\$3,912.50	\$0.83	\$3.40	0.00	\$3,909.93
051335	RIV COUNTY HABITAT CONS AGENCY	\$6,897,761.45	\$71,232.04	\$153,047.14	0.00	\$6,815,946.35
051336	PURCH OF MITIGATION HABITAT	\$53,767.00	\$11.47	\$0.00	0.00	\$53,778.47
051337	LAKE SKINNER SKR RES MGT END.	\$705,871.56	\$150.52	\$0.00	0.00	\$706,022.08
051338	SYCAMORE CANYON SKR RES MGT EN	\$1,020,652.90	\$217.66	\$0.00	0.00	\$1,020,870.56
051339	MOTTE RIMROCK RESERVE	\$694,347.86	\$148.07	\$0.00	0.00	\$694,495.93
051340	WESTERN RIV COUNTY MHSCP	\$0.00	\$0.00	\$0.00	0.00	\$0.00
051341	Lake Mathews Wasting Endowment	\$6,299,398.70	\$1,343.33	\$0.00	0.00	\$6,300,742.03
051342	RCHCA Reserv Endowmnt Lake Skin	\$504,033.86	\$107.48	\$0.00	0.00	\$504,141.34
051350	CV CONSERVATION COMMISSION	\$7,329,125.38	\$72,808.26	\$65,055.48	0.00	\$7,336,878.16
051360	LAW LIBRARY	\$5,493,667.65	\$130,510.51	\$167,279.81	0.00	\$5,456,898.35
051361	OTHER POST-EMPLOYMENT BENEFITS	\$0.00	\$0.00	\$0.00	0.00	\$0.00
051365	LAW LIBRARY TRUST FUND-GIFTS	\$0.00	\$0.00	\$0.00	0.00	\$0.00
051370	RUBIDOUX COMM SVS DEBT S	\$578.96	\$0.12	\$3.40	0.00	\$575.68
051375	SAN JACINTO VALLEY CEMETERY	\$81,935.48	\$112,775.85	\$49,396.51	0.00	\$145,314.82
051380	SAN JACINTO CEM PRE-NEED	\$64,236.00	\$2,057.56	\$8,550.00	0.00	\$57,743.56
051385	SAN JACINTO VLLY ACO	\$2,282.79	\$0.48	\$0.00	0.00	\$2,283.27
051390	SAN JACINTO VAL CEM-END	\$62,249.88	\$4,800.53	\$74.80	0.00	\$66,975.61
051391	ENDOWMENT CARE INTEREST	\$16,991.78	\$78.43	\$0.00	0.00	\$17,070.21
051395	SUMMIT CEMETERY DISTRICT ACO	\$359,307.55	\$76.62	\$37.40	0.00	\$359,346.77
051400	SUMMIT CEMETERY DISTRICT	\$1,062,309.47	\$243,111.98	\$96,600.26	0.00	\$1,208,821.19
051405	SUMMIT CEMETERY DIST ENDOWMNT	\$747,829.70	\$1,024.13	\$0.00	0.00	\$748,853.83
051415	SUMMIT CEMETERY DIST PRE-NEEDS	\$222,232.00	\$1,282.98	\$7,570.00	0.00	\$215,944.98
051420	SUMMIT CEMETERY DIST - STEWART	\$47,849.06	\$10.20	\$0.00	0.00	\$47,859.26
051425	TEMECULA PUBLIC CEMETERY	\$644,660.52	\$143,380.11	\$41,304.21	0.00	\$746,736.42
051430	TEMECULA CEM PERS/457 PROG.	\$180.00	\$0.00	\$0.00	0.00	\$180.00
051435	TEMECULA CEM ENDOW CARE	\$315,940.20	\$14,164.81	\$263,862.95	0.00	\$66,242.06
051440	TEMECULA CEMETERY ACO	\$595,391.37	\$127.71	\$4,689.02	0.00	\$590,830.06
051445	VALLEY SANITARY DISTRICT	\$8.56	\$0.00	\$0.00	0.00	\$8.56

Riverside County

Fund Summary Report

1/1/13 - 1/31/13

Fund	Fund Name	Balance Forward	Total Debits	Total Credits	Investments	Total
051460	VALLEY WIDE REC & PARK	\$835,232.22	\$3,667,763.68	\$4,300,025.50	0.00	\$202,970.40
051470	VAN HORN REGIONAL TREATMENT	\$364,747.55	\$2,196.42	\$16,260.74	0.00	\$350,683.23
051480	WESTERN RIV COUNCIL OF GOVTS.	\$384,141.66	\$259,028.10	\$353,393.48	0.00	\$289,776.28
051485	WILDOMAR CEMETERY	(\$86.22)	\$0.01	\$87.12	0.00	(\$173.33)
051490	WILDOMAR CEM-DISTRICT-DEFERRED	\$0.00	\$0.00	\$0.00	0.00	\$0.00
051495	WILDOMAR CEMETERY ENDOWM	\$0.05	\$0.00	\$0.00	0.00	\$0.05
051500	CALTRANS, WRCG	\$331.65	\$0.07	\$0.00	0.00	\$331.72
051505	L T F	\$563,388.27	\$120.10	\$0.00	0.00	\$563,508.37
051510	RCHCA	\$11.49	\$0.00	\$0.00	0.00	\$11.49
051520	MCCOY WASH FLOOD CONTROL DIST	\$189,884.87	\$40.49	\$3.40	0.00	\$189,921.96
051550	LAW LIBRARY BLDG FD	\$3,292,556.73	\$32,825.90	\$0.00	0.00	\$3,325,382.63
051560	IODINE SPRINGS MITIGATION FUND	\$461,920.50	\$99.47	\$0.00	0.00	\$462,019.97
051570	TUMF	\$50,886,429.49	\$4,352,901.07	\$4,105,690.47	0.00	\$51,133,640.09
051630	WEST RIV CO REG CONS AUTH	\$9,117,546.01	\$613,848.52	\$305,280.23	0.00	\$9,426,114.30
051631	MSHCP ADAPTIVE MGMT ENDOWMENT	\$0.00	\$0.00	\$0.00	0.00	\$0.00
051632	BURROWING OWL DONATIONS	\$79,573.87	\$16.97	\$0.00	0.00	\$79,590.84
051633	RCA MITIGATION FEES	\$5,342,401.83	\$2,006,472.51	\$325,596.74	0.00	\$7,023,277.60
051634	RCA Mitigation Fees Set Aside	\$2,083.63	\$10,459.84	\$0.00	0.00	\$12,543.47
051636	RCA CONTRIBUTED CAPITAL ACQ	\$3,753,675.74	\$2,500.00	\$3,175,680.47	0.00	\$580,495.27
051670	2008 S WEST COMM FINAN AUTHR	\$0.00	\$0.00	\$0.00	0.00	\$0.00
051680	2008 A SOUTHWEST COMM FINANCIN	\$0.00	\$0.00	\$0.00	0.00	\$0.00
051690	JURUPA COMM SERVICES DISTRICT	\$20,361,216.71	\$4,341.99	\$0.00	0.00	\$20,365,558.70
051700	L & LMD MENIFEE	\$10,230.08	\$2.24	\$783.28	0.00	\$9,449.04
051701	L & LMD NO 89-1-C ZN 3 MENIFEE	\$34,974.71	\$133,464.37	\$15,170.00	0.00	\$153,269.08
051702	L&LMD NO 89-1-C ZN 25 MENIFEE	\$639,780.93	\$136.54	\$0.00	0.00	\$639,917.47
051703	L&LMD NO 89-1-C ZN 27 MENIFEE	\$27,310.17	\$5,295.21	\$327.82	0.00	\$32,277.56
051704	L & LMD NO 89-1-C ZN 37 MENIFEE	\$73,227.54	\$21,493.17	\$780.47	0.00	\$93,940.24
051705	L&LMD NO 89-1-C ZN 38 MENIFEE	(\$288.62)	\$16,585.89	\$2,000.14	0.00	\$14,297.13
051706	L&LMD NO 89-1-C ZN 44 MENIFEE	\$181,124.72	\$34,132.43	\$0.00	0.00	\$215,257.15
051707	L&LMD NO 89-1-C ZN 47 MENIFEE	\$17,151.62	\$5,735.81	\$255.80	0.00	\$22,631.63
051708	L&LMD NO 89-1-C ZN 49 MENIFEE	\$8,488.58	\$579.96	\$0.00	0.00	\$9,068.54
051709	L&LMD NO 89-1-C ZN 60 MENIFEE	\$242,165.94	\$51.65	\$0.00	0.00	\$242,217.59
051710	L&LMD NO 89-1-C ZN 63 MENIFEE	\$101,162.93	\$8,677.30	\$0.00	0.00	\$109,840.23
051711	L&LMD NO 89-1-C ZN 69 MENIFEE	\$29,312.81	\$21,979.39	\$6,890.49	0.00	\$44,401.71
051712	L&LMD NO 89-1-C ZN 76 MENIFEE	\$76.04	\$0.02	\$0.00	0.00	\$76.06
051713	L&LMD NO 89-1-C ZN 77 MENIFEE	\$62,080.70	\$11,088.20	\$644.97	0.00	\$72,523.93
051714	L&LMD NO 89-1-C ZN 81 MENIFEE	\$163,684.34	\$28,782.22	\$784.47	0.00	\$191,682.09

Riverside County

Fund Summary Report

1/1/13 - 1/31/13

Fund	Fund Name	Balance Forward	Total Debits	Total Credits	Investments	Total
051715	L&LMD NO 89-1-C-ZN 113 MENIFEE	\$2,256.55	\$0.48	\$0.00	0.00	\$2,257.03
051716	L&LMD NO 89-1-C-ZN 114 MENIFEE	\$942.22	\$519.59	\$0.00	0.00	\$1,461.81
051717	L&LMD NO 89-1-C-ZN 117 MENIFEE	\$35,997.66	\$5,659.54	\$0.00	0.00	\$41,657.20
051718	L&LMD NO 89-1-C-ZN 118 MENIFEE	\$11,567.16	\$2,031.20	\$0.00	0.00	\$13,598.36
051719	L&LMD NO 89-1-C-ZN 121 MENIFEE	\$159.96	\$0.03	\$0.00	0.00	\$159.99
051720	L&LMD NO 89-1-C-ZN 129 MENIFEE	\$0.00	\$0.00	\$0.00	0.00	\$0.00
051721	L&LMD NO 89-1-C-ZN 130 MENIFEE	\$813.76	\$7,487.08	\$0.00	0.00	\$8,300.84
051722	L&LMD NO 89-1-C-ZN 1 MENIFEE	\$491.54	\$0.20	\$15.70	0.00	\$476.04
051723	L&LMD NO 89-1-C-ZN 6 MENIFEE	\$807.56	\$0.26	\$15.70	0.00	\$792.12
051724	L&LMD NO 89-1-C-ZN 8 MENIFEE	\$1,251.06	\$0.26	\$0.00	0.00	\$1,251.32
051725	L&LMD NO 89-1-C-ZN 23 MENIFEE	\$605.60	\$0.30	\$31.75	0.00	\$574.15
051726	L&LMD NO 89-1-C STL ZN 24 MENI	\$317.94	\$0.22	\$31.41	0.00	\$286.75
051727	L&LMD NO 89-1-C STL ZN 28 MENI	\$253.17	\$0.16	\$18.59	0.00	\$234.74
051728	L&LMD NO 89-1-C STL ZN 32 MENI	\$4,110.14	\$1.18	\$55.70	0.00	\$4,055.62
051729	L&LMD NO 89-1-C STL ZN 34 MENI	\$855.93	\$0.27	\$15.70	0.00	\$840.50
051730	L&LMD NO 89-1-C STL ZN 49 MENI	\$887.66	\$18,200.63	\$13,173.70	0.00	\$5,914.59
051731	L&LMD NO 89-1-C STL ZN 51 MENI	\$402.99	\$0.29	\$37.19	0.00	\$366.09
051732	L&LMD NO 89-1-C STL ZN 79 MENI	\$3,351.81	\$0.75	\$74.30	0.00	\$3,278.26
051733	L&LMD NO 89-1-C STL ZN 80 MENI	\$2,270.52	\$0.51	\$63.50	0.00	\$2,207.53
051734	L&LMD NO 89-1-C STL ZN 83 MENI	\$947.75	\$0.22	\$37.19	0.00	\$910.78
051735	L&LMD NO 89-1-C STL ZN 84 MENI	\$1,287.79	\$0.29	\$27.78	0.00	\$1,260.30
051736	L&LMD NO 89-1-C STL ZN 87 MENI	\$765.00	\$0.15	\$15.70	0.00	\$749.45
051737	L&LMD NO 89-1-C STL ZN 90 MENI	\$5,889.71	\$1.48	\$184.69	0.00	\$5,706.50
051738	L&LMD NO 89-1-C STL ZN 92 MENI	(\$109.77)	\$0.06	\$18.59	0.00	(\$128.30)
051739	LANDSCAPE & LMD# 89-1-C,133M	\$2,612.75	\$1.11	\$673.48	0.00	\$1,940.38
051740	LANDSCAPE & LMD NO 89-1-C 163M	\$465.23	\$186.90	\$0.00	0.00	\$652.13
051741	Landscap&LMD 89-1-C Zone 167M	\$0.00	\$0.00	\$0.00	0.00	\$0.00
051742	Landscap&LMD 89-1-C Zone105M	\$660.35	\$0.14	\$0.00	0.00	\$660.49
051770	L & LD WILDOMAR	\$424.01	\$0.13	\$458.72	0.00	(\$34.58)
051771	L & LMD NO 89-1-C ZONE 3 WILD	\$35,486.79	\$45,630.59	\$30,055.81	0.00	\$51,061.57
051772	L&LMD NO 89-1-C ZONE 29 WILDMR	\$2,959.76	\$351.94	\$375.94	0.00	\$2,935.76
051773	L&LMD NO 89-1-C ZONE 30 WILDMR	\$11,289.90	\$13,699.29	\$8,380.41	0.00	\$16,608.78
051774	L&LMD NO 89-1-C ZONE 42 WILDMR	\$22,091.43	\$14,531.78	\$11,735.97	0.00	\$24,887.24
051775	L&LMD NO 89-1-C ZN 51 WILDOMAR	\$734.20	\$3,421.49	\$592.80	0.00	\$3,562.89
051776	L&LMD NO 89-1-C ZN 52 WILDOMAR	\$88,319.84	\$27,994.72	\$13,046.62	0.00	\$103,267.94
051777	L&LMD NO 89-1-C ZN 59 WILDOMAR	\$7,055.21	\$2,071.80	\$76.61	0.00	\$9,050.40
051778	L&LMD NO 89-1-C ZN 62 WILDOMAR	\$69,974.56	\$7,350.60	\$22,558.24	0.00	\$54,766.92

Riverside County

Fund Summary Report

1/1/13 - 1/31/13

Fund	Fund Name	Balance Forward	Total Debits	Total Credits	Investments	Total
051779	L&LMD NO 89-1-C ZN 67 WILDOMAR	\$19,376.16	\$4.13	\$0.00	0.00	\$19,380.29
051780	L&LMD NO 89-1-C ZN 71 WILDOMAR	\$4,111.29	\$4,430.50	\$577.03	0.00	\$7,964.76
051781	L&LMD NO 89-1-C ZN 90 WILDOMAR	\$56,808.68	\$12.12	\$0.00	0.00	\$56,820.80
051782	L&LMD NO 89-1-C ZN 18 WILDOMAR	\$617.60	\$241.68	\$55.74	0.00	\$803.54
051783	L&LMD NO 89-1-C ZN 26 WILDOMAR	\$1,866.06	\$316.41	\$74.32	0.00	\$2,108.15
051784	L&LMD NO 89-1-C ZN 27 WILDOMAR	\$2,958.43	\$440.66	\$92.90	0.00	\$3,306.19
051785	L&LMD NO 89-1-C ZN 35 WILDOMAR	\$1,067.39	\$0.30	\$93.24	0.00	\$974.45
051786	L&LMD NO 89-1-C STL ZN 50 WILD	\$612.68	\$22.97	\$18.58	0.00	\$617.07
051787	L&LMD NO 89-1-C STL ZN 70 WILD	\$2,279.14	\$418.32	\$55.74	0.00	\$2,641.72
051788	L&LMD NO 89-1-C STL ZN 71 WILD	\$996.02	\$73.01	\$18.58	0.00	\$1,050.45
051789	L&LMD NO 89-1-C STL ZN 73 WILD	\$1,497.52	\$412.97	\$37.16	0.00	\$1,873.33
051790	L&LMD NO 89-1-C STL ZN 88 WILD	\$564.31	\$0.12	\$0.00	0.00	\$564.43
051800	L & LMD EASTVALE Z73EANNEX	\$0.00	\$0.00	\$0.00	0.00	\$0.00
051801	L & LMD #89-1-C, Z 41 EASTVALE	\$496,837.49	\$105.93	\$0.00	0.00	\$496,943.42
051802	L & LMD #89-1-C, Z 79 EASTVALE	\$7,955.96	\$1.69	\$100.66	0.00	\$7,856.99
051803	L & LMD #89-1-C, Z 85 EASTVALE	\$7,089.85	\$1.52	\$100.66	0.00	\$6,990.71
051804	L & LMD #89-1-C, Z 111 EASTVALE	\$58,239.75	\$13.20	\$0.00	0.00	\$58,252.95
051805	L & LMD #89-1-C, Z 115 EASTVALE	\$0.00	\$0.00	\$0.00	0.00	\$0.00
051806	L & LMD #89-1-C, Z 116 EASTVALE	\$20,448.23	\$4.70	\$301.98	0.00	\$20,150.95
051807	L & LMD #89-1-C, Z 147 EASTVALE	\$512.41	\$0.32	\$0.00	0.00	\$512.73
051808	L & LMD #89-1-C, Z 151 EASTVALE	\$512.24	\$0.86	\$0.00	0.00	\$513.10
051809	L & LMD #89-1-C, Z 156 EASTVALE	\$301.91	\$0.64	\$0.00	0.00	\$302.55
051810	L & LMD 89-1C, STL Z10 E VALE	\$935.81	\$0.24	\$109.86	0.00	\$826.19
051811	L & LMD 89-1-C STL Z 33 E VALE	\$394.43	\$0.10	\$62.75	0.00	\$331.78
051830	Landscape \$ LMD 89-1-C, Annex	\$0.57	\$0.38	\$0.00	0.00	\$0.95
051831	Landscape & LMD 89-1C, Zone 4	\$78,570.48	\$94,932.77	\$17,197.50	0.00	\$156,305.75
051832	Landscape & LMD 89-1-C Zone 5J	\$72,462.79	\$31,448.00	\$3,935.64	0.00	\$99,975.15
051833	Landscape & LMD 89-1-C Zone 6J	\$3,120.29	\$3,302.56	\$413.83	0.00	\$6,009.02
051834	Landscape & LMD 89-1-C Zone 7J	\$22,696.37	\$4,623.61	\$307.37	0.00	\$27,012.61
051835	Landscape & LMD 89-1-C Zone 9J	\$10,004.40	\$9,632.20	\$762.73	0.00	\$18,873.87
051836	Landscape & LMD 89-1-C Zone14J	\$24,343.96	\$32,693.92	\$4,201.62	0.00	\$52,836.26
051837	Landscape & LMD 89-1C Zone 16J	\$101,849.24	\$140,266.63	\$36,536.34	0.00	\$205,579.53
051838	Landscape & LMD 89-1C Zone 17J	\$9,896.32	\$6,007.99	\$371.88	0.00	\$15,532.43
051839	Landscape & LMD 89-1C Zone 21J	\$25,338.40	\$14,046.97	\$1,323.79	0.00	\$38,061.58
051840	Landscape & LMD 89-1C Zone 34J	\$30,263.31	\$4,743.45	\$341.04	0.00	\$34,665.72
051841	Landscape & LMD 89-1C one 61J	\$11,197.88	\$1,029.91	\$0.00	0.00	\$12,227.79
051842	Landscape & LMD 89-1C Zone 73J	\$7,151.11	\$628.27	\$0.00	0.00	\$7,779.38

Riverside County

Fund Summary Report

1/1/13 - 1/31/13

Fund	Fund Name	Balance Forward	Total Debits	Total Credits	Investments	Total
051843	Landscape & LMD 89-1C Zone 78J	\$28,336.32	\$9,239.14	\$0.00	0.00	\$37,575.46
051844	Landscape & LMD 89-1C Zone95J	\$6,081.65	\$1.30	\$0.00	0.00	\$6,082.95
051845	Landscape & LMD 89-1C Zone 102	\$0.00	\$0.00	\$0.00	0.00	\$0.00
051846	Landscape & LMD 89-1C Zone 106	\$2,592.13	\$2,433.37	\$0.00	0.00	\$5,025.50
051847	Landscape & LMD 89-1C Zone 126	\$1,854.81	\$461.17	\$0.00	0.00	\$2,315.98
051848	Landscape & LMD 89-1-C Zone128	\$0.00	\$0.00	\$0.00	0.00	\$0.00
051849	Landscape & LMD 89-1-C Zone132	\$2,508.09	\$874.00	\$0.00	0.00	\$3,382.09
051850	Landscape & LMD 89-1C Zone137	\$16,466.65	\$3,922.68	\$91.90	0.00	\$20,297.43
051851	Landscape & LMD 89-1C Zone141J	\$25,877.29	\$5,870.95	\$0.00	0.00	\$31,748.24
051852	Landscape & LMD 89-1C Zone142J	\$0.00	\$0.00	\$0.00	0.00	\$0.00
051853	Landscape & LMD 89-1C Zone173J	\$0.00	\$1,135.27	\$0.00	0.00	\$1,135.27
051854	Landscape & LMD 89-1C Zone 5J	\$626.22	\$0.14	\$31.41	0.00	\$594.95
051855	Landscape & LMD 89-1C Zone 7J	\$715.77	\$0.16	\$15.70	0.00	\$700.23
051856	Landscape & LMD 89-1C Zone 15	\$819.20	\$0.15	\$31.41	0.00	\$787.94
051857	Landscape & LMD 89-1C Zone 17J	\$6,707.39	\$1.44	\$15.70	0.00	\$6,693.13
051858	Landscape & LMD 89-1C Zone 19J	\$163.54	\$0.04	\$15.70	0.00	\$147.88
051859	Landscape & LMD 89-1C Zone 39J	(\$8.54)	\$0.00	\$15.70	0.00	(\$24.24)
051860	Landscape & LMD 89-1C Zone 41J	\$671.94	\$0.15	\$12.07	0.00	\$660.02
051861	Landscape & LMD 89-1C Zone62J	\$1,225.48	\$0.27	\$31.41	0.00	\$1,194.34
051862	Landscape & LMD 89-1C Zone 69J	\$8,547.73	\$1.83	\$0.00	0.00	\$8,549.56
051863	Landscape & LMD 89-1C Zone 86J	\$5,152.70	\$1.14	\$111.10	0.00	\$5,042.74
051864	Landscape & LMD 89-1C Zone 91J	\$1,794.97	\$0.42	\$121.36	0.00	\$1,674.03
051865	Landscape & LMD 89-1C Zone 93J	\$1,844.80	\$0.40	\$0.00	0.00	\$1,845.20
051866	Landscape & LMD 89-1C Zone 94J	\$791.30	\$0.18	\$31.41	0.00	\$760.07
051867	Landscape& LMD 89-1C Zone 102J	\$478.21	\$4,675.37	\$0.00	0.00	\$5,153.58
052000	RCA Donor Endowments	\$0.00	\$0.00	\$0.00	0.00	\$0.00
052001	DR Horton Endowment	\$18,670.52	\$3.98	\$0.00	0.00	\$18,674.50
052002	Eisinore LKWW Amberhill Endow	\$53,591.41	\$11.43	\$0.00	0.00	\$53,602.84
052003	Eisinore Lakeview Est #2 Endow	\$118,826.51	\$25.34	\$0.00	0.00	\$118,851.85
052004	Richmond Amer Homes Endowment	\$15,526.58	\$3.31	\$0.00	0.00	\$15,529.89
052005	BFW Corona Endowment	\$4,593.47	\$0.98	\$0.00	0.00	\$4,594.45
052006	Southshore Endowment	\$35,182.11	\$7.50	\$0.00	0.00	\$35,189.61
052007	Emerald Meadows Endowment	\$12,809.62	\$2.73	\$0.00	0.00	\$12,812.35
052008	Teledyne/Trans Dept Endowment	\$274,456.08	\$58.53	\$0.00	0.00	\$274,514.61
052009	TET SEDCO HILLS ENDOWMENT	\$272,900.05	\$58.20	\$0.00	0.00	\$272,958.25
052010	RCA Endowment	\$22,715.80	\$4.84	\$0.00	0.00	\$22,720.64
052011	EMWD-SJ River Recharge Endwmnt	\$2,005,963.64	\$427.77	\$0.00	0.00	\$2,006,391.41

Riverside County

Fund Summary Report

1/1/13 - 1/31/13

Fund	Fund Name	Balance Forward	Total Debits	Total Credits	Investments	Total
052200	RDA 2004 TAX ALLOC HOUSING BON	\$0.02	\$0.00	\$0.00	0.00	\$0.02
052210	RDA 2004 TAR B SERIES E I-215	\$0.00	\$0.00	\$0.00	0.00	\$0.00
052220	RDA 2004 NON HSG RESERVE I-86	\$1,660,760.72	\$354.15	\$0.00	0.00	\$1,661,114.87
052230	RDA 2004 NON HSG RESERVE MCPA	\$543,181.85	\$115.84	\$0.00	0.00	\$543,297.69
052240	RDA 2004 NON HSG RESERVE I-215	\$1,650,076.13	\$351.87	\$0.00	0.00	\$1,650,428.00
052250	RDA 2005 NON HSG RESERVE I-86	\$1,802,232.36	\$384.32	\$0.00	0.00	\$1,802,616.68
052260	RDA 2005 NON HSG RESERVE MCPA	\$706,483.58	\$150.66	\$0.00	0.00	\$706,634.24
052270	RDA 2005 NON HSG RESERVE I-215	\$1,473,741.38	\$314.27	\$0.00	0.00	\$1,474,055.65
052280	RDA 2006 TAR B SERIES B (JVPA)	\$11.71	\$0.00	\$0.00	0.00	\$11.71
052290	RDA 2006 TAR B SERIES D (DCPA)	\$4.16	\$0.00	\$0.00	0.00	\$4.16
052300	RDA 2006 TAR B SERIES E (I-215)	\$8.30	\$0.01	\$0.00	0.00	\$8.31
052310	RDA 2006 TAR B SERIES A (I-86)	\$8,228,311.02	\$2,046.89	\$0.00	0.00	\$8,230,357.91
052320	RDA 2006 TAR B SERIES C (MCPA)	\$4,899.41	\$42.49	\$0.00	0.00	\$4,941.90
052330	RDA 2005 NON HSG REDEV I-86	\$0.11	\$0.00	\$0.00	0.00	\$0.11
052340	RDA 2005 NON HSG REDEV MCPA	\$0.04	\$0.00	\$0.00	0.00	\$0.04
052350	RDA 2005 NON HSG REDEV I 215	\$0.01	\$0.00	\$0.00	0.00	\$0.01
052360	1985 ACES POOLED BOND FUNDS	\$3,937,713.05	\$673.95	\$79,516.38	0.00	\$3,858,870.62
052370	RIVERSIDE TRANSIT AGENCY	\$43,684,543.91	\$7,475.42	\$59,542.78	0.00	\$43,632,476.55
052380	RDA 2010 TA HSG BP SERIES A	\$132.31	\$0.02	\$0.00	0.00	\$132.33
052390	RDA 2010 TA HSG BP SERIES A-T	\$14,078,634.44	\$3,778.00	\$0.00	0.00	\$14,082,412.44
052400	RDA 2010 TA HSG RESERVE SERIES	\$1,311,143.59	\$279.60	\$0.00	0.00	\$1,311,423.19
052410	RDA 2010 TA HSG RES. SER A-T	\$4,197,968.90	\$895.21	\$0.00	0.00	\$4,198,864.11
052420	RDA 2007 TA REF BONDS SERIES B	\$4,502.01	\$67.36	\$0.00	0.00	\$4,569.37
052430	RDA 2010 NON HSG RESERVE SER C	\$550,796.81	\$117.46	\$0.00	0.00	\$550,914.27
052440	RDA 2010 NON HSG RES SERIES D	\$2,379,654.36	\$507.46	\$0.00	0.00	\$2,380,161.82
052450	RDA 2010 NON HSG RESERVE SER E	\$5,019,590.01	\$1,070.42	\$0.00	0.00	\$5,020,660.43
052460	CITY OF PALM DESERT	\$88,156,616.90	\$18,971.69	\$0.00	0.00	\$88,175,588.59
052470	RDA SUCCESSOR AGCY PALM DESERT	\$23,202,713.63	\$8,880.06	\$0.00	0.00	\$23,211,593.69
052480	SCFA-ANIMAL SHELTER-OPERATION	\$9,756.62	\$44,907.32	\$54,519.22	0.00	\$144.72
052481	SCFA-Animal Shelter-Credit EF	\$0.00	\$0.00	\$0.00	0.00	\$0.00
052482	SCFA Animal Shelter-Contingenc	\$48,794.56	\$10.41	\$0.00	0.00	\$48,804.97
052490	CAC Annex Pooled Bond Funds	\$1,860.29	\$605.59	\$0.00	0.00	\$2,465.88
052495	2012 Series A&B Hospital P B F	\$30,018,599.87	\$6,402.81	\$0.00	0.00	\$30,025,002.68
052500	Coachella Valley Water Dist	\$0.00	\$10,000,000.00	\$0.00	0.00	\$10,000,000.00
054000	RIV CO SCHOOLS CLEARING ACCOUN	(\$3,430,008.63)	\$496,954,207.35	\$493,524,208.72	0.00	(\$10.00)
054005	SCHOOL CLEARING	(\$108.00)	\$0.00	\$0.00	0.00	(\$108.00)
054010	SCHOOL CLEARING	\$108.00	\$0.00	\$0.00	0.00	\$108.00

Riverside County Fund Summary Report 1/1/13 - 1/31/13

Fund	Fund Name	Balance Forward	Total Debits	Total Credits	Investments	Total
054015	RIV CO SCHOOLS ERAS	\$0.00	\$0.00	\$0.00	0.00	\$0.00
055000	CORONA/NORCO SCH CLEARING	\$0.00	\$29,877,321.25	\$30,589,437.97	0.00	(\$712,116.72)
055005	CORONA-NORCO SCHOOL A	\$1,988,492.76	\$39,755,499.18	\$34,060,506.72	0.00	\$7,683,485.22
055010	CORONA NORCO SCHOOL B	\$41,779.03	\$20,638,007.32	\$9,111,599.04	0.00	\$11,568,187.31
055015	INLAND EMPIRE HEALTH PLAN	\$62,026,438.99	\$125,029,017.64	\$44,000,000.00	0.00	\$143,055,456.63
055020	IEHP HEALTH ACCESS	\$5,307,655.65	\$1,131.85	\$0.00	0.00	\$5,308,787.50
055100	MORENO VALLEY SCHOOL CLEARING	\$1,120,336.09	\$7,391,797.07	\$2,369,087.42	0.00	\$6,143,045.74
055105	MORENO VALLEY PAYROLL CLEARING	\$9,940,587.61	\$10,302,631.17	\$10,385,777.04	0.00	\$9,857,441.74
055110	MORENO VALLEY VENDOR CLEARING	\$1,853,691.19	\$6,523,187.09	\$8,968,505.34	0.00	(\$591,627.06)
060000	WELFARE-DEPENDENT CHILDREN	\$132,716.21	\$101,184.43	\$114,142.09	0.00	\$119,758.55
060005	VICTIMS EMERGENCY FUND	\$44,094.72	\$349.51	\$1,825.00	0.00	\$42,619.23
060010	HEALTH DEPT COMMUNITY DO	\$10,091.46	\$0.00	\$0.00	0.00	\$10,091.46
060015	PUB GUARD CONSERVATEE BU	\$295,570.18	\$20,364.75	\$3,000.48	0.00	\$312,934.45
060020	PUBLIC GUARDIAN CONSERVA	\$5,735,806.99	\$1,249.56	\$0.00	0.00	\$5,737,056.55
060025	CO CHILDRENS TR AB 636 & 29	\$2,595,284.20	\$34,945.23	\$12.60	0.00	\$2,630,216.83
060040	DPSS EXCESS PASSON CHLD SUP	\$439,708.18	\$0.00	\$0.00	0.00	\$439,708.18
060045	Successor Agency PPTF	\$0.00	\$25,986,000.13	\$328,834.75	0.00	\$25,657,165.38
060050	Successor Agency PPTF-RORF	\$0.00	\$30,995,194.84	\$6,334.28	0.00	\$30,988,860.56
060100	FLOOD STOP NOTICES	\$46,250.00	\$0.00	\$0.00	0.00	\$46,250.00
060110	SPECIALSUBDIVISION TRUST	\$2,773,770.42	\$591.60	\$1,832.19	0.00	\$2,772,529.83
060125	ZONE 3- BENEFIT ASSESSMENT	\$3.46	\$0.00	\$0.00	0.00	\$3.46
065000	APPORTIONED TAXES CLEARI	\$1,370,728.14	\$94,092,811.17	\$95,460,828.20	0.00	\$2,711.11
065001	HEALTH NET HMO	\$1,625,281.88	\$4,003,183.81	\$2,743,640.88	0.00	\$2,884,824.81
065002	KAISER PERMANENTE HEALTH	\$1,997,876.22	\$5,017,017.18	\$3,420,534.25	0.00	\$3,594,359.15
065004	KATRINA DISATER RELIEF	\$59.51	\$0.01	\$0.00	0.00	\$59.52
065005	CSA 152 RIVERSIDE STORMWATER	\$205,130.36	\$351,316.18	\$0.00	0.00	\$556,446.54
065008	SCAN HEALTH	\$2,349.59	\$31,957.79	\$27,449.58	0.00	\$6,857.80
065009	HEALT NET PPO	\$241,394.09	\$269,842.71	\$190,751.33	0.00	\$320,485.47
065010	PROPERTY TAXES CURRENT S	\$25,042,778.27	\$893,085,036.67	\$904,444,102.74	0.00	\$13,683,712.20
065011	DELTA CARE USA DHMO	\$166,440.49	\$361,967.29	\$249,756.84	0.00	\$278,650.94
065020	AUDITOR IRS BACKUP WITHHOLDING	\$1,003.14	\$0.00	\$0.00	0.00	\$1,003.14
065025	SUPPLEMENTAL LAW ENF. SVS FUND	\$0.00	\$0.00	\$0.00	0.00	\$0.00
065031	PAYROLL RECON CLEARING	\$576,832.44	\$0.00	\$0.00	0.00	\$576,832.44
065035	DIRECT DEPOSIT CLEARING	(\$40,933.08)	\$93,407,581.36	\$93,372,122.60	0.00	(\$5,474.32)
065040	MISC TAX	\$4,413.84	\$204,000.00	\$8,290.34	0.00	\$200,123.50
065045	PARIMUTUAL REVENUE	\$4,849.85	\$681.65	\$0.00	0.00	\$5,531.50
065050	PAYROLL-MISC ADJUST TRUST	\$0.00	\$0.00	\$0.00	0.00	\$0.00

Riverside County

Fund Summary Report

1/1/13 - 1/31/13

Fund	Fund Name	Balance Forward	Total Debits	Total Credits	Investments	Total
065055	PRIOR SUPP REFUND CLRG	\$0.00	\$57,935.49	\$100,072.87	0.00	(\$42,137.38)
065060	LIFE INSURANCE	\$116,341.07	\$63,774.43	\$41,082.15	0.00	\$139,033.35
065061	JEFFERSON PILOT INSURANCE	\$53,357.92	\$306,049.50	\$218,274.74	0.00	\$141,132.68
065065	DEFERRED COMP INVESTMENT	\$2,964.01	\$717.00	\$0.00	0.00	\$3,681.01
065070	CPPC ASSOCIATION DUES	(\$353.69)	\$1,073.07	\$715.38	0.00	\$4.00
065075	CREDIT UNION-OTHER	\$0.00	\$0.00	\$0.00	0.00	\$0.00
065085	NATIONWIDE DEFERRED COMP	(\$885,610.13)	\$3,161,083.90	\$2,280,040.27	0.00	(\$4,566.50)
065090	VALIC DEFERRED COMP	(\$438,266.21)	\$1,514,719.89	\$1,077,053.68	0.00	(\$600.00)
065095	EMPLOYEE ASSOCIATION TRUST	(\$67,822.16)	\$203,702.38	\$135,844.22	0.00	\$36.00
065100	WITHHOLDING TAX TRUST FU	\$35,387.65	\$14,809,152.62	\$14,844,098.91	0.00	\$441.36
065105	FED WITHHOLDING TAX-OTHER	\$3,440.72	\$12,369.51	\$17,872.15	0.00	(\$2,061.92)
065110	PERS-HEALTH INSURANCE	\$694,557.64	\$1,441,655.51	\$1,919,292.27	0.00	\$216,920.88
065115	MONUMENTAL HEALTH INS	\$412,599.67	\$1,717.76	\$1,600.26	0.00	\$412,717.17
065120	FLEX SPENDING ACCOUNT	\$58,418.37	\$297,965.07	\$193,060.24	0.00	\$163,323.20
065125	LONG TERM/DISAB-SHERIFF ASSOC.	\$0.00	\$67,452.00	\$67,452.00	0.00	\$0.00
065130	MEDICARE TAX TRUST	\$658,983.29	\$3,355,303.26	\$4,013,868.83	0.00	\$417.72
065135	MEDICARE TAX-OTHER	\$1,564.46	\$3,732.32	\$5,464.06	0.00	(\$167.28)
065140	O A S D I TRUST	\$1,759,490.34	\$9,299,037.24	\$11,044,337.76	0.00	\$14,189.82
065145	O A S D I OTHER	\$4,672.94	\$15,958.94	\$21,231.92	0.00	(\$600.04)
065150	OPTICAL INS BLUE CROSS	\$104,290.41	\$43,484.82	\$26,951.60	0.00	\$120,823.63
065155	R C D A ASSOCIATION DU	(\$13,230.00)	\$39,900.00	\$26,670.00	0.00	\$0.00
065160	RETIREMENT 401A	\$117,436.22	\$0.00	\$0.00	0.00	\$117,436.22
065165	RETIREMENT TRUST	(\$1,286,657.56)	\$16,798,396.31	\$14,406,447.26	0.00	\$1,105,291.49
065175	RSA HEALTH	(\$421,146.44)	\$1,274,147.48	\$850,147.54	0.00	\$2,853.50
065176	RSA FLEXIBLE SPENDING ACCOUNT	(\$863,711.50)	\$2,989,959.00	\$2,125,424.50	0.00	\$823.00
065180	SHERIFF RELIEF ASSOCIATION	(\$211,975.87)	\$637,635.34	\$425,659.47	0.00	\$0.00
065185	STATE UNEMPLOYMENT INS T	\$101.61	\$1,933.94	\$2,093.24	0.00	(\$57.69)
065190	STATE WITHHOLDING TAX	\$7,721.12	\$5,541,086.63	\$5,550,410.00	0.00	(\$1,602.25)
065195	UNITED FUND TRUST	(\$19,239.63)	\$60,401.97	\$41,162.34	0.00	\$0.00
065210	VISION PLAN OF AMERICA	\$137,422.50	\$187,663.16	\$126,115.92	0.00	\$198,969.74
065220	UPEC DUES	(\$143,165.12)	\$429,301.66	\$286,088.54	0.00	\$48.00
065225	LAW ENFORCEMENT MGT UNIT DUES	(\$8,762.54)	\$26,287.62	\$17,525.08	0.00	\$0.00
065230	PUBLIC DEFENDER DUES	\$0.00	\$0.00	\$0.00	0.00	\$0.00
065235	LIUNA PENSION	\$171,851.81	\$127,390.00	\$0.00	0.00	\$299,241.81
065236	LIUNA HEALTH & SAFETY	\$5,328.90	\$15,970.63	\$15,976.26	0.00	\$5,323.27
065237	SEIU TRAINING FUND	\$4,432.91	\$13,336.61	\$13,310.18	0.00	\$4,459.34
065240	SEIU PENSION	\$61,956.44	\$116,045.29	\$116,045.29	0.00	\$61,956.44

Riverside County

Fund Summary Report

1/1/13 - 1/31/13

Fund	Fund Name	Balance Forward	Total Debits	Total Credits	Investments	Total
065241	REPAYMENT AGREEMENTS	\$135.87	\$5,433.49	\$4,027.84	0.00	\$1,541.52
065245	REFUNDS ON NEG EXTENSION	\$1,051,474.91	\$11,596.34	\$1,634,648.10	0.00	(\$571,576.85)
065255	STATE WH TAX-OTHER	\$1,085.81	\$3,687.26	\$5,486.21	0.00	(\$713.14)
065260	STOP NOTICE FUND-PUBLIC WORKS	\$5,693.32	\$0.00	\$0.00	0.00	\$5,693.32
065265	ABSTRACT OF JUDGMENT TRU	(\$149,933.09)	\$771,358.56	\$619,607.09	0.00	\$1,818.38
065266	SERIES I SAVINGS BONDS	\$0.00	\$0.00	\$0.00	0.00	\$0.00
065267	LONG TERM CARE	(\$1,711.71)	\$5,063.25	\$3,341.54	0.00	\$0.00
065268	POST EMPLOYMENT HEALTH SAVINGS	(\$16,780.00)	\$302,525.45	\$285,745.45	0.00	\$0.00
065269	SPECIAL PAY ACCOUNT	\$0.00	\$0.00	\$0.00	0.00	\$0.00
065270	PROPERTY TAX RELIEF	\$125,741.66	\$8,591,206.57	\$8,481,617.81	0.00	\$235,330.42
065271	OPEB	\$0.00	\$0.00	\$0.00	0.00	\$0.00
065275	SALES TAX TRUST	\$1,132.67	\$22,000.88	\$22,521.00	0.00	\$612.55
065280	CURRENT-SECURED-SUPPLEMENTAL	(\$2,545,465.33)	\$4,844,169.57	\$570,750.04	0.00	\$1,727,954.20
065285	PROPERTY TAXES CURRENT U	\$8,072,453.71	\$1,879,769.45	\$89,550.02	0.00	\$9,862,673.14
065290	DELINQUENT MOBILE HM FEE	\$0.00	\$0.00	\$0.00	0.00	\$0.00
065295	PROPERTY TAXES PRIOR UNS	\$3,071,979.21	\$425,774.63	\$0.00	0.00	\$3,497,753.84
065300	PRIOR YR SECURED SUPPLEM	\$4,676,870.36	\$686,247.54	\$6,118,526.18	0.00	(\$755,408.28)
065305	RACE HORSE TAX TRUST	\$2,253.04	\$40.00	\$0.00	0.00	\$2,293.04
065310	PROPERTY TAXES PRIOR SEC	\$51,160,614.45	\$8,207,294.66	\$673,426.19	0.00	\$58,694,482.92
065311	REFUNDS ON PROPERTY TAX	\$990,927.37	\$1,124,764.47	\$2,593,640.17	0.00	(\$477,948.33)
065312	RIVERSIDE COUNTY SCHOOLS SRAF	\$0.00	\$0.00	\$0.00	0.00	\$0.00
065313	RIVERSIDE COUNTY SCHOOLS-SERAF	\$0.00	\$10.51	\$0.00	0.00	\$10.51
065315	TAX SALES	\$855.00	\$0.00	\$855.00	0.00	\$0.00
065320	HCO FEES BLDG & SAFETY	\$17,478.59	\$0.00	\$0.00	0.00	\$17,478.59
065325	CSA 152 BANNING STORMWATER	\$42,231.09	\$9.00	\$0.00	0.00	\$42,240.09
065330	CSA 152 CAT CITY STORMWATER	\$253.70	\$0.06	\$0.00	0.00	\$253.76
065335	CSA LA QUINTA-STORMWATER	\$4,559.10	\$137,677.69	\$0.00	0.00	\$142,236.79
065340	CSA 152 MO VALLEY STORM WATER	\$41,062.39	\$251,319.26	\$0.00	0.00	\$292,381.65
065345	CSA MURIETTA- STORM WATER	\$174,868.14	\$219,970.27	\$0.00	0.00	\$394,838.41
065350	CSA 152 NORCO STORMWATER	\$4,402.62	\$32,804.85	\$0.00	0.00	\$37,207.47
065355	CSA 152-PALM SPRINGS STORMWATE	\$895,799.43	\$204,438.76	\$113,563.60	0.00	\$986,674.59
065360	CSA 152-RAN MIRAGE STORMWATER	\$118,668.06	\$56,603.31	\$0.00	0.00	\$175,271.37
065365	CSA 152 LK ELSINORE STORM-WATE	\$362,971.82	\$80,952.13	\$0.00	0.00	\$443,923.95
065370	CSA 152 STORMWATER SAN JACINTO	\$4,222.60	\$30,671.51	\$0.00	0.00	\$34,894.11
065375	CSA 152 CORONA STORMWATER	\$7,352.98	\$276,495.11	\$0.00	0.00	\$283,848.09
065400	ANTI-DRUG ABUSE DIST. TRUST FD	\$120,820.55	\$243,565.29	\$267,239.71	0.00	\$97,146.13
065405	ANTI-DRUG ABUSE TRUST FUND	\$184,376.90	\$39.68	\$0.00	0.00	\$184,416.58

Riverside County

Fund Summary Report

1/1/13 - 1/31/13

Fund	Fund Name	Balance Forward	Total Debits	Total Credits	Investments	Total
065410	ASSET FORFEITURE SPECIAL FUND	\$442,859.04	\$25,994.27	\$0.00	0.00	\$468,853.31
065430	CFD/ASSESSMENT DIST ADMIN	\$10,875,241.83	\$2,330.60	\$0.00	0.00	\$10,877,572.43
065435	COMM DEV HOUSING LOAN FUND	\$0.00	\$0.00	\$0.00	0.00	\$0.00
065445	CAO REAL ESTATE	\$0.00	\$0.00	\$0.00	0.00	\$0.00
065450	COACHELLA VALLEY AIR QUAL	\$573,477.76	\$0.00	\$0.00	0.00	\$573,477.76
065455	SBE FILING FEES	\$137,742.96	\$29.35	\$0.00	0.00	\$137,772.31
065460	FIRE - ESD EMA	\$1,035,101.16	\$0.00	\$0.00	0.00	\$1,035,101.16
065465	DOG LICENSE REMITTALS	\$425,484.24	\$90,940.00	\$18,316.50	0.00	\$498,107.74
065470	HEALTH DEPT CLEARING	\$119,732.33	\$24,437.15	\$21,518.60	0.00	\$122,650.88
065475	MISSING PERSONS DNA DATA BASE	\$26,847.43	\$9,420.20	\$11,582.40	0.00	\$24,685.23
065480	STATE MOBILEHOME PARKS	\$24,882.33	\$17,820.00	\$0.00	0.00	\$42,702.33
065485	MENTAL HEALTH COMM DONAT	\$217,579.04	\$0.00	\$0.00	0.00	\$217,579.04
065490	INTERIM ASSISTANCE PROG	\$14,888.64	\$20,026.82	\$28,339.60	0.00	\$6,575.86
065495	PLANNING COMMISSION TRUST	\$25,814.78	\$791.00	\$0.00	0.00	\$26,605.78
065500	PROB. ASSET FORFEIT. UNADJ	\$0.79	\$0.00	\$0.00	0.00	\$0.79
065505	COACHELLA TASK FORCE	\$27,771.90	\$11,619.35	\$0.00	0.00	\$39,391.25
065510	SHERIFF ASSET FORFEITURE	\$465,808.20	\$16,423.84	\$2,332.09	0.00	\$479,899.95
065515	SWCNTF UNAAADJUDICATED CASES	\$61,816.62	\$13.40	\$12,533.04	0.00	\$49,296.98
065520	RCC UNIT FEES	\$45,564.70	\$10,061.54	\$4,175.50	0.00	\$51,450.74
065525	SHERIFF RIV EVIDENCE	\$71,960.30	\$0.00	\$0.00	0.00	\$71,960.30
065530	DONATIONS/CLIENT USE	\$78,943.81	\$1,100.00	\$5,120.20	0.00	\$74,923.61
065535	W.C.E.N.T.F. ASSET SEIZURE	\$8,126.84	\$1.73	\$4,070.69	0.00	\$4,057.88
065565	STATE CONTROLLER CLEARING	\$239,010.56	\$305,121.71	\$309,020.10	0.00	\$235,112.17
065570	SUPERIOR COURT CLEARING	\$1,565.12	\$0.00	\$0.00	0.00	\$1,565.12
065585	4 YEAR PLAN	\$2,858,815.03	\$7,298.75	\$3,994.59	0.00	\$2,862,119.19
065590	CANCELLED AGRICULTURE PR	\$1,989,474.50	\$0.00	\$0.00	0.00	\$1,989,474.50
065595	EXCESS PROCEEDS	\$6,494,225.05	\$0.00	\$690,697.68	0.00	\$5,803,527.37
065600	TAX COLL DEL MOBILE HOME	\$1,834,155.61	\$93,339.07	\$57,575.19	0.00	\$1,869,919.49
065605	TC FOLLOW-UP PREDEPOSIT	\$1,984,388.20	\$173,613.07	\$165,889.94	0.00	\$1,972,111.33
065610	TAX COLL GEN REFUNDS-GEN	\$2,386,566.83	\$6,003,483.73	\$3,900,628.56	0.00	\$4,489,412.00
065615	TAX COLLECTOR RETURNED C	(\$3,515,174.88)	\$697,262.39	\$398,436.63	0.00	(\$3,216,349.12)
065620	TAX COLLECTOR PREDEPOSIT	\$493,328,245.08	\$4,916,562.72	\$489,238,883.40	0.00	\$9,005,924.40
065625	TAX COLL REDEMPTION INST	\$7,702,910.56	\$1,370,577.29	\$0.00	0.00	\$9,073,487.85
065630	TAX COLLECTORS CASH DIFFERENCE	\$46,730.11	\$0.00	\$1,172.92	0.00	\$45,557.19
065635	TC TRACT MAP BOND TRUST	\$1,033,840.27	\$282,100.00	\$36,800.00	0.00	\$1,279,140.27
065640	TAX COLL UNSECURED PARTI	\$6,578,013.48	\$291,814.23	\$281,061.15	0.00	\$6,588,766.56
065645	TAX PAYMENTS CLEARING ACCOUNT	\$425,962,473.49	\$63,128,293.40	\$421,348,316.88	0.00	\$67,742,450.01

Riverside County

Fund Summary Report

1/1/13 - 1/31/13

Fund	Fund Name	Balance Forward	Total Debits	Total Credits	Investments	Total
065650	COUNTY TREASURERS UNAPP	\$1,146,763.67	\$1,968,736.15	\$1,146,833.11	0.00	\$1,968,666.71
065655	UNCLAIMED PROP ESCHEATED	\$312,476.40	\$54.14	\$25,258.31	0.00	\$287,272.23
065660	UNCLAIMED PROPERTY GENER	\$163,813.92	\$2,858.12	\$0.00	0.00	\$166,672.04
065695	SO MAIN DIVIDE RD AD #164	\$23,374.75	\$1,504.98	\$15.91	0.00	\$24,863.82
065705	STATE PASS THROUGH	\$213,359.60	\$236,262.75	\$369,398.40	0.00	\$80,223.95
065710	SUPPORT SVS TRUST FUND	\$262,880.91	\$98,168.34	\$0.00	0.00	\$361,049.25
065720	SB 910	\$3,722,661.88	\$68,895.78	\$0.00	0.00	\$3,791,557.66
065725	WELFARE TRUST PROBATION	\$0.00	\$0.00	\$0.00	0.00	\$0.00
065730	WELFARE TRUST	\$2,004,009.58	\$75,933.57	\$277,689.57	0.00	\$1,802,253.58
065735	EARTHQUAKE SAFETY PROGRAM	\$10,197.20	\$5,457.07	\$681.21	0.00	\$14,973.06
065740	STATE REGISTRAR OF VITAL	\$25,760.70	\$30,587.40	\$34,395.90	0.00	\$21,952.20
065745	A.D.A.C.V.N.T.F. TRUST FUND	\$333,292.40	\$1,753.29	\$428.42	0.00	\$334,617.27
065750	CVNTS FEDS ADJUDICATED	\$190,703.85	\$40.67	\$0.00	0.00	\$190,744.52
065755	INMATE WELFARE-SHERIFF	\$9,223,147.91	\$284,631.32	\$579,560.54	0.00	\$8,928,218.69
065760	SWCNTF	\$178,636.78	\$6,707.13	\$0.00	0.00	\$185,343.91
065765	CURR SUPP REFUND CLRG	\$0.00	\$1,182.19	\$7,516.01	0.00	(\$6,333.82)
065775	SUPPLEMENTAL LAW ENFORCEMENT	\$1,281.91	\$14.28	\$0.00	0.00	\$1,296.19
065785	DAWALKER TRUST	\$0.98	\$0.00	\$0.00	0.00	\$0.98
065790	EASTERN TUMF	\$0.00	\$0.00	\$0.00	0.00	\$0.00
065795	COUNTY COUNSEL	\$1,474,154.26	\$51,046.78	\$22,714.50	0.00	\$1,502,486.54
065800	UNDIST BOND PROCEEDS	\$92,434.27	\$0.00	\$0.00	0.00	\$92,434.27
065805	CSA 152 DHS STORMWATER	\$2,055.92	\$4,347.96	\$0.00	0.00	\$6,403.88
065810	CUPA FUND	\$166,450.99	\$66,501.12	\$70,823.60	0.00	\$162,128.51
065815	CONTRACT CITIES ASSET FORF	\$280,663.93	\$60.49	\$0.00	0.00	\$280,724.42
065820	LA QUINTA FIRE	\$4,321,970.93	\$920.49	\$0.00	0.00	\$4,322,891.42
065825	LONG TERM DISABILITY INS	\$2,099,087.41	\$157,686.23	\$205,551.06	0.00	\$2,051,222.58
065835	FISH/GAMES FEE TRUST	\$1,086,612.48	\$5,037.14	\$10,955.50	0.00	\$1,080,694.12
065840	WILDOMAR FISCAL ANALYSIS	\$889.31	\$0.00	\$0.00	0.00	\$889.31
065850	VEH LIC FEE PT COMP FUND	\$73,114,132.35	\$74,158,791.24	\$147,098,318.57	0.00	\$174,605.02
065855	SALES USE TAX COMP FUND	\$18,400,951.39	\$18,672,541.69	\$37,038,083.40	0.00	\$35,409.68
065860	DNA IDENTIFICATION FUND-STATE	\$184,093.99	\$307,156.63	\$184,085.03	0.00	\$307,165.59
065865	HEALTHY KIDS	\$565,465.18	\$161.53	\$0.00	0.00	\$565,626.71
065870	CHILD SUPPORT CLEARING - SDV	\$36,611.15	\$73,345.24	\$86,584.35	0.00	\$23,372.04
065875	DOCUMENTARY TRANSFER TAX	\$165,655.31	\$1,061,977.10	\$804,942.52	0.00	\$422,689.89
065880	RIV CO GANG TASK FORCE DIRECTO	\$7.62	\$0.00	\$0.00	0.00	\$7.62
065885	ENVIRONMENTAL PROCECTION PROSC	\$13,831.51	\$0.90	\$13,803.65	0.00	\$28.76
065890	CASH OUTSIDE RIVERSIDE COUNTY	\$0.00	\$0.00	\$0.00	0.00	\$0.00

Riverside County Fund Summary Report 1/1/13 - 1/31/13

Fund	Fund Name	Balance Forward	Total Debits	Total Credits	Investments	Total
065900	COURT COLLECTIONS CLEARING	\$3,521,092.90	\$5,928,425.57	\$9,449,518.47	0.00	\$0.00
065905	BNET ASSET FORF. UNADJUDICATED	\$24,879.01	\$99,250.80	\$0.00	0.00	\$124,129.81
065910	BNET ASSET FORF-ABJUDICATED	\$216,964.51	\$1,508.24	\$0.00	0.00	\$218,472.75
065915	SWCNTF FED EQ SHARE	\$88,420.21	\$18.86	\$0.00	0.00	\$88,439.07
065916	SHERIFF'S UNCLAIMED FUNDS	\$90,221.70	\$0.00	\$0.00	0.00	\$90,221.70
065920	COACHELLA VALLEY MSHCP	\$164.35	\$0.03	\$0.00	0.00	\$164.38
065925	GANG TASK FORCE-FEDERAL EQUITY	\$0.00	\$0.00	\$0.00	0.00	\$0.00
065930	GANG TASK FORCE - UNADJUDICATE	\$29,496.43	\$6.08	\$0.00	0.00	\$29,502.51
065935	GANG TASK FORCE- ADJUDICATED	\$11,235.98	\$2.44	\$0.00	0.00	\$11,238.42
065940	GREEN BUILDING FEE FUND	\$6,154.68	\$2,550.05	\$719.74	0.00	\$7,984.99
065941	DISABILITY ACCESS SB 1186	\$0.00	\$0.00	\$0.00	0.00	\$0.00
065945	TOURISM BUSINESS IMPROVEMENT D	\$48,313.84	\$639,024.08	\$0.00	0.00	\$687,337.92
065950	TRANS REPAYMENT FUND	\$135.12	\$0.00	\$0.00	0.00	\$135.12
065955	Prop 172 - PUBLIC SAFETY	(\$10,074,926.54)	\$20,843,647.62	\$10,304,355.06	0.00	\$464,366.02
065956	COURT PLACEMENT SSI/SSA TRUST	\$133,281.60	\$28,273.23	\$23,581.90	0.00	\$137,972.93
065957	AF Human Trafficking-Federal	\$0.00	\$0.00	\$0.00	0.00	\$0.00
065958	AF Human Traffickin-Unadj	\$0.00	\$0.00	\$0.00	0.00	\$0.00
065959	AF Human Trafficking Adj	\$0.00	\$0.00	\$0.00	0.00	\$0.00
066000	RPTTF RDV Banning	\$1,027.16	\$2,019,258.52	\$2,020,060.69	0.00	\$224.99
066005	RPTTF RDV Beaumont	\$388.33	\$1,871,884.39	\$1,872,222.01	0.00	\$50.71
066010	RPTTF RDV Blythe	\$616.86	\$2,441,074.71	\$2,441,616.63	0.00	\$74.94
066015	RPTTF RDV Calimesa	\$101.74	\$533,727.46	\$533,818.08	0.00	\$11.12
066020	RPTTF RDV Cathedral City	\$4,312.86	\$16,471,990.66	\$16,475,154.18	0.00	\$1,149.34
066025	RPTTF RDV Coachella	\$927.03	\$3,779,705.52	\$3,780,433.45	0.00	\$199.10
066030	RPTTF RDV Corona	\$2,860.33	\$12,069,754.37	\$12,072,057.48	0.00	\$557.22
066035	RPTTF RDV Desert Hot Springs	\$1,221.31	\$2,226,010.48	\$2,226,958.29	0.00	\$273.50
066040	RPTTF RDV Hemet	\$400,250.01	\$5,407,086.18	\$5,806,840.24	0.00	\$495.95
066045	RPTTF RDV Indian Wells	\$8,268.66	\$18,296,173.12	\$18,303,469.05	0.00	\$972.73
066050	RPTTF RDV Indio	\$1,726.75	\$5,667,503.98	\$5,668,629.76	0.00	\$600.97
066055	RPTTF RDV La Quinta	\$8,170.46	\$34,538,441.53	\$34,545,045.01	0.00	\$1,566.98
066060	RPTTF RDV Lake Elsinore	\$2,376.91	\$9,554,556.17	\$9,556,295.61	0.00	\$637.47
066065	RPTTF RDV March Joint Powers	\$541.16	\$3,012,274.50	\$3,012,764.99	0.00	\$50.67
066070	RPTTF RDV Moreno Valley	\$2,071.92	\$9,602,507.65	\$9,604,257.50	0.00	\$322.07
066075	RPTTF RDV Murrieta	\$1,018.89	\$5,047,834.53	\$5,048,743.88	0.00	\$109.54
066080	RPTTF RDV Norco	\$1,731.48	\$7,028,127.93	\$7,029,461.74	0.00	\$397.67
066085	RPTTF RDV Palm Desert	\$11,000.86	\$41,804,678.98	\$41,497,790.28	0.00	\$317,889.56
066090	RPTTF RDV Palm Springs	\$2,523.66	\$8,306,597.33	\$8,308,597.52	0.00	\$523.47

Riverside County

Fund Summary Report

1/1/13 - 1/31/13

Fund	Fund Name	Balance Forward	Total Debits	Total Credits	Investments	Total
066095	RPTTF RDV Perris	\$1,554.97	\$5,175,527.44	\$5,176,522.01	0.00	\$560.40
066100	RPTTF RDV Rancho Mirage	\$5,747.90	\$24,003,398.02	\$24,007,899.66	0.00	\$1,246.26
066105	RPTTF RDV Riverside County EDA	\$18,095.12	\$44,487,745.75	\$44,503,900.52	0.00	\$1,940.35
066110	RPTTF RDV Riverside	\$6,764.98	\$27,205,947.71	\$27,211,073.42	0.00	\$1,639.27
066115	RPTTF RDV San Jacinto	\$603.86	\$2,294,627.80	\$2,295,068.31	0.00	\$163.35
066120	RPTTF RDV Temecula	\$2,058.81	\$9,754,070.08	\$9,755,848.31	0.00	\$280.58
066125	RDV Asset Proceeds Banning	\$0.00	\$33.81	\$0.00	0.00	\$33.81
066130	RDV Asset Proceeds Beaumont	\$0.00	\$0.00	\$0.00	0.00	\$0.00
066135	RDV Asset Proceeds Blythe	\$0.00	\$0.00	\$0.00	0.00	\$0.00
066140	RDV Asset Proceeds Calimesa	\$0.00	\$0.51	\$0.00	0.00	\$0.51
066145	RDV Asset Proc Cathedral City	\$0.00	\$0.00	\$0.00	0.00	\$0.00
066150	RDV Asset Proceeds Coachella	\$0.00	\$39.61	\$0.00	0.00	\$39.61
066155	RDV Asset Proceeds Corona	\$0.00	\$8,699,342.00	\$8,699,342.00	0.00	\$0.00
066160	RDV Asset Proc Dsr Hot Sprgs	\$0.00	\$0.00	\$0.00	0.00	\$0.00
066165	RDV Asset Proceeds Hemet	\$0.00	\$98.60	\$0.00	0.00	\$98.60
066170	RDV Asset Proc Indian Wells	\$0.00	\$6,492,838.00	\$6,492,838.00	0.00	\$0.00
066175	RDV Asset Proceeds Indio	\$3,026,310.00	\$77.20	\$3,026,310.00	0.00	\$77.20
066180	RDV Asset Proceeds LaQuinta	\$0.00	\$0.00	\$0.00	0.00	\$0.00
066185	RDV Asset Proc Lake Elsinore	(\$0.01)	\$117.93	\$0.00	0.00	\$117.92
066190	RDV Asset Proceeds March	\$0.00	\$334,164.00	\$334,164.00	0.00	\$0.00
066195	RDV Asset Proc Moreno Valley	\$0.00	\$0.00	\$0.00	0.00	\$0.00
066200	RDV Asset Proceeds Murrieta	\$450,160.00	\$5.22	\$450,160.00	0.00	\$5.22
066205	RDV Asset Proceeds Norco	\$0.00	\$58.63	\$0.00	0.00	\$58.63
066210	RDV Asset Proc Palm Desert	\$12,874,855.00	\$328.45	\$12,874,854.99	0.00	\$328.46
066215	RDV Asset Proc Palm Springs	\$0.00	\$160.75	\$0.00	0.00	\$160.75
066220	RDV Asset Proceeds Perris	\$0.00	\$0.00	\$0.00	0.00	\$0.00
066225	RDV Asset Proc Rancho Mirage	\$0.00	\$3,766,193.65	\$3,766,193.65	0.00	\$0.00
066230	RDV Asset Proceeds Riverside	\$0.00	\$86.38	\$0.00	0.00	\$86.38
066235	RDV Asset Proc San Jacinto	\$0.00	\$871,728.87	\$871,728.87	0.00	\$0.00
066240	RDV Asset Proceeds Temecula	\$0.00	\$0.00	\$0.00	0.00	\$0.00
066245	RDV Asset Proc County EDA	\$0.00	\$275.20	\$0.00	0.00	\$275.20
069000	COUNTY A	\$0.00	\$0.00	\$0.00	0.00	\$0.00
069001	COUNTY B	\$43,844,747.39	\$314,183,302.46	\$233,149,568.47	0.00	\$124,878,481.38
069002	COUNTY C WARRANTS	\$804,675.94	\$30,352,289.82	\$29,521,954.07	0.00	\$1,635,011.69
069004	ELECTRONIC FUND TRANSFER	\$1,838,179.60	\$371,748,755.95	\$356,569,873.91	0.00	\$17,017,061.64
069005	DPSS CATAGORY#11	\$281,999.63	\$1,058,562.48	\$1,288,877.43	0.00	\$51,684.68
069006	CAT 5 PROPERETY TAX EFT	\$5,314.99	\$347,228,347.44	\$347,228,347.44	0.00	\$5,314.99

Riverside County

Fund Summary Report

1/1/13 - 1/31/13

Fund	Fund Name	Balance Forward	Total Debits	Total Credits	Investments	Total
069007	CAT 11 STALE DATED WARRANTS	\$216,566.71	\$1,936.74	\$0.00	0.00	\$218,503.45
069008	STALE DATED WARRANTS	\$7,547,868.71	\$321,338.52	\$318,627.83	0.00	\$7,550,579.40
069009	PAYROLL NET PAY WARR CLG	\$39,972.44	\$97,100,793.22	\$96,701,274.43	0.00	\$439,491.23
069010	CAT 2 STALE-DATED "A" WARRANTS	\$148,728.41	\$14,428.67	\$1,332.58	0.00	\$161,824.50
069011	PROPERTY TAX STALE DATED WARRA	\$4,924,880.64	\$1,009,236.76	\$89,722.01	0.00	\$5,844,395.39
069012	E-Payables Clearing Fund	\$388,621.94	\$5,708,476.21	\$5,742,762.34	0.00	\$354,335.81
069021	WESTERN TUMF	\$1,889,045.40	\$321,044.00	\$2,060,160.80	0.00	\$149,928.60
	Sub Total:	\$3,839,280,828.15	\$5,351,558,668.62	\$5,848,403,172.23	\$0.00	\$3,342,436,324.54
22410	CORONA NORCO UNIFIED	\$59,798,841.12	\$45,234,842.20	\$60,176,231.35	0.00	\$44,857,451.97
22411	ADULT ED	\$1,191,920.06	\$29,887.00	\$101,024.53	0.00	\$1,120,782.53
22414	DEFERRED MAINT FUND	\$2,509,894.99	\$1,184.69	\$188,513.53	0.00	\$2,322,566.15
22417	Special Reserve for Other	\$4,359,133.95	\$1,305.70	\$0.00	0.00	\$4,360,439.65
22425	CAPITAL FAC FUND	\$5,615,303.58	\$4,451,041.94	\$199,521.04	0.00	\$9,866,824.48
22426	GO BOND 1ST ISSUANCE	\$2,192,935.40	\$40,115.58	\$2,633,121.28	0.00	(\$400,070.30)
22427	2006 GO BOND SERIES B	\$88.34	\$0.02	\$0.00	0.00	\$88.36
22428	ISSUE BDE	\$7,847.13	\$1.69	\$0.00	0.00	\$7,848.82
22435	STATE SCHOOL FACILITIES PROG S	\$6,509,953.75	\$8,028.76	\$894,737.66	0.00	\$5,623,244.85
22436	HVAC	\$0.00	\$0.00	\$0.00	0.00	\$0.00
22440	SPECIAL RESERVE FUND SPE	\$215,686.44	\$375.83	\$197,883.13	0.00	\$18,179.14
22451	BOND AND INTEREST FUND	\$1,531.07	\$0.33	\$0.00	0.00	\$1,531.40
22467	INSURANCE RESERVE FUND	\$4,808,263.83	\$173,571.28	\$325,997.96	0.00	\$4,655,837.15
22468	OPEB	\$4,383,663.36	\$54,562.60	\$0.00	0.00	\$4,438,225.96
22470	CPUG PURCHASING	\$122,890.30	\$26.10	\$3,000.00	0.00	\$119,916.40
22471	FINANCE/PERSONNEL	\$297,953.10	\$65.21	\$49,234.59	0.00	\$248,783.72
22472	STUDENT	\$49,807.69	\$10.61	\$0.00	0.00	\$49,818.30
22473	EMERGENCY	\$174,732.51	\$37.52	\$0.00	0.00	\$174,770.03
22474	CONFERENCE	\$63,249.76	\$9,013.61	\$0.00	0.00	\$72,263.37
22475	ADMINISTRATIVE	\$26,514.97	\$5.69	\$2,200.00	0.00	\$24,320.66
22477	CSIS	\$2,422.59	\$0.52	\$0.00	0.00	\$2,423.11
22519	LEE LAKE WATER DISTRICT CFD 3	\$402,192.43	\$0.00	\$0.00	0.00	\$402,192.43
22522	CFD 04-1	\$3,189.96	\$0.69	\$0.00	0.00	\$3,190.65
22523	CFD 04-2	\$2,767.18	\$0.00	\$0.00	0.00	\$2,767.18
22528	CFD 06-1	\$0.00	\$0.00	\$0.00	0.00	\$0.00
22529	CFD 05-1	\$55,146.99	\$0.00	\$0.00	0.00	\$55,146.99
22530	JCSD 14 JURUPA	\$163,985.32	\$35.27	\$0.00	0.00	\$164,020.59
22531	JCSD 23 JURUPA	\$7,446.07	\$1.60	\$0.00	0.00	\$7,447.67
22532	JCSD 25 JURUPA	\$32,643.23	\$7.03	\$0.00	0.00	\$32,650.26

Riverside County

Fund Summary Report

1/1/13 - 1/31/13

Fund	Fund Name	Balance Forward	Total Debits	Total Credits	Investments	Total
22533	JCSD 26 JURUPA	\$5,256.26	\$1.13	\$0.00	0.00	\$5,257.39
22534	JCSD 32 JURUPA	\$0.00	\$0.00	\$0.00	0.00	\$0.00
22535	JCSD 24 JURUPA	\$96,559.18	\$20.77	\$0.00	0.00	\$96,579.95
22536	JCSD 28 JURUPA	\$759,305.52	\$715,110.85	\$0.00	0.00	\$1,474,416.37
22537	JCSD 15 JURUPA	\$2,908.46	\$0.63	\$0.00	0.00	\$2,909.09
22538	JCSD 30 JURUPA	\$0.00	\$0.00	\$0.00	0.00	\$0.00
22539	JCSD 29 JURUPA	\$0.05	\$0.00	\$0.00	0.00	\$0.05
22540	JCSD 27 JURUPA	\$835,082.64	\$578,472.95	\$0.00	0.00	\$1,413,555.59
22541	CFD 06-2	\$1,294,434.41	\$278.49	\$311.00	0.00	\$1,294,401.90
22542	JCSD 33	\$1,116,066.51	\$358,665.29	\$0.00	0.00	\$1,474,731.80
22543	JCSD 31	\$39,800.10	\$8.56	\$0.00	0.00	\$39,808.66
22544	JCSD 22	\$84,124.89	\$11.12	\$0.00	0.00	\$84,136.01
22545	JCSD 39	\$1,392,799.02	\$299.63	\$0.00	0.00	\$1,393,098.65
22546	CFD 07-1	\$14,828.90	\$3.19	\$0.00	0.00	\$14,832.09
22547	CFD 07-2	\$18,336.85	\$3.94	\$0.00	0.00	\$18,340.79
22548	JCSD35	\$0.02	\$0.00	\$0.00	0.00	\$0.02
22549	JCSD38	\$0.00	\$0.00	\$0.00	0.00	\$0.00
22581	CFD 94-1 AMDIN	\$32,845.67	\$67,216.31	\$360.50	0.00	\$99,701.48
22582	CFD 95-1 ADMIN	\$209,708.87	\$136,101.36	\$427.00	0.00	\$345,383.23
22583	CFD 96-1 ADMIN	\$163,406.44	\$226,422.12	\$482.50	0.00	\$389,346.06
22584	CFD 3	\$19,286.74	\$4.37	\$0.00	0.00	\$19,291.11
22585	CFD 98-1 CONST FUND	\$840,714.55	\$2,163,198.05	\$0.00	0.00	\$3,003,912.60
22586	CFD 98-2 ADMIN	\$55,028.97	\$72,676.00	\$291.50	0.00	\$127,413.47
22610	TRAN - CNUUSD	\$0.00	\$0.00	\$0.00	0.00	\$0.00
22611	TRAN INTEREST CNUUSD	\$25,152.26	\$8,270.74	\$0.00	0.00	\$33,423.00
22612	2009 REPAYMENT FUND	\$0.00	\$0.00	\$0.00	0.00	\$0.00
22705	CHILD NUTRITION	\$0.00	\$0.00	\$0.00	0.00	\$0.00
22710	Intermediate ASB	\$400,740.33	\$70.44	\$0.00	0.00	\$400,810.77
22720	Centennial HS ASB	\$275,335.21	\$55.03	\$0.00	0.00	\$275,390.24
22730	Corona HS ASB	\$258,245.16	\$31.66	\$0.00	0.00	\$258,276.82
22750	Norco HS ASB	\$389,385.55	\$52.19	\$75,000.00	0.00	\$314,437.74
22755	Roosevelt HS ASB	\$199,381.35	\$42.90	\$0.00	0.00	\$199,424.25
22760	Santiago HS ASB	\$708,307.12	\$118.24	\$0.00	0.00	\$708,425.36
30110	DESERT COMM COLL GF	\$9,442,808.75	\$10,381,077.27	\$3,641,308.02	0.00	\$16,182,578.00
30121	DESERT COMMUNITY COLLEGE-BOND	\$15,127,187.48	\$2,714,620.69	\$5,646,225.00	0.00	\$12,195,583.17
30133	DESERT COMM COLL CHILD DEV	(\$47,709.11)	\$113,230.98	\$60,295.65	0.00	\$5,226.22
30141	DESERT COMM COLL CAP OUTLAY	\$134,766,792.95	\$3,216,277.65	\$3,588,321.16	0.00	\$134,394,749.44

Riverside County Fund Summary Report

1/1/13 - 1/31/13

Fund	Fund Name	Balance Forward	Total Debits	Total Credits	Investments	Total
30161	DESERT COMM COLL SELF INS	\$594,614.05	\$135.01	\$0.00	0.00	\$594,749.06
30169	DESERT COMM COLLEGE SPEC RES	\$5,213,232.27	\$49,894.72	\$46,646.57	0.00	\$5,216,480.42
30172	DESERT COMMUNITY COLLEGE	\$4,474.51	\$1.20	\$1,400.46	0.00	\$3,075.25
30173	DESERT COMM COLL STUDENT CENTE	\$24,916.58	\$10.49	\$1,547.38	0.00	\$23,379.69
30310	MT SAN JAC GENERAL FUND	\$11,196,672.67	\$6,588,973.21	\$7,852,788.72	0.00	\$9,932,857.16
30332	MT. SAN JACINTO C.C. - CAFETER	\$9,171.50	\$90,021.14	\$95,713.84	0.00	\$3,478.80
30333	MT SAN JAC CHILD DEV	\$116,376.47	\$186,758.48	\$83,918.78	0.00	\$219,216.17
30341	MT SAN JAC CAP OUTLAY PROJ	\$851,713.60	\$635,868.62	\$204,977.63	0.00	\$1,282,604.59
30343	MT. SAN JACINTO C.C.	\$869,056.21	\$29,257.80	\$673,310.94	0.00	\$225,003.07
30361	MTSAN JAC SELF INS FUND	\$282,598.80	\$85.87	\$10,491.86	0.00	\$272,192.81
30510	PALO VERDE CC GENERAL FUND	\$1,572,486.71	\$873,729.83	\$1,658,251.76	0.00	\$787,964.78
30521	PALO VERDE COMM COLL B&I	\$251,174.95	\$98,279.24	\$112,519.38	0.00	\$236,934.81
30533	PALO VERDE CC DEV FUND	\$59,072.44	\$47,100.53	\$35,865.09	0.00	\$70,307.88
30541	PALO VERDE CC CAP OUTLAY PROJ	\$525,079.56	\$169.96	\$2,640.00	0.00	\$522,609.52
30551	PALO VERDE COMM COLLEGE-BOOKST	\$350,534.62	\$79.60	\$0.00	0.00	\$350,614.22
30561	PALO VERDE CC SELF INS FUND	\$284,898.98	\$74.25	\$0.00	0.00	\$284,973.23
30574	PALO VERDE CC STUDENT FINC AID	\$0.00	\$0.00	\$0.00	0.00	\$0.00
30710	RCC GENERAL FUND	\$10,196,669.76	\$35,950,388.22	\$19,333,098.31	0.00	\$26,813,959.67
30721	RCC BOND/REDEMPTION	\$8,432,728.53	\$2,468,841.77	\$6,494,609.00	0.00	\$4,406,961.30
30732	RCC CAFETERIA FUND	\$97,822.00	\$61,807.19	\$120,616.32	0.00	\$39,012.87
30733	RCC CHILD DEV FUND	\$146,978.42	\$55,601.25	\$70,928.41	0.00	\$131,651.26
30741	RCC CAPITAL OUTLAY PROJ	\$79,266,419.13	\$60,709.04	\$3,711,946.12	0.00	\$75,615,182.05
30761	RCC SELF INSURANCE FUND	\$5,885,747.21	\$857,466.20	\$658,116.16	0.00	\$6,085,097.25
31001	ALVORD GENERAL FUND	\$21,936,939.98	\$13,977,255.97	\$27,552,297.42	0.00	\$8,361,898.53
31011	ALVORD ADULT ED FUND	\$104,645.63	\$10.99	\$7,597.92	0.00	\$97,058.70
31013	Alvord USD-Cafeteria Fund	\$0.00	\$0.00	\$0.00	0.00	\$0.00
31014	ALVORD DEFERRED MAINT FUND	\$288,180.24	\$69.99	\$8,379.59	0.00	\$279,870.64
31021	ALVORD BUILDING FUND	\$3,671,711.29	\$1,183.38	\$22,242.00	0.00	\$3,650,652.67
31025	ALVORD CAPITAL FACILITIES FUND	\$1,850,180.01	\$122,413.10	\$20,471.03	0.00	\$1,952,122.08
31035	ALVORD COUNTY SCH FAC FUND	\$665,096.61	\$27,705.28	\$0.00	0.00	\$692,801.89
31040	ALVORD SPECIAL RES CAP FUND	\$2,020,209.46	\$459.17	\$0.00	0.00	\$2,020,668.63
31051	ALVORD BOND INT & REDEMP FUND	\$3,895,337.93	\$1,518,068.98	\$3,905,867.50	0.00	\$1,507,539.41
31067	ALVORD SELF INSURANCE FUND	\$4,411,259.28	\$99,814.43	\$54,370.94	0.00	\$4,456,702.77
31073	ALVORD USD-FOUNDATION FUND	\$61,101.46	\$13,166.57	\$7,000.00	0.00	\$67,268.03
31301	BANNING GENERAL FUND	\$6,181,904.84	\$3,172,785.61	\$7,394,754.59	0.00	\$1,959,935.86
31311	BANNING ADULT EDUCATION	\$26,785.42	\$6.04	\$0.00	0.00	\$26,791.46
31313	BANNING CAFETERIA FUND	\$1,006,083.43	\$545,644.47	\$177,396.63	0.00	\$1,374,331.27

Riverside County Fund Summary Report

1/1/13 - 1/31/13

Fund	Fund Name	Balance Forward	Total Debits	Total Credits	Investments	Total
31314	BANNING DEFERRED MAINT FUND	\$698.70	\$0.16	\$0.00	0.00	\$698.86
31321	BANNING USD-BOND BLDG FUND	\$3,013,229.42	\$804,839.62	\$559,278.15	0.00	\$3,258,790.89
31325	BANNING CAPITAL FACILITIES	\$3,757,708.12	\$94,704.11	\$3,331.05	0.00	\$3,849,081.18
31335	BANNING COUNT SCHOOL FACILITIE	\$401,879.75	\$401,971.01	\$803,759.50	0.00	\$91.26
31351	BANNING USD INT AND RED FUND	\$1,856,750.50	\$447,360.98	\$1,072,279.38	0.00	\$1,231,832.10
31373	Banning USD-Foundation Private	\$0.00	\$162,118.10	\$0.00	0.00	\$162,118.10
31801	BEAUMONT GENERAL FUND	\$16,324,577.69	\$5,540,975.46	\$5,175,337.46	0.00	\$16,690,215.69
31811	BEAUMONT ADULT EDUCATION	\$588,850.79	\$161,181.30	\$97,650.16	0.00	\$652,381.93
31812	BEAUMONT USD CAFETERIA FUND	\$0.00	\$0.00	\$0.00	0.00	\$0.00
31813	BEAUMONT CAFETERIA FUND	\$1,297,493.21	\$379,210.57	\$234,725.62	0.00	\$1,441,978.16
31814	BEAUMONT DEF MAINT FUND	\$305,807.00	\$73.32	\$0.00	0.00	\$305,880.32
31815	BEAUMONT PUPIL TRANSPORTATION	\$377,166.24	\$85.65	\$0.00	0.00	\$377,251.89
31817	BEAUMONT SPECIAL RESERVE NON C	\$1,251,959.69	\$284.28	\$0.00	0.00	\$1,252,243.97
31821	BEAUMONT BOND BUILDING	\$21,523,104.30	\$6,974.15	\$147,919.56	0.00	\$21,382,158.89
31825	BEAUMONT CAPITAL FACILITIES	\$4,993,459.90	\$106,057.55	\$23,286.07	0.00	\$5,076,231.38
31830	BEAUMONT STATE SCHOOL BLDG LP	\$0.00	\$0.00	\$0.00	0.00	\$0.00
31835	BEAUMONT COUNTY SCHOOL FACILIT	\$0.00	\$0.00	\$0.00	0.00	\$0.00
31840	BEAUMONT SPECIAL RESERVE CAPITA	\$170,979.68	\$169.16	\$39,251.58	0.00	\$131,897.26
31851	BEAUMONT BOND INTEREST&REDEM	\$1,929,418.38	\$818,255.17	\$1,082,558.75	0.00	\$1,665,114.80
32101	COACHELLA VALLEY GENERAL FUND	\$16,432,896.16	\$17,853,965.61	\$18,182,637.77	0.00	\$16,104,224.00
32111	COACHELLA VALLEY ADULT ED FUND	\$599,806.62	\$101,363.15	\$98,864.50	0.00	\$602,305.27
32112	COACHELLA VALLEY CHILD DEV FUN	\$76,231.98	\$221,201.44	\$245,336.71	0.00	\$52,096.71
32113	COACHELLA VALLEY USD-CAFETERIA	\$2,918,765.43	\$3,089,038.87	\$1,226,292.99	0.00	\$4,781,511.31
32114	COACHELLA VALLEY DEFERRED MAIN	\$934,186.34	\$225.38	\$187,074.32	0.00	\$747,337.40
32121	COACHELLA VALLEY BOND BUILDING	\$80,002,371.82	\$18,238.10	\$254,699.84	0.00	\$79,765,910.08
32125	COACHELLA VALLEY CAPITAL FAC.	\$3,330,295.90	\$138,908.90	\$4,576.00	0.00	\$3,464,628.80
32135	COACHELLA VALLEY COUNTY SCHOOL	\$3,810,989.09	\$865.81	\$33,982.59	0.00	\$3,777,872.31
32140	COACHELLA VALLEY SPEC RES CAPI	\$7,675,932.68	\$1,571,799.99	\$34,735.00	0.00	\$9,212,997.67
32151	COACHELLA VALLEY BON & INTERES	\$6,853,387.53	\$1,285,852.19	\$3,020,299.66	0.00	\$5,118,940.06
32167	COACHELLA VALLEY SELF INSURED	\$645,039.08	\$546,793.67	\$454,418.40	0.00	\$737,414.35
32451	CORONA-NORCO BOND & INTEREST	\$10,772,834.55	\$3,329,836.50	\$4,822,570.63	0.00	\$9,280,100.42
32701	DESERT CENTER GENERAL FUND	\$468,818.40	\$195,488.75	\$41,661.40	0.00	\$622,645.75
32714	DESERT CENTER DEFERRED MAINT	\$0.00	\$0.00	\$0.00	0.00	\$0.00
33001	DESERT SANDS GENERAL FUND	\$20,330,884.85	\$46,489,726.54	\$24,713,312.40	0.00	\$42,107,298.99
33009	DESERT SANDS CHARTER SPEC REV	\$6,797,270.57	\$947,777.50	\$990,530.66	0.00	\$6,754,517.41
33011	DESERT SANDS ADULT ED FUND	\$105,578.72	\$25.46	\$284.36	0.00	\$105,319.82
33012	DESERT SANDS CHILD DEV FUND	\$549,998.53	\$103,394.18	\$59,613.48	0.00	\$593,779.23

Riverside County

Fund Summary Report

1/1/13 - 1/31/13

Fund	Fund Name	Balance Forward	Total Debits	Total Credits	Investments	Total
33013	DESERT SANDS CAFETERIA FUND	\$581,109.41	\$1,213,681.84	\$1,010,612.00	0.00	\$784,179.25
33014	DESERTSANDS DEF MAINT FUND	\$1,177,498.69	\$273.08	\$10,217.90	0.00	\$1,167,553.87
33017	DESERT SANDS-USD SPEC RES	\$1,484,574.62	\$337.13	\$0.00	0.00	\$1,484,911.75
33021	DESERTSANDS BOND BLDG FUND	\$101,257,611.23	\$8,413,518.34	\$3,942,958.25	0.00	\$105,728,171.32
33025	DESERT SANDS CAPITAL FACILITIE	\$8,491,959.53	\$127,271.23	\$204,068.13	0.00	\$8,415,162.63
33035	DESERTSANDS CO SCHOOL FAC FUND	\$52.05	\$8,402,558.01	\$8,402,610.05	0.00	\$0.01
33040	DESEERT SANDS SPECIAL RES CAP	\$20,017,886.77	\$5,334,925.67	\$283,025.88	0.00	\$25,069,786.56
33051	DESERT SANDS UNIFIED SCHOOL DI	\$27,804,701.72	\$8,543,923.01	\$2,638,200.00	0.00	\$33,710,424.73
33067	DESERT SANDS SELF INS FUND	\$6,574,421.72	\$480,641.33	\$446,862.75	0.00	\$6,608,200.30
33401	LAKE ELSINORE GENERAL FUND	\$23,731,692.97	\$45,316,994.02	\$50,895,056.60	0.00	\$18,153,630.39
33409	LAKE ELSINORE USD-SO CA ONLINE	\$147,224.94	\$1,317,558.32	\$131,682.29	0.00	\$1,333,100.97
33411	LAKE ELSINORE ADULT ED FUND	\$62,014.25	\$0.00	\$51,902.17	0.00	\$10,112.08
33412	LAKE ELSINORE CHILD DEV FUND	\$291,869.91	\$334,874.24	\$229,039.94	0.00	\$397,704.21
33414	LAKE ELSINORE DEFERRED MAINT	\$0.00	\$0.00	\$0.00	0.00	\$0.00
33415	LAKE ELSINORE PUPIL TRANS FUND	\$0.00	\$0.00	\$0.00	0.00	\$0.00
33425	LAKE ELSINORE CAPITAL FACILITI	\$4,911,437.51	\$260,042.29	\$769,236.09	0.00	\$4,402,243.71
33435	LAKE ELSINORE COUNTY SCHOOL FA	\$181,885.48	\$41.30	\$0.00	0.00	\$181,926.78
33440	LAKE ELSINORE SPECIAL RESERVE	\$295,470.64	\$250,067.10	\$0.00	0.00	\$545,537.74
33467	LAKE ELS USD-SELF INS FUND	\$3,916,933.45	\$60,673.41	\$175,917.84	0.00	\$3,801,689.02
33901	HEMET GENERAL FUND	\$37,482,279.51	\$20,624,937.20	\$40,451,865.95	0.00	\$17,655,350.76
33909	HEMET USD-CHARTER SCH FUND	\$401,540.58	\$315,654.91	\$310,848.53	0.00	\$406,346.96
33911	HEMET ADULT ED FUND	\$487,283.57	\$34,817.24	\$42,416.25	0.00	\$479,684.56
33912	HEMET CHILD DEV FUND	\$83,807.10	\$203,335.41	\$153,936.74	0.00	\$133,205.77
33913	Hemet USD-Cafeteria Fund	\$276,543.51	\$476,110.27	\$543,483.80	0.00	\$209,169.98
33914	HEMET DEFERRED MAINT FD	\$625,542.91	\$158.18	\$83,958.83	0.00	\$541,742.26
33917	HEMET SPEC RES NON CAP	\$0.00	\$0.00	\$0.00	0.00	\$0.00
33921	HEMET UNIFIED BOND BLDG	\$35,280,507.20	\$9,073.85	\$189,342.63	0.00	\$35,100,238.42
33925	HEMET CAP FACILITIES FD	\$3,041,251.07	\$9,944.95	\$36,536.85	0.00	\$3,014,659.17
33935	HEMET CO SCHOOL FAC BLDG	\$10,111.16	\$1,828.08	\$0.00	0.00	\$11,939.24
33940	HEMET USD SPECIAL RES	\$33,188.18	\$671,882.53	\$671,875.00	0.00	\$33,195.71
33951	HEMET UNIFIED BOND INTEREST/RE	\$5,785,657.74	\$2,200,614.77	\$3,096,598.65	0.00	\$4,889,673.86
33967	HEMET SELF INS FUND	\$10,425,057.40	\$285,310.69	\$571,375.29	0.00	\$10,138,992.80
33968	Hemet USD-Self Ins Post Employ	\$175,137.89	\$149,829.00	\$116,334.19	0.00	\$208,632.70
34001	SANTA ROSA ACADEMY INC GF	\$2,096,068.69	\$578,871.30	\$568,537.59	0.00	\$2,106,402.40
34040	SANTA ROSA ACADEMY SRF	\$18,524.45	\$1,581.60	\$0.00	0.00	\$20,106.05
34076	SANTA ROSA ACADEMY-AGENCY FUND	\$0.00	\$0.00	\$0.00	0.00	\$0.00
34101	RIVER SPRINGS CHARTER SCHOOL	\$5,935,089.21	\$3,702,602.29	\$3,177,684.41	0.00	\$6,460,007.09

Riverside County

Fund Summary Report

1/1/13 - 1/31/13

Fund	Fund Name	Balance Forward	Total Debits	Total Credits	Investments	Total
34109	RIVER SPRINGS CHARTER SCHOOL	\$0.00	\$0.00	\$0.00	0.00	\$0.00
34176	RIVER SPRINGS CHARTER SCHOOL	\$0.00	\$0.00	\$0.00	0.00	\$0.00
34201	Father's Heart Charter School	\$0.00	\$0.00	\$0.00	0.00	\$0.00
34477	PAYROLL TAXES WARRANT PASS THR	\$15,063.74	\$0.00	\$0.00	0.00	\$15,063.74
34478	STRS WARRANT PASS THRU	\$166,748.53	\$0.00	\$0.00	0.00	\$166,748.53
34479	PERS WARRANT PASS THRU	(\$21,994.69)	\$0.00	\$0.00	0.00	(\$21,994.69)
34480	GARNISHMENTS WARRANT PASS THRU	\$2,686.28	\$0.00	\$0.00	0.00	\$2,686.28
34481	TAX SHELTER ANNUITY WARRANT P	\$26,031.80	\$0.00	\$0.00	0.00	\$26,031.80
34482	MISC WARRANT PASS THRU	\$40,903.97	\$0.00	\$0.00	0.00	\$40,903.97
34483	FEDERAL WITHHOLDING PASS THRU	\$0.00	\$0.00	\$0.00	0.00	\$0.00
34484	STATE WITHHOLDING PASS THRU	(\$4,192.55)	\$0.00	\$0.00	0.00	(\$4,192.55)
34485	MEDICARE PASS THRU	\$0.00	\$0.00	\$0.00	0.00	\$0.00
34486	FICA PASS THRU	\$0.00	\$0.00	\$0.00	0.00	\$0.00
34487	DEFERRED PAY PASS THRU	\$12,539.30	\$0.00	\$0.00	0.00	\$12,539.30
34490	REVENUE CLEARING PASS THRU	(\$12,286.03)	\$0.00	\$0.00	0.00	(\$12,286.03)
34491	COMMERCIAL WARRANT PASS THRU	(\$4,768.69)	\$0.00	\$0.00	0.00	(\$4,768.69)
34492	PAYROLL CLEARING PASS THRU	(\$99,975.73)	\$0.00	\$0.00	0.00	(\$99,975.73)
34601	JURUPA GENERAL FUND	\$34,752,590.16	\$14,318,269.04	\$37,753,029.69	0.00	\$11,317,829.51
34611	JURUPA ADULT EDUCATION FUND	\$31,513.33	\$25.20	\$1,227.88	0.00	\$30,310.65
34612	JURUPA CHILD DEV FUND	\$247,146.45	\$1,849.24	\$54,699.17	0.00	\$194,296.52
34613	JURUPA CAFETERIA FUND	\$2,621,175.98	\$706,974.20	\$605,431.81	0.00	\$2,722,718.37
34614	JURUPA DEF MAINT FUND	\$0.00	\$0.00	\$0.00	0.00	\$0.00
34621	JURUPA UNIFIED BOND BLDG	\$0.00	\$0.00	\$0.00	0.00	\$0.00
34625	JURUPA CAPITAL FACILITIES	\$1,172,351.98	\$34,573.94	\$18,181.50	0.00	\$1,188,744.42
34630	JURUPA STATE SCH BLDG LP	\$91,679.51	\$297.90	\$0.00	0.00	\$91,977.41
34635	JURUPA UNIFIED CO SCH FAC FUND	\$3,344,058.57	\$771.95	\$2,163.01	0.00	\$3,342,667.51
34640	JURUPA SPEC RES CAPITAL	\$1,914,330.79	\$120,948.63	\$456,897.71	0.00	\$1,578,381.71
34651	JURUPA UNI BOND INT FUND	\$2,288,885.06	\$643,618.80	\$1,048,368.75	0.00	\$1,884,135.11
34667	JURUPA SELF INSURANCE FUND	\$211,901.39	\$2,738.02	\$8,520.75	0.00	\$206,118.66
34673	JURUPA-USD FOUNDATION FUND	\$74,438.05	\$1,232.93	\$501.00	0.00	\$75,169.98
34901	MENIFEE UNION GENERAL FUND	\$15,726,282.95	\$5,348,314.62	\$5,248,788.41	0.00	\$15,825,809.16
34912	MENIFEE UNION CHILD DEV	\$42,531.93	\$24,341.49	\$27,488.19	0.00	\$39,385.23
34913	MENIFEE UNION CAFETERIA	\$1,008,128.29	\$205,929.28	\$205,312.51	0.00	\$1,008,745.06
34914	MENIFEE UNION DEFERRED MAINT	\$0.00	\$0.00	\$0.00	0.00	\$0.00
34921	MENIFEE UNION	\$3,121,331.07	\$733.39	\$82,498.00	0.00	\$3,039,566.46
34925	MENIFEE UNION CAPITAL FACILITI	\$16,794,686.23	\$106,204.98	\$527,274.22	0.00	\$16,373,616.99
34951	MENIFEE UNION BOND&INTEREST RE	\$1,290,797.53	\$451,422.53	\$982,712.51	0.00	\$759,507.55

Riverside County

Fund Summary Report

1/1/13 - 1/31/13

Fund	Fund Name	Balance Forward	Total Debits	Total Credits	Investments	Total
35251	MORENO VALLEY USDB&I	\$2,570,126.82	\$843,491.76	\$826,465.63	0.00	\$2,587,152.95
35601	MURRIETA VALLEY GENERAL FUND	\$36,949,578.24	\$15,447,013.90	\$45,000,142.87	0.00	\$7,396,449.27
35611	MURRIETA VALLEY ADULT ED	\$176,055.80	\$672.90	\$28,609.17	0.00	\$148,119.53
35612	MURRIETA VALLEY CHILD DEV	\$86,246.21	\$315,365.43	\$320,532.55	0.00	\$81,079.09
35613	MURRIETA VALLEY CAFETERIA FUND	\$135,305.10	\$652,487.09	\$263,212.06	0.00	\$524,580.13
35614	MURRIETA VALLEY DEFERRED MAINT	\$3,157.13	\$0.72	\$0.00	0.00	\$3,157.85
35621	MURRIETA VALLEY BLDG FUND	\$5,138,328.91	\$1,185.49	\$79,377.15	0.00	\$5,060,137.25
35625	MURRIETA VALLEY CAP FAC	\$9,185,106.28	\$150,885.33	\$594,577.20	0.00	\$8,741,414.41
35630	MURRIETA VALLEY ST BLDG	\$0.00	\$0.00	\$0.00	0.00	\$0.00
35635	MURRIETA VALLEY CO BLDG	\$216,104.49	\$49.33	\$0.00	0.00	\$216,153.82
35651	MURRIETA VALLEY BOND INT& RED	\$7,558,794.23	\$2,580,469.75	\$0.00	0.00	\$10,139,263.98
35667	MURRIETA VALLEY USD-SELF INS F	\$0.00	\$0.00	\$0.00	0.00	\$0.00
35801	NUVIEW UNION GENERAL FUND	\$2,508,423.96	\$3,656,530.88	\$2,547,661.68	0.00	\$3,617,293.16
35809	NUVIEW UNION CHAPTERREVENUE FU	\$524,729.40	\$245,987.51	\$241,778.31	0.00	\$528,938.60
35812	NUVIEW UNION-CHILD DEV FUND	\$185,072.48	\$338,062.53	\$224,646.24	0.00	\$298,488.77
35813	NUVIEW UNION-CAFETERIA FUND	\$83,392.86	\$34,529.17	\$93,948.31	0.00	\$23,973.72
35814	NUVIEW UNION DEFERRED MAINT	\$0.00	\$0.00	\$0.00	0.00	\$0.00
35821	NUVIEW UNION BOND BLDGFUND	\$83,555.18	\$18.97	\$0.00	0.00	\$83,574.15
35825	NUVIEW UNION CAPITAL FACILITIE	\$1,890.77	\$1.60	\$0.00	0.00	\$1,892.37
35851	NUVIEW UNION-BOND/INT REDEMPTI	\$169,814.36	\$46,512.68	\$90,275.00	0.00	\$126,052.04
36101	PALM SPRINGS GENERAL FUND	\$58,561,206.18	\$23,284,036.73	\$15,818,637.03	0.00	\$66,026,605.88
36109	PALM SPRINGS USD-CHARTER S F	\$1,905,254.41	\$290,122.35	\$358,072.21	0.00	\$1,837,304.55
36111	PALM SPRINGS ADULT ED FUND	\$142,249.76	\$35.25	\$1,266.84	0.00	\$141,018.17
36112	PALM SPRINGS CHILD DEV FUND	\$642,456.15	\$147,681.57	\$170,716.36	0.00	\$619,421.36
36113	PALM SPRINGS USD/CAFETERIA	\$2,099,642.04	\$2,365,010.01	\$1,195,768.78	0.00	\$3,268,883.27
36114	PALM SPRINGS DEF MAINT FUND	\$519,766.58	\$134.69	\$0.00	0.00	\$519,901.27
36117	PALM SPRINGS SPEC RES NON CAP	\$14,119,794.80	\$3,206.17	\$0.00	0.00	\$14,123,000.97
36121	PALM SPRINGS BUILDING FUND	\$81,108,263.28	\$43,388.12	\$6,378,990.84	0.00	\$74,772,660.56
36125	PALM SPRINGS CAP FAC FUND	\$16,965,228.04	\$251,242.99	\$78,696.45	0.00	\$17,137,774.58
36135	PALM SPRING CO SCHOOL FAC	\$31,404.70	\$7,740.70	\$31,404.70	0.00	\$7,740.70
36140	PALM SPRINGS SPEC RES CAP FUND	\$3,230,967.59	\$17,203.70	\$2,638.15	0.00	\$3,245,533.14
36151	PALM SPRINGS BOND INT/REDM FUN	\$20,573,724.47	\$4,346,927.33	\$8,988,889.07	0.00	\$15,931,762.73
36167	PALM SPRINGS USD SELF INS	\$7,542,534.81	\$324,862.65	\$120,557.78	0.00	\$7,746,839.68
36168	PALM SPRINGS USD-SELF INS POST	\$6,983,977.54	\$158,576.49	\$203,284.35	0.00	\$6,939,269.68
36169	Palm Springs USD-Self Insured	\$107,867.37	\$263.23	\$61,162.30	0.00	\$46,968.30
36401	PALO VERDE GENERALFUND	\$7,384,624.78	\$2,703,734.89	\$2,888,399.56	0.00	\$7,199,960.11
36413	PALO VERDE CAFETERIA FUND	\$369,074.51	\$153,728.00	\$148,720.17	0.00	\$374,082.34

Riverside County Fund Summary Report 1/1/13 - 1/31/13

Fund	Fund Name	Balance Forward	Total Debits	Total Credits	Investments	Total
36421	PALO VERDE BLDG FUND	\$0.00	\$0.00	\$0.00	0.00	\$0.00
36425	PALO VERDE CAPITAL FAC FUND	\$102,377.12	\$23.20	\$14,682.22	0.00	\$87,718.10
36435	PALO VERDE CO SCH FACILITIES	\$400,630.35	\$90.97	\$0.00	0.00	\$400,721.32
36440	PALO VERDE USD SPEC RESERVE	\$151,014.01	\$34.29	\$0.00	0.00	\$151,048.30
36451	PALO VERDE BOND INT & REDM	\$612,319.02	\$131,393.77	\$0.00	0.00	\$743,712.79
36701	PERRIS ELEM GENERAL FUND	\$7,156,163.92	\$3,677,173.19	\$3,235,622.05	0.00	\$7,597,715.06
36709	PERRIS ELEMENTARY-CHARTER FUND	\$2,224,678.59	\$490,085.05	\$367,497.80	0.00	\$2,347,265.84
36712	PERRIS ELEM-CHILD DEV FUNDS	\$95,338.11	\$187,755.53	\$104,706.02	0.00	\$178,387.62
36713	PERRIS ELEM SCHOOL DIST	\$1,902,362.97	\$449,408.50	\$247,095.22	0.00	\$2,104,676.25
36714	PERRIS ELEMENTARY	\$761,868.97	\$407.46	\$24,271.64	0.00	\$738,004.79
36717	PERRIS ELEMENTAR-SPEC RESERVE	\$4,141,639.50	\$940.50	\$0.00	0.00	\$4,142,580.00
36725	PERRIS ELEM CAP FACILITIES	\$1,158,106.18	\$277.37	\$5,419.95	0.00	\$1,152,963.60
36735	PERRIS ELEM CO SCHOOL FACILITI	\$19,446.39	\$0.00	\$0.00	0.00	\$19,446.39
36740	PERRIS ELEM SPECIAL RES	\$993,157.72	\$0.00	\$198,171.25	0.00	\$794,986.47
36751	PERRIS ELEMENTARY B&I	\$610,058.57	\$63,929.54	\$154,353.13	0.00	\$519,634.98
37101	PERRIS HIGH GENERAL FUND	\$10,012,579.95	\$9,222,089.11	\$7,185,154.72	0.00	\$12,049,514.34
37109	PERRIS UNION HIGH-CHARTER	\$1,569,012.54	\$386,573.58	\$427,524.73	0.00	\$1,528,061.39
37111	PERRIS HIGH ADULT ED FUND	\$69,365.65	\$0.00	\$4,234.86	0.00	\$65,130.79
37113	PERRIS UNION HS-CAFETERIA FUND	\$184,144.26	\$189,852.31	\$131,567.31	0.00	\$242,429.26
37121	PERRIS HIGH BOND BUILDING	\$40,072.27	\$9.78	\$2,532.09	0.00	\$37,549.96
37125	PERRIS HIGH CAPITAL FUND	\$2,938,830.95	\$113,984.95	\$594,749.24	0.00	\$2,458,066.66
37135	PERRIS HIGH CO SCHOOL FACILITI	\$1,871,048.80	\$429.74	\$0.00	0.00	\$1,871,478.54
37151	PERRIS HIGH BOND INTERST	\$2,734,189.66	\$754,483.26	\$0.00	0.00	\$3,488,672.92
37156	PERRIS UNION HIGH SCHOOL DIST	\$164,470.64	\$37.31	\$0.00	0.00	\$164,507.95
37401	RIVERSIDE GENERAL FUND	\$77,979,192.19	\$31,790,371.69	\$28,033,436.11	0.00	\$81,736,127.77
37411	RIVERSIDE ADULT EDUCATION FUND	\$3,480,776.70	\$496,173.29	\$288,025.32	0.00	\$3,688,924.67
37412	RIVERSIDE CHILD DEV FUND	\$238,978.26	\$168,902.35	\$172,069.34	0.00	\$235,811.27
37413	RIVERSIDE CAFEERIA FUND	\$632,144.88	\$2,297,032.14	\$1,743,310.05	0.00	\$1,185,866.97
37414	RIVERSIDE DEFERRED MAINT FUND	\$916,294.24	\$210.53	\$0.00	0.00	\$916,504.77
37421	RIVERSIDE UNIFIED BOND BLDG	\$34,587,442.68	\$715,215.20	\$2,664,223.24	0.00	\$32,638,434.64
37425	RIVERSIDE CAPITAL FACILITIES F	\$5,460,411.48	\$29,520.88	\$57,580.02	0.00	\$5,432,352.34
37430	RIVERSIDE STATE SCH BLDG LP	\$0.00	\$0.00	\$0.00	0.00	\$0.00
37435	RIV UNIFIED SCHOOL FACILITIES	\$3,354,787.53	\$761.90	\$0.00	0.00	\$3,355,549.43
37440	RIVERSIDE SPEC RES CAP FUND	\$7,644,406.06	\$6,142.98	\$492,987.83	0.00	\$7,157,561.21
37451	RIVERSIDE UNI BOND INT & RED	\$6,278,316.25	\$2,017,720.86	\$5,906,459.39	0.00	\$2,389,577.72
37456	RIVERSIDE DEBT SERVICE FUND	\$766,568.48	\$195.50	\$175,168.76	0.00	\$591,595.22
37467	RIVERSIDE SELF INSURANCE FUND	\$45,171,821.90	\$1,566,805.84	\$1,845,727.96	0.00	\$44,892,899.78

Riverside County

Fund Summary Report

1/1/13 - 1/31/13

Fund	Fund Name	Balance Forward	Total Debits	Total Credits	Investments	Total
37473	RIVERSIDE FOUNDATION FUND	\$281,537.71	\$15,164.27	\$1,000.00	0.00	\$295,701.98
38101	ROMOLAND GENERAL FUND	\$4,333,703.89	\$1,901,334.77	\$1,717,546.71	0.00	\$4,517,491.95
38112	ROMOLAND SCH DIST-CHILD DEV	\$33,724.97	\$800.36	\$12,189.13	0.00	\$22,336.20
38113	ROMOLAND CAFETERIA FUND	\$450,797.53	\$162,768.08	\$123,468.54	0.00	\$490,097.07
38114	ROMOLAND DEF MAINT FUND	\$313,979.65	\$75.07	\$6,970.87	0.00	\$307,083.85
38125	ROMOLAND CAPITAL FACILITIES	\$4,534,165.84	\$15,148.92	\$5,395.85	0.00	\$4,543,918.91
38135	ROMOLAND SCHOOL DIST-SCH FAC D	\$11,313.90	\$2.58	\$11,313.90	0.00	\$2.58
38140	ROMOLAND SPEC RES CAP FUND	\$165,734.88	\$280.13	\$0.00	0.00	\$166,015.01
38401	SAN JACINTO GENERAL FUND	\$13,867,165.86	\$7,624,499.83	\$6,763,778.37	0.00	\$14,727,887.32
38411	SAN JACINTO ADULT ED	\$101,818.59	\$7,401.23	\$6,274.85	0.00	\$102,944.97
38412	SAN JACINTO CHILD DEVFUND	\$145,586.91	\$13,010.94	\$27,603.49	0.00	\$130,994.36
38413	SAN JACINTO CAFETERIAFUND	\$172,401.53	\$594,268.89	\$310,163.39	0.00	\$456,507.03
38414	SAN JACINTO DEF MAINT FUND	\$470,705.33	\$108.21	\$4,825.04	0.00	\$465,988.50
38421	SAN JAC USD BFF	\$1,513,341.17	\$357.98	\$134,462.09	0.00	\$1,379,237.06
38425	SAN JACINTO CAPITAL FACILITIES	\$547,966.12	\$3,186.74	\$0.00	0.00	\$551,152.86
38435	SAN JACINTO CO SCHOOL FACILITI	\$971,590.70	\$40,364.78	\$41,394.60	0.00	\$970,560.88
38451	SAN JACINTO BOND INTEREST	\$1,386,025.80	\$512,695.32	\$1,092,244.95	0.00	\$806,476.17
38801	TEMECULA VALLEY GENERAL FUND	\$43,482,938.72	\$23,375,166.60	\$52,985,677.15	0.00	\$13,872,428.17
38809	TEMECULA VALLEY CHARTER SPEC R	\$0.00	\$0.00	\$0.00	0.00	\$0.00
38811	TEMECULA VALLEY ADULT ED	\$99,981.66	\$9,151.10	\$13,277.89	0.00	\$95,854.87
38813	TEMECULA VALLEY CAFETERIA FD	\$4,107,916.29	\$532,802.82	\$434,957.79	0.00	\$4,205,761.32
38814	TEMECULAVALLEY DEF MAINT	\$413,016.68	\$118.13	\$0.00	0.00	\$413,134.81
38821	TEMECULA VALLEY BOND BLDG	\$0.00	\$0.00	\$0.00	0.00	\$0.00
38825	TEMECULA VALLEY CAP FAC FUND	\$15,230,814.31	\$215,046.03	\$98,530.77	0.00	\$15,347,329.57
38830	TEMECULA VALLEY STATE SCH BLDG	\$0.00	\$0.00	\$0.00	0.00	\$0.00
38835	TEMECULA VALLEY CO SCH FAC	\$3,081,379.46	\$732.53	\$274,811.29	0.00	\$2,807,300.70
38840	TEMECULA VALLEY SPEC RES CAP	\$7,046,982.17	\$1,595.81	\$210,029.26	0.00	\$6,838,548.72
38849	TEMECULA VALLEY USD-BLENDED CO	\$0.00	\$0.00	\$0.00	0.00	\$0.00
38851	TEMECULA VALLEY BOND INT&RED	\$2,858,667.48	\$912,097.52	\$647,906.25	0.00	\$3,122,858.75
38852	TEMECULA VALLEY USD DEBT SERVI	\$0.00	\$0.00	\$0.00	0.00	\$0.00
38867	Temecula Valley USD-Self Insur	\$623,329.39	\$242,124.62	\$26,395.41	0.00	\$839,058.60
39001	VAL VERDE GENERAL FUND	\$32,984,637.64	\$14,798,718.29	\$12,603,261.31	0.00	\$35,180,094.62
39007	VAL VERDE USD - SELPA	\$4,612,872.75	\$745,698.40	\$1,478,692.29	0.00	\$3,879,878.86
39010	VAL VERDE USD-SELPA PASSTHROUGH	\$17,592,828.74	\$11,905,290.94	\$22,138,992.00	0.00	\$7,359,127.68
39012	VAL VERDE CHILD DEV FUND	\$144.26	\$346,454.33	\$195,074.43	0.00	\$151,524.16
39014	VAL VERDE DEFERRED MAINT FUND	\$0.00	\$0.00	\$0.00	0.00	\$0.00
39017	VAL VERDE SPECIAL RESERVE NCF	\$7,366,478.49	\$1,672.81	\$0.00	0.00	\$7,368,151.30

Riverside County

Fund Summary Report

1/1/13 - 1/31/13

Fund	Fund Name	Balance Forward	Total Debits	Total Credits	Investments	Total
39021	VAL VERDE	\$771,220.32	\$221.91	\$132,854.33	0.00	\$638,587.90
39025	VAL VERDE CAPITAL FACILITIES	\$1,958,700.80	\$316.73	\$0.00	0.00	\$1,959,017.53
39035	VAL VERDE CO SCHOOL FACILITIES	\$3,147,823.43	\$724.69	\$134,239.98	0.00	\$3,014,308.14
39051	VAL VERDE	\$2,119,338.51	\$779,417.46	\$175,456.32	0.00	\$2,723,299.65
39071	VAL VERDE USD-RETIREE BENEFIT	\$0.00	\$0.00	\$0.00	0.00	\$0.00
39101	WESTERN RIV CO SELF INSURANCE	\$1,916,024.94	\$1,774,534.90	\$1,916,309.34	0.00	\$1,774,250.50
39201	JET JOINT POWER AGENCY	\$359,324.42	\$74.41	\$0.00	0.00	\$359,398.83
39876	SAN BERN. TAXES WARRANT PASS T	\$0.00	\$482,435.75	\$455,430.88	0.00	\$27,004.87
39877	FIXED COSTS WARR PASS THRU FUN	\$5,720,982.23	\$2,160,301.88	\$4,485,984.34	0.00	\$3,395,299.77
39878	STRSWARR PASS THRU FUND	\$19,624,051.08	\$19,879,241.33	\$19,367,329.79	0.00	\$20,135,962.62
39879	PERS WARRANT PASS THRU FUND	\$7,110,733.56	\$7,897,098.25	\$7,720,803.80	0.00	\$7,287,028.01
39880	GARNISHMENTS WARRANT PASS THRU	\$0.00	\$528,693.48	\$497,859.54	0.00	\$30,833.94
39881	TAX SHELTER ANNUITY WARR PASS	\$2,250.00	\$3,436,879.09	\$3,402,035.58	0.00	\$37,093.51
39882	VOLUNTARY DED WARR PASS THRU	\$1,754.54	\$12,860,356.85	\$12,409,683.16	0.00	\$452,428.23
39883	FEDERAL WITHHOLDING WARRANT	\$15,229,253.25	\$15,558,588.38	\$30,348,041.36	0.00	\$439,800.27
39884	STATE WITHHOLDING WARRANT PASS	\$4,482,973.99	\$4,641,954.84	\$9,035,580.84	0.00	\$89,347.99
39885	MEDICARE WARRANT PASS THRU	\$4,440,267.54	\$4,687,643.56	\$8,911,967.10	0.00	\$215,944.00
39886	FICA WARRANT PASS THRU	\$4,117,553.13	\$5,449,542.24	\$9,048,158.39	0.00	\$518,936.98
39887	DEFERRED PAY WARRANT PASS THRU	\$23,293,066.54	\$5,251,710.94	\$12,905.57	0.00	\$28,531,871.91
39888	SUPLMNTL REVNU AUGMENTATION FND	\$0.00	\$0.00	\$0.00	0.00	\$0.00
39889	TRANS WARRANT PASS THRU	\$148,380,776.13	\$182,867,312.23	\$320,474,476.96	0.00	\$10,773,611.40
39890	WARRANT PASS THRU FUND	\$4,972,149.00	\$138,902,565.33	\$143,811,256.33	0.00	\$63,458.00
39891	COMMERCIAL WARRANT PASS THRU	\$50,772,507.98	\$153,799,532.72	\$147,793,096.88	0.00	\$56,778,943.82
39892	PAYROLL WARRANT PASS THRU	\$108,913,307.46	\$112,799,299.41	\$113,164,641.64	0.00	\$108,547,965.23
39893	ELSINORE AREA WIDEWARRANT PASS	\$0.00	\$3,535,925.11	\$3,535,925.11	0.00	\$0.00
39894	PERRIS AREA WIDE WARRANT	\$0.00	\$2,594,011.49	\$2,594,011.49	0.00	\$0.00
39901	RCOE GENERAL FUND	\$26,897,674.04	\$25,874,303.02	\$11,255,702.15	0.00	\$41,516,274.91
39909	RCOE-Charter School Special RF	\$3,970.05	\$394,886.01	\$77,001.28	0.00	\$321,854.78
39912	RCOE CHILD DEV FUND	\$3,290,744.69	\$7,342,610.16	\$6,422,820.39	0.00	\$4,210,534.46
39914	RCOE DEFERRED MAINT FUND	\$4,019,269.93	\$921.50	\$1,742.24	0.00	\$4,018,449.19
39916	RCOE FOREST RESERVE FUND	\$0.00	\$0.00	\$0.00	0.00	\$0.00
39917	RCOE SPECIAL RESERVE	\$5,228,548.25	\$3,976.10	\$0.00	0.00	\$5,232,524.35
39920	RCOE SPEC RES POSTEMPLOYMENT B	\$21,766,508.57	\$5,073.23	\$1,200,000.00	0.00	\$20,571,581.80
39935	RCOE COUNTY SCHOOL FACILITIES	\$8,967,770.35	\$2,397.59	\$765,412.10	0.00	\$8,204,755.84
39940	RCOE SPECIAL RESERVE CAP	\$37,781,814.53	\$5,818.86	\$0.00	0.00	\$37,787,633.39
39963	RCOE-OTHER ENTERPRISE FUND	\$14,675.04	\$23,587.65	\$29,495.40	0.00	\$8,767.29
39967	RCOE SELF INSURANCE FUND	\$526,450.17	\$119.88	\$1,545.00	0.00	\$525,025.05

Riverside County

Fund Summary Report

1/1/13 - 1/31/13

Fund	Fund Name	Balance Forward	Total Debits	Total Credits	Investments	Total
45201	GENERAL FUND	\$23,689,364.24	\$17,441,698.60	\$22,684,818.83	0.00	\$18,446,244.01
45209	Charter Schools Fund	(\$19,635.90)	\$24,606.33	\$45,420.81	0.00	(\$40,450.38)
45211	ADULT ED	\$153,812.77	\$33.73	\$1,014.37	0.00	\$152,832.13
45212	CHILD DEVELOPMENT	\$1,166.33	\$167,141.86	\$14,515.26	0.00	\$153,792.93
45213	CAFETERIA FUND	\$7,535,932.87	\$1,859,326.18	\$1,101,340.23	0.00	\$8,293,918.82
45214	DEFERRED MAINTENANCE	\$0.00	\$0.00	\$0.00	0.00	\$0.00
45221	BUILDING FUND	\$0.00	\$0.00	\$0.00	0.00	\$0.00
45225	CAPITAL LEASE	\$21,004,402.36	\$124,675.34	\$25,816.74	0.00	\$21,103,260.96
45235	COUNTY SCHOOL FACILITIES	\$5,589,797.15	\$1,190.17	\$0.00	0.00	\$5,590,987.32
45267	WORKERS' COMPENSATION	\$16,545,930.86	\$449,009.64	\$181,732.72	0.00	\$16,813,207.78
45268	HEALTH/WELFARE SELF INSURED	\$110,222.33	\$60,968.54	\$0.00	0.00	\$171,190.87
45269	PROPERTY AND LIABILITY	\$1,054,884.76	\$235.94	\$6,902.71	0.00	\$1,048,217.99
45276	AGENCY FUND	\$6,648,725.57	\$9,377,219.88	\$6,833,042.28	0.00	\$9,192,903.17
45280	Repayment Fund	\$1.00	\$0.44	\$0.44	0.00	\$1.00
	Sub Total:	\$2,323,154,265.90	\$1,274,596,757.12	\$1,520,221,409.76	\$0.00	\$2,077,529,613.26
	Total:	\$6,162,435,094.05	\$6,626,155,425.74	\$7,368,624,581.99	\$0.00	\$5,419,965,937.80