

**SUBMITTAL TO THE BOARD OF SUPERVISORS
COUNTY OF RIVERSIDE, STATE OF CALIFORNIA**

528



FROM: Auditor-Controller, Sheriff-Coroner, District Attorney

SUBMITTAL DATE:
May 14, 2013


SUBJECT: Allocation of Supplemental Law Enforcement Services Account for Citizen's Option for Public Safety Program (COPS) and Juvenile Justice Crime Prevention Act (JJCPA)

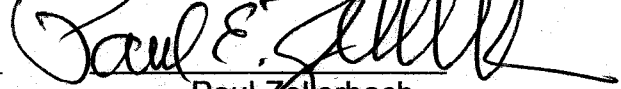
RECOMMENDED MOTION: That the Board of Supervisors:

1. Receive and file the attached FY 2012-2013 report on the distribution of the annual Supplemental Law Enforcement Service Account (SLESA) for Citizen's Option for Public Safety Program (COPS) and Juvenile Justice Crime Prevention Act (JJCPA) (Attachment A).
2. Approve the County's expenditure plan for the COPS program for FY 2012-2013 as certified by the Supplemental Law Enforcement Oversight Committee (Attachment B).

BACKGROUND: Pursuant to current law, the State Controller is required to allocate funds to each County that established a Supplemental Law Enforcement Service Account (SLESA) in accordance with Section 30061 of the Government Code, and in accordance with the proportionate share of the State's total population that resides in the cities within the County and the unincorporated area of the County.


Paul Angulo, CPA, MA
Auditor-Controller


Stanley L. Sniff, Jr.
Sheriff-Coroner


Paul Zellerbach
District Attorney

Departmental Concurrence

FISCAL PROCEDURES APPROVED
PAUL ANGULO, CPA, AUDITOR-CONTROLLER
BY  SAMUEL WONG 5/16/13

FINANCIAL DATA	Current F.Y. Total Cost:	\$ 6,626,688	In Current Year Budget:	Yes
	Current F.Y. Net County Cost:	\$ 0	Budget Adjustment:	No
	Annual Net County Cost:	\$ 0	For Fiscal Year:	2013

SOURCE OF FUNDS: State Allocation of the Supplemental Law Enforcement Service Account (SLESA)	Positions To Be Deleted Per A-30	<input type="checkbox"/>
	Requires 4/5 Vote	<input type="checkbox"/>

C.E.O. RECOMMENDATION:

APPROVE

BY: 
Karen L. Johnson


County Executive Office Signature

Policy Policy
Consent Consent

MINUTES OF THE BOARD OF SUPERVISORS

On motion of Supervisor Ashley, seconded by Supervisor Benoit and duly carried, IT WAS ORDERED that the above matter is approved as recommended.

Ayes: Jeffries, Tavaglione, Benoit and Ashley
Nays: None
Absent: Stone
Date: May 14, 2013
xc: Auditor, Sheriff, DA

Kecia Harper-Ihem
Clerk of the Board
By: 
Deputy

RECEIVED BY THE COUNTY CLERK
COUNTY OF RIVERSIDE, CALIFORNIA
MAY 14 2013 5:21

3-11

Dep't Recomm.:
Per Exec. Ofc.:

Prev. Agn. Ref.: 3.9 4/10/12

District: ALL

Agenda Number:

FY 2012-2013 Allocation of SLESA for COPS and JJCPA

Government Code 30061 requires the County Auditor-Controller to allocate the moneys in the County's SLESA, both County and cities, upon receipt of the approved expenditure plans from the Governing Board of those agencies. The Sheriff's Department has coordinated receipt of the expenditure plan approved by the cities' Governing Boards, and has provided the Auditor-Controller's Office with a copy of the approved expenditure plans. The Auditor-Controller's Office has also been provided a copy of the certified report delineating the FY 2011-2012 distributions and expenditures for the Citizen's Option for Public Safety-Supplemental Law Enforcement Service Account.

The estimated allocation for SLESA funding for FY 2012-13 is \$12,056,637 and will be received in four installment payments. The 1st installment payment for the amount of \$3,932,974 was received by the County on December 15, 2012, the 2nd installment payment for \$2,666,559 was received by the County on March 15, 2013, the 3rd estimated installment payment for \$2,728,552 will be received by the County on June 14, 2013 and the 4th estimated installment payment for \$2,728,552 is expected to be received within the 1st quarter of FY 2013-2014.

The data on Attachment A represents the distribution for the COPS Program and the JJCPA. The cities share of the total allocation is \$3,846,996 and the County's share is \$8,209,641. The County's share will be distributed as follows: \$1,877,831 to the COPS Program and \$6,331,810 to the JJCPA.

FY 2012-2013 SLESA allocation is used to fund jail operations, criminal prosecution, front-line law enforcement, and a comprehensive multi-agency juvenile justice program. The JJCPA FY 2012-2013 allocation is intended to cover the cost of approved plan activities from October 1, 2012 through September 30, 2013.

**County of Riverside
Allocation of Supplemental Law Enforcement Service Account (SLESA)
for Citizen's Option for Public Safety Program (COPS) and Juvenile Justice Crime Prevention Act (JJCOPA)
Fiscal Year 2012-2013**

	%	Total
Cities and Sheriff Patrol (Unincorporated)	36.60%	4,561,401.99
Co Jail Operation	5.33%	664,532.70
District Attorney	5.33%	664,532.71
Juvenile Justice	12.73%	6,571,743.94
TOTAL SLESA ALLOCATION	100.0%	12,462,211.34

% Overall calculation of all counties are based on the government code and county percentage is by Payment Date:

Vendor No.	Jurisdiction	Population 01/01/2012	% of Total Allocations (1/1 total)	12/15/2012		3/15/2013		6/12/2013		9/12/2013		Total Payment Allocation
				Actual	% of Total Allocations	Actual	% of Total Allocations	Estimate	% of Total Allocations	Estimate	% of Total Allocations	
000026948-2	Banning	29,965	2.3%	35,000.00	2.3%	25,000.00	2.0%	20,000.00	1.6%	20,000.00	1.6%	100,000.00
000026957-4	Beaumont	38,851	2.3%	35,000.00	2.3%	25,000.00	2.0%	20,000.00	1.6%	20,000.00	1.6%	100,000.00
000026967	Blythe	20,400	2.3%	35,000.00	2.3%	25,000.00	2.0%	20,000.00	1.6%	20,000.00	1.6%	100,000.00
0000097187	Callimesa	7,998	2.3%	35,000.00	2.3%	25,000.00	2.0%	20,000.00	1.6%	20,000.00	1.6%	100,000.00
000004486-2	Canyon Lake	10,689	2.3%	35,000.00	2.3%	25,000.00	2.0%	20,000.00	1.6%	20,000.00	1.6%	100,000.00
0000097015	Cathedral City	51,952	2.3%	35,000.00	2.3%	25,000.00	2.0%	20,000.00	1.6%	20,000.00	1.6%	100,000.00
000029545	Coachella	41,904	2.3%	35,000.00	2.3%	25,000.00	2.0%	20,000.00	1.6%	20,000.00	1.6%	100,000.00
000026088-11	Corona	154,520	5.6%	87,118.25	5.6%	50,118.25	3.3%	55,618.25	3.3%	55,618.25	3.3%	248,473.00
000032953-3	Desert Hot Springs	27,638	2.3%	35,000.00	2.3%	25,000.00	2.0%	20,000.00	1.6%	20,000.00	1.6%	100,000.00
000002205-1	Eastvale	55,602	2.3%	35,000.00	2.3%	25,000.00	2.0%	20,000.00	1.6%	20,000.00	1.6%	100,000.00
000004075-11	Hemet	80,089	2.9%	57,196.50	2.9%	20,196.50	1.5%	25,696.50	1.5%	25,696.50	1.5%	128,786.00
000004076	Indian Wells	5,035	2.3%	35,000.00	2.3%	25,000.00	2.0%	20,000.00	1.6%	20,000.00	1.6%	100,000.00
000004077-3	Indio	78,085	2.8%	56,382.75	2.8%	19,382.75	1.4%	24,882.75	1.4%	24,882.75	1.4%	125,531.00
0000098110	Jurupa Valley	96,456	3.5%	63,776.00	3.5%	26,776.00	2.1%	32,276.00	2.1%	32,276.00	2.1%	155,104.00
0000027005	La Quinta	38,075	2.3%	35,000.00	2.3%	25,000.00	2.0%	20,000.00	1.6%	20,000.00	1.6%	100,000.00
000004044	Lake Elsinore	53,024	2.3%	35,000.00	2.3%	25,000.00	2.0%	20,000.00	1.6%	20,000.00	1.6%	100,000.00
0000077195	Menifee	80,589	2.9%	57,397.50	2.9%	20,397.50	1.5%	25,897.50	1.5%	25,897.50	1.5%	129,590.00
000004080	Moreno Valley	196,495	7.1%	78,992.50	7.1%	30,204.75	2.4%	35,704.75	2.4%	35,704.75	2.4%	168,819.00
000004119-21	Murrieta	104,985	3.8%	67,204.75	3.8%	25,000.00	2.0%	20,000.00	1.6%	20,000.00	1.6%	100,000.00
000004082	Norco	27,053	2.3%	35,000.00	2.3%	25,000.00	2.0%	20,000.00	1.6%	20,000.00	1.6%	100,000.00
000029691-2	Palm Desert	49,471	2.3%	35,000.00	2.3%	25,000.00	2.0%	20,000.00	1.6%	20,000.00	1.6%	100,000.00
000025623-9	Palm Springs	45,279	2.3%	35,000.00	2.3%	25,000.00	2.0%	20,000.00	1.6%	20,000.00	1.6%	100,000.00
0000027016	Perris	70,180	2.6%	53,213.00	2.6%	16,213.00	1.2%	21,713.00	1.2%	21,713.00	1.2%	112,852.00
0000027019	Rancho Mirage	17,504	2.3%	35,000.00	2.3%	25,000.00	2.0%	20,000.00	1.6%	20,000.00	1.6%	100,000.00
000004024-6	Riverside	308,511	11.2%	124,024.00	11.2%	24,024.00	1.9%	24,024.00	1.9%	24,024.00	1.9%	496,096.00
0000027023	San Jacinto	44,803	2.3%	35,000.00	2.3%	25,000.00	2.0%	20,000.00	1.6%	20,000.00	1.6%	100,000.00
0000027026	Temecula	103,092	3.8%	66,443.75	3.8%	29,443.75	2.3%	34,943.75	2.3%	34,943.75	2.3%	165,775.00
0000076154	Wildomar	32,719	2.3%	35,000.00	2.3%	25,000.00	2.0%	20,000.00	1.6%	20,000.00	1.6%	100,000.00
2500300000-												
755520	Sheriff Patrol (Unincorporated)*	358,633	13.0%	172,668.82	13.0%	111,924.66	8.2%	144,442.76	10.8%	144,442.76	10.8%	573,479.00
CITIES TOTAL		2,227,577	100.0%	1,514,417.82	100.0%	977,673.66	977,673.66	964,191.76	964,191.76	964,191.76	964,191.76	4,420,475.00

COUNTY'S DISTRIBUTION:

10000-2500400000-755520	Co Jail Operation	206,559.96	144,241.45	160,687.30	150,687.29	652,176.00
10000-2200100000-755520	District Attorney	206,559.96	144,241.45	160,687.30	150,687.29	652,176.00
10000-2600200000-755901	Juvenile Justice (230433)	2,005,436.47	1,400,402.47	1,462,985.53	1,462,985.53	6,331,810.00
COUNTY'S TOTAL		2,418,556.39	1,688,885.37	1,764,360.13	1,764,360.11	7,636,162.00

TOTAL SLESA ALLOCATION

2,227,577.00	3,932,974.21	2,666,559.03	2,728,551.89	2,728,551.87	12,056,637.00
---------------------	---------------------	---------------------	---------------------	---------------------	----------------------

* Unincorporated is Sheriff Patrol 755520-10000-2500300000
 ** The JJCOPA FY 2012-2013 allocation is intended to cover the cost of approved plan activities from October 1, 2012 through September 30, 2013 therefore FY 12-13 total cost is \$4,748,857.47(86,331,810/12 months * 9 months Oct12-Jun13)

FORM 11 CURRENT FY TOTAL COST FOR FY 2012-2013
 JJCOPA 4,748,857.47
 COPS 1,877,831.00
 FORM 11 CURRENT FY TOTAL COST 6,626,688.47 (See Attachment B)

12/13/13
 JJCOPA

Attachment B

Supplemental Law Enforcement Services Fund
Expenditure Plan
FY 2012-2013

County of Riverside

Current Year Allocation

Sheriff – Patrol	\$573,479
Sheriff – Corrections	652,176
District Attorney	<u>652,176</u>

Total Current Year Allocations \$1,877,831

Salaries and Benefits	\$1,877,831
Services and Supplies	0
Equipment	0
Administrative Overhead	<u>0</u>

Total Planned Expenditures \$1,877,831

For any questions please contact:

Elizabeth Olson

Name

(951) 955-1110

Telephone