

**SUBMITTAL TO THE BOARD OF SUPERVISORS
COUNTY OF RIVERSIDE, STATE OF CALIFORNIA**

817A



FROM: TLMA - Transportation Department

SUBMITTAL DATE:
June 6, 2013

SUBJECT: Resurfacing of Tenaja Road in the La Cresta Area

RECOMMENDED MOTION: That the Board of Supervisors:

1. Approve the plans and specifications for the resurfacing of Tenaja Road in the La Cresta area; and
2. Authorize the Clerk of the Board to advertise for bids to be received in the office of the Director of Transportation and Land Management up to the hour of 2:00 p.m., Wednesday, July 10, 2013, at which time bids will be opened.

Patricia Romo
Assistant Director of Transportation

Juan C. Perez
Director of Transportation and Land Management

JP:jjr:rr
(Continued On Attached Page)

FINANCIAL DATA	Current F.Y. Total Cost:	\$ 993,760	In Current Year Budget:	Yes
	Current F.Y. Net County Cost:	\$ 0	Budget Adjustment:	No
	Annual Net County Cost:	\$ 0	For Fiscal Year:	2012/2013

SOURCE OF FUNDS: Measure A/ Western (100%)	Positions To Be Deleted Per A-30	<input type="checkbox"/>
There are no General Funds used in this project.	Requires 4/5 Vote	<input type="checkbox"/>

C.E.O. RECOMMENDATION:

APPROVE
BY:
Tina Grande

County Executive Office Signature

MINUTES OF THE BOARD OF SUPERVISORS

On motion of Supervisor Benoit, seconded by Supervisor Jeffries and duly carried by unanimous vote, IT WAS ORDERED that the above matter is approved as recommended.

Ayes: Jeffries, Tavaglione, Stone, Benoit and Ashley
Nays: None
Absent: None
Date: June 18, 2013
xc: Transp., COB

Kecia Harper-Ihem
Clerk of the Board
By:
Deputy

2013 JUN 11 6W 3:08

Prev. Agn. Ref. | District: 1/1 | Agenda Number:

3-63

FORM APPROVED COUNTY CLERK
BY:
MARSHAL VICTOR
5/23/13

Dept's Recomm.: Consent Policy
Per Exec. Ofc.: Consent Policy

The Honorable Board of Supervisors
RE: Resurfacing of Tenaja Road in the La Cresta Area
June 6, 2013
Page 2 of 2

BACKGROUND:

The Transportation Improvement Program provides for the reconstruction of Tenaja Road from Clinton Keith Road to Sierra Ellena Road, a distance of 1.5 miles, in the La Cresta area. The existing pavement is in poor condition and requires rehabilitation.

The planned improvements include grinding and paving of the existing pavement, including the installation of pavement reinforcing fabric to provide for longer pavement life. Safety improvement items in the work include striping, reflective pavement markers, metal beam guard railing, and the construction of a pavement "safety edge." This tapered shoulder is engineered to enable drivers who drift off of the paved surface to return to the traveled surface safely.

The submitted plans and specifications have been approved as to form by County Counsel.

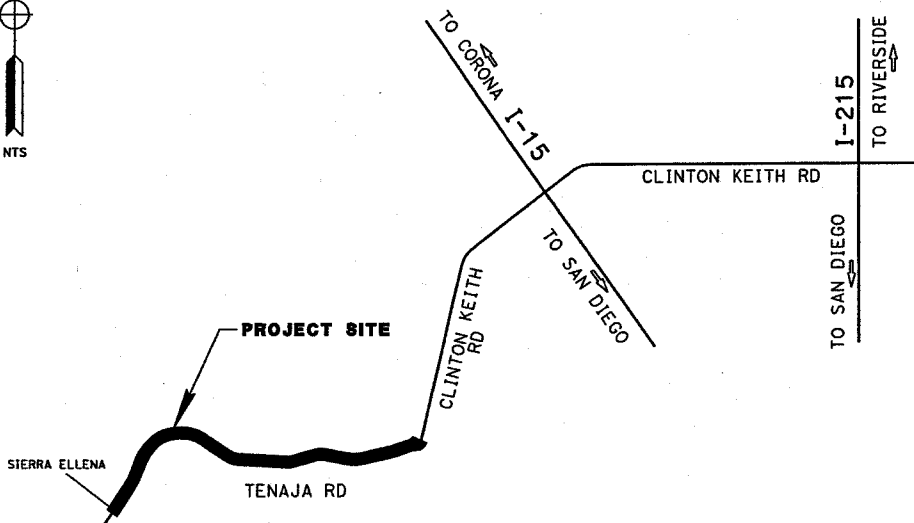
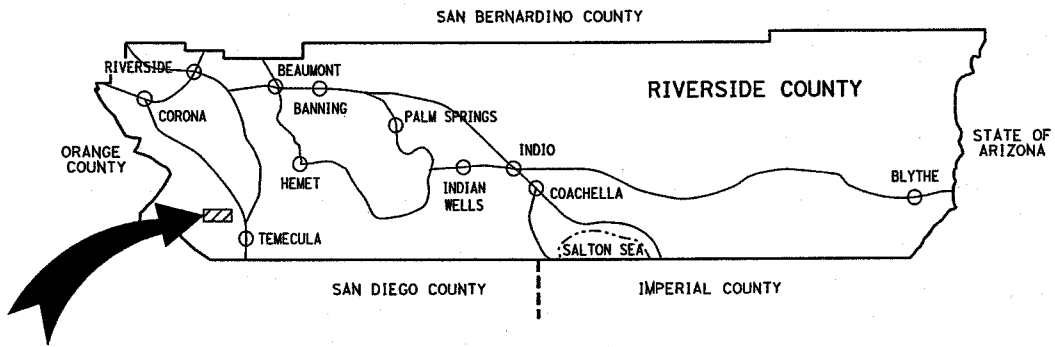
Environmental clearance is complete.

Project No. C2-0143

COUNTY OF RIVERSIDE
DEPARTMENT OF TRANSPORTATION

TENAJA ROAD
RESURFACING PROJECT
BETWEEN SIERRA ELLENA ROAD AND CLINTON KEITH ROAD

LA CRESTA AREA
PROJECT No. C2-0143



VICINITY MAP
TOWNSHIP 7S RANGE 33 SECTION 4W
COUNTY ROAD BOOK PAGE No. 80A

SPECIFICATIONS and CONTRACT DOCUMENTS

for the

CONSTRUCTION


of

**TENAJA ROAD
RESURFACING PROJECT**

BETWEEN SIERRA ELLENA ROAD AND CLINTON KEITH ROAD

LA CRESTA AREA

PROJECT No. C2-0143



TRANSPORTATION DEPARTMENT

FORM APPROVED COUNTY COUNSEL
BY: MR. Victor 5/23/13
MARSHA L. VICTOR DATE

**TENAJA ROAD
RESURFACING PROJECT**

BETWEEN SIERRA ELLENA ROAD AND CLINTON KEITH ROAD

LA CRESTA AREA

PROJECT No. C2-0143

SPECIFICATIONS AND CONTRACT DOCUMENTS

For the construction of

**TENAJA ROAD
RESURFACING PROJECT**

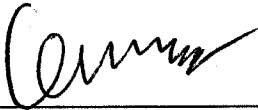
BETWEEN SIERRA ELLENA ROAD AND CLINTON KEITH ROAD

LA CRESTA AREA

PROJECT No. C2-0143

Contract Approvals:

Approved by:



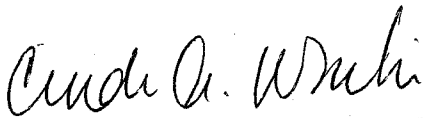
Khalid Nasim,
Engineering Division Manager

5/8/13

Date

Engineering Certification:


These specifications, special provisions, and estimates have been prepared by or under the direction of the following Registered Civil Engineer:



Cindi A. Wachi, P.E.
County Project Manager

5-8-13

Date



SPECIFICATIONS AND CONTRACT DOCUMENTS

For the construction of

**TENAJA ROAD
RESURFACING PROJECT**

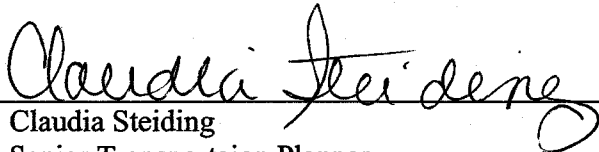
BETWEEN SIERRA ELLENA ROAD AND CLINTON KEITH ROAD

LA CRESTA AREA

PROJECT No. C2-0143

Water Pollution Control Special Provision:

Reviewed and Recommended by:



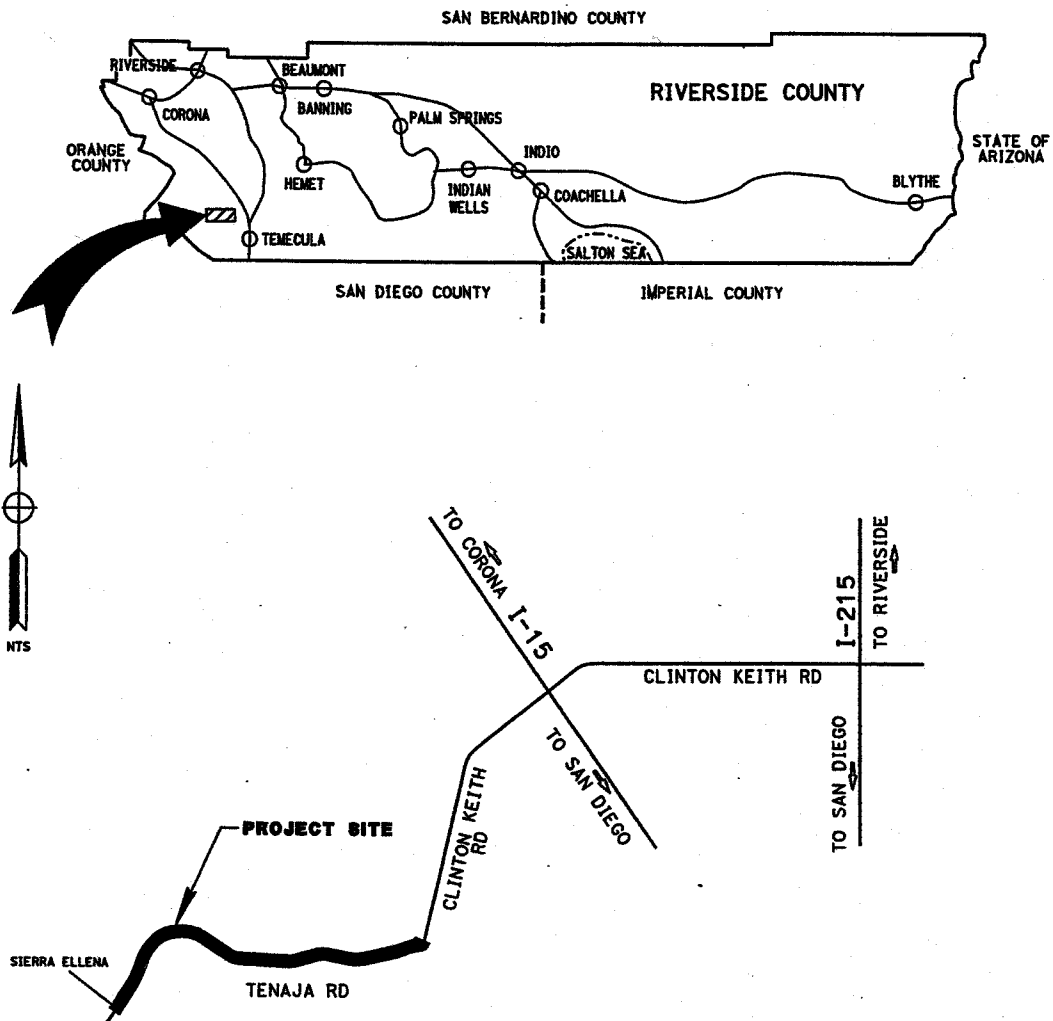
Claudia Steiding
Senior Transportation Planner
NPDES Coordinator
Riverside County Transportation Department

5/9/13
Date

**COUNTY OF RIVERSIDE
DEPARTMENT OF TRANSPORTATION**

**TENAJA ROAD
RESURFACING PROJECT
BETWEEN SIERRA ELLENA ROAD AND CLINTON KEITH ROAD**

**LA CRESTA AREA
PROJECT No. C2-0143**



VICINITY MAP
TOWNSHIP 7S RANGE 33 SECTION 4W
COUNTY ROAD BOOK PAGE No. 30A

NOTICE INVITING BIDS

County of Riverside, herein called Owner, invites sealed proposals for:

Tenaja Road Resurfacing Project

Between Sierra Ellena Road And Clinton Keith Road

La Cresta Area Project No. C2-0143

Proposal shall be delivered to the Riverside County Transportation Department, 14th Street Annex, 3525 14th Street, Riverside, California 92501, telephone (951) 955-6780 not later than 2:00 p.m., on Wednesday, July 10, 2013, to be promptly opened in public at said address. Each proposal shall be in accordance with plans, specifications, and other contract documents, dated May 2013, and prepared by County of Riverside, whose address is same as the above, from whom they may be obtained upon deposit of \$35 per set plus mailing. No refund. Prospective bidders may preview the plans, specifications and other contract documents, at no charge prior to purchase, at the above noted location.

The Contractor is required to have a Class "A" or C-12 license at the time of bid submission.

Engineering Estimate:	\$894,000.00 - \$1,040,000.00
Bid Bond	10 %
Performance Bond	100 %
Payment Bond	100 %
Working Days	30 Working Days

http://www.rctlma.org/trans/con_bid_advertisements.html

TABLE OF CONTENTS

	<u>PAGE</u>
Notice Inviting Bids	
Instruction to Bidders.....	A1-A7
Contractor's Proposal.....	B1-B4
Non-Collusion Affidavit.....	B5
Bid Bond.....	B6
Agreement.....	C1-C3
Performance Bond.....	C4
Payment Bond.....	C5
General Conditions.....	1-21
Definitions.....	1
Standard Specifications.....	1
Director of Transportation.....	2
Site Inspection.....	3
Protection of Premises.....	4
Change Orders.....	5
Substitution of Equals.....	6
Final Inspection - Notice of Completion.....	7
Termination of Contracts.....	7
Payments and Monthly Estimates.....	8
Force Account Payment.....	9
Final Payment.....	10
Damages.....	10
Documents of Contractor.....	11
Responsibility of Contractor in Emergency.....	11
Labor Code.....	11
Obstructions.....	12
Insurance - Hold Harmless.....	12
Equal Employment Opportunity.....	15
Deposit of Securities.....	16
Assignment of Claims.....	17
Claims Resolution.....	17
Dust Abatement.....	18
AQMD Recommendations.....	22-47
Special Provisions.....	48- 93
<u>Attachments</u> - Attachment "C" for Risk Level 1 Requirements, Reference Drawings, Standards	

Table of Contents

SPECIAL PROVISIONS.....	48
DESCRIPTION:	48
SPECIFICATIONS:.....	48
LIQUIDATED DAMAGES:	48
PARTIAL PAYMENTS RESTRICTIONS:.....	49
PROJECT APPEARANCE:	49
GRAFFITI REMOVAL AND CLEANING:.....	49
DISPOSAL OF EXCESS EXCAVATION OR MATERIALS:.....	51
RECORD DRAWINGS:.....	51
SURVEY STAKING:	51
MOBILIZATION:	52
DE-MOBILIZATION:.....	52
CONSTRUCTION PROJECT FUNDING IDENTIFICATION SIGNS:	53
ITEMS OF WORK:	54
TRAFFIC CONTROL SYSTEM / PUBLIC CONVENIENCE / PUBLIC SAFETY::	54
MAINTAINING TRAFFIC:.....	56
DEVELOP WATER SUPPLY:	57
WATER POLLUTION CONTROL (SAN DIEGO REGION):.....	58
STREET SWEEPING:.....	62
EROSION CONTROL (TYPE D):.....	64
CLEARING AND GRUBBING:.....	67
FINISHING ROADWAY:.....	68
GRINDING ASPHALT CONCRETE IN PLACE (PULVERIZE):	68
PAVEMENT REINFORCING FABRIC (GEOTEXTILE FABRIC):.....	69
AGGREGATE BASE:.....	69
HOT MIX ASPHALT:	71
COMPENSATION ADJUSTMENTS FOR PRICE INDEX FLUCTUATIONS:.....	80
EDGE TREATMENT, HOT MIX ASPHALT - SAFETY EDGE:	82
SHOULDER BACKING:	83
PAINT TRAFFIC STRIPE (2 COATS):	84
ROADSIDE SIGNS:.....	85
REMOVE AND SALVAGE ROADSIDE SIGNS:	85
PAVEMENT MARKERS (RETROREFLECTIVE):.....	86
OBJECT MARKERS:	86
METAL BEAM GUARD RAILING:	87
END ANCHOR ASSEMBLY (TYPE SFT):	87
TERMINAL SYSTEM (TYPE SRT):.....	88
PLACING CONCRETE- CONCRETED-ROCK SLOPE PROTECTION:.....	89
MISCELLANEOUS WORK (AS DIRECTED):	89
OBSTRUCTIONS:	89
Adjustments to Grade for Obstructions	91

INSTRUCTIONS TO BIDDERS

1. **Form of Proposal.** The proposal must be made on the form of Contractor's Proposal which is included in the Contract Documents and must be completely filled in, dated and signed. If provision is made for alternates, they must all be bid, unless otherwise provided in the Special Provisions.
2. **Bid Bond.** The proposal must be accompanied by a 10% Bid Bond, using the form provided in the Contract Documents, or by a certified or cashier's check payable to the order of County in an amount not less than 10% of the amount bid, inclusive of alternates.
3. **Submission of Proposal.** A proposal must be submitted in a sealed opaque envelope which clearly identifies the bidder and the project. Bids must be received by the time and at the place set forth in the Notice Inviting Bids and may be withdrawn only as stated in the proposal. **Bids shall be completed in ink.**
4. **Contract Documents.** The complete Contract Documents are identified in the Agreement. Potential bidders are cautioned that the successful bidder incurs duties and obligations under all of the Contract Documents and that they should not merely examine the Plans and Specifications in making their bid.
5. **License.** To be considered for award of the contract, a potential bidder must have the kind of license required under provisions of the California Business and Professions Code for the work covered in this proposal. This includes joint ventures.

Each item of work will be performed by a Contractor which is qualified and properly licensed for that work.

Pursuant to California Labor Code Section 3099, certification is required for all persons who perform work as electricians for Contractors licensed as Class C-10 Electrical Contractors. Proof of certification shall be provided to the County before the start of construction.

6. **Quantities.** The amount of work to be done or materials to be furnished under the Contract as shown in the Contractor's Proposal are but estimates and are not to be taken as an expressed or an implied statement that the actual amount of work or materials will correspond to the estimate.

County reserves the right to increase or decrease or to entirely eliminate certain items from the work or materials to be furnished if such action is found to be desirable or expedient.

Contractor is cautioned against the unbalancing of his bid by prorating his overhead only into one or two items when there are a number of items listed in the schedule.

7. **Interpretation of Documents.** Discrepancies, omissions, ambiguities, requirements likely to cause disputes between trades and similar matter shall be promptly brought to the attention of the County of Riverside in writing. When appropriate, Addenda will be issued by County.

If the Bidder requires clarification or interpretation of the Bidding Documents, the Bidder shall make a written request to the County by a Request for Information (RFI). All requests for information must be submitted, in writing, between the hours of 8:00 AM and 5:00 PM on any day, Monday through Thursday (except holidays), up to, including and no later than the fifth (5th) day prior to Bid Closing Deadline, by hand delivery, mail, fax or electronic mail. The County of Riverside will not respond to Requests for Information submitted after that time, unless the County determines, at its sole discretion, which it is in the best interest of the public and the County to do so. Requests for Information should be addressed to County of Riverside, Transportation Department, Attn: Joel Jimenez; 3525 14th Street, Riverside, CA 92501, facsimile (951) 955-3164, electronic mail: jjimenez@rctlma.org

No communication by anyone as to such matters except by an Addendum affects the meaning or requirements of the Contract Documents.

8. **ADDENDA.** County reserves the right to issue Addenda to the Contract Documents at any time prior to the time set to open bids. Each potential bidder shall leave with the County Transportation Department his name and address for the purpose of receiving Addenda to be mailed or delivered to such names at such addresses. **To be considered, a Contractor's Proposal must list and take into account all issued Addenda.**
9. **Inspection of Site.** Bidders must examine the site and acquaint themselves with all conditions affecting the work. By making his bid a bidder warrants that he has made such site examination as he deems necessary as to the condition of the site, its accessibility for materials, workmen and utilities and ability to protect existing surface and subsurface improvements. No claim for allowances - time or money - will be allowed as to such matters.

10. **Bonds.** The County requires a 100% Payment Bond and 100% Performance Bond from the successful bidder. All Bonds must be on County's forms contained in the Contract Documents.

The bonds must be underwritten by a Surety Company, which is admitted to transact the business of insurance in the State of California, and which carries a rating in the current issue of Best's Insurance Guide of "A" or better with a financial size of at least "VIII". The bond forms included in the project documents shall be used. All signatures on the bonds shall be notarized. Bonds shall be provided with an executed Power of Attorney issued by the surety.

11. **Bids.** Bids are required for the entire work, including all alternate bid schedules, if applicable, unless otherwise explicitly allowed in the bid documents. The amount of the bid for comparison purposes will be the total of all items. The total of unit basis items will be determined by extension of the item price bid on the basis of the estimated quantity set forth for the item.

The bidder shall set forth for each item of work in clearly legible figures, an item price and a total for the item in the respective spaces provided for this purpose. In the case of unit basis items, the amount set forth under the "Total" column shall be the extension of the item price bid on the basis of the estimated quantity for the item.

In case of discrepancy between the item price and the total set forth for the item, the item price shall prevail, provided, however, if the amount set forth as an item price is ambiguous, unintelligible or uncertain for any cause, or is omitted, or in the case of unit basis items, is the same amount as the entry in the "Total" column, then the amount set forth in the "Total" column for the item shall prevail in accordance with the following:

- a. As to lump sum items, the amount set forth in the "Total" column shall be the item price.
- b. As to unit basis items, the amount set forth in the "Total" column shall be divided by the estimated quantity for the item and the price thus obtained shall be the item price.

The bidder is advised that the items of work may be grouped into bid schedules, and that certain bid items may be listed in more than one bid schedule, and with different bid item numbers, and the following shall apply thereto:

The bidder is directed to submit the same bid amount for all contract bid items that are listed with the same item code and item description. Said bid items are referred to herein as "Like Bid Items".

“Like Bid Items” shall be considered a single bid item for purposes of calculating increased and decreased quantities, and as otherwise applicable in Section 4-1.03, “Changes” of the Standard Specifications.

The following are not subject to this bidding requirement:

1. Bid items with the same item code but different item descriptions.
2. Bid items that are measured as “lump sum” or “force account”.
3. Alternate bid schedules.

In the event that a bidder submits different unit bid amounts for “Like Bid Items”, as described above, the bid will be corrected by applying the lowest of the unit bid amounts to all the respective “Like Bid Items”.

No bidder may withdraw his bid for a period of ninety (90) days after the bid opening.

12. **Award of Contract.** The County reserves the right to reject all bids received. Acceptance by the governing body of the County by resolution or minute order at a meeting regularly called and held of a Contractor's Proposal constitutes an award of the contract and the execution of the Agreement is a written memorial thereof.

The County of Riverside will submit the contract documents to the low responsive and responsible bidder for execution prior to award utilizing the following procedures and requirements:

- a. A bidder whose proposal is accepted shall execute the formal construction agreement with the County of Riverside, similar to the form attached hereto as a sample, and shall return said agreement, together with approved performance and payment bonds and with complete evidence of insurance as required elsewhere herein, including executed additional insured endorsements and waivers of subrogation, within ten (10) working days from the date of the Notice of Acceptance of Proposal and Intent to Award as issued by the Transportation Department. All submittals shall meet the requirements of the bid documents. Corrections, if required, shall be made and the revised documents shall be resubmitted within two (2) working days of Contractor's receipt of review comments.
- b. The contract bonds and insurance documentation shall be submitted in accordance with the contract requirements prior to submission to the County of Riverside Board of Supervisors for award by the Transportation Department, and prior to the performance of any work under the contract.

- c. If a Bidder to whom a Notice of Acceptance of Proposal and Intent to Award has been issued, fails or refuses to sign a construction agreement, or to furnish the bonds or insurance certificates and endorsements as required within the prescribed period of time as described above, the County of Riverside may, at its sole discretion, rescind the Notice of Acceptance, and the bid guarantee submitted by that Contractor shall become the property of the County of Riverside as prescribed in the bid documents and as allowed by law.
 - d. If it is in the best interest of the County of Riverside, the County reserves the right to award the contract prior to execution by the Contractor. Thereafter, County shall mail or deliver to the lowest responsible bidder the agreement for Contractor's execution and return.
- 13. **Return of Guarantee.** Bid bonds will not be returned unless specifically requested by the bidder. Any submitted negotiable securities of unsuccessful bidders will be returned by mail within 30 days of the award of a contract to the successful bidder. Any submitted negotiable security of the successful bidder will be returned by mail within 30 days of receipt by the County of executed contract, certificate of insurance, performance bond and payment Bond.
- 14. **Subletting and Subcontracting.** Bidders are required pursuant to the Subletting and Subcontracting Fair Practices Act (commencing with Section 4100 of the Public Contracts Code) to list in their proposal the name and location of place of business of each subcontractor who will perform work or labor or render services in or about the construction of the work or improvement or a subcontractor who specifically fabricates and installs a portion of the work or improvement according to detailed drawings contained in the Plans and Specifications in excess of 1/2 of 1% of this prime Contractor's total bid. Failure to list a subcontractor for a portion of the work means that the prime Contractor will do that portion of the work. It is the County's intent for the Subletting and Subcontracting Fair Practice Act to apply to all phases of the work.
- 15. **Qualifications of Bidders.** No award will be made to any bidder who cannot give satisfactory assurance to the Board of Supervisors as to his own ability to carry out the contract, both from his financial standing and by reason of his previous experience as a Contractor on work of the nature contemplated in the contract. The bidder may be required to submit his record of work of similar nature to that proposed under these specifications, and unfamiliarity with the type of work may be sufficient cause for rejection of bid.
- 16. **Contract Participation.** Riverside County's M/W/DVBE Contract Participation Program affirms the utilization and participation of qualified minority, women and disabled veteran firms in its contracting and procurement activities. The County

encourages general and prime Contractors to afford competitive subcontracting opportunities to minority, women and disabled veteran firms where possible, in their contracting and procurement activities with the County of Riverside.

17. **Hours of Work.** Attention is directed to Section 8-1.06, "Time of Completion" and Section 7-1.01A (1), "Hours of Labor" of the Standard Specifications.

Daily working hours shall be between the hours of 7:00 a.m. and 6:00 p.m., Monday through Friday, except legal holidays, as approved by the Engineer. Exceptions and specific work schedules shall be submitted to the Engineer for consideration.

18. **Labor Code.** Pursuant to the Labor Code, the governing board of the Owner has obtained from the Director of the Department of Industrial Relations, State of California, his determinations of general prevailing rates of per diem wages applicable to the work, and for holiday, and overtime work, including employer payments for health and welfare, pensions, vacation and similar purpose, as set forth on schedule which is on file at the principal office of the Owner, and which will be made available to any interested person upon request.

19. **Alternate Bid Schedules.** If the Proposal includes bid items listed under a Base Bid Schedule and one or more Alternate Bid Schedules, the following shall apply: The County may award only the items of work listed on the Base Bid Schedule, or may choose to award some or all of the Alternate Bid Schedules in addition to the Base Bid Schedule. Unless otherwise specified, the basis of the selection of the lowest bid shall be the lowest responsive and responsible bid for the sum of all Bid Schedules.

If the Proposal includes bid items listed under two or more Alternate Bid Schedules with no Base Bid Schedule, the following shall apply: This project contains Alternate Bid Schedules that may or may not be mutually exclusive, as described elsewhere in the bid documents. The County may award the items of work listed on one or more of the Alternate Bid Schedules. In the case of mutually exclusive Alternate Bid Schedules, only one of the Alternate Bid Schedules will be selected for award. Unless otherwise specified, the basis of the selection of the lowest bid shall be the lowest responsive and responsible bid for the sum of all Bid Schedules.

The County also reserves the right to reject all bids received.

20. **Dust Abatement.** Attention is directed to Section 23, "Dust Abatement" with regard to the dust abatement provisions of the contract.

21. **Submission of Insurance Certificate.** Within ten (10) working days of the date of the Notice of Acceptance of Proposal and Intent to Award issued by the County of Riverside, the successful Contractor shall submit a certificate of insurance, including required endorsements, which provides evidence that the bidding Contractor has insurance coverage that meets the requirements of Section 18 of the General Conditions. Failure to have complete insurance coverage in place and to provide all required certificates and endorsements within the specified ten (10) working days period will be grounds for declaring the bidder to not be in compliance with the bid documents, rescinding the Notice of Acceptance, making a claim against the bid bond, and awarding to the second low bidder, at the sole discretion of the County.

CONTRACTOR'S PROPOSAL

TO: COUNTY OF RIVERSIDE

DATE: _____

hereafter called "County":

BIDDER: _____

(hereafter called "Contractor")

THE UNDERSIGNED, Contractor, having carefully examined the site and the Contract Documents for the construction of Tenaja Road, Resurfacing Project, Between Sierra Ellena Road and Clinton Keith Road, La Cresta Area, Project No. C2-0143 hereby proposes to construct the work in accordance with the Contract Documents, including Addenda Nos. _____ for the amount stated in this Proposal.

By submitting this Proposal, Contractor agrees with County:

1. That unless withdrawn in person by Contractor or some person authorized in writing by Contractor not by telephone or telegram before the time specified in the Notice Inviting Bids for the public opening of bids, this Proposal constitutes an irrevocable offer for 90 calendar days after that date.
2. County has the right to reject any or all Proposals and to waive any irregularities or informalities contained in a Proposal.
3. To execute the Agreement and deliver the Faithful Performance Bond, Payment Bond and Insurance Certificate with endorsements, which comply with the requirements set forth in the Instructions to Bidders and General Conditions, within ten (10) working days of the date of the Notice of Acceptance of Proposal and Intent to Award as issued by the County of Riverside.
4. That the contract shall be awarded upon a resolution or minute order to that effect duly adopted by the governing body of County; and that execution of the Contract Documents shall constitute a written memorial thereof.
5. To submit to County such information as County may require to determine whether a particular Proposal is the lowest responsible bid submitted.

6. That the accompanying certified or cashier's check or Bid Bond is in an amount not less than 10% of the total bid submitted and constitutes a guarantee that if awarded the contract, Contractor will execute the Agreement and deliver the required bonds within ten (10) days after notice of award. If Contractor fails to execute and deliver said documents, the check or bond is to be charged with the costs of the resultant damages to County, including but not limited to publication costs, the difference in money between the amount bid and the amount in excess of the bid which it costs County to do or cause to be done the work involved, lease and rental costs, additional salaries and overhead, increased interest and costs of funding the project, attorney expense, additional engineering and architectural expense and cost of maintaining or constructing alternate facilities occasioned by the failure to execute and deliver said documents.
7. By signing this proposal the Contractor certifies that the representations made therein are made under penalty of perjury.

**TENAJA ROAD
RESURFACING PROJECT
BETWEEN SIERRA ELLENA ROAD AND CLINTON KEITH ROAD
LA CRESTA AREA
PROJECT No. C2-0143**

PROPOSAL

BASE BID

ITEM No.	ITEM CODE	ITEM	UNIT	ESTIMATED QUANTITY	ITEM PRICE (IN FIGURES)	TOTAL (IN FIGURES)
1	066102	DUST ABATEMENT	LS	1		
2	074020	WATER POLLUTION CONTROL	LS	1		
3	120100	TRAFFIC CONTROL SYSTEM	LS	1		
4	160101	CLEARING AND GRUBBING	LS	1		
5	170101	DEVELOP WATER SUPPLY	LS	1		
6	011505	GRINDING ASPHALT CONCRETE IN PLACE	SQYD	26,850		
7	190185	SHOULDER BACKING	LF	17,865		
8	260201	CLASS 2 AGGREGATE BASE	CY	4,475		
9	390130	HOT MIX ASPHALT	TON	4,360		
10	393001	PAVEMENT REINFORCING FABRIC [GEOTEXTILE FABRIC]	SQYD	26,850		
11	150742	REMOVE ROADSIDE SIGN	EA	1		
12	151281	SALVAGE ROADSIDE SIGN	EA	3		
13	566011	ROADSIDE SIGN - ONE POST	EA	13		
14	721501	CONCRETE (CONCRETED-ROCK SLOPE PROTECTION)	CY	10		
15	820151	OBJECT MARKER (TYPE L-1)	EA	10		
16	840656	PAINT TRAFFIC STRIPE (2-COAT)	LF	27,725		
17	850111	PAVEMENT MARKER (RETROREFLECTIVE)	EA	740		
18	832001	METAL BEAM GUARD RAILING	LF	13		
19	839565	TERMINAL SYSTEM (TYPE SRT)	EA	2		
20	203016	EROSION CONTROL (TYPE D)	ACRE	3		
21	010602	MISCELLANEOUS WORK (AS DIRECTED)	FA	1	\$ 100,000.00	\$ 100,000.00
22	019901	DEMOBILIZATION	LS	1	\$ 10,000.00	\$ 10,000.00

PROJECT TOTAL: _____ \$ _____
 ITEMS 1-22 "WORDS"

BIDDER DATA:

Name of Bidder _____

Type of Organization _____

Person(s) Authorized to Sign for Bidder _____

Address _____

Phone _____

Contractor's License Type & Number _____

Expiration Date _____

8. **DESIGNATION OF SUBCONTRACTORS:** Contractor submits the following complete list of each subcontractor who will perform work or labor or render service in or about the construction in an amount in excess of 1/2 of 1% of the total bid.

<u>ITEM</u>	<u>SUBCONTRACTOR</u>	<u>ADDRESS</u>	<u>LICENSE NO.</u>
-------------	----------------------	----------------	--------------------

Percent of work to be performed by sub-contractors: ___%
(Note: 50% of the work required to be performed by general contractor)

IN WITNESS WHEREOF Contractor executed this Proposal as of the date set forth on Page 1 of this proposal.

TITLE _____
"Contractor"

Non-Collusion Declaration

To be executed by bidder and submitted with bid.
(Title 23 United States Code Section 112 and Public Contract Code Section 7106)

The undersigned declares:

I am the _____ (Title) of _____ (Company),
the party making the foregoing bid.

The bid is not made in the interest of, or on behalf of, any undisclosed person, partnership, company, association, organization, or corporation. The bid is genuine and not collusive or sham. The bidder has not directly or indirectly induced or solicited any other bidder to put in a false or sham bid. The bidder has not directly or indirectly colluded, conspired, connived, or agreed with any bidder or anyone else to put in a sham bid, or that anyone shall refrain from bidding. The bidder has not in any manner, directly or indirectly, sought by agreement, communication, or conference with anyone to fix the bid price of the bidder or any other bidder, or to fix any overhead, profit, or cost element of the bid price, or of that of any other bidder.

All statements contained in the bid are true. The bidder has not, directly or indirectly, submitted his or her bid price of any breakdown thereof, or the contents thereof, or divulged information or data relative thereto, to any corporation, partnership, company, association, organization, bid depository, or to any member or agent thereof to effectuate a collusive or sham bid, and has not paid, and will not pay, any person or entity for such purpose.

Any person executing this declaration on behalf of a bidder that is a corporation, partnership, joint venture, limited liability company, limited liability partnership, or any other entity, hereby represents that he or she has full power to execute, and does execute, this declaration on behalf of the bidder.

I declare under penalty of perjury under the applicable laws that the foregoing is true and correct and that this declaration is executed on

_____ (Month) _____ (Day) of _____ (Year),

at _____ (City), _____ (State).

Signature of Declarant: _____

Printed name of Declarant: _____

Name of Bidder (Company): _____

Title or Office: _____

Note: Notarization of signature required.

Check box if attachment is included.

Iran Contracting Act
(Public Contract Code sections 2200-2208)

Prior to bidding on, submitting a proposal or executing a contract or renewal for a County of Riverside contract for goods or services of \$1,000,000 or more, a Contractor must either:

- a) Certify it is not on the current list of persons engaged in investment activities in Iran created by the California Department of General Services ("DGS") pursuant to Public Contract Code section 2203(b) and is not a financial institution extending twenty million dollars (\$20,000,000) or more in credit to another person, for 45 days or more, if that other person will use the credit to provide goods or services in the energy sector in Iran and is identified on the current list of persons engaged in investment activities in Iran created by DGS; or
- b) Demonstrate it has been exempted from the certification requirement for that solicitation or contract pursuant to Public Contract Code section 2203(c) or (d).

To comply with this requirement, please insert your Contractor or financial institution name and Federal ID Number (if available) and complete one of the options below. Please note: California law establishes penalties for providing false certifications, including civil penalties equal to the greater of \$250,000 or twice the amount of the contract for which the false certification was made; contract termination; and three-year ineligibility to bid on contracts. (Public Contract Code section 2205.)

Option #1 – Certification

I, the official named below, certify I am duly authorized to execute this certification on behalf of the vendor/financial institution identified below, and the vendor/financial institution identified below is **not** on the current list of persons engaged in investment activities in Iran created by DGS and is not a financial institution extending twenty million dollars (\$20,000,000) or more in credit to another person/vendor, for 45 days or more, if that other person/vendor will use the credit to provide goods or services in the energy sector in Iran and is identified on the current list of persons engaged in investment activities in Iran created by DGS.

<i>Contractor Name/Financial Institution (Printed)</i>		<i>Federal ID Number (or n/a)</i>
<i>By (Authorized Signature)</i>		
<i>Printed Name and Title of Person Signing</i>		
<i>Date Executed</i>	<i>Executed in</i>	

Option #2 – Exemption

Pursuant to Public Contract Code sections 2203(c) and (d), a public entity may permit a Contractor/financial institution engaged in investment activities in Iran, on a case-by-case basis, to be eligible for, or to bid on, submit a proposal for, or enters into or renews, a contract for goods and services.

If you have obtained an exemption from the certification requirement under the Iran Contracting Act, please fill out the information below, and attach documentation demonstrating the exemption approval.

<i>Contractor Name/Financial Institution (Printed)</i>		<i>Federal ID Number (or n/a)</i>
<i>By (Authorized Signature)</i>		
<i>Printed Name and Title of Person Signing</i>		
<i>Date Executed</i>	<i>Executed in</i>	

Bid Bond

Recitals:

1. _____ "Contractor", has submitted his/her Contractor's Proposal to County of Riverside, "County", for the construction of public work for **Tenaja Road, Resurfacing Project, Between Sierra Ellena Road and Clinton Keith Road, La Cresta Area, Project No. C2-0143** in accordance with a Notice Inviting Bids from the County.
2. _____ a _____ corporation, hereafter called "Surety", is the surety of this bond.

Agreement:

We, Contractor as Principal and Surety as Surety, jointly and severally agree and state as follows:

1. The amount of the obligation of this bond is 10% of the amount of the Contractor's Proposal, including bid alternates, and inures to the benefit of County.
2. This Bond is exonerated by (1) County rejecting said Proposal or, in the alternate, (2) if said Proposal is accepted, Contractor executes the Agreement and furnishes the Bonds as agreed to in its Proposal, otherwise it remains in full force and effect for the recovery of loss, damage and expense of County resulting from failure of Contractor to act as agreed to in its Proposal. Some types of possible loss, damage and expense are specified in the Contractor's Proposal.
3. Surety, for value received, stipulates and agrees that its obligations hereunder shall in no way be impaired or affected by any extension of time within which County may accept the Proposal and waives notice of any such extension.
4. This Bond is binding on our heirs, executors, administrators, successors and assigns.

Dated: _____

Signatures:

By: _____

By: _____

Title: Attorney in Fact
"Surety"

Title: _____
"Contractor"

STATE OF _____
COUNTY _____
OF _____

} ss. SURETY'S ACKNOWLEDGEMENT

On _____ before me, _____ personally appeared, _____ known to me, or proved to me on the basis of satisfactory evidence, to be the person whose name is subscribed to the within instrument and acknowledged to me that he/she executed the same in his/her authorized capacities, and that by his/her signature on the instrument the person, or the entity upon behalf of which the person acted, executed the instrument.

WITNESS my hand and official seal.

Signature of Notary Public

Notary Public (Seal)

Note: This Bond must be executed by both Contractor and Surety with corporate seal affixed. All signatures must be notarized. (Attach acknowledgements).

Riverside County Contract No. _____

Contract

THIS CONTRACT is entered into at Riverside, California as of the date set forth below is between County of Riverside hereafter called "County" and _____, hereafter called "Contractor".

WITNESSETH

Recitals:

1. Contractor has submitted to County his Contractor's Proposal for the construction of County Project, **Tenaja Road, Resurfacing Project, Between Sierra Ellena Road And Clinton Keith Road, La Cresta Area, Project No. C2-0143**, in strict accordance with the Contract Documents identified below and County has accepted said Proposal.
2. Contractor states that he has reexamined his Contractor's Proposal and found it to be correct, has ascertained that his subcontractors are properly licensed and possess the requisite skill and forces, has reexamined the site and Contract Documents and is of the opinion that he can presently do the work in accordance with the Contract Documents for the money set forth in his Proposal to be paid as provided in the Contract Documents.

Agreement:

It is agreed by the parties as follows:

1. Contract Documents

The entire Contract consists of the following: (a) The Construction Contract, (b) The Notice Inviting Bids, (c) The Instruction to Bidders, (d) The Bid, (e) The Bid Bond, (f) The Payment Bond, (g) The Performance Bond, (h) The General Conditions, (i) The Special Provisions, (j) The Standard Specifications of the State of California Department of Transportation edition of May 2006 as modified in other portions of the Contract Documents and as amended by the State of California Department of Transportation, (k) The Standard Plans of the Department of Transportation identified on the plans or in the Special Provisions, (l) The Plans, (m) Addenda _____, (n) The Determination of Prevailing Wage Rates for Public Work, (o) Any Change Orders issued, (p) Any additional or supplemental specifications, notice, instructions and drawings issued in accordance with the provisions of the Contract Documents. All of said Documents presently in existence are by this reference incorporated herein with like effect as if here set forth in full and upon the proper issuance of other documents they shall likewise be deemed incorporated. The Bid Bond is exonerated upon execution of this Contract and the Payment Bond and Performance Bond.

2. The Work

Contractor shall do all tasks necessary to construct the work generally described in Recital No. 1 in accordance with the Contract Documents.

3. Liquidated Damages and Time of Completion

Attention is directed to the provisions in Section 8-1.06, "Time of Completion", and in Section 8-1.07 "Liquidated Damages", of the Standard Specifications and these Special Provisions.

Standard Specification Section 8-1.03, "Beginning of Work" is modified to read as follows:

The Contractor shall begin work within five (5) calendar days, or as revised in the Special Provisions, of the date stated within the written "Notice to Proceed".

The Contractor shall notify the Engineer, in writing, of the Contractor's intent to begin work at least 72 hours before work is begun. If the project has more than one (1) location of work, Contractor shall submit a separate notice for each location. The notice shall be delivered to the Transportation Department's Construction Engineer and shall specify the date the Contractor intends to start at said location.

Should the Contractor begin work in advance of receiving a written "Notice to Proceed", any work performed by the Contractor in advance of the date stated in the "Notice to Proceed" shall be considered as having been done by the Contractor at his own risk and as a volunteer and subject to the following:

- A. The Contractor shall, on commencing operations, take all precautions required for public safety and shall observe all the provisions in the Specifications and the Special Provisions.
- B. All work done according to the contract, prior to the issuance of the "Notice to Proceed", will be considered authorized work and will be paid for as provided in the contract.
- C. The Contractor shall not be entitled to any additional compensation or an extension of time for any delay, hindrance or interference caused by or attributable to commencement of work prior to the issuance of the "Notice to Proceed".

4. Compensation

Contractor shall be paid in the manner set forth in the Contract Documents the amount of his Proposal as accepted by County, the above rates, subject to additions and deductions as provided in the Contract Documents. Said Proposal is on file in the Office of the Clerk of the Board of Supervisors of County.

**Tenaja Road
Resurfacing Project
Between Sierra Ellena Road And Clinton Keith Road
La Cresta Area
Project No. C2-0143**

IN WITNESS WHEREOF the parties hereto have executed this Contract as of the date set forth below.

COUNTY OF RIVERSIDE

CONTRACTOR

BY: _____

BY: _____

Chairman, Board of Supervisors

DATED: _____

TITLE: _____

(If Corporation, affix Seal)

ATTEST:

ATTEST:

Kecia Harper-Ihem, Clerk of the Board

BY: _____

TITLE: _____

Deputy

Licensed in accordance with an act providing
for the registration of Contractors,

License No. _____

Federal Employer Identification Number:

BY _____

"County"

"Corporation"
(Seal)

Performance Bond

Recitals:

1. _____ (Contractor) has entered into an Agreement with COUNTY OF RIVERSIDE (County) for construction of public work known as _____
_____.
2. _____, a _____ corporation (Surety), is the Surety under this Bond.

Agreement:

We, Contractor as Principal and Surety as Surety, jointly and severally agree, state, and are bound unto County, as obligee, as follows:

1. The amount of the obligation of this Bond is 100% of the estimated contract price for the Project of \$ _____ and inures to the benefit of County.
2. This Bond is exonerated by Contractor doing all things to be kept and performed by it in strict conformance with the Contract Documents for this project, otherwise it remains in full force and effect for the recovery of loss, damage and expense of County resulting from failure of Contractor to so act. All of said Contract Documents are incorporated herein.
3. This obligation is binding on our successors and assigns.
4. For value received, Surety stipulates and agrees that no change, time extension, prepayment to Contractor, alteration or addition to the terms and requirements of the Contract Documents or the work to be performed thereunder shall affect its obligations hereunder and waives notice as to such matters, except the total contract price cannot be increased by more than 10% without approval of Surety.

THIS BOND is executed as of _____.

By _____

By _____

By _____

Type Name _____

Its Attorney in Fact
"Surety"

Title _____

"Contractor"

(Corporate Seal)

(Corporate Seal)

NOTE: This Bond must be executed by both parties with corporate seal affixed. All signatures must be acknowledged. (Attach acknowledgements).

Payment Bond

(Public Works - Civil Code §9550 et seq.)

The makers of this Bond are _____, as Principal and Original Contractor and _____, a corporation, authorized to issue Surety Bonds in California, as Surety, and this Bond is issued in conjunction with that certain public works contract to be executed between Principal and COUNTY OF RIVERSIDE a public entity, as Owner, for \$ _____, the total amount payable. The amount of this bond is one hundred percent (100%) of said sum. Said contract is for public work generally consisting of _____.

The beneficiaries of this Bond are as is stated in 9554 of the Civil Code and requirements and conditions of this Bond are as is set forth in 9554, 9558, 9560 and 9564 of said code. Without notice, Surety consents to extension of time for performance, change in requirements, amount of compensation, or prepayment under said contract.

Dated: _____

Original Contractor – Principal

Surety

By _____

By _____

Its Attorney In Fact

Title _____

(If corporation, affix seal)

(Corporate Seal)

(Corporate Seal)

STATE OF _____ }
COUNTY OF _____ }

ss. SURETY'S ACKNOWLEDGEMENT

On _____ before me, _____ personally appeared, _____, known to me, or proved to me on the basis of satisfactory evidence, to be the person whose name is subscribed to the within instrument and acknowledged to me that he executed the same in his authorized capacities, and that by his signature on the instrument the person, or the entity upon behalf of which the person acted, executed the instrument.

WITNESS my hand and official seal.

Signature of Notary Public

Notary Public (Seal)

NOTE: This Bond must be executed by both parties with corporate seal affixed. All signatures must be acknowledged. (Attach acknowledgements).

GENERAL CONDITIONS

SS 1. DEFINITIONS:

- a. "County", "Contractor", and "Contract Documents" are identified in the Agreement. "County" and "Contractor" includes their authorized representatives are treated throughout as if each were singular in number. "Contractor" includes its surety.
- b. "Engineer" and "Director of Transportation" means the Director of Transportation and Land Management Agency (TLMA) for the County of Riverside, and includes his authorized representatives.
- c. "Plans" means the portion of the Contract Documents consisting of all drawings prepared for the direction and characteristics of the work. A schedule of said drawings which constitutes the plans as of the execution of the Agreement is set forth in the Special Provisions and are supplemented by the Standard Plans referred to in the Special Provisions.
- d. "State of California", "Department of Transportation" and "Director of Transportation", means the County of Riverside.

SS 2. STANDARD SPECIFICATIONS:

The Standard Specifications of the State of California Department of Transportation, edition of May 2006 hereafter called "Standard Specifications", are incorporated herein as modified in these General Conditions, the Special Provisions and the Plans.

The following subsections of the Standard Specifications are deleted:

1-1.13, 1-1.15, 1-1.18, 1-1.25, 1-1.37, 1-1.40, 2-1.01, 2-1.05, 2-1.07, 5-1.14, 7-1.165, 8-1.03, 9-1.05, 9-1.065, 9-1.10, 12-2.02.

Section 3 of the Standard Specifications is deleted.

The following deletions and additions are made from the following subsections of the Standard Specifications.

Subsection 5-1.04, add to the second paragraph at its end the following sentence: "The General Conditions govern over all of the Contract Documents except the Special Provisions, the Agreement and Bonds."

Subsection 7-1.01A (2), strike the last sentence of the second paragraph and in its place read: "These wage rates are on file in the Office of the County Clerk and are a part of the Contract."

Subsection 7-1.15, for "Director" read "Director of TLMA" except for last reference read "County of Riverside".

Subsection 7-1.16, delete references to Subsection 7-1.165.

Subsection 8-1.06, strike the last paragraph.

Subsection 8-1.08, strike "as provided in the State Contract Act".

SS 3. DIRECTOR OF TRANSPORTATION AND LAND MANAGEMENT AGENCY (TLMA):

All work shall be done under the supervision of the Director of TLMA who shall determine the amount, quality, acceptability and fitness of all parts of the work, and interpret the Contract Documents. No act or omission of the Director of TLMA relieves Contractor of the duty to proceed with the work in strict conformity with the Contract Documents.

Upon request, Director of TLMA shall reduce to writing any oral order, objection, requirement or determination. Whenever Director of TLMA's approval is required it shall be in writing only.

All communications to County by Contractor shall be via Director of TLMA.

No work shall be performed on site other than during normal working hours without the knowledge and consent of Director of TLMA.

When in Director of TLMA's opinion, weather or other conditions are such that attempts to perform a portion of the work will probably result in work not in accordance with the Contract Documents, he shall so advise Contractor. When Contractor advises Director of TLMA that he intends to proceed despite such advise, he does so at his peril. The Director of TLMA may then order Contractor, in writing which specifies the portion of the work involved and the conditions warranting the issuance of the order, not to proceed on such portion of the work if (1) proceeding will in his judgment have an adverse effect on Contractor's ability to complete the work within the stipulated time period, or (2) proceeding will in his judgment necessitate unusual tests and procedures to ascertain whether said portion of the work is in accordance with the Contract

Documents. Contractor shall comply with such orders at its expense.

Nothing herein contained relieves Contractor from the duty to make independent determinations as to weather and other conditions affecting the proper completion of the work.

Failure for any reason of Director of TLMA to advise Contractor as to such matters, or to issue an order as above provided, does not relieve Contractor from the duty to accomplish the work in accordance with the Contract Documents.

As stated elsewhere, amounts shown in the Proposal and Agreement as to quantities are but estimates only. From time to time Director of TLMA shall direct Contractor as to the prosecution of the work in such a manner as to increase or decrease such estimates as to the work actually to be done. Contractor shall comply with such instructions and shall be paid only for work actually done based on the unit price set out in the Agreement.

SS 4. SITE INSPECTION - EFFECT OF OTHER IMPROVEMENTS SHOWN AND CONTRACTOR PROCEDURE:

Elsewhere in the Contract Documents reference may be made, graphically, descriptively or both, to the existence or possible existence of other improvements affecting the site and the prosecution of the work such as surface and subsurface utilities, drainage ditches and courses, buildings, fencing, retaining walls, roadways, curbs, trees, shrubs, and similar matters. Such matters are included to be used by Contractor to the extent he deems appropriate. However, it is expressly understood and agreed:

- a. Showing or describing such items does not mean that it is an exhaustive and complete presentation and that as to matters shown or described that they necessarily exist.
- b. All graphic presentations are schematic only unless the contrary is clearly set out elsewhere as to a particular matter.
- c. Whenever in the plans survey markers are shown, boundaries of the site are shown or contour lines are shown, Contractor may assume that such matters are shown in accordance with acceptable standards.

All improvements of the nature above described, whether elsewhere shown or described or not, shall, unless the contrary is elsewhere specifically

directed, remain in place, undisturbed and suitably protected during the course of the work.

Whenever during the course of the work a subsurface improvement is discovered which Contractor believes is unknown to County, he shall immediately so inform Director of TLMA. Except as elsewhere provided, whenever in the course of the work it becomes apparent that the work cannot proceed without the destruction or relocation of any improvement, whether shown or described or not, Contractor shall immediately cease work affecting such improvements and notify Director of TLMA as to such circumstance and await instructions as to how to proceed.

- d. The Contractor shall be required to cooperate fully with all utility forces or forces of other public agencies engaged in relocation, lowering, altering or otherwise rearranging any facilities interfering with the progress of work or installing any facilities thereon.

The Contractor will also be required to cooperate fully with any County or State forces working on or near the project, or requiring access to the work in the performance of their duties.

SS 5. USE OF AND PROTECTION OF PREMISES AND REMOVAL OF DEBRIS:

At his expense Contractor shall:

- a. Take every precaution against injuries to persons or damage to property.
- b. Comply with regulations governing the use of the property.
- c. Store and suitably protect his apparatus, equipment, materials and supplies in an orderly fashion on site.
- d. Place on the work only such loads as are consistent with the safety of the work.
- e. Effect all cutting, fitting, or patching of his work required to make it conform to the Plans and Specifications and interrelate with other improvements or except with the consent of Director of TLMA, cut or otherwise alter existing improvements.
- f. Protect and preserve established bench marks and monuments, make no changes in the location of such

without the prior written approval of County, replace and relocate any of them which may be lost or destroyed or which require shifting because of necessary changes in grades or locations. All replacement and relocation work shall be accomplished only after approval of County and under the direct supervision and instruction of Director of TLMA.

- g. Before final payment remove all surplus materials, false work, temporary structures, debris, and similar matter resulting from his operations from the site and to put the site in an orderly condition.
- h. Construct, operate and maintain all passageways, guard fences, lights, barricades and other facilities required for protection by State or municipal laws and regulations and local conditions during the course of the work.
- i. Guard County's property from injury or loss.
- j. Take all reasonable precautions for dust and noise control and generally conduct operations so as not to constitute a nuisance.
- k. The Contractor shall be responsible for the protection of existing signs, fences, concrete curb and gutter and other highway facilities which may be encountered in the roadway. The replacement or repair of any facilities which the County deems necessary as a result of the Contractor's operations shall be done by the Contractor at his own expense and to the satisfaction of the County Transportation Department.

SS 6. CHANGE ORDERS - DETAIL DRAWINGS AND INSTRUCTIONS:

Reference is made to 4-1.03 and 4-1.03A of the Standard Specifications regarding change orders. Wherever in these subsections the word "Engineer" appears read "County".

Each approved change order shall be considered as an amendment to the Contract Documents and will not be considered approved until executed by the Board of Supervisors, except Director of TLMA can approve certain change orders without the necessity of approval by the Board as provided in a Resolution of the Board adopted March 30, 1993, Resolution Number 93-047.

The above does not limit the ability of Director of TLMA to issue further detail drawings, explanations and instructions which are customarily given by an Engineer during the course of similar work. Director of TLMA will furnish Contractor with reasonable promptness such further detailed

explanations, instructions and drawings as may be necessary for the proper execution of the work, and Contractor shall conform to same provided they are consistent with the intent of the Contract Documents. In giving such additional instructions, explanations and drawings Director of TLMA has authority to make minor changes in the work which do not involve extra cost and are not inconsistent with the Contract Documents.

Contractor's acting on such instructions, explanations and drawings of Director of TLMA means that Contractor agrees that such explanations, instructions and drawings are within the scope of the work in accordance with the intent of the Contract Documents and do not constitute a basis for modification of the Contract Documents as to price or time.

SS 7. BRAND OR TRADE NAME - SUBSTITUTE OF EQUALS:

Reference is made to Section 3400 of the Public Contracts Code, which is by this reference incorporated herein with like effect as if here set forth in full.

If a potential bidder believes he knows of an equal to a specified brand or trade name which is not mentioned in the Contract Documents, then such potential bidder may so advise Director of TLMA of such fact, giving all relevant information. If appropriate, an addendum will be issued as to the alleged equal provided that such issuance may be accomplished at least 5 days before the time fixed for opening bids.

Unless the subject article or product is expressly designated for matching others in use in a particular public improvement either completed or in the course of completion, any bidder may, as part of its bid proposal, include a request for substitution of an item equal to any specified by brand or trade name.

Within 35 calendar days after award of the contract, Contractor may submit to Director of TLMA data substantiating such a request, and the difference, if any, in cost. Director of TLMA shall promptly investigate the request and make a recommendation to County as to equality. The governing body of County shall promptly determine whether the substitute is equal in every respect to the item specified, and approve or deny the request accordingly, and shall notify Director of TLMA of the determination made, who shall advise Contractor in writing of the decision. Unless the request is granted, substitution will not be permitted.

Nothing herein shall authorize a change in the contract price or prevent the use of change orders in the manner provided elsewhere in the Contract Documents.

SS 8. FINAL INSPECTION - NOTICE OF COMPLETION:

When the work is ready for final inspection County shall cause the work to be inspected and subjected to such tests as seem to it to be required for the purpose of determining if the work is complete in every respect.

At a meeting of the governing body of County held within 10 days after final inspection, the governing body shall consider the facts developed at the inspection. If it is found that the work is apparently complete in every respect, County will accept the work and a notice of completion will be recorded.

As between the parties, the recordation of the Notice of Completion, unless recorded because of a cessation of labor, means only that the time for final payment and the commencement of the guarantee period commences to run.

SS 9. COUNTY'S RIGHT TO STOP WORK OR TERMINATE THE CONTRACT:

(1) Contractor shall be adjudged bankrupt or make an assignment for the benefit of creditors, or (2) a receiver or liquidator is appointed for Contractor or any of his property, or (3) Contractor shall refuse or fail after Notice of Warning from County by Director of TLMA to supply sufficient properly skilled workmen or suitable materials, or (4) Contractor fails to prosecute the work with such diligence as will insure its completion within the stipulated time period, or (5) Contractor shall fail to make payments to persons supplying labor or materials for the work, or (6) Contractor does not comply with applicable law or instructions of Director of TLMA, or (7) Contractor is otherwise guilty of a substantial violation of any provision of the Contract Documents, then County without prejudice to such other and further right, remedy or relief it may be entitled to, may by 10 days notice to Contractor, terminate the employment of Contractor and his right to proceed, either as to the entire work, or at County's option, as to any portion thereof as to which delay shall have occurred or breach or miscompliance relates, and may thereupon take possession of the affected work and complete the work by contract or otherwise, as County deems expedient. In such case Contractor shall not be entitled to receive any further payment until the work is finished. If the unpaid balance shall exceed the expense of completion, and other damage, expense or loss of County occasioned by Contractor's failure to properly perform, such excess shall be paid by Contractor. If such expense and damage exceeds the unpaid balance, Contractor is liable to County for the excess. If County elects to proceed under this Section, it may take

possession of and utilize in completing the work such materials, supplies, plant and equipment on site which may be necessary or convenient for the purpose of completing the work, County is expressly granted the right - acting via Director of TLMA, an Engineer or otherwise - to operate equipment and machinery on site for the purpose of determining whether it has a basis for proceeding under this section.

If the construction of the project herein is damaged, which damage is determined to have been proximately caused by an act of God, in excess of 5% of the contract amount, provided that the work damaged is built in accordance with applicable building standards and the plans and specifications, then the Owner, upon certification by the Engineer, may, without prejudice to any other right of remedy, terminate the contract.

Decision by County not to proceed under this Section does not constitute a waiver by County of any right it might from time to time have against Contractor under the Contract Documents.

SS 10. PAYMENT AND MONTHLY ESTIMATES:

Director of TLMA, once each month, after said work is commenced and until after the completion and acceptance thereof, shall make and deliver to Contractor duplicate certificates stating the value of work then completed according to the contract, estimated according to the standard of the unit contract price, and thereupon Contractor shall be paid an amount sufficient with all previous payments to make the aggregate ninety five percent (95%) of the amount earned as certified. Maximum value of progress payment retention, as set forth in Section 9-1.06 of the Standard Specifications and any other referenced text, shall be five (5%)."

The partial payments made as the work progresses will be payment on account on work performed as of the 25th of the month and shall in no way be considered as an acceptance of any part of the work or material of the contract, nor shall they in any way govern the final estimate. No such estimate or payment shall be made when in the judgement of the Director of TLMA the total value of the work done since the last estimate amounts to less than \$300.

For the purpose of timely payment, the "receipt of payment request" date, as described in Public Contract Code 20104.50 and as referred to herein, shall be considered to be the fifth working day following the 25th day of each month.

Within 5 working days of the 25th day of each month the County shall:

- a. Calculate and prepare the certificate ("progress pay estimate") stating the value of the work completed for the billing month, for the purpose of determining the proper progress payment amount.
- b. If a progress pay estimate has been prepared by the County but has been contested by the Contractor as of the "receipt of payment request" date, as defined above, the County shall submit to the Contractor a document setting forth in writing a description of the dispute pertaining to the progress billing, and the County's reason for it's position. Said document shall be submitted to the Contractor as soon as practicable, but not later than 7 calendar days after the "receipt of payment request" date.

Any progress pay estimate which is undisputed and remains unpaid for thirty (30) calendar days, after the "receipt of payment request date" shall accrue interest to the Contractor equivalent to the legal rate set forth in subdivision (a) of Section 685.010 of the California Code of Civil Procedure. The number of days available to the County to make a payment without incurring interest pursuant to this section shall be reduced by the number of days by which the County exceeds the seven-day submittal requirement set forth in the paragraph above.

Pursuant to Public Contract Code Section 20104.50, subsection (e), the progress payment date is the date that funds are encumbered and the payment warrant is issued.

SS 11. PAYMENT FOR EXTRA WORK (FORCE ACCOUNT BASIS):

Extra work to be paid for on a force account basis as directed by the Engineer will be paid for as set forth in Section 9-1.03 of the Standard Specifications. The labor surcharge, equipment rental rates and the right of way delay factors for each classification of equipment are listed in the Department of Transportation publication entitled Labor Surcharge and Equipment Rental Rates. A copy of which is on file at the Office of the Director of TLMA and is hereby incorporated herein in its entirety.

SS 12. FINAL PAYMENT:

Within thirty (30) days after the completion of the work and its acceptance by the Board of Supervisors, Director of TLMA will make a proposed final estimate in writing of the quantities of work done under the contract and the value of

such work and will submit such estimate to Contractor. Within thirty (30) days thereafter Contractor shall submit to Director of TLMA his written approval of said proposed final estimate or a written statement of all claims which he has for additional compensation claimed to be due under the contract.

On Contractor's approval or if he files no claims within said period of thirty (30) days, Director of TLMA will issue a final written estimate as submitted to Contractor and County shall pay the entire sum so found to be due after deducting there from all previous payments and all amounts to be kept and all amounts to be retained under the provisions of the contract.

If Contractor within said period of thirty (30) days files claims, Director of TLMA will issue as a semi-final estimate the proposed estimate submitted to Contractor and the County will within thirty (30) days pay the sum found due thereon after deducting all prior payments and all amounts to be kept and retained under the provisions of the contract, Director of TLMA shall then consider and investigate Contractor's claims and shall make such revisions in the said estimate as he may find to be due, and shall then make and issue his final written estimate. County will pay the amount so found due after deducting all previous payments and amount to be retained under the contract.

All prior or partial estimates and payments shall be subjected to correction in the final estimate and payment.

The final estimate shall be conclusive and binding against both parties to the contract on all questions relating to the performance of the contract and the amount of work done there under and compensation therefore, except in the case of gross error. Acceptance of final payment constitutes a release of County by Contractor of all claims relating to the work.

SS 13. DAMAGES:

Contractor acknowledges that failure to perform in strict accordance with the Contract Documents will cause County to suffer special damages in addition to cost of completion of the work in accordance with the provisions of the Contract Documents. Such special damage could include, but is not limited to, lease and rental cost, additional salaries and overhead, interest during construction, attorney expense, additional engineering, and inspection expense and cost of maintaining or constructing alternate facilities.

SS 14. DOCUMENTS OF CONTRACTOR:

Upon demand, Contractor shall make available to County all documents in its possession relevant to the work accomplished or to be accomplished or any demand or claim of Contractor as to County. This includes copies of documents sent by Contractor or others in its possession. Contractor shall further make available to County conformed copies of all documents submitted to the sureties who executed the Bid Bond, Faithful Performance Bond or Payment Bond for the purpose of obtaining the sureties' signature, including any guarantee or indemnification made to such surety by others for such purpose. Contractor shall maintain in his possession all documents relative to the work for three years after Notice of Completion.

SS 15. RESPONSIBILITY OF CONTRACTOR TO ACT IN AN EMERGENCY:

In case of an emergency which threatens loss or injury to property or life, Contractor shall act without previous instructions as the situation may warrant. Contractor shall notify Director of TLMA immediately thereafter. Any compensation claimed by Contractor, together with substantiating documentation shall be submitted to County via Director of TLMA.

SS 16. LABOR CODE:

Reference is made to Chapter 1, Part 7, Division 2 of the California Labor Code (commencing with Section 1720). By this reference said Chapter 1 is incorporated herein with like effect as if it were here set forth in full. The parties recognize that said Chapter 1 deals, among other things with discrimination, penalties and forfeitures, their disposition and enforcement, wages, working hours, and securing worker's compensation insurance and directly effect the method of prosecution of the work by Contractor and subject it under certain conditions to penalties and forfeitures. Execution of the Agreement by the parties constitutes their agreement to abide by said Chapter 1, their stipulation as to all matters which they are required to stipulate as to by the provisions of said Chapter 1, constitutes Contractor's certification that he is aware of the provisions of said Chapter 1 and will comply with them and further constitutes Contractor's certification as follows: "I am aware of the provisions of Section 3700 of the California Labor Code which require every employer to be insured against liability for worker's compensation or to undertake self-insurance in accordance with the provisions of that Code, and I will comply with such provisions before commencing the performance of the work of this contract." Contractor and his subcontractors shall comply with the

provisions of SS 1777.5 of the Labor Code regarding apprentices.

Contractor shall post at each job site during the course of the work a copy of County's "Determination of Prevailing Wage Rates", copies of said Determination are available from County for this purpose.

SS 17. OBSTRUCTIONS:

Attention is directed to Sections 8-1.10, "Utility and Non-Highway Facilities" and 15, "Existing Highway Facilities" of the Standard Specifications and these Special Provisions.

Add the following to the fourth paragraph of Section 8-1.10, "Utility and Non-Highway Facilities", of the Standard Specifications is amended to read:

In the event that the utility facilities mentioned above are not removed or relocated by the times specified and, if in the opinion of the Engineer, the Contractor's operations are delayed or interfered with by reason of the utility facilities not being removed or relocated by said times, the State will compensate the Contractor for such delays to the extent provided in Section 8-1.09, "Right of Way Delays" of the Standard Specifications, and not otherwise, except as provided in Section 8-1.10, "Utility and Non-Highway Facilities" of the Standard Specifications.

SS 18. INSURANCE - HOLD HARMLESS:

In lieu of the provisions of Section 7-1.12 the following shall apply:

Contractor shall not commence work under this contract until he has obtained the insurance required hereunder and satisfactory proof of said insurance has been submitted to and approved by the County of Riverside.

Contractor shall submit to the County of Riverside a Certificate of Insurance, signed by an authorized representative of the Contractor's insurance provider or agency, which certifies to the County that insurance coverage is provided in accordance with the requirements of this section. The Certificate of Insurance shall include as attachments the required "Waiver of Subrogation" and "Additional Insured" policy endorsements.

I. Workers Compensation Insurance:

Contractor shall procure and maintain during the life of the contract Worker's Compensation Insurance coverage as prescribed by the laws of the State of California. Policy shall include Employers' Liability including Occupational Disease with limits not less than \$1,000,000 per occurrence. Policy shall be endorsed to provide a Borrowed Servant Endorsement, Alternate Employer Endorsement, or Additional Insured Endorsement naming the County of Riverside, its Director's Officers, Special Districts, Board of Supervisors, employees, agents or representatives as Additional Insureds. Policy shall contain a Waiver of Subrogation in favor of the County of Riverside.

Contractor shall further require each of its subcontractors to procure Worker's Compensation Insurance as required by the State while working on the project and the Contractor shall require the subcontractors to endorse the policy to provide a Borrowed Servant Endorsement, Alternate Employer Endorsement, or Additional Insured Endorsement naming the County of Riverside, its Director's Officers, Special Districts, Board of Supervisors, employees, agents or representatives as Additional Insureds. Policy shall contain a Wavier of Subrogation in favor of the County of Riverside.

II. Comprehensive General Liability Insurance:

Contractor shall take out and maintain during the course of the work General Liability Insurance covering bodily injury and property damage insurance and blanket contractual coverage as to the work and obligations covered hereunder. The amount of the insurance shall be in an amount **not less than \$2,000,000**. The policy may be a combined single limit or split limits, but the amount must be no less than \$2,000,000 per occurrence. The insurance carrier must have a current rating of "A" or better by the A.M. Best Company, a financial size of at least "VIII", and be an admitted carrier in the State of California. Any exceptions must be approved in advance by the County of Riverside Risk Management. Said insurance must contain an endorsement the County of Riverside is named as an additional insured as respects the work covered hereunder and **said insurance must not contain, as respects the work covered hereunder, any exclusions as to bodily injury or death or property damage arising out of blasting, explosion, or underground damage to wire, pipes, conduits, mains, sewers, tank tunnels or any similar property - i.e. the so-called "x c u" exclusions**. The insurance certificate evidencing such insurance must **affirmatively state that**

the insurance carrier (s) will give Owner 30 days written notice prior to cancellation of the insurance or a reduction in coverage, and that "County of Riverside-- its Director's Officers, Special Districts, Board of Supervisors, employees, agents and representatives" are named as Additional Insureds.

In the alternate to naming County of Riverside as additional insured, Contractor may take out and maintain during the course of the work and until acceptance by County, Owner's Protective Liability Insurance in an amount not less-than \$2,000,000 covering Riverside County.

III. Auto Liability:

If Lessee's vehicles or licensed mobile equipment will be on the premises or used in any manner on behalf of the County, then Lessee shall maintain auto liability insurance for all owned, non-owned or hired automobiles in an amount not less than \$1,000,000 per occurrence combined single limit. Policy shall name the "County of Riverside, its Director's Officers, Special Districts, Board of Supervisors, employees, agents, or representatives" as Additional Insureds.

IV. Hold Harmless:

Contractor shall hold County of Riverside its officers, agent, and employees free and harmless from any liability whatsoever, including wrongful death, based or asserted upon any act or omission of Contractor, its officers, agents, employees or subcontractors relating to or in anywise connected with or arising from the accomplishment of the work, whether or not such acts or omissions were in furtherance of the work required by the Contract Documents and agrees to defend at his expense, including attorney fees, Owner, County of Riverside its officers, agents and employees in any legal action based upon any such alleged acts or omissions.

SS 19. EQUAL EMPLOYMENT OPPORTUNITY:

General:

Contractor shall not discriminate in its recruiting, hiring, promotion, demotion or termination practices on the basis of race, religious creed, color, national origin, ancestry, sex, age or physical handicap in the performance of this Contract shall comply with the provisions of the California Fair Employment Practice Act (commencing with SS 1410 of the Labor Code), the Federal Civil Rights Act of 1964

(P.L. 88-352) and all amendments thereto, Executive Order No. 11246 (30 Federal Register 12319), as amended, and all administrative rules and regulations issued pursuant to said Acts and Order. See particularly 41 Code of Federal Regulation (CFR) Chapter 60.

Contractor shall require each of its subcontractors to comply with the preceding paragraph and shall include in each subcontract language similar to the preceding paragraph.

Contractor shall permit access to its records of employment, employment advertisement, application forms and other pertinent data and records by Owner and any State or Federal agency having jurisdiction for the purpose of investigation to ascertain compliance with this Section.

Owner may assign an affirmative action representative to monitor Contractor and its subcontractor (s) conduct required by this Section, including the right of entry to the construction site for the purpose of obtaining information from persons performing work on the project providing such inspection does not interfere with the progress of the work.

Elsewhere in the Contract Documents specific requirements may be contained covering the same subject matter of this Section. If so, such specific requirements prevail over this Section in case of conflict.

Transactions of \$10,000 or Under:

Contracts and subcontracts not exceeding \$10,000 are exempt from the requirements of this Section. No Contractor or subcontractor shall procure supplies and/or services in less than usual quantities to avoid applicability of this Section. With respect to contracts and subcontractors for indefinite quantities, this Section applies unless the amount required in any one year under such contract will reasonably be expected not to exceed \$10,000.

Transactions in Excess of \$10,000, but Less Than \$50,000:

At Owner's request, Contractor shall certify that it has in effect an affirmative action plan and agrees to comply with all State and Federal laws and regulations regarding Fair Employment Practices. Contractor shall maintain a written copy of its affirmative action plan and furnish Owner a copy of the plan upon request. Owner may require Contractor to complete an Affirmative Action Compliance Report, on a form furnished by Owner, setting forth definite goals during the term of the Contract.

Transactions of \$50,000 or More:

If Contractor has fifty or more employees and a Contract for \$50,000 or more, it shall develop and submit to Owner, within thirty days after award, a written affirmative action compliance program providing in detail specific steps to guarantee equal employment opportunity. Contractor shall include in its affirmative action program a table of job classifications, which table shall include but need not be limited to job titles, duties, and rates of pay.

Contractor shall in each subcontract let to do a portion of the work covered hereunder, where the subcontractor involved has fifty or more employees and the subcontract is for \$50,000 or more, impose in the subcontract the above requirements.

For the purpose of determining the number of employees, the average of the Contractor's or its subcontractor's employees for the twelve month period immediately prior to award, or the total number of employees the Contractor or its subcontractor will have when performing this contract, whichever is higher, shall be used.

Federal Assisted Construction:

If this project is a Federally assisted construction project, then the contract provisions contained in 41 CFR SS 60-1.04 (b) are incorporated herein and the Contractor shall likewise incorporate said provisions in each subcontract entered by Contractor to perform the work. Federally assisted construction is identified as such in the Notice Inviting Bids.

SS 20. DEPOSIT OF SECURITIES:

In accordance with Public Contract Code Section 22300 and other applicable law, the Contractor may substitute securities for any moneys withheld to ensure performance under the contract.

SS 21. ASSIGNMENT OF CLAIMS:

In submitting a bid on this public works project, or any subcontractor agreeing to supply goods, services, or materials, and entering a contract pursuant thereto, the Contractor and/or subcontractor do offer and agree to assign to the Owner all rights, title, and interest in and to all causes of action it may have under Section 4 of the Clayton Act (15 U.S.C. Section 15) or under the Cartwright Act (Chapter 2 (commencing with Section 16700) of Part 2 of Division 7 of the Business and Professions Code), arising

from purchases of goods, services, or materials pursuant to the public works contract or the subcontract. This assignment shall be made and become effective at the time the awarding body tenders final payment to the Contractor, without further acknowledgement by the parties.

SS 22. CLAIMS RESOLUTION:

In accordance with Public Contract Code Section 20104 - 20104.8 and other applicable law, public works claims of \$375,000 or less which arise between the Contractor and the Owner shall be resolved following the statutory procedure unless the Owner has elected to resolve the dispute pursuant to Public Contract Code SS 10240 et seq.

1. All claims shall be submitted in writing and accompanied by substantiating documentation. Claims must be filed on or before the date of final payment unless other notice requirements are provide in the contract. "Claim" means a separate demand by the claimant for (1) a time extension, (2) payment of money or damages arising from work done by or on behalf of the claimant and payment of which is not otherwise expressly provided for or the claimant is not otherwise entitled, or (3) an amount the payment of which is disputed by the Owner.

(a) Claims Under or equal to \$50,000. The Owner shall respond in writing to the claim within 45 days of receipt of the claim, or, the Owner may request, in writing, within 30 days of receipt of the claim, any additional documentation supporting the claim or relating to defenses or claims the Owner may have. If additional information is needed thereafter, it shall be provided upon mutual agreement of the Owner and the claimant. The Owner's written response shall be submitted 15 days after receiving the additional documentation, or within the same period of time taken by the claimant to produce the additional information, whichever is greater.

(b) Claims over \$50,000 but less than or equal to \$375,000. The Owner shall respond in writing within 60 days of receipt, or, may request in writing within 30 days of receipt of the claim, any additional documents supporting the claim or relating to defenses or claims the Owner may have against the claimant. If additional information is needed thereafter, it shall be provided pursuant to mutual agreement between the Owner and the claimant. The Owner's response shall be submitted within 30 days after receipt of the further

documents, or within the same period of time taken by the claimant to produce the additional information or documents, whichever is greater.

2. If the claimant disputes the Owner's response, or if the Owner fails to respond within the statutory time period, the claimant may so notify the Owner within 15 days of the receipt of the response or the failure to respond, and demand an informal conference to meet and confer for settlement. Upon such demand, the Owner shall schedule a meet and confer conference within 30 days.
3. If following the meet and confer conference, the claim or any portion thereof remains in dispute, the claimant may file a claim pursuant to Government Code SS 900 et seq. and Government Code SS 910 et seq. For purposes of those provisions, the time within which a claim must be filed shall be tolled from the time the claimant submits the written claim until the time the claim is denied, including any time utilized for the meet and confer conference.
4. If a civil action is filed to resolve any claim, the provisions of Public Contract Code SS 20104.4 shall be followed, providing for non-binding mediation and judicial arbitration.

SS 23. DUST ABATEMENT:

Dust control shall conform to Section 10, "Dust Control", Section 7-1.01F, "Air Pollution Control", Section 17, "Watering", and Section 18, "Dust Palliative" of the Standard Specifications, Rules no. 401, 402, 403 and 403.1 of the South Coast Air Quality Management District (AQMD), Riverside County Code, Chapter 8.52, "Fugitive Dust Reduction Program For Coachella Valley", all other applicable Federal and State laws, and the requirements set forth herein.

The Contractor is cautioned that failure to control fugitive dust may result in fines being levied by the South Coast Air Quality Management District to both the Contractor and the County of Riverside, as owner. The Contractor shall be fully responsible for payment of all fines pertaining to air pollution control violations, resulting from Contractor's operations related to the construction contract, which may be levied against both the Contractor and the County of Riverside by the AQMD or other regulatory agencies. The Contractor's attention is directed to Section 7-1.01, "Laws to be Observed" of the Standard Specifications. The cost of all fines levied against the County of Riverside will be deducted from any moneys due or

which may become due to the Contractor, unless other payment arrangements are made by the Contractor.

Dust control of all of the Contractor's operations is required 24 hours per day, 7 days a week for the duration of the contract, and until the disturbed soil is permanently stabilized. The Contractor shall take every precaution to prevent emissions of fugitive dust from the project site, from locations of stockpiled materials, from unpaved driving surfaces, from haul vehicles, from inactive construction areas, and from all other operations of the Contractor. The Contractor shall plan for and carry out proper and efficient measures to prevent his operations from producing dust in amounts damaging to property or which constitute a public nuisance, or which cause harm to persons living or working in the vicinity of the work. Of particular concern are emissions of PM10 particles, which are fine particulate matter of 10 microns or less and which are associated with sickness and death from respiratory disease.

The Contractor shall furnish and post dust mitigation signs, which shall be, at a minimum, in accordance with the "AQMD Signage Recommendations", attached hereto. Additional copies are available upon request from the Engineer. The sign shall include the Contractor's phone number which shall be maintained on a 24 hour basis. The sign message, size and design, including any deviations from the signage recommendations, shall be approved by the Engineer prior to fabrication.

The Contractor shall respond to complaints by mobilizing equipment and personnel at the construction site within 2 hours of each complaint to control fugitive dust.

Attention is directed to AQMD Rule 403.1, which applies to all contracts within the Coachella Valley Area of Riverside County. That AQMD Rule requires the Contractor to take specified dust control actions when prevailing wind speeds exceed 25 miles per hour. Wind forecasts, AQMD Rules and other related information are provided by AQMD at 1-800-CUT-SMOG and at www.aqmd.gov.

Any days on which the Contractor is prevented from working, due to the requirements of AQMD Rules, will be considered as non-working days, in accordance with Section 8-1.06, "Time of Completion" of the Standard Specifications.

The Contractor shall utilize the "Best Available Control Measures" of controlling fugitive dust, as prepared by the AQMD. For projects within the Coachella Valley, the "Reasonably Available Control Measures" may be employed, if effective within the context of the AQMD rules. However, if fugitive dust crosses the project boundary, more effective

control measures, including the "Best Available Control Measures" shall be implemented.

A site-specific fugitive dust control plan shall be submitted to the Engineer for review and approval at least 10 days prior to the start of construction. Additionally, for projects outside of the Coachella Valley which meet the criteria for AQMD plan approval, the Contractor shall submit the dust control plan to AQMD for approval. AQMD plan submittal criteria is defined in AQMD Rule 403 as being for projects that will have disturbed surface area in excess of 100 acres, or for projects with a scope of work which requires the movement of more than 10,000 cubic yards of soil on each of any three working days.

A sample plan and other pertinent information is attached, and additional copies are available from the Engineer upon request. The fugitive dust control plan shall include the "Reasonably Available Control Measures" and "Best Available Control Measures" of controlling fugitive dust, as may be appropriate and necessary, including but not limited to watering, application of chemical dust suppressants, wind fencing, covering of haul vehicles, haul vehicle bed-liners, covering or chemically stabilizing stored materials, phased grading, planting of vegetation, the use of a 24 hour environmental observer, and track-out controls at locations where unpaved construction accesses intersect with paved roads. The use of chemical stabilizers, which are approved by all environmental regulatory agencies, and the use of reclaimed water is encouraged. If water is intended as a primary dust control tool, the dust control plan shall provide for at least one 2,000 gallon water truck for every 4 acres of disturbed soil, unless otherwise approved by the Engineer.

If the Construction Engineer determines that the project scope and the forecasted weather conditions are such that the Contractor's work is unlikely to be a source of dust emissions, the Construction Engineer has the authority to waive the requirements for submittal of a dust control plan and for placement of the dust control signs described herein. However, the Contractor's responsibilities for the control of fugitive dust and the other requirements of this section may not be waived.

A completion notice will not be filed, and the final payment will not be made to the Contractor until the areas of disturbed soil on the construction site, including roadway shoulders, are suitably stabilized for long term control of fugitive dust.

The successful Contractor shall attend an AQMD PM10 Dust Control Program training session, and furnish evidence of attendance to the Engineer. Attendance at AQMD training

seminars can be scheduled through AQMD at 1-866-861-DUST (1-866-861-3878) or by email to dustcontrol@aqmd.gov. Current AQMD certification of previous attendance will be accepted.

At that training session, the successful Contractor will be furnished with the AQMD prepared Rule 403 and Rule 403.1 implementation handbooks, which include the "Best Available Control Measures" and "Reasonably Available Control Measures", and other associated information, including a listing of suggested dust control related devices, materials and chemicals.

The signature of the Contractor on the Proposal constitutes acknowledgement by the Contractor of the dust control requirements established by law and described herein, and the enforceability of those requirements.

When the contract includes a bid item for Dust Abatement, full compensation for conformance with these dust abatement requirements, including labor, equipment, materials, developing water supply and incidentals, shall be paid at the lump sum price for Dust Abatement, and no additional compensation will be allowed therefor.

When the contract does not include a bid item for Dust Abatement, full compensation for conformance with these dust abatement requirements, including labor, equipment, materials, developing water supply and incidentals, shall be considered as included in the various items of work, and no additional compensation will be allowed therefor.

AQMD RECOMMENDATIONS

November, 2001

Plan holder shall post signage at specified locations on the subject property in accordance with the standards specified below. The exception to the standards is that all letters shall be 4 inches high, with the names and telephone numbers of appropriate contacts and services in bold print, as indicated in the standards. These signs shall also include the SCAQMD toll free complaint line 1-800-CUT-SMOG (1-800-288-7664) and the telephone number for the Environmental Observer. These signs shall be posted within 50 feet of the curb on all four (4) corners of the subject property.

For each Dust Control Plan aggregating less than, or equal to, ten (10) acres:

1. The applicant shall install a sign on such property which is visible to the public that meets the following requirements:
 - (a) Such sign shall measure at least four (4) feet wide by four (4) feet high and conform to the specifications in 1 (a) below.

For each Dust Control Plan aggregating over ten (10) acres:

2. The applicant shall install a sign on such property which is visible to the public that meets the following requirements:
 - (a) Such sign shall measure at least eight (8) feet wide by four (4) feet high and conform to the specifications in 1 (b) below.

THE SIGN SHALL CONFORM TO THE FOLLOWING REQUIREMENTS:

1. The sign boards shall be constructed with materials capable of withstanding the environment in which they are placed.
 - (a) For 4' x 4' signs, the District recommends the following:
 - I. 3/4" A/C laminated plywood board
 - II. Two 4" x 4" posts
 - III. The posts should be attached to the edges of the plywood board with at least 2 carriage bolts on each post.
 - IV. The front surface of the sign board should be painted in the contrasting color of a white background with black lettering.
 - (b) For 4' x 8' signs, the District recommends the following:
 - I. 1" A/C laminated plywood board
 - II. Two 5" x 6" posts
 - III. The posts should be attached to the 4' edges of the plywood board with at least 2 carriage bolts on each post.
 - IV. The front surface of the sign board should be painted in the contrasting color of a white background with black lettering.

2. The sign board shall be installed and maintained in a condition such that members of the public can easily view, access, and read the sign at all times until the expiration date of the Dust Control plan.

(a) For 4' x 4' signs, the District recommends the following:

- I. The lower edge of the sign board should be mounted at least 2' above the existing ground surface to facilitate ease of viewing.
- II. The posts should be set in a hole at least 3' deep with concrete footings to preclude downing by high winds.
- III. On the construction site, the sign should be positioned such that nothing obstructs the public's view from the primary street access point.
- IV. For construction projects that are developed in phases, the sign should be moved to the area that is under active construction.
- V. In situations where all phases of the construction project are completed on a property prior to expiration of the Dust Control Plan, a written request for cancellation of the Dust Control Plan must be submitted to the Engineer.

(b) For 4' x 8' signs, the District recommends the following:

- I. The lower edge of the sign board should be mounted at least 2' above the existing ground surface to facilitate ease of viewing.
- II. The posts should be set in a hole at least 4' deep with concrete footings to preclude downing by high winds.
- III. On the construction site, the sign should be positioned such that nothing obstructs the public's view from the primary street access point.
- IV. For construction projects that are developed in phases, the sign should be moved to the area that is under active construction.
- V. In situations where all phases of the construction project are completed on a property prior to expiration of the Dust Control Plan, a written request for cancellation of the Dust Control Plan must be submitted to the Engineer.

3. The sign board shall contain the following information:

- (a) Project Name
- (b) Name of Prime Contractor
- (c) Phone Number of Contractor's Employee Responsible for Dust Control Matters
- (d) County designated phone number (to be provided by the Engineer)
- (e) South Coast Air Quality Management District Phone Number

4. The sign board shall be designed to the following alpha and numeric text dimensions (sign boards written in longhand are unacceptable).

(a) For a permittee subject to the 4' x 4' sign requirement, the District provides the following example: (as modified by the County of Riverside for use on County Public Works projects)

1" UPPERCASE Letters →	PROJECT NAME:		3 ½" Title Case Bold Letters ←
1" UPPERCASE Letters →	CONTRACTOR		3 ½" Title Case Bold Letters ←
1" Title Case Letters →	Contractor's Dust Control Phone #		3" Bold Numbers ←
1" Title Case Letters →	County of Riverside Phone #		3" Bold Numbers ←
1" Title Case Letters →	Phone Number:	SCAQMD 1-800-CUT-SMOG	3 ½" Bold Numbers ←

"Title Case" means the first letter of a word is capitalized and subsequent letters are lower case.

(b) For a permittee subject to the 4' x 8' sign requirement, the District provides the following example: (as modified by the County of Riverside)

2" UPPERCASE Letters	PROJECT NAME:		4" Title Case Bold Letters
2" UPPERCASE Letters	CONTRACTOR		4" Title Case Bold Letters
2" Title Case Letters	Contractor's Dust Control Phone #		4" Bold Numbers
2" Title Case Letters	County of Riverside Phone #	909-	4" Bold Numbers
2" Title Case Letters	Phone Number:	SCAQMD 1-800-CUT-SMOG	4 1/2" Bold Numbers
2" Title Case Letters	COUNTY OF RIVERSIDE TRANSPORTATION DEPARTMENT		

Section 1

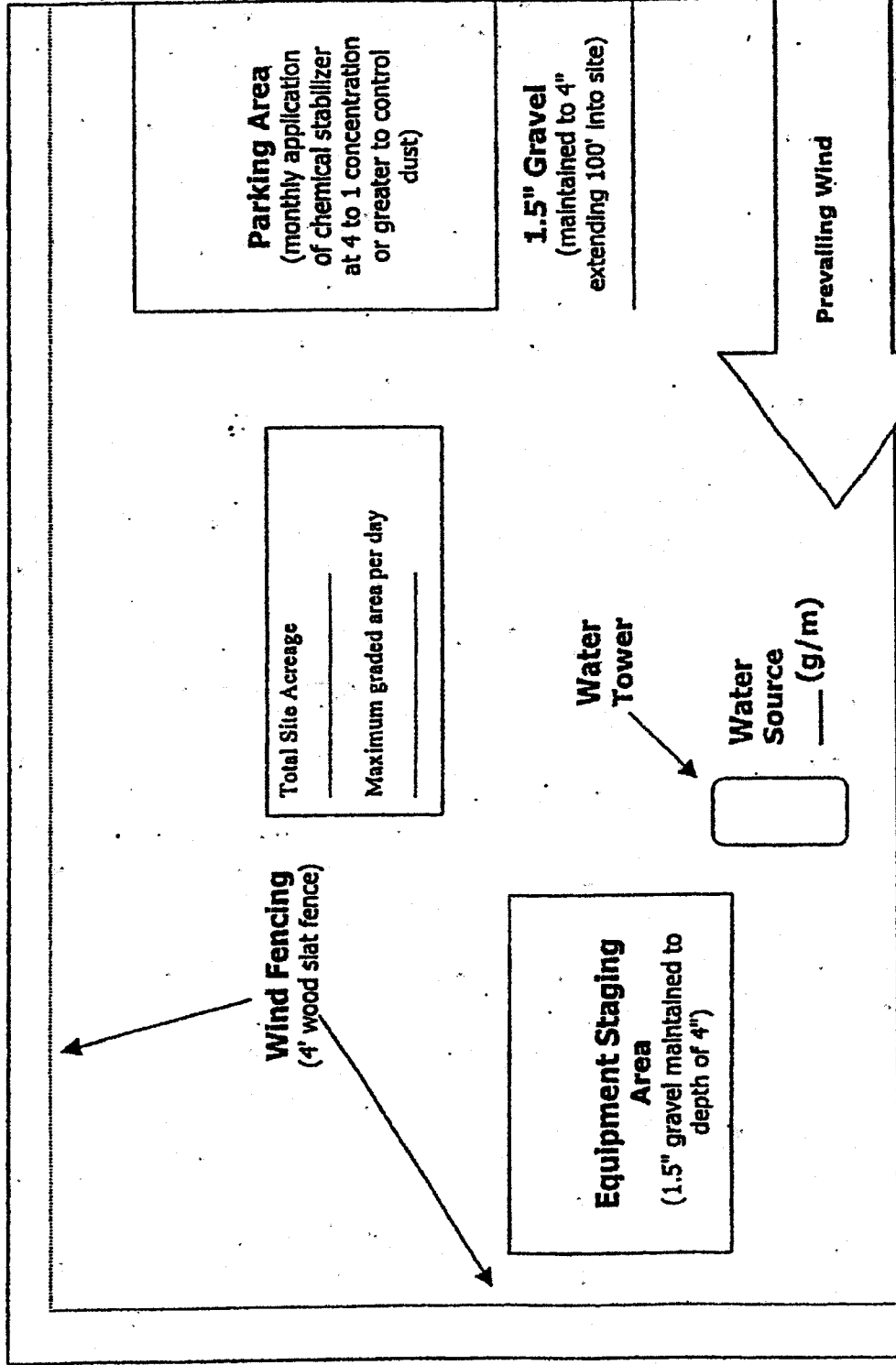
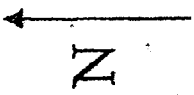
Simplified Sample Site Plan

Existing Residential

Distance and location of nearest:

Residence _____

Business _____



Existing Residential

Site Access

Parking Area
 (monthly application
 of chemical stabilizer
 at 4 to 1 concentration
 or greater to control
 dust)

1.5" Gravel
 (maintained to 4"
 extending 100' into site)

Total Site Acreage _____

Maximum graded area per day _____

Water Tower

Water Source
 _____ (g/m)

Prevailing Wind

Vacant Land

Existing Residential

Remember...
**DUST CONTROL IS REQUIRED 24 HOURS A DAY, 7 DAYS A WEEK,
 REGARDLESS OF CONSTRUCTION STATUS**

Plan Review Checklist Clearing/Grubbing/Mass Grading Phase

If feasible, use grading permit conditions to break the project into phases so that only a portion of the site is disturbed at any given time to ensure control of fugitive dust. This technique is critical for project sites with greater than 100 acres.

Prior to initiating activity, pre-water site through use of portable irrigation lines. At least 72 hours of pre-watering is recommended for each area prior to initiating earth-movement. Require the Applicant to specify water source and available flow rate (g/m).

Water applied continuously to all disturbed portions of the site by means of water truck/water pull as necessary to maintain sufficient visible moisture on the soil surface. For reference, one 2,000 gallon water truck can treat approximately 4 acres of active construction per hour. Also, for cut and fill activities, one 10,000 gallon water pull is estimated to be necessary for each 7,000 cubic yards of daily earth-movement. Multiple 4,000-gallon water trucks may be used in place of one 10,000-gallon water pull. Touch and visual contrast are reasonably good indicators of soil moisture. Surface areas that are dry to the touch and appear lighter-colored require the application of additional water to prevent visible or fugitive dust. Require the Applicant to specify the number of watering vehicles available for dust control during mass grading and during off-hours as well as availability of back-up water trucks if the site experiences dust control problems.

Water towers are necessary for projects with more than 10 acres of active construction. Without a water tower, it can take up to 30 minutes to fill a 2,000 gallon water truck. Also, multiple water towers are necessary for projects that use water pulls as filling one 10,000 gallon water pull can drain a water tower which takes up to 40 minutes to refill.

Wind fencing is necessary between the site and nearby residences or businesses. Off-site upwind fencing and on-site wind fencing for larger projects can also keep blowsand from being deposited onto the site or traveling through the site.

A perimeter watering system consisting of portable irrigation equipment may be an effective mitigation system to protect surrounding residences and businesses. The portable watering system may be used in place of or in conjunction with watering trucks. The local jurisdiction may also be provided access to this equipment.

Remember...

**DUST CONTROL IS REQUIRED 24 HOURS A DAY, 7 DAYS A WEEK,
REGARDLESS OF CONSTRUCTION STATUS**

- Construction site accesses are to be improved with 1.5" gravel maintained to a depth of 4", at least 20' wide, and extending 100 feet into the site. If the project site is not balanced, a wheel washing system and/or ribbed steel plates should be placed in the roadway before the vehicle enters the graveled area to clean the tires and prevent trackout.
- Equipment staging areas are to be treated with 1.5" gravel maintained to a depth of 4".
- Employee parking areas are to be covered with 1.5" gravel maintained to a depth of 4" or treated with chemical dust suppressants at a 4 to 1 ratio on at least a monthly basis to prevent fugitive dust.
- Chemical dust suppressants are to be mixed at a ratio of 20 to 1 and applied to all disturbed surfaces that are proposed to remain inactive for a period of at least 10 consecutive days. These products are effective in preventing and controlling dust. Recordkeeping is necessary to demonstrate compliance.
- All project sites greater than 100 acres shall monitor daily wind speeds and AQMD forecasted wind events (call 1.800.CUT.SMOG; press one for air quality information, and then press five for Coachella Valley wind forecasts). Operators shall maintain these records for review by any local code enforcement officer or AQMD inspector.
- An environmental observer whose primary duty is to oversee dust control at the site is to be used for construction projects greater than 100 acres and/or sites with more than 50 acres of active construction. The environmental observer is tasked with monitoring dust abatement measures and authorized to deploy additional water trucks and other dust control actions (i.e., wind fencing, street sweepers, chemical dust suppressants, etc.) as necessary to prevent or control fugitive dust.
- Other (specify): _____

Remember...
DUST CONTROL IS REQUIRED 24 HOURS A DAY, 7 DAYS A WEEK,
REGARDLESS OF CONSTRUCTION STATUS

Plan Review Checklist Finish Grading Phase

- Water applied continuously to all disturbed portions of the site by means of water truck/water pull as necessary to maintain sufficient visible moisture on the soil surface. For reference, one 2,000 gallon water truck can treat approximately 4 acres of active construction per hour. Also, for cut and fill activities, one 10,000 gallon water pull is estimated to be necessary for each 7,000 cubic yards of daily earth-movement. Multiple 4,000-gallon water trucks may be used in place of a 10,000-gallon water pull. Touch and visual contrast are reasonably good indicators of soil moisture. Surface areas that are dry to the touch and appear lighter-colored require the application of additional water to prevent visible or fugitive dust. Require the Applicant to specify the number of watering vehicles available for dust control during finish grading and during off-hours as well as availability of back-up water trucks if the site experiences dust control problems.

- Water towers are necessary for projects with more than 10 acres of active construction. Without a water tower, it can take up to 30 minutes to fill a 2,000 gallon water truck. Also, multiple water towers are necessary for projects that use water pulls as filling one 10,000 gallon water pull can drain a water tower which takes up to 40 minutes to refill.

- Wind fencing is necessary between the site and nearby residences or businesses to reduce fugitive dust. Off-site upwind fencing and on-site wind fencing for larger projects can also keep blow sand from being deposited onto the site or traveling through a site.

- Chemical dust suppressants are to be applied at a concentration of at least 10 to 1 to finish graded areas once final elevations have been reached. For areas that will remain inactive for longer periods, vegetation can be a cost-effective alternative to chemical stabilization. Wind fencing or other obstructions can keep the stabilized area free from future disturbances.

- Construction site access(es) are to be improved with 1.5" gravel maintained to a depth of at least 4" with a minimum width of at least 20', extending 100 feet into the project site.

- Equipment staging areas are to be treated with 1.5" gravel maintained to a depth of 4".

- Internal roadway networks are to be treated with chemical dust suppressants at a minimum rate of at least 4 to 1 and retreated on a monthly basis once final roadway elevations have been reached.

- Employee parking areas are to be treated with chemical dust suppressants at a mix ratio of at least 4 to 1 and retreated on at least a monthly basis or covered with 1.5" gravel maintained to a depth of 4" to prevent fugitive dust.

- Other (specify): _____

Remember...
DUST CONTROL IS REQUIRED 24 HOURS A DAY, 7 DAYS A WEEK,
REGARDLESS OF CONSTRUCTION STATUS

Plan Review Checklist Construction Phase

Water applied continuously to all disturbed portions of the site by means of water truck/water pull is necessary to maintain sufficient visible moisture on the soil surface. For reference, one 2,000 gallon water truck can treat approximately 4 acres of active construction per hour. Touch and visual contrast are reasonably good indicators of soil moisture. Surface areas that are dry to the touch and appear lighter-colored require the application of additional water to prevent visible or fugitive dust. Require the Applicant to specify the number of watering vehicles available for dust control during the construction phase and during off-hours as well as availability of back-up water trucks if the site experiences dust control problems.

Wind fencing is necessary between the site and nearby residences or businesses. Off-site upwind fencing and on-site wind fencing for larger projects can also keep blowsand from being deposited onto the site or traveling through the site. Block walls, if part of the final project, can replace wind fencing during the construction phase.

Chemical dust suppressants are to be applied at a concentration of at least 20 to 1 to finish graded areas once final elevations have been reached. For areas that will remain inactive for longer periods, vegetation can be a cost-effective alternative to chemical stabilization. Wind fencing or other obstructions can keep the stabilized area free from future disturbances.

Construction site accesses are to be improved with 1.5" gravel, maintained to a depth of 4", with a width of at least 20', extending 100' into the project site. Paving internal roadways can substitute for gravel.

Internal roadway networks are to be paved as early as feasible in the construction phase. Street sweeping of internal and/or external access roads will likely be required to control entrained road dust.

Employee parking areas are to be treated with chemical dust suppressants at a mix ratio of no less than 4 to 1 and retreated on a monthly basis, or more frequently if fugitive dust is observed. If internal roadway is complete, employees are to be instructed to park on paved roads.

Other (specify): _____

Remember...
DUST CONTROL IS REQUIRED 24 HOURS A DAY, 7 DAYS A WEEK,
REGARDLESS OF CONSTRUCTION STATUS

RULE 403 IMPLEMENTATION HANDBOOK

REASONABLY AVAILABLE CONTROL MEASURES

Paragraph (d)(3) of Rule 403 allows activities outside the South Coast Air Basin (see Figure 2-1) to implement reasonably available control measures in lieu of best available control measures. Additionally, as specified by subparagraph (f)(3)(D) of Rule 403, any person seeking approval of a fugitive dust emissions control plan for projects outside the South Coast Air Basin must demonstrate to the satisfaction of the District that the given activity is employing all reasonably available fugitive dust control measures.

The District has prepared the attached listing of reasonably available fugitive dust control measures for a variety of source categories. This list is based on the U.S. Environmental Protection Agency's reference document entitled, "Control of Open Fugitive Dust Sources," Midwest Research Institute, September 1988.

The District encourages the use of those dust control measures that minimize the use of potable water. When water is needed, reclaimed water should be utilized to the greatest extent feasible.

RULE 403 IMPLEMENTATION HANDBOOK

REASONABLY AVAILABLE CONTROL MEASURES

The left column contains a listing of the sources of fugitive dust which are intended for emission control under District Rule 403 and a listing of control measures and high-wind measures. The right column contains a description of the reasonably available fugitive dust control measures for each of the sources.

Source: (1) Land Clearing/Earth-Moving

CONTROL MEASURES

DESCRIPTION

- | | |
|--------------------------------|--|
| (A) Watering | (1) Application of water by means of trucks, hoses and/or sprinklers prior to conducting any land clearing. This will increase the moisture content of the soils; thereby increasing its stability. |
| | (2) Pre-application of water to depths of proposed cuts. |
| | (3) Once the land clearing/earth moving activities are complete, a second application of water can generate a thin crust that stabilizes the disturbed surface area provided that it is not disturbed. (Security fencing can be used to prevent unwanted future disturbances of sites where a surface crust has been created). |
| (B) Chemical stabilizers | (1) Only effective in areas which are not subject to daily disturbances. |
| | (2) Vendors can supply information on product application and required concentrations to meet the specifications established by the Rule. |
| (C) Wind fencing | (1) Three- to five-foot barriers with 50% or less porosity located adjacent to roadways or urban areas can be effective in reducing the amount of windblown material leaving a site. |
| | (2) Would likely be used in conjunction with other measures (e.g., watering, chemical stabilization, etc.) to ensure that visible emissions do not cross a property line. |
| (D) Cover haul vehicles | (1) Entire surface area of hauled earth should be covered once vehicle is full. |
| (E) Bedliners in haul vehicles | (1) When feasible, use in bottom-dumping haul vehicles. |

HIGH WIND MEASURE

- (a) Cease all active operations; or
(b) Apply water within 15 minutes to any soil surface which is being moved or otherwise disturbed.

Source: (2) Unpaved Roads

CONTROL MEASURES

- (F) Paving
- (G) Chemical stabilization
- (H) Watering
 - (1) Requires street sweeping/cleaning if subject to material accumulation.
 - (2) Vendors can supply information as to application methods and concentrations to meet the specifications established by the Rule
 - (3) Not recommended for high volume or heavy equipment traffic use.
- (I) Reduce speed limits
 - (1) In sufficient quantities to keep surface moist.
 - (2) Required application frequency will vary according to soil type, weather conditions, and vehicular use.
- (J) Reduce vehicular trips
 - (1) .15 mile per hour maximum. May need to be used in conjunction with watering or chemical stabilization to prevent visible emissions from crossing the property line.
 - (2) Access restriction or redirecting traffic to reduce vehicle trips by a minimum of 60 percent.
- (K) Gravel
 - (1) Gravel maintained to a depth of four inches can be an effective measure.
 - (2) Should only be used in areas where paving, chemical stabilization or frequent watering is not feasible.

HIGH WIND MEASURE

- (c) Apply a chemical stabilizer (to meet the specifications established by the Rule) prior to wind events; or
- (d) Apply water once each hour; or
- (e) Stop all vehicular traffic.

RULE 403 IMPLEMENTATION HANDBOOK

Source: (3) Storage Piles

CONTROL MEASURES

- (L) Wind sheltering
- (M) Watering
- (N) Chemical stabilizers
- (O) Altering load-in/load-out procedures
- (P) Coverings
- | | <u>DESCRIPTION</u> |
|-----|---|
| (1) | Enclose in silos. |
| (2) | Install three-sided barriers equal to height of material, with no more than 50 percent porosity. |
| (1) | Application methods include: spray bars, hoses and water trucks. |
| (2) | Frequency of application will vary on site-specific conditions: |
| (1) | Best for use on storage piles subject to infrequent disturbances. |
| (1) | Confine load-in/load-out procedures to leeward (downwind) side of the material. |
| (2) | May need to be used in conjunction with wind sheltering to prevent visible emissions from crossing the property line. |
| (1) | Tarps, plastic, or other material can be used as a temporary covering. |
| (2) | When used, these should be anchored to prevent wind from removing coverings. |

HIGH WIND MEASURE

- (f) Apply chemical stabilizers (to meet the specifications established by the Rule) prior to wind events; or
- (g) Apply water once per hour; or
- (h) Install temporary covers.

January 1999

Source: (4) Paved Road Track-Out

CONTROL MEASURES

DESCRIPTION

- | | |
|--------------------------------|--|
| (Q) Chemical stabilization | (1) Most effective when used on areas where active operations have ceased. |
| (R) Sweep/clean roadways | (2) Vendors can supply information on methods for application and required concentrations. |
| (S) Cover haul vehicles | (1) Either sweeping or water flushing may be used. |
| (T) Bedliners in haul vehicles | (1) Entire surface area should be covered once vehicle is full. |
| (U) Site access improvement | (1) When feasible, use in bottom dumping vehicles. |
| | (1) Pave internal roadway system. |
| | (2) Most important segment, last 100 yards from the connection with paved public roads |

HIGH WIND MEASURE

- (i) Cover all haul vehicles; and
- (j) Clean streets with water flushing, unless prohibited by the Regional Water Quality Control Board.

RULE 403 IMPLEMENTATION HANDBOOK

Source: (5) Disturbed Surface Areas/ Inactive Construction Sites

CONTROL MEASURES

DESCRIPTION

- (Q) Chemical stabilization
- (1) Most effective when used on areas where active operations have ceased.
 - (2) Vendors can supply information on methods for application and required concentrations.
- (R) Watering
- (1) Requires frequent applications unless a surface crust can be developed.
- (S) Wind fencing
- (1) Three- to five-foot barriers with 50% or less porosity adjacent to roadways or urban areas can be effective in reducing the amount of wind blown material leaving a site.
- (T) Vegetation
- (1) Establish as quickly as possible when active operations have ceased.
 - (2) Use of drought tolerant, native vegetation is encouraged.

HIGH WIND MEASURES

- (k) Apply chemical stabilizers (to meet the specifications established by the Rule); or
- (i) Apply water to all disturbed surface areas 3 times per day.

BEST AVAILABLE CONTROL MEASURES

Rule 403, paragraph (d)(2) requires active operations [defined in Rule 403, paragraph (c)(1)] within the South Coast Air Basin (see Figure 2-1) to implement at least one best available control measure for each fugitive dust source type on site. Additionally, as specified by subparagraph (f)(3)(D) of Rule 403, any person seeking approval of a fugitive dust emissions control plan for projects within the South Coast Air Basin must demonstrate to the satisfaction of the AQMD that the given activity is employing all best available fugitive dust control measures.

The AQMD has prepared the attached listing of best available fugitive dust control measures for a variety of source categories. This list is based on the U.S. Environmental Protection Agency's reference document entitled, "Fugitive Dust Background Document and Technical Information Document for Best Available Control Measures," Office of Air and Radiation, September 1992.

The AQMD encourages the use of those dust control measures that minimize the use of potable water. When water is needed, reclaimed water should be utilized to the greatest extent feasible.

RULE 403 IMPLEMENTATION HANDBOOK

BEST AVAILABLE CONTROL MEASURES

The left column contains a listing of the sources of fugitive dust which are intended for emission control under District Rule 403 and a listing of control measures and high-wind measures. The right column contains a description of the best available fugitive dust control measures for each of the sources.

Source: (1) Land Clearing/Earth-Moving

CONTROL MEASURES

DESCRIPTION

- | | |
|--------------------------------|---|
| (A) Watering (pre-grading) | (1) Application of water by means of trucks, hoses and/or sprinklers prior to conducting any land clearing. This will increase the moisture content of the soils; thereby increasing its stability. |
| (A-1) Watering (post-grading) | (2) Pre-application of water to depths of proposed cuts. |
| (A-2) Pre-grading planning | (1) In active earth-moving areas water should be applied at sufficient frequency and quantity to prevent visible emissions from extending more than 100 feet from the point of origin. |
| (B) Chemical stabilizers | (1) Grade each phase separately, timed to coincide with construction phase; or
(2) Grade entire project, but apply chemical stabilizers or ground cover to graded areas where construction phase begins more than 60 days after grading phase ends. |
| (C) Wind fencing | (1) Only effective in areas which are not subject to daily disturbances.
(2) Vendors can supply information on product application and required concentrations to meet the specifications established by the Rule. |
| (D) Cover haul vehicles | (1) Three- to five-foot barriers with 50% or less porosity located adjacent to roadways or urban areas can be effective in reducing the amount of windblown material leaving a site. Must be implemented in conjunction with either measure (A-1) or (B). |
| (E) Bedliners in haul vehicles | (1) Entire surface area of hauled earth should be covered once vehicle is full.
(1) When feasible, use in bottom-dumping haul vehicles. |

HIGH WIND MEASURE

- (a) Cease all active operations; or
- (b) Apply water within 15 minutes to any soil surface which is being moved or otherwise disturbed.

RULE 403 IMPLEMENTATION HANDBOOK

Source: (2) Unpaved Roads

CONTROL MEASURES

DESCRIPTION

- | | |
|----------------------------|---|
| (F) Paving | (1) Requires street sweeping/cleaning if subject to material accumulation. |
| (G) Chemical stabilization | (1) Vendors can supply information as to application methods and concentrations to meet the specifications established by the Rule
(2) Not recommended for high volume or heavy equipment traffic use. |
| (H) Watering | (1) In sufficient quantities to keep surface moist.
(2) Required application frequency will vary according to soil type, weather conditions, and vehicular use. |
| (I) Reduce speed limits | (1) 15 mile per hour maximum. May need to be used in conjunction with watering or chemical stabilization to prevent visible emissions from crossing the property line. |
| (J) Reduce vehicular trips | (1) Access restriction or redirecting traffic to reduce vehicle trips by a minimum of 60 percent. |
| (K) Gravel | (1) Gravel maintained to a depth of four inches can be an effective measure.
(2) Should only be used in areas where paving, chemical stabilization or frequent watering is not feasible. |

HIGH WIND MEASURE

- (a) Apply a chemical stabilizer (to meet the specifications established by the Rule) prior to wind events; or
(b) Apply water once each hour; or
(c) Stop all vehicular traffic.

RULE 403 IMPLEMENTATION HANDBOOK

Source: (3) Storage Piles

CONTROL MEASURES

DESCRIPTION

- | | |
|--|--|
| (L) Wind sheltering | (1) Enclose in silos.
(2) Install three-sided barriers equal to height of material, with no more than 50 percent porosity. |
| (M) Watering | (1) Application methods include: spray bars, hoses and water trucks.
(2) Frequency of application will vary on site-specific conditions. |
| (N) Chemical stabilizers | (1) Best for use on storage piles subject to infrequent disturbances. |
| (O) Altering load-in/load-out procedures | (1) Confine load-in/load-out procedures to leeward (downwind) side of the material.
Must be used in conjunction with either measure (L), (M), (N), or (P). |
| (P) Coverings | (1) Tarps, plastic, or other material can be used as a temporary covering.
(2) When used, these should be anchored to prevent wind from removing coverings. |

HIGH WIND MEASURE

- (a) Apply chemical stabilizers (to meet the specifications established by the Rule) prior to wind events; or
- (b) Apply water once per hour; or
- (c) Install temporary covers.

RULE 403 IMPLEMENTATION HANDBOOK

Source: (4) Paved Road Track-Out

CONTROL MEASURES

DESCRIPTION

Compliance with District Rule 403.

Paragraph (d)(5).

RULE 403 IMPLEMENTATION HANDBOOK

Source: (S) Disturbed Surface Areas/ Inactive Construction Sites

CONTROL MEASURES

DESCRIPTION

- | | |
|----------------------------|---|
| (Q) Chemical stabilization | (1) Most effective when used on areas where active operations have ceased. |
| (R) Watering | (2) Vendors can supply information on methods for application and required concentrations. |
| (S) Wind fencing | (1) Requires frequent applications unless a surface crust can be developed. |
| (T) Vegetation | (1) Three- to five-foot barriers with 50% or less porosity adjacent to roadways or urban areas can be effective in reducing the amount of wind blown material leaving a site. Must be used in conjunction with either measure (Q), (R), or (T). |
| | (1) Establish as quickly as possible when active operations have ceased. |

HIGH WIND MEASURES

- (a) Apply chemical stabilizers (to meet the specifications established by the Rule); or
- (b) Apply water to all disturbed surface areas 3 times per day.

* Use of drought tolerant, native vegetation is encouraged.

TABLE 1

BEST [REASONABLY]* AVAILABLE CONTROL MEASURES FOR HIGH WIND CONDITIONS

FUGITIVE DUST SOURCE CATEGORY	<u>CONTROL MEASURES</u>
Earth-moving	(1A) Cease all active operations; OR (2A) Apply water to soil not more than 15 minutes prior to moving such soil.
Disturbed surface areas	(0B) On the last day of active operations prior to a weekend, holiday, or any other period when active operations will not occur for not more than four consecutive days: apply water with a mixture of chemical stabilizer diluted to not less than 1/20 of the concentration required to maintain a stabilized surface for a period of six months; OR (1B) Apply chemical stabilizers prior to wind event; OR (2B) Apply water to all unstabilized disturbed areas 3 times per day. If there is any evidence of wind driven fugitive dust, watering frequency is increased to a minimum of four times per day; OR (3B) Take the actions specified in Table 2, Item (3c); OR (4B) Utilize any combination of control actions (1B), (2B), and (3B) such that, in total, these actions apply to all disturbed surface areas.
Unpaved roads	(1C) Apply chemical stabilizers prior to wind event; OR (2C) Apply water twice [once] per hour during active operation; OR (3C) Stop all vehicular traffic.
Open storage piles	(1D) Apply water twice [once] per hour; OR (2D) Install temporary coverings.
Paved road track-out	(1E) Cover all haul vehicles; OR (2E) Comply with the vehicle freeboard requirements of Section 23114 of the California Vehicle Code for both public and private roads.
All Categories	(1F) Any other control measures approved by the Executive Officer and the U.S. EPA as equivalent to the methods specified in Table 1 may be used.

* Measures in [brackets] are reasonably available control measures and only apply to sources not within the South Coast Air Basin.

TABLE 2
DUST CONTROL ACTIONS FOR EXEMPTION FROM PARAGRAPH (d)(4)*

<u>FUGITIVE DUST SOURCE CATEGORY</u>	<u>CONTROL ACTIONS</u>
Earth-moving (except construction cutting and filling areas, and mining operations)	<p>(1a) Maintain soil moisture content at a minimum of 12 percent, as determined by ASTM method D-2216, or other equivalent method approved by the Executive Officer, the California Air Resources Board, and the U.S. EPA. Two soil moisture evaluations must be conducted during the first three hours of active operations during a calendar day, and two such evaluations each subsequent four-hour period of active operations; OR</p> <p>(1a-1) For any earth-moving which is more than 100 feet from all property lines, conduct watering as necessary to prevent visible dust emissions from exceeding 100 feet in length in any direction.</p>
Earth-moving: Construction fill areas:	<p>(1b) Maintain soil moisture content at a minimum of 12 percent, as determined by ASTM method D-2216, or other equivalent method approved by the Executive Officer, the California Air Resources Board, and the U.S. EPA. For areas which have an optimum moisture content for compaction of less than 12 percent, as determined by ASTM Method 1557 or other equivalent method approved by the Executive Officer and the California Air Resources Board and the U.S. EPA, complete the compaction process as expeditiously as possible after achieving at least 70 percent of the optimum soil moisture content. Two soil moisture evaluations must be conducted during the first three hours of active operations during a calendar day, and two such evaluations during each subsequent four-hour period of active operations.</p>

* Measures in [brackets] are reasonably available control measures and only apply to sources not within the South Coast Air Basin.

TABLE 2 (Continued)

FUGITIVE DUST SOURCE CATEGORY	CONTROL ACTIONS
Earth-moving: Construction cut areas and mining operations:	(1c) Conduct watering as necessary to prevent visible emissions from extending more than 100 feet beyond the active cut or mining area unless the area is inaccessible to watering vehicles due to slope conditions or other safety factors.
Disturbed surface areas (except completed grading areas)	(2a/b) Apply dust suppression in sufficient quantity and frequency to maintain a stabilized surface. Any areas which cannot be stabilized, as evidenced by wind driven fugitive dust must have an application of water at least twice per day to at least 80 [70] percent of the unstabilized area.
Disturbed surface areas: Completed grading areas	(2c) Apply chemical stabilizers within five working days of grading completion; OR (2d) Take actions (3a) or (3c) specified for inactive disturbed surface areas.
Inactive disturbed surface areas	(3a) Apply water to at least 80 [70] percent of all inactive disturbed surface areas on a daily basis when there is evidence of wind driven fugitive dust, excluding any areas which are inaccessible to watering vehicles due to excessive slope or other safety conditions; OR (3b) Apply dust suppressants in sufficient quantity and frequency to maintain a stabilized surface; OR (3c) Establish a vegetative ground cover within 21 [30] days after active operations have ceased. Ground cover must be of sufficient density to expose less than 30 percent of unstabilized ground within 90 days of planting, and at all times thereafter; OR (3d) Utilize any combination of control actions (3a), (3b), and (3c) such that, in total, these actions apply to all inactive disturbed surface areas.

* Measures in [brackets] are reasonably available control measures and only apply to sources not within the South Coast Air Basin.

January 1999

TABLE 2 (Continued)

<u>FUGITIVE DUST SOURCE CATEGORY</u>	<u>CONTROL ACTIONS</u>
Unpaved Roads	<p>(4a) Water all roads used for any vehicular traffic at least once per every two hours of active operations [3 times per normal 8 hour work day]; OR</p> <p>(4b) Water all roads used for any vehicular traffic once daily and restrict vehicle speeds to 15 miles per hour; OR</p> <p>(4c) Apply a chemical stabilizer to all unpaved road surfaces in sufficient quantity and frequency to maintain a stabilized surface.</p>
Open storage piles	<p>(5a) Apply chemical stabilizers; OR</p> <p>(5b) Apply water to at least 80 [70] percent of the surface area of all open storage piles on a daily basis when there is evidence of wind driven fugitive dust; OR</p> <p>(5c) Install temporary coverings; OR</p> <p>(5d) Install a three-sided enclosure with walls with no more than 50 percent porosity which extend, at a minimum, to the top of the pile.</p>
<u>All Categories</u>	<p>(6a) Any other control measures approved by the Executive Officer and the U.S. EPA as equivalent to the methods specified in Table 2 may be used.</p>

* Measures in [brackets] are reasonably available control measures and only apply to sources not within the South Coast Air Basin.

January 1999

TABLE 3
TRACK-OUT CONTROL OPTIONS
PARAGRAPH (d)(5)(B)

CONTROL OPTIONS

(1)	Pave or apply chemical stabilization at sufficient concentration and frequency to maintain a stabilized surface starting from the point of intersection with the public paved surface, and extending for a centerline distance of at least 100 feet and a width of at least 20 feet.
(2)	Pave from the point of intersection with the public paved road surface, and extending for a centerline distance of at least 25 feet and a width of at least 20 feet, and install a track-out control device immediately adjacent to the paved surface such that exiting vehicles do not travel on any unpaved road surface after passing through the track-out control device.
(3)	Any other control measures approved by the Executive Officer and the U.S. EPA as equivalent to the methods specified in Table 3 may be used.

January 1999

**TENAJA ROAD
RESURFACING PROJECT**

BETWEEN SIERRA ELLENA ROAD AND CLINTON KEITH ROAD

**LA CRESTA AREA
PROJECT No. C2-0143**

SPECIAL PROVISIONS

DESCRIPTION:

In general, this project consists of resurfacing 1.5 miles of Tenaja Road between Sierra Ellena Road and Clinton Keith Road in the La Cresta area. The work includes grinding in place existing asphalt concrete pavement, installing pavement reinforcing fabric (geotextile non-woven), class II aggregate base, and Hot Mix Asphalt concrete pavement Type C with edge treatment (safety edge). Additional improvements include construction of shoulder backing, painting traffic striping, installation of reflective pavement markers, object markers, metal beam guard rail with terminal system, and other work as may be required.

SPECIFICATIONS:

This project shall conform to the requirements of the May 2006 edition of the Standard Specifications and Standard Plans as issued by the State of California Department of Transportation.

Amendments to May 2006 Standard Specifications, updated June 20, 2012, are incorporated herein and can be found on the County of Riverside website during the Bid Period.

http://www.rctlma.org/trans/con_bid_advertisements.html

LIQUIDATED DAMAGES:

The Contractor shall diligently prosecute the work to completion before the expiration of **30** working days from the date stated in the "Notice to Proceed". The Contractor shall pay to the County of Riverside the sum of **\$5,300** per day, for each and every calendar day's delay in finishing the work in excess of the number of working days prescribed above.

In addition to the liquidated damages set forth above, the first lift of asphalt concrete paving shall be placed within seven (7) calendar days of the removal of existing asphalt concrete for each street segment. A street segment is hereby defined as that area of road removed in one (1) day. Contractor shall pay to the County of Riverside the sum of **\$800.00 per day**, for each and every calendar day's delay in completing paving within the number of calendar days prescribed above, for each street segment subjected to delay, and shall apply separately to each street segment within the scope of work.

PARTIAL PAYMENTS RESTRICTIONS:

Attention is directed to Sections 9 1.06, "Partial Payments," and 9 1.07, "Payment After Acceptance," of the Standard Specifications and these special provisions.

For the purpose of making partial payments pursuant to Section 9- 1.06, "Partial Payments," of the Standard Specifications, the amount set forth for the contract items of work hereinafter listed shall be deemed to be the maximum value of the contract item of work which will be recognized for progress payment purposes:

A.	Dust Abatement	\$ 10,000
B.	Clearing and Grubbing	\$ 5,000
B.	Develop Water Supply	\$ 5,000

After acceptance of the contract pursuant to the provisions in Section 7-1.17, "Acceptance of Contract" of the Standard Specifications, the amount, if any, payable for a contract item of work in excess of the maximum value for progress payment purposes hereinabove listed for the item, will be included for payment in the first estimate made after acceptance of the contract.

PROJECT APPEARANCE:

The Contractor shall maintain a neat appearance to the worksite. The parkway between the pavement and property line is generally maintained free of trash and debris by the adjacent property owners. The Contractor shall inform all workers to be respectful of the property owners and maintaining the parkways and street adjacent to their homes. The following shall apply:

Prior to the leaving the project site daily, the Contractor shall collect and dispose of any trash or debris within the project area.

When practicable, broken concrete, forms and debris developed in performance of the work, shall be disposed of concurrently with its removal. If stockpiling is necessary, the material shall be covered daily and removed or disposed of weekly.

Full compensation for conforming to the provisions in this section, not otherwise provided for, shall be considered as included in the prices paid for the various contract items of work involved and no additional compensation will be allowed therefor.

GRAFFITI REMOVAL AND CLEANING:

The Contractor shall remove existing graffiti within the project limits and any new graffiti produced during the construction period of the project.

Contractor shall submit a method of graffiti removal plan to the Engineer for approval. Sand blasting will not be allowed. Methods may include but not limited to power washing, solvent washing, and painting over graffiti, as appropriate for the surface to be cleaned.

All graffiti shall be completely removed or obliterated and the area feathered out to hide any imperfections.

Graffiti shall be removed from, but not limited to, the surfaces listed as follows: bricks, cinder blocks, concrete sidewalks, pavement, bridge under passes, overhead structures, drainage channels, roadside signs, temporary construction signs, barricades, k-railing, traffic control devices, and all types of poles, and other objects within the project limits as directed by the Engineer. Painting of k-railing for the purposes of graffiti removal shall not be considered as repainting as outlined in paragraph one of Section 12-3.08 and shall not be paid for as extra work.

Graffiti to be removed may include, but shall not be limited to: paint, signs, wood, metal, plastic, decals, gum, markers, crayons, ropes, chains, strings, wires, and tapes of any kind on an as needed basis.

All painting over graffiti must be done with exact color matches, so as not to show any blocking or shadowing of colors. Painting over graffiti is the preferred option on previously painted surfaces, and where solvents are unsuccessful at removing graffiti. Painting services shall be done on an as needed basis on the following types of surfaces, but not limited to: walls, hardscapes, poles, fences, bollards, railings, and buildings.

Paint shall be exact color match. Paint types may include oil base, water base and enamels as approved by the Engineer. Graffiti cover-up by paint will be allowed with appropriate type of paint at locations where graffiti cannot be removed only upon direction by the Engineer. All paint applications shall adhere to the manufacture's recommendations. All material and solutions shall be safe and biodegradable and approved by the Engineer.

Regional Water Quality Control Board (RWQCB) and Air Quality Management District (AQMD) regulations, as well as all NPDES required best management practices shall be complied with and followed.

The Contractor shall so conduct his operation as to cause the least possible obstruction and inconvenience to public traffic. The Contractor shall provide, erect and maintain barricades, lights, danger signals, and warning signs as deemed appropriate by the Engineer.

When necessary, the Contractor shall provide and erect safe and adequate scaffolding and equipment, barriers, and masking, required for the proper execution of the work. All scaffolding shall be properly braced and erected to insure the safety of the workmen and meet all appropriate OSHA regulations.

The Contractor shall respond and provide manpower for any urgent graffiti removal and cleaning notifications within two (2) working days.

Method of Payment:

Full compensation for conformance with these Graffiti Removal and Cleaning requirements, including labor, equipment, materials, necessary traffic control, and incidentals, shall be paid at the lump sum price for Traffic Control System, and no additional compensation will be allowed therefor.

DISPOSAL OF EXCESS EXCAVATION OR MATERIALS:

Excess earth excavation, pavement grindings and other excess materials resulting from construction operations shall be disposed of by the Contractor outside of the highway right of way, as provided in Section 7-1.13 of the Standard Specifications.

The second paragraph of Section 7-1.13 of the Standard Specifications is modified to read as follows:

When any material is to be disposed of outside the highway right of way, and the County of Riverside has not made arrangements for the disposal of such material, the Contractor shall first obtain written authorization from the property owner on whose property the disposal is to be made, and obtain all required permits from the jurisdictional agency(s) for said work, and he shall file with the Engineer said authorization or a certified copy thereof together with a written release from the property owner absolving the County of Riverside from any and all responsibility in connection with the disposal of material on said property. If the disposal of materials is to be made at an established disposal facility that is available for public use, the Contractor shall retain all authorizations and receipts from said disposal facility and shall provide copies to the Engineer upon request.

RECORD DRAWINGS:

The Contractor shall keep one clean set of bond originals to note any changes which take place during construction. These changes to the original plans and/or specifications shall be noted at the appropriate locations with the appropriate changes indicated in red pencil or ink. The Contractor shall note in large letters "RECORD DRAWINGS" on the Title Sheet of the plans. The job will not be finalized by the Engineer until these record drawings have been completed to the satisfaction of the Engineer. The changes shall be noted on the plans as the changes occur. The record drawings shall be submitted to the Resident Engineer, and become the property of the County at conclusion of the project.

Full compensation for maintaining and compiling the record drawings shall be considered to be included in other items of work and no additional compensation will be allowed therefor.

SURVEY STAKING:

County surveyors will establish external primary survey control marks and/or monuments to be used throughout the construction period. These control marks are to be protected by the contractor and will be used to set construction stakes. The control marks will also be used to make verification surveys at various stages of work.

Survey stakes and marks are set per the County's Survey Manual.

Contractor must submit a written request for County furnished construction staking before or once area to receive staking is ready for the installation of the construction stakes. The County will provide Contractor with a survey request form. Survey staking requests must be received from the Contractor a minimum of 2 business days prior to the installation of the requested construction staking. The County shall receive survey request from the contractor on normal business days, Monday through Thursday, 7:00 A.M. to 4:00 P.M. Requests received after 4:00 PM or on any day not previously noted, shall be considered as submitted at 7:00 AM the next business day.

A "business day" is defined by County Ordinance 358 (County Holidays, open and closed days, and hours of operation, etc.) and as revised by Board of Supervisor's resolution to alter days and/or hours for which a County office may be open for transaction of business. Note: Since August 13, 2009, the County has closed many facilities on Fridays.

Contractor must preserve primary and construction stakes and marks placed by the County. If the contractor fails to protect and/or destroys the primary and construction stakes and marks, the County shall replace them at the County's earliest convenience and deduct the cost of replacement from monies due the contractor.

MOBILIZATION:

Mobilization shall conform to Section 11 of the Standard Specifications and these Special Provisions.

Method of Payment

Payment – Full compensation for Mobilization, except as otherwise provided herein, for conforming to the requirements of this article shall be considered as included in the various items of work involved and no additional compensation will be allowed therefor.

DE-MOBILIZATION:

De-mobilization shall consist of the completion of all final construction, cleanup work, incidentals to the project site(s), and administrative work required to secure the project for termination and acceptance by the Engineer, including, but not limited to the following:

1. Satisfactory completion of Finishing Roadway in accordance with Section 22 "Finishing Roadway" of the Standard Specifications.
2. Removal of all temporary facilities, temporary utilities, plant, equipment, surplus material, construction debris and similar from project limits and adjacent property, as required and as directed by the Engineer.
3. Restoration of all temporary roads and haul routes and construction storage and office areas, etc. to original or better condition.
4. Completion of record of drawings (as-builts), to the satisfaction of the Engineer.
5. Submission of final Disadvantaged Business Enterprise report to the Engineer.
6. Submission of final certified payroll documents to the Engineer.
7. Submission of property owner releases, as required by the Engineer.

8. Completion of the requirements of permits issued by other agencies.
9. Satisfactory completion of punch list items, all construction and administrative items of work.

De-Mobilization shall include the satisfactory completion of all items of work, but shall not be interpreted as being a separate payment for work that is paid under separate contract items. The contract item for De-Mobilization is intended for project close-out activities.

Method of Payment

Payment for De-Mobilization will be made on a lump-sum basis in the amount of the fixed bid price after satisfactory completion of the above listed items. Payment for De-Mobilization will be included in the final pay estimate and payment. No partial payments will be made for De-Mobilization

CONSTRUCTION PROJECT FUNDING IDENTIFICATION SIGNS:

The Contractor shall furnish and install **One (1)** Construction Project Funding Identification Sign (4' X 8'); the sign shall be installed at locations to be determined by the Engineer, within or near the project limits, in accordance with the relevant requirements of Section 56-2 of the Standard Specifications and the appropriate details of Standard Plans RS1 through RS4 for two post installation of signs, and as directed by the Engineer.

A reference exhibit displaying the text and colors of the sign will be provided to the Contractor prior to construction (A preliminary exhibit is attached to these Special Provisions, See Appendix A). The Contractor shall submit a copy of the final sign design for approval by the resident Engineer prior to fabrication.

The Contractor shall submit to the Engineer the final sign design in the form of an editable picture file in .eps format – Encapsulated PostScript file.

At the completion of the project, the signs will become property of the County. When directed by the Engineer, the Contractor shall remove all hardware from the signs. Posts and hardware shall become the property of the Contractor. The Contractor shall deliver and off-load the signs to the address listed below or as directed by the Engineer:

Traffic Signal Shop
Riverside County Transportation Department
McKenzie Highway Operations Center
2950 Washington Street
Riverside, California 92504
Telephone (951) 955-6894

Method of Payment:

Full compensation for furnishing and installing Construction Project Funding Identification Sign, including transportation, furnishing all labor, materials, tools, equipment, and incidentals and for

doing all the required work, including all necessary excavation and backfill, shall be considered as included in the various items of work, and no additional compensation will be allowed therefor.

ITEMS OF WORK:

TRAFFIC CONTROL SYSTEM / PUBLIC CONVENIENCE / PUBLIC SAFETY::

Contractor shall prepare construction staging and traffic control plans for review and approval by the Transportation Department.

Proposed plans shall be submitted by the Contractor for review and approval by the Transportation Department at least two weeks prior to the start of construction. The construction staging and traffic control plans shall be prepared, signed and stamped by a Civil Engineer or Traffic Engineer who is registered as such in the State of California, unless otherwise specifically allowed by the Engineer. The Contractor shall revise and implement the plans as directed by the Construction Engineer. Construction shall not begin until the Engineer provides Contractor with County approval of the plans.

Construction staging and traffic control plans shall be in accordance with the appropriate standards and specifications for construction staging, detour roads, traffic control, including the State of California Highway Design Manual, the 2006 California Manual of Uniform Traffic Control Devices (MUTCD), the May 2006 Standard Plans and Standard Specifications, and the Work Area Traffic Control Handbook (WATCH), as published by Building News, Inc. Any requests for deviation from the established design standards or specifications are to be submitted to the Construction Engineer for review and approval prior to submission of the required plans.

With regard to the preparation and implementation of the plans, attention is especially directed to Sections 7-1.06, 7-1.08, 7-1.09, 7-1.11, 7-1.12 and Section 12 of the State of California Standard Specifications. Section 12-2.02 of the Standard Specifications is deleted.

Maintaining traffic shall conform to the provisions in 7-1.02 "Load Limitations", 7-1.06 "Safety and Health Provisions", 7-1.08 "Public Convenience", 7-1.09 "Public Safety", and 12-3.04 "Portable Delineators" of the Standard Specifications, the 2006 California Manual of Uniform Traffic Control Devices (MUTCD), the Section of these contract documents entitled "Insurance - Hold Harmless", and these Special Provisions.

All existing traffic control signs and street name signs shall be maintained in visible locations as directed by the Engineer.

No detours will be provided, unless specifically allowed herein. The Contractor will be required to conduct his operations in such a manner that traffic will be permitted to pass through the work area with as little delay as possible.

All warning lights, signs, flares, barricades and other facilities for the sole convenience and direction of public traffic shall be furnished and maintained by the Contractor. All traffic control devices shall conform to and be placed in accordance with the 2006 California Manual of Uniform

Traffic Control Devices (MUTCD), the corresponding California Supplement, and subsequent modifications as adopted by the State of California Department of Transportation.

All construction signs shall be either covered or removed when not required by the nature of the work or if no present hazard to the motorist exists.

The Contractor shall notify the appropriate regional notification center for operators of subsurface installations at least 2 working days, but not more than 14 calendar days, prior to commencing excavation for construction area sign posts. The regional notification centers include, but not limited to, the following:

Notification Center	Telephone Number
Underground Service Alert-Southern California (USA)	1-800-422-4133 1-800-227-2600 or 811

Excavations required to install construction area signs shall be performed by hand methods without the use of power equipment, except that power equipment may be used if it is determined there are no utility facilities in the area of the proposed post holes.

No payment for extra work will be allowed for work performed as specified in Section 12-2.02 (Flagging Costs) of the Standard Specifications. Flagging costs will be borne entirely by the Contractor.

Dust control shall conform to the provision of Section 10 of the Standard Specifications except that no extra work will be allowed when the Engineer orders the application of water for the purpose of controlling dust caused by public traffic as provided for in the last paragraph of Section 10.

The Contractor shall be responsible to distribute an information letter pertaining to the planned work to all affected residences and businesses, at least one week prior to commencing work adjacent to those residences and businesses. It shall be the responsibility of the Contractor to design the information letter, obtain design approval from the Engineer, print sufficient copies, and distribute the letter. The Transportation Department logo shall be included on the letter. A computer file of the logo may be obtained from the Engineer in .WPG, .DXF, .DGN or .DWG format. The letter shall be similar to the sample provided by the Engineer, and shall include a project description, the scope of work, the anticipated construction schedule, and other information as appropriate.

The Contractor shall post temporary no parking signs on affected streets 24 hours prior to work on those streets. The temporary no parking signs shall state the anticipated dates and hours of work on those streets.

Method of Payment:

Full compensation, except as otherwise provided herein, for conforming to the requirements of this article, including furnishing, installing and maintaining all traffic control devices shown on

the construction staging and traffic control plans, including construction area signs, channelizers, portable changeable message signs, temporary pavement markers, temporary traffic stripes, shall be considered as included in the contract lump sum price paid for Traffic Control System, and no additional compensation will be allowed therefor.

MAINTAINING TRAFFIC:

Maintaining traffic shall conform to the provisions in Section 7-1.08, "Public Convenience", Section 7-1.09, "Public Safety" and Section 12, "Construction Area Traffic Control Devices" of the Standard Specifications and "Public Safety" of these Special Provisions.

Daily working hours shall be between the hours of 7:00 a.m. and 6:00 p.m., Monday through Friday, except legal holidays, as approved by the Engineer. Exceptions and specific work schedules shall be submitted to the Engineer for consideration.

Closure is defined as the closure of a traffic lane or lanes, including shoulder, ramp or connector lanes, within a single traffic control system. Lane closure is allowed only during contractor's work hours. All traveled lanes must be opened to traffic during non working hours excluding reconstruction area.

Attention is directed to Liquidated Damages of these Special Provisions for delays.

Closure shall conform to the provisions in "Traffic Control System" of these Special Provisions.

Local authorities shall be notified at least five (5) business days before work begins. The Contractor shall cooperate with local authorities to handle traffic through the work area and shall make arrangements to keep the work area clear of parked vehicles.

Personal vehicles of the Contractor's employees shall not be parked on the traveled way or shoulders including sections closed to public traffic.

When work vehicles or equipment are parked on the shoulder within six (6) feet of a traffic lane, the shoulder area shall be closed.

When work vehicles or equipment are parked on the shoulder within six (6) feet of a traffic lane, the shoulder area shall be closed with fluorescent orange traffic cones or portable delineators placed on a taper in advance of the parked vehicles or equipment and along the edge of the pavement at 25-foot intervals to a point not less than 25 feet past the last vehicle or piece of equipment. A minimum of 9 traffic cones or portable delineators shall be used for the taper. A W20-1 (ROAD WORK AHEAD) or W21-5b (RIGHT/LEFT SHOULDER CLOSED AHEAD) or C24 (CA) (SHOULDER WORK AHEAD) sign shall be mounted on a crashworthy portable sign support with flags. The sign shall be placed where designated by the Engineer. The sign shall be a minimum of 48" x 48" in size. The Contractor shall immediately restore to the original position and location a traffic cone or delineator that is displaced or overturned, during the progress of work.

If minor deviations are required on traffic control plan, a written request shall be submitted to the Engineer at least 15 days before the proposed date of the closure. The Engineer may approve the deviations if there is no significant increase in the cost to the County and if the work can be expedited and better serve the public traffic.

Designated County legal holidays are January 1st, the third Monday in January, February 12th, the third Monday in February, the last Monday in May, July 4th, the first Monday in September, the second Monday in October, November 11th, Thanksgiving Day, the Friday following Thanksgiving Day, December 24th and 31st when they fall on Monday, December 25th, December 26th and January 2nd when they fall on Friday, When a designated legal holiday falls on a Sunday, the following Monday shall be a designated legal holiday. When January 1st, February 12th, July 4th, November 11th, or December 25th fall on a Saturday, the preceding Friday shall be a designated legal holiday.

Method of Payment:

Full compensation for furnishing, erecting, maintaining, removing and disposing of the C43 (CA), W20-1, W21-5b and C24 (CA) signs shall be considered as included in the contract lump sum price paid for Traffic Control System and no additional compensation will be allowed therefor.

DEVELOP WATER SUPPLY:

Develop water supply shall conform to the provisions of Section 17 of the Standard Specifications and these Special Provisions.

Attention is directed to the requirements of Section 10, "Dust Control".

Method of Payment:

Full compensation for developing water supply and furnishing watering equipment shall be considered as included in the lump sum price paid for develop water supply and no additional compensation will be allowed therefor.

WATER POLLUTION CONTROL (SAN DIEGO REGION):

Throughout the term of this contract, the total land disturbance area of the project site shall be less than 1 acre. The Contractor shall comply with the Area-Wide Municipal Stormwater Permit NPDES No. CAS0108766, hereafter referred to in this section as the "Municipal Permit", issued by the California Regional Water Quality Control Board (CRWQCB) – San Diego Region. This Permit regulates both stormwater and non-stormwater discharges associated with Contractor's construction activities. A copy of the Permit may be obtained at the office of the County of Riverside Transportation Department, 14th Street Transportation Annex, 3525 14th Street, Riverside, California. (951) 955-6780, or may be obtained on the internet at: <http://www.waterboards.ca.gov/sandiego/>

The Contractor shall comply with the requirements of the Municipal Permit, and all other applicable federal, state and local laws, ordinances, statutes, rules, and regulations concerning water pollution control.

Contractor's Water Pollution Control Program (WPCP) shall be prepared by a Qualified SWPPP Developer in accordance with Section 3, "Preparing a Water Pollution Control Program (WPCP)", of the *Caltrans Stormwater Pollution Prevention Plan (SWPPP) and Water Pollution Control Program (WPCP) Preparation Manual (June 2011)*, which is available as a free download from:

<http://www.dot.ca.gov/hq/construc/stormwater/manuals.htm>

WATER POLLUTION CONTROL MEASURES

- A. Work having the potential to cause water pollution shall not commence until the Contractor's WPCP has been reviewed and approved by the Engineer. The Engineer's review and approval of the Contractor's WPCP shall not waive any contractual requirements and shall not relieve the Contractor from achieving and maintaining compliance with all federal, state, and local laws, ordinances, statutes, rules, and regulations. A copy of Contractor's WPCP shall be maintained onsite. When the WPCP or access to the construction site is requested by a representative of a federal, state, or local regulatory agency, Contractor shall make the WPCP available and Contractor shall immediately contact the Engineer. Requests from the public for the Contractor's WPCP shall be directed to the Engineer.

- B. Contractor's WPCP shall describe the Contractor's plan for managing runoff during each construction phase. Contractor's WPCP shall describe the Best Management Practices (BMPs) that will be implemented to control erosion, sediment, tracking, construction materials, construction wastes, and non-stormwater flows. BMP details shall be based upon California Stormwater Quality Association's (CASQA) 2009 California Stormwater Quality BMP Handbook Subscription Portal (<http://www.cabmphandbooks.com>) or the Caltrans Construction Site BMP Manual (<http://www.dot.ca.gov/hq/construc/stormwater/manuals.htm>). Contractor's WPCP shall describe installation, operation, inspection, maintenance, and monitoring activities that will be implemented for compliance with the Municipal Permit and all applicable federal, state, and local laws, ordinances, statutes, rules, and regulations related to the protection of water quality.
- C. The Contractor's WPCP preparer shall have been trained to prepare WPCPs or SWPPPs and shall have previous experience with preparing SWPPP or WPCP requirements on a previous project.

The Contractor shall designate a Water Pollution Control Manager that shall have been trained to implement WPCP or SWPPP requirements. Contractor's Water Pollution Control Manager shall:

1. Be responsible for all water pollution control work.
2. Be the Engineer's primary contact for all water pollution control work.
3. Have the authority to mobilize resources (crews, supplies, equipment, etc.) to make immediate repairs of water pollution control measures or to supplement water pollution control measures to maintain compliance with all federal, state, and local laws, ordinances, and regulations related to the protection of water quality, including the Municipal Permit.

The WPCP shall contain all required and applicable certifications and evidence of training for the Water Pollution Control Manager, WPCP Developer, and all other employees working on the project receiving formal training or certification.

D. **Water Pollution Control Training:** Contractor shall provide water pollution control training to Contractor's employees and subcontractors prior to their performing work on the work site. The water pollution control training shall be appropriate to the employee or subcontractor function and area of responsibility and shall address (as applicable):

1. Erosion Control (water and wind)
2. Sediment Control
3. Tracking Control
4. Materials & Waste Management
5. Non-Stormwater Discharge Management
6. Run-on and Run-off Control

E. **Monitoring and Reporting:** Observations and inspections conducted by the Contractor's Water Pollution Control Manager shall be documented on the Construction Site Inspection Checklist included in Contractor's WPCP. A copy of each completed Construction Site Inspection Checklist shall be submitted to the Engineer within 24 hours of conducting the inspection.

General Requirements:

In the event the County incurs any Administrative Civil Liability (fine) imposed by the CRWQCB – San Diego Region, the State Water Resources Control Board, or EPA, as a result of Contractor's failure to fully implement the provisions of "Stormwater and Non-Stormwater Pollution Control", the Engineer, may, in the exercise of his sole judgment and discretion, withhold from payments otherwise due Contractor a sufficient amount to cover the Administrative Civil Liability including County staff time, legal counsel, consultant support costs and all other associated cost.

The Contractor shall be responsible for all costs and for any liability imposed by law as a result of the Contractor's failure to comply with the requirements set forth in "Water Pollution Control", including but not limited to, compliance with the applicable provisions of the Caltrans Handbooks, Municipal Permit, Federal, State, and local regulations. For the purpose of this paragraph, costs and liabilities include, but not limited to, fines, penalties, damages, and costs associated with defending against enforcement actions whether taken against the County or the Contractor, including those levied under the Federal Clean Water Act and the State Porter-Cologne Water Quality Act.

Within fifteen (15) working days after the award of the contract, the Contractor shall submit two (2) copies and one pdf file of the WPCP to the Engineer for review and approval. The Contractor shall allow ten (10) working days for the Engineer to review the WPCP. If revisions are required as determined by the Engineer, the Contractor shall revise and resubmit the WPCP within three (3) working days of receipt of the Engineer's comments and shall allow ten (10) working days for the Engineer to review the revisions. The Contractor shall submit four (4) copies of the approved WPCP and one pdf. file to the Engineer prior to notice to proceed. The Contractor must have an approved WPCP prior to the notice to proceed.

Unless otherwise directed by the Engineer or specified in these Special Provisions, the Contractor's responsibility for WPCP implementation shall continue throughout any temporary suspension of work ordered in accordance with Section 8-1.05, "Temporary Suspension of the Work", of the Standard Specifications. The Engineer may withhold progress payments or order the suspension of construction operations without an extension of the contract time, if the Contractor fails to comply with the requirements of "Water Pollution Control" as determined by the Engineer.

All BMP repairs shall be implemented by the Contractor within 72 hrs.

Method of Payment:

Payment for Water Pollution Control shall be on a lump sum basis and shall include full compensation for the work performed, including, developing, preparing, revising, obtaining approval of, and amending the WPCP, implementing, installing, constructing, operating, maintaining, and removing and disposing of temporary BMPs, performing the observations, inspections, sampling, analysis, reporting, and street sweeping, and as specified in the Caltrans Handbooks, Municipal Permit and these Special Provisions, and as directed by the Engineer.

STREET SWEEPING:

GENERAL

Summary

This work includes street sweeping.

The WPCP shall describe and include the use of street sweeping as a Water Pollution Control practice for sediment control and tracking control. Street sweeping shall also conform to all applicable AQMD requirements.

Submittals

At least 5 working days before starting clearing and grubbing, or other activities with the potential for tracking sediment or debris, submit:

- A. The number of street sweepers that will be used as described in the WPCP.
- B. Type of sweeper technology (or technologies).

Quality Control and Assurance

Retain the following records related to street sweeping and submit weekly to Engineer:

- A. Tracking Inspection Log
- B. Sweeping times and locations.
- C. Quantity of sweeping waste disposal.

CONSTRUCTION

Street Sweepers

Sweepers must use one of these technologies:

- A. Mechanical sweeper followed by a vacuum-assisted sweeper.
 - B. Vacuum-assisted dry (waterless) sweeper.
 - C. Regenerative-air sweeper.
- or
- D. Sweeping by hand is acceptable in lieu of A, B, and C above.

Operation

Street sweeping shall be conducted at:

- A. Paved roads at job site entrance and exit locations.
- B. Paved areas within the job site that flow to storm drains or water bodies.

Street sweeping shall be conducted, and sweeper(s) shall be available to operate at all times, for the following:

- A. During clearing and grubbing activities.
- B. During earthwork activities.
- C. During trenching activities.
- D. During roadway structural section activities.
- E. When vehicles are entering and leaving the job site.
- F. After soil disturbing activities.
- G. After observing offsite tracking of material.

Contractor's Water Pollution Control Manager shall inspect adjacent paved areas at job site entrances and exits and paved roadways within the job site on a minimum daily basis, and more frequently when activities that require street sweeping are being performed. Contractor's Water Pollution Control Manager shall maintain a "Tracking Inspection Log." Street sweeping shall be conducted:

- A. Within 1 hour, if sediment or debris is observed on paved areas or paved roadways.

At least one sweeper, in good working order, must be on the job site at all times when sweeping work may be required.

Perform street sweeping to minimize dust. If dust generation is excessive or sediment pickup is ineffective, water may be used but shall be contained, collected (e.g. vacuum), and properly disposed.

Material collected during street sweeping must be removed and disposed of under Section 7-1.13, "Disposal of Material Outside the Highway Right of Way" of the Standard Specifications.

Method of Payment:

Full compensation to conform with the requirements of this section shall be considered as included in the contract lump sum price paid for Water Pollution Control including furnishing all labor, materials, tools, equipment, and incidentals and for doing all the work involved in street sweeping, including disposal of collected material, as shown on the plans, as specified in the Standard Specifications, these Special Provisions, and as directed by the Engineer. Therefore, no additional compensation will be allowed for street sweeping.

EROSION CONTROL (TYPE D):

Erosion control (Type D) includes applying erosion control materials to embankment and excavation slopes and other areas disturbed by construction activities including the water quality basin. Erosion control (Type D) must comply with Section 20-3, "Erosion Control" of the Standard Specifications and these Special Provisions.

Before applying erosion control materials, prepare soil surface under Section 19-2.05, "Slopes" of the Standard Specifications, except that rills and gullies exceeding 2 inches in depth or width must be leveled. Remove vegetative growth, temporary erosion control materials, and other debris from areas to receive erosion control.

Before applying erosion control materials, the Engineer designates the ground location of erosion control (Type D) in increments of one acre or smaller for smaller areas. Place stakes or other suitable markers at the locations designated by the Engineer. Furnish all tools, labor and materials required to adequately indicate the various locations.

MATERIALS

Materials must comply with Section 20-2, "Materials" of the Standard Specifications and these Special Provisions.

Seed

Seed must comply with Section 20-2.10, "Seed" of the Standard Specifications. Seed not required to be labeled under the California Food and Agricultural Code shall be tested for purity and germination by a seed laboratory certified by the Association of Official Seed Analysts or by a seed technologist certified by the Society of Commercial Seed Technologists. Measure and mix individual seed species in the presence of the Engineer.

Seed must contain at most 1.0 percent total weed seed by weight.

Deliver seed to the job site in unopened separate containers with the seed tag attached. Containers without a seed tag attached are not accepted. The Engineer takes a sample of approximately 1 ounce or 0.25 cup of seed for each seed lot greater than 2 pounds.

Seed must comply with the following:

Non-Irrigated Seed Mix

Botanical Name (Common Name)	Percent Germination (Minimum)	Pounds Pure Live Seed Per Acre (Slope Measurement)
Stipa Pulchra	85	2
Artemisa Californica	85	6
Gnaphalium Californicum	85	2
Eriophyllum Confertiflorum	85	6
Salvia Apiana	85	4
	Total	20

Seed Sampling Supplies

At the time of seed sampling, provide the Engineer a glassine lined bag and custody seal tag for each seed lot sample.

Commercial Fertilizer

Commercial fertilizer must comply with Section 20-2.02, "Commercial Fertilizer" of the Standard Specifications and have a guaranteed chemical analysis within 2 percent of 16-21 percent nitrogen, 6-8 percent phosphoric acid and 4-12 percent water soluble potash.

Stabilizing Emulsion

Stabilizing emulsion must comply with Section 20-2.11, "Stabilizing Emulsion" of the Standard Specifications and these Special Provisions.

Stabilizing emulsion:

1. Must be in a dry powder form.
2. Must be a processed organic adhesive used as a soil tackifier.
3. May be reemulsifiable.

APPLICATION

Apply erosion control materials in separate applications in the following sequence:

1. Apply the following mixture with hydroseeding equipment at the rates indicated within 60 minutes after the seed has been added to the mixture:

Non-Irrigated Seed Mix

Material	Pounds Per Acre (Slope Measurement)
Seed	20
Fiber	714
Commercial Fertilizer	10

2. Apply the following mixture with hydro-seeding equipment at the corresponding rates:

Non-Irrigated Seed Mix

Material	Pounds Per Acre (Slope Measurement)
Fiber	714
Commercial Fertilizer	10
Stabilizing Emulsion (Solids)	225

The ratio of total water to total stabilizing emulsion in the mixture must be as recommended by the manufacturer.

Once work is started in an area, complete stabilizing emulsion applications in that area on the same working day.

The Engineer may change the rates of erosion control materials to meet field conditions.

Method of Payment:

Full payment for erosion control shall be considered as included in the contract price paid per acre for Erosion Control (Type D) and shall include full compensation for furnishing all labor, materials, tools, equipment, and incidentals and for doing all the specified in the Standard Specifications and these Special Provisions and no additional compensation will be allowed therefor.

CLEARING AND GRUBBING:

Clearing and grubbing including but not limited to removing vegetation, trimming trees, cleaning culverts and grade them to drain shall conform to the provisions in Section 16 of the Standard Specifications.

Vegetation within the graded shoulder shall be removed or trimmed as shown on the plans and/or as directed by the Engineer.

Removed vegetation, trees, and tree trimmings shall be the property of the Contractor and shall be disposed of by the Contractor, as provided in Section 7-1.13 of the Standard Specifications.

Regulatory Requirements

Attention is directed to the Federal Migratory Bird Treaty Act (15 USC 703-711) 50 CFR Part 21 and 50 CFR Part 10, and the California Department of Fish and Game Code Sections 3503, 3513 and 3800, that protect migratory birds, their occupied nests, and their eggs from disturbance or destruction.

Construction

Ground disturbance, tree, shrub and/or vegetation removal that occurs between March 1st and September 15th will not commence until a preconstruction survey for nesting birds has verified that no active nests have been located or the Engineer has approved the beginning of work. If an active nest is located, construction within 500 feet of the nest must be avoided until the nest has been vacated and the young are independent of their parents.

Between March 1st and September 15th, the Contractor shall notify the Engineer 15 working days prior to beginning work disturbing structures, the ground or vegetation. The Engineer will approve the beginning of work disturbing the ground or vegetation between March 1st and September 15th.

The Contractor shall use exclusion techniques directed by the Engineer to prevent migratory birds from nesting in trees within the project limits.

If evidence of bird nesting is discovered, the Contractor shall not disturb the nesting birds or nests until the birds have naturally left the nests. If evidence of migratory bird nesting is discovered after beginning work, the Contractor shall immediately stop work within 500 feet of the nests and notify the Engineer. Work shall not resume until the Engineer provides a written notification that work may begin at or adjacent areas of the discovered bird nest locations.

Attention is directed to Section 8-1.05, "Temporary Suspension of Work" of the Standard Specifications.

Nothing in this section shall relieve the Contractor from providing for public safety in conformance with the provisions in Section 7-1.09, "Public Safety" of the Standard Specifications.

Method of Payment:

Full compensation, except as otherwise provided herein, for conforming to the requirements of this article including but not limited to **removing vegetation, trimming trees, cleaning culverts and grade them to drain** at the locations shown on the plans and as directed by the Engineer shall be paid for on a lump sum basis and no additional compensation will be allowed therefor.

FINISHING ROADWAY:

Finishing roadway shall conform to Section 22 of the Standard Specifications.

Method of Payment:

Full compensation, except as otherwise provided herein, for conforming to the requirements of this article shall be considered as included in the contract bid price paid per lump sum for the Demobilization, and no additional compensation will be allowed therefor.

GRINDING ASPHALT CONCRETE IN PLACE (PULVERIZE):

The Contractor shall pulverize the asphalt concrete pavement to the depths as shown on the plans or as directed by the Engineer to pass a one inch screen. However up to five (5) percent of the material may be retained on the one inch screen, provided that the oversized material is not large enough to adversely affect the stability and hamper the shaping and compacting operation.

The excess of the pulverized material and any material in excess of five (5) percent not passing the one inch screen shall be removed and disposed of outside of the right of way as provided in Section 7-1.13 of the Standard Specifications.

The material shall be of such sizes that the percentage composition by weight of materials shall conform to the following grading using Test Method Calif. 202.

<u>Sieve Size</u>	<u>Percent Passing Sieve</u>
1 inch	95-100
3/4 inch	85-100
No. 4	40-65
No. 30	10-30
No. 200	2-9

Material not conforming to the above grading may be used, subject to other tests as prescribed by the Materials Engineer.

The pulverized asphalt concrete shall be stock piled if necessary, and placed as shown on the plans, graded to a smooth even ride and compacted (95 percent minimum) in conformance with Section 26-1.05 of the Standard Specifications.

Method of Payment:

The contract unit bid price paid per square yard for Grinding Asphalt Concrete In Place shall include full compensation for furnishing all labor, tools, materials, equipment including cold planing the existing asphalt concrete pavement as directed by the Engineer and no additional compensation will be allowed therefor.

PAVEMENT REINFORCING FABRIC (GEOTEXTILE FABRIC):

Pavement Reinforcing fabric shall conform to the provisions in Section 88 "Engineering Fabric" and 88-1.03 "Filter Fabric" of the Standard Specifications and these special provisions.

Pavement reinforcing fabric shall be placed on prepared subgrade prior to placing aggregate base. The fabric shall be non-woven and aligned/placed with no wrinkles that lap. Adjacent borders of fabric shall be lapped 12". Extend the outside edges of the fabric to allow folding over to overlap under the area to be paved as shown on the plans.

After placing the aggregate base and prior to placing the hot mix asphalt, apply a binder of paving asphalt to the surface to receive the pavement reinforcing fabric at an approximate rate of 0.5 gallons per square yard. Lay the fabric on the prepared aggregate base with no wrinkles that lap. Protect fabric from damage or displacement until hot asphalt mix is laid.

Method of Payment:

The contract price paid per square yard for Pavement Reinforcing Fabric (Geotextile Fabric) shall include full compensation for furnishing all labor, materials, tools, equipment, incidentals, and for doing all the work involved including all necessary works as specified in the Standard Specifications and these Special Provisions and no additional compensation will be allowed therefor.

AGGREGATE BASE:

Aggregate base shall be Class 2 and shall conform to the provisions in Section 26, "Aggregate Bases" of the Standard Specifications and these Special Provisions and shall meet the gradation requirements for 3/4 inch maximum.

The first paragraph of Section 26-1.02A, "Class 2 Aggregate Base" shall be modified to read:

Aggregate for Class 2 aggregate base shall be free from organic matter and other deleterious matter, and shall be of such nature that it can be compacted readily under watering and rolling to form a firm and stable base. Aggregate may consist of broken and crushed asphalt concrete or Portland cement concrete and may contain crushed aggregate base or other rock materials. The material may contain no more than 3 percent brick by

weight as determined by California Test Method 202 as modified: Brick material retained on a No.4 sieve shall be identified visually and separated manually. Brick quantification shall be based on total weight of dry sample. Also, material retained on the 4.75 mm (No.4) sieve shall contain no more than 15 percent of particles (gravel) that have no more than one fractured face.

The Quality Requirements contained in Section 26-1.02A shall be modified to read:

QUALITY REQUIREMENTS

Test	Contract Compliance
<u>Resistance (R-Value)</u>	
Virgin Rock	78 Minimum
Crushed Miscellaneous	80 Minimum
<u>Sand Equivalent</u>	
Virgin Rock	25 Minimum
Crushed Miscellaneous	35 Minimum
<u>Durability Index</u>	35 Minimum
<u>Percentage Wear</u>	
100 Revolutions	15 Maximum
500 Revolutions	52 Maximum

Method of Payment:

Quantities of Aggregate Base will be paid for at the contract unit price per cubic yard and in accordance with the provisions of Sections 26-1.06 and 26-1.07 of the Standard Specifications, and will include the base requirements under all proposed AC pavement improvements. No adjustment in the bid price per cubic yard for overages or underages from the stated quantity will be allowed.

HOT MIX ASPHALT:

The asphalt concrete shall be Type "C" and shall conform to the requirements of Section 39 of the Standard Specifications and these Special Provisions:

The grade of asphalt binder mixed with aggregate for HMA Type C must be PG 70-10.

The aggregate for HMA Type C must comply with the 1-inch grading as presented in the following table.

**Aggregate Gradation
(Percentage Passing)
HMA Type C**

1-inch HMA Type C

Sieve Sizes	Target Value Limits	Allowable Tolerance
1"	100	—
3/4"	88 - 93	TV ±5
1/2"	72 - 85	TV ±6
3/8"	55 - 70	TV ±6
No. 4	35 - 52	TV ±7
No. 8	22 - 40	TV ±5
No. 30	8 - 24	TV ±4
No. 50	5 - 18	TV ±4
No. 200	3 - 7	TV ±2

The aggregate shall conform to the following quality requirements prior to the addition of asphalt binder.

Aggregate Quality

Quality Characteristic	Test Method	Requirement
Percent of crushed particles ^a Coarse aggregate (% min.) Two fractured faces	CT 205	95
Fine aggregate (Passing No. 4 sieve and retained on No. 8 sieve.) (% min) One fractured face		
Los Angeles Rattler (% Max.) ^a Loss at 100 rev. Loss at 500 rev.	CT 211	12
		40
Sand equivalent ^{a, b} (min.)	CT 217	47
Fine aggregate angularity (% min.) ^a	AASHTO T 304 Method A	45
Flat and elongated particles (% max. by weight @ 5:1.) ^a	ASTM D 4791	10

Note:

^a Combine aggregate in the JMF proportions.

^b Reported value must be the average of 3 tests from a single sample.

During mix design, determine the optimum binder content (OBC) at 5 percent air voids content. Determine the proposed JMF from a mix design that complies with the following table:

Hot Mix Asphalt Mix Design Requirements

Quality Characteristic	Test Method or Lab Procedure	Requirement	
Design air voids content (%)		4.0	5.0
Air voids content ^a (%)	CT 367	4.0	5.0
Voids in mineral aggregate (% min.) ^b 1" grading with NMAS = 1" with NMAS = 3/4"	LP-2	12	13
		13	14
Voids filled with asphalt (%) 1" grading	LP-3	65.0 – 75.0	60.0 – 70.0
Dust proportion ^c (P200/Pbe)	LP-4	0.6 – 1.3	0.6 – 1.3
Stabilometer value (min.)	CT 366	37 ^d	37 ^d

Notes:

^a Calculate the air voids content of each specimen using CT 309 and LP-1. Modify CT 367, Paragraph C5, to use the exact air voids content specified in the selection of OBC.

^b Minimum VMA is dependent upon NMAS of JMF. NMAS is defined as one sieve size larger than the first sieve to retain more than 10 percent.

^c Asphalt content based on dry weight of aggregate

^d Follow CT 366: 150 tamps at 500 psi tamping pressure and 230 °F compaction temperature; cool specimens to 140 °F; apply 12,600 lb leveling load; and perform stabilometer test at 140 °F.

The asphalt lift thickness table, as shown in Section 39-6.01, "General Requirements" of the Standard Specifications, is revised as follows:

Total Thickness Shown on Plans	Minimum No. of Layers	Top Layer Thickness (foot)		Next Lower Layer Thickness (foot)		All Other Lower Layer Thickness (foot)	
		Min.	Max.	Min.	Max.	Min.	Max.
0.24-foot or less ^a	1	-	-	-	-	-	-
0.25-foot	2 ^b	0.12	0.13	0.12	0.13	-	-
0.26 - 0.46 foot	2	0.12	0.21	0.14	0.25	-	-
0.47-foot or more	3 or more	0.15	0.21	0.15	0.25	0.17	0.25

Footnotes to asphalt thickness table are revised as follows:

- a. No Change.
- b. One layer of 0.25 foot thick may be placed as approved by the Engineer. When the Traffic Index specified is 5.5 or below, two layers shall be placed.

Asphalts:

Asphalt shall conform to the provisions in this Section, "Asphalts". Section 92, "Asphalts" of the Standard Specifications shall not apply.

Asphalt shall consist of refined petroleum or a mixture of refined liquid asphalt and refined solid asphalt, prepared from crude petroleum. Asphalt shall be:

1. Free from residues caused by the artificial distillation of coal, coal tar, or paraffin;
2. Free from water;
3. Homogeneous.

General:

The Contractor shall furnish asphalt in conformance with the State of California Department of transportation's Certification Program for Suppliers of Asphalt". The Department maintains the program requirements, procedures, and a list of approved suppliers at <http://www.dot.ca.gov/hq/esc/Translab/fpmcoc.htm>.

The Contractor shall ensure the safe transportation, storage, use, and disposal of asphalt.

The Contractor shall prevent the formation of carbonized particles caused by overheating asphalt during manufacturing or construction.

Grade:

Performance graded (PG) asphalt binder shall conform to the following:

Property	AASHTO Test Method	Specification Grade		
		PG 64-10	PG 64-16	PG 70-10
Original Binder				
Flash Point, Minimum °C	T48	230	230	230
Solubility, Minimum % ^b	T44	99	99	99
Viscosity at 135 °C, Maximum, Pa's	T316	3.0	3.0	3.0
Dynamic Shear, Test Temp. at 10 rad/s, °C Minimum G [*] /sin(delta), kPa	T315	64 1.00	64 1.00	70 1.00
RTFO Test ^c , Mass Loss, Maximum, %	T240	1.00	1.00	1.00
RTFO Test Aged Binder				
Dynamic Shear, Test Temp. at 10 rad/s, °C Minimum G [*] /sin(delta), kPa	T315	64 2.20	64 2.20	70 2.20
Ductility at 25 °C Minimum, cm	T51	75	75	75
PAV ^f Aging, Temperature, °C	R28	100	100	110
RTFO Test and PAV Aged Binder				
Dynamic Shear, Test Temp. at 10 rad/s, °C Maximum G [*] /sin(delta), kPa	T315	31 ^d 5000	28 ^d 5000	34 ^d 5000
Creep Stiffness, Test Temperature, °C Maximum S-value, Mpa Minimum M-value	T313	0 300 0.300	-6 300 0.300	0 300 0.300

Notes:

- a. Not used.
- b. The Engineer will waive this specification if the supplier is a Quality Supplier as defined by Department's "Certification Program for Suppliers of Asphalt".
- c. The Engineer will waive this specification if the supplier certifies the asphalt binder can be adequately pumped and mixed at temperatures meeting applicable safety standards.
- d. Test the sample at 3 °C higher if it fails at the specified test temperature. G^{*}sin(delta) shall remain 5000 kPa maximum.
- e. "RTFO Test" means the asphaltic residue obtained using the Rolling Thin Film Oven Test, AASHTO Test Method T240 or ASTM Designation: D2827.
- f. "PAV" means Pressurized Aging Vessel.

Performance graded polymer modified asphalt binder (PG Polymer Modified) is:

Performance Graded Polymer Modified Asphalt Binder ^a

Property	AASHTO Test Method	Specification Grade		
		PG 58-34 PM	PG 64-28 PM	PG 76-22 PM
Original Binder				
Flash Point, Minimum °C	T 48	230	230	230
Solubility, Minimum % ^b	T 44 ^c	98.5	98.5	98.5
Viscosity at 135°C, ^d Maximum, Pa·s	T 316	3.0	3.0	3.0
Dynamic Shear, Test Temp. at 10 rad/s, °C Minimum G*/sin(delta), kPa	T 315	58 1.00	64 1.00	76 1.00
RTFO Test, Mass Loss, Maximum, %	T 240	1.00	1.00	1.00
RTFO Test Aged Binder				
Dynamic Shear, Test Temp. at 10 rad/s, °C Minimum G*/sin(delta), kPa	T 315	58 2.20	64 2.20	76 2.20
Dynamic Shear, Test Temp. at 10 rad/s, °C Maximum (delta), %	T 315	Note e 80	Note e 80	Note e 80
Elastic Recovery ^f , Test Temp., °C Minimum recovery, %	T 301	25 75	25 75	25 65
PAV ^g Aging, Temperature, °C	R 28	100	100	110
RTFO Test and PAV Aged Binder				
Dynamic Shear, Test Temp. at 10 rad/s, °C Maximum G*sin(delta), kPa	T 315	16 5000	22 5000	31 5000
Creep Stiffness, Test Temperature, °C Maximum S-value, MPa Minimum M-value	T 313	-24 300 0.300	-18 300 0.300	-12 300 0.300

Notes:

- a. Do not modify PG Polymer Modifier using acid modification.
- b. The Engineer waives this specification if the supplier is a Quality Supplier as defined by the Department's "Certification Program for Suppliers of Asphalt".
- c. The Department allows ASTM D5546 instead of AASHTO T44.
- d. The Engineer waives this specification if the supplier certifies the asphalt binder can be adequately pumped and mixed at temperatures meeting applicable safety standards.
- e. Test temperature is the temperature at which G*/sin(delta) is 2.2 kPa. A graph of log G*/sin(delta) plotted against temperature may be used to determine the test temperature when G*/sin(delta) is 2.2 Kpa. A graph of (delta) versus temperature may be used to determine delta at the temperature when G*/sin(delta) is 2.2 kPa. The Engineer also accepts direct measurement of (delta) at the temperature when G*/sin(delta) is 2.2 kPa.
- f. Test without a force ductility clamp may be performed.
- g. "PAV" means Pressurized Aging Vessel.

Sampling:

The Contractor shall provide a sampling device in the asphalt feed line connecting the plant storage tanks to the asphalt weighing system or spray bar. The sampling device shall be accessible between 24 and 30 inches above the platform. The Contractor shall provide a receptacle for flushing the sampling device.

The sampling device shall include a valve:

1. With a diameter between 1/2 and 3/4 inches;
2. Manufactured in a manner that a one-quart sample may be taken slowly at any time during plant operations;
3. Maintained in good condition.

The Contractor shall replace failed valves.

In the presence of the Engineer, the Contractor shall take 2 one-quart samples per operating day. The Contractor shall provide round friction top containers with one-quart capacity for storing samples.

Applying Asphalt:

Unless otherwise specified, the Contractor shall heat and apply asphalt in conformance with the provisions in Section 93, "Liquid Asphalts" of the Standard Specifications.

Section 39-2.01, "Asphalts" is replaced in its entirety with the followings:

Asphalt binder to be mixed with aggregate shall conform to the provisions in "Asphalts" of these Special Provisions.

The grade of asphalt binder shall be 70-10.

Liquid asphalt for prime coat shall conform to the provisions in Section 93, "Liquid Asphalts" of the Standard Specifications and shall be Grade 64-10 unless otherwise designated by the contract item or otherwise specified in the Special Provisions.

Asphaltic emulsion for paint binder (tack coat) shall conform to the provisions in Section 94, "Asphaltic Emulsion" of the Standard Specifications for the rapid-setting or slow-setting type and grade approved by the Engineer.

Section 39-3.01B (1) shall be amended to include:

Aggregate of the 3/4 inch or 1/2 inch maximum size and aggregate for asphalt concrete base shall be separated into 3 or more sizes and each size shall be stored in separate bins. If 3 sizes are used, one bin shall contain that portion of the material which will pass the maximum size specified and be retained on a 3/8 inch sieve; one bin shall contain that portion of the material which will pass a 3/8 inch sieve and be retained on a No. 8 sieve; and one bin shall contain that portion of the material which will pass a No. 8 sieve.

Aggregate of 3/8 inch maximum size shall be separated into 2 sizes and each size shall be stored in separate bins. One bin shall contain that portion of the material which will pass the maximum size specified and be retained on a No. 8 sieve and one bin shall contain that portion of the material which will pass a No. 8 sieve.

The bin containing the fine material shall not contain more than 15 percent of material retained on the No. 8 sieve. The material in any of the other bins shall not contain more than 15 percent of material passing a No. 8 sieve. Failure to comply with this requirement shall be corrected immediately, and the material in the bins not meeting these requirements shall be re-screened or wasted.

All asphalt concrete for this project shall be supplied from one source unless approved by the Engineer. Said source shall be listed on the Contractors Source of Materials List as required in Section 6 of the Standard Specifications.

Asphaltic emulsion shall be furnished and applied as provided in Section 39-4.02.

In addition to the provisions in Section 39-5.01, "Spreading Equipment" of the Standard Specifications, asphalt paving equipment shall be equipped with automatic screed controls and a sensing device or devices.

When placing asphalt concrete to the lines and grades established by the Engineer, the automatic controls shall control the longitudinal grade and transverse slope of the screed. Grade and slope references shall be furnished, installed, and maintained by the Contractor. Should the Contractor elect to use a ski device, the minimum length of the ski device shall be 30 feet. The ski device shall be a rigid one piece unit and the entire length shall be utilized in activating the sensor.

When placing the initial mat of asphalt concrete on existing pavement, the end of the screed nearest the centerline shall be controlled by a sensor activated by a ski device not less than 30 feet. The end of the screed farthest from centerline shall be controlled by an automatic transverse slope device set to reproduce the cross slope designated by the Engineer, by a sensor activated by a similar ski device or as directed by the Engineer.

When paving contiguously with previously placed mats, the end of the screed adjacent to the previously placed mat shall be controlled by a sensor that responds to the grade of the previously placed mat and will reproduce the grade in the new mat within a 0.12 inch tolerance. The end of the screed farthest from the previously placed mat shall be controlled in the same way it was controlled when placing the initial mat.

Should the methods and equipment furnished by the Contractor fail to produce a layer of asphalt concrete conforming to the provisions, including straightedge tolerance, of Section 39-6.03, "Compacting" of the Standard Specifications or elsewhere in these Special Provisions, the paving operations shall be discontinued and the Contractor shall modify the equipment or methods, or furnish substitute equipment.

Should the automatic screed controls fail to operate properly during a day's work, the Contractor may manually control the spreading equipment for the remainder of that day. However, the

equipment shall be corrected or replaced with alternative automatically controlled equipment conforming to the provisions in this section before starting another day's work.

General Criteria For Profiling:

In addition to the straightedge provisions in Section 39-6.03, "Compacting" of the Standard Specifications, asphalt concrete pavement shall conform to the surface tolerances specified herein.

The uppermost layer of asphalt concrete surfacing shall be profiled in the presence of the Engineer using a California Profilograph or equivalent in conformance with California Test 526 and as specified in these Special Provisions.

The California Profilograph or equivalent will not be required for the following areas of the pavement surface but shall conform to the straightedge requirements in Section 39-6.03, "Compacting" of the Standard Specifications:

1. Pavement with a total thickness less than 0.24 foot;
2. Pavement on horizontal curves with a centerline curve radius of less than 1,000 feet and the pavement within the superelevation transition on those curves;
3. Pavement placed in a single lift when required by the Special Provisions;
4. Pavement with extensive grade or cross slope correction which does not receive advance leveling operations in conformance with the provisions in Section 39-6.02, "Spreading" of the Standard Specifications;
5. Pavement for ramps and connectors with steep grades and high rates of superelevation, as determined by the Engineer;
6. Shoulders and miscellaneous areas.

The Contractor shall conform to California Test 526, except a zero (null) blanking band shall be used for determining the Profile Index. Prior to beginning profiles, the profilograph shall be calibrated in the presence of the Engineer. Two profiles shall be obtained within each traffic lane, 3 feet from and parallel with the edges of the lane.

Pavements profiled shall conform to the following Profile Index requirements:

1. Pavement on tangent alignment and pavement on horizontal curves having a centerline curve radius of 2,000 feet or more shall have a Profile Index of 0.16 foot or less for each 330 feet section profiled;
2. Pavement on horizontal curves having a centerline curve radius of 1,000 feet or more but less than 2,000 feet, including the pavement within the superelevation transition of these curves, shall have a Profile Index of 0.32 foot or less for each 330 feet section profile;

3. Pavement within any 330 feet section, containing high point areas with deviations in excess of 0.025 foot in a length of 25 feet or less, when tested in conformance with the requirements in California Test 526, shall be corrected by the Contractor regardless of the Profile Index.

The Contractor shall complete initial runs of the profilograph prior to opening the pavement to public traffic. If initial profiles can not be made prior to opening the pavement to public traffic, the initial runs of the profilograph shall be made the next day that traffic control is permitted for the area to be profiled.

Areas of the top surface of the uppermost layer of asphalt concrete pavement that do not meet the specified surface tolerances shall be brought within tolerance by abrasive grinding.

Abrasive grinding shall be performed to reduce individual deviations in excess of 0.025 foot, and to reduce the Profile Index of the pavement to be within the specified tolerance. Areas which have been subjected to abrasive grinding shall receive a seal coat. Deviations in excess of 0.025 foot which cannot be brought into specified tolerance by abrasive grinding shall be corrected by either (1) removal and replacement or (2) placing an overlay of asphalt concrete. The corrective method for each area shall be selected by the Contractor and shall be approved by the Engineer prior to beginning the corrective work. Replacement or overlay pavement not meeting the specified tolerances shall be corrected by the methods specified above. Corrective work shall be at the Contractor's expense. The Contractor shall run profilograms on the areas that have received abrasive grinding or corrective work until the final profilograms indicate the Profile Index of the area is within the specified tolerance.

When abrasive grinding is used to bring the top surface of the uppermost layer of asphalt concrete surfacing within the specified surface tolerances, additional abrasive grinding shall be performed as necessary to extend the area ground in each lateral direction so that the lateral limits of grinding are at a constant offset from, and parallel with, the nearest lane line or pavement edge, and in each longitudinal direction so that the grinding begins and ends at lines normal to the pavement centerline, within a ground area. Ground areas shall be neat rectangular areas of uniform surface appearance.

The original of the final profilograms that indicate the pavement surface is within the Profile Index specified shall become the property of the County and shall be delivered to the Engineer prior to acceptance of the contract.

Method of Payment:

Asphalt Concrete for road pavement, and miscellaneous area will be paid for at a unit price per ton as a combined item, including mineral aggregate and asphalt binder in place on the roadbed.

Full compensation for furnishing and applying asphaltic emulsion (paint binder) shall be considered as included in the contract price paid for HMA.

The contract bid price paid per ton for Hot Mix Asphalt shall include full compensation for furnishing all labor, tools, materials, equipment, and incidentals, and for doing all the work involved including the furnishing/application of asphaltic emulsion (paint binder) and header cutting and joining existing pavement as shown on the plans and/or as directed by the Engineer.

Header Cut:

At road connections and at limits of asphalt paving, existing pavement shall be header cut as shown on the plans or as directed by the Engineer. Full compensation for furnishing all labor, tools and doing all the work necessary including grinding, and sawcutting shall be considered as included in the contract prices paid per ton for the various asphalt concrete items and no additional compensation will be allowed therefor.

Safety Edge:

Full compensation for installing Safety Edge per Section 'Edge Treatment, Hot Mix Asphalt - Safety Edge' of these Special Provisions, as shown on the plans, and as directed by the Engineer shall be considered as included in the contract bid price paid per ton for Hot Mix Asphalt and shall include furnishing all labor, tools, materials, equipment, and incidentals, and for doing all the work involved and no additional compensation will be allowed therefor.

COMPENSATION ADJUSTMENTS FOR PRICE INDEX FLUCTUATIONS:

The provisions of this section shall apply only to the following contract items:

ITEM CODE	ITEM
390129	Hot Mix Asphalt (Type C)

The compensation payable for asphalt binder used in hot mix asphalt will be increased or decreased in conformance with the provisions of this section for paving asphalt price fluctuations exceeding 10 percent (Iu/Ib is greater than 1.10 or less than 0.90) which occur during performance of the work.

The adjustment in compensation will be determined in conformance with the following formulae when the item of asphalt concrete and asphalt rubber hot mix are included in a monthly estimate:

A. Total monthly adjustment = AQ

B. For an increase in paving asphalt price index exceeding 10 percent:

$$A = 0.90 (Iu/Ib - 1.10) Ib$$

C. For a decrease in paving asphalt price index exceeding 10 percent:

$$A = 0.90 (Iu/Ib - 0.90) Ib$$

D. Where:

A = Adjustment in dollars per ton of paving asphalt used to produce hot mix asphalt rounded to the nearest \$0.01.

Iu = The California Statewide Paving Asphalt Price Index which is in effect on the first business day of the month within the pay period in which the quantity subject to adjustment was included in the estimate.

Ib = The California Statewide Paving Asphalt Price Index for the month in which the bid opening for the project occurred.

Q = Quantity in tons of paving asphalt that was used in producing the quantity of asphalt concrete shown under "This Estimate" on the monthly estimate using the amount of asphalt determined by the Engineer.

The adjustment in compensation will also be subject to the following:

- A. The compensation adjustments provided herein will be shown separately on payment estimates. The Contractor shall be liable to the State for decreased compensation adjustments and the Department may deduct the amount thereof from moneys due or that may become due the Contractor.
- B. Compensation adjustments made under this section will be taken into account in making adjustments in conformance with the provisions in Section 4-1.03B, "Increased or Decreased Quantities" of the Standard Specifications.
- C. In the event of an overrun of contract time, adjustment in compensation for paving asphalt included in estimates during the overrun period will be determined using the California Statewide Paving Asphalt Price Index in effect on the first business day of the month within the pay period in which the overrun began.

The California Statewide Paving Asphalt Price Index is determined each month on the first business day of the month by the Department using the median of posted prices in effect as posted by Chevron, Mobil, and Unocal for the Buena Vista, Huntington Beach, Kern River, Long Beach, Midway Sunset, and Wilmington fields.

In the event that the companies discontinue posting their prices for a field, the Department will determine an index from the remaining posted prices. The Department reserves the right to include in the index determination the posted prices of additional fields.

The California Statewide Paving Asphalt Price Index is available on the Division of Engineering Services website at: http://www.dot.ca.gov/hq/esc/oe/asphalt_index/astable.html.

EDGE TREATMENT, HOT MIX ASPHALT - SAFETY EDGE:

General

This work includes constructing the edges of HMA pavement as shown on the plans.

Materials

HMA for safety edge treatment must comply with Section 39, "Hot Mix Asphalt," of the Standard Specifications and "Hot Mix Asphalt" Section of these Special Provisions.

For the safety edge, use the same type of HMA used for the adjacent lane or shoulder.

Construction

The edge of roadway where the safety edge treatment is to be placed must have a solid base, free of debris such as loose material, grass, weeds, or mud. Grade areas to receive the safety edge as required.

The safety edge treatment must be placed monolithic with the adjacent lane or shoulder and shaped and compacted with a device attached to the paver.

The device must be capable of shaping and compacting HMA to the required cross section as shown on the plans. Compaction must be by constraining the HMA to reduce the cross sectional area by 10 to 15 percent. The device must produce a uniform surface texture without tearing, shoving, or gouging and must not leave marks such as ridges and indentations. The device must be capable of transition to cross roads, driveways, and obstructions.

For safety edge treatment, the angle of the slope must not deviate by more than ± 5 degrees from the angle shown on the plans. Measure the angle from the plane of the adjacent finished pavement surface.

If paving is done in multiple lifts, the safety edge treatment can be placed either with each lift or with the final lift.

Short sections of hand work are allowed to construct transitions for safety edge treatment.

For more information on the safety edge treatment, go to:

http://safety.fhwa.dot.gov/roadway_dept/pavement/safedge/

A list of commercially available devices can be found at the above Web site under "Frequently Asked Questions" and "Construction Questions."

Method of Payment:

Full compensation for constructing edge treatments (Safety Edge), including grading when required for preparation of the area to receive the safety edge treatment, shall be considered as included in the contract price paid per ton for Hot Mix Asphalt and it shall include full compensation for furnishing all labor, materials, tools, equipment, incidentals, and for doing all the work as specified in the Standard Specifications and these Special Provisions and no additional compensation will be allowed.

SHOULDER BACKING:

Shoulder backing shall provide for the grading of the shoulder as shown on the plans, or as directed by the Engineer. Unless otherwise directed, the width of the shoulder backing shall be 6 feet minimum, measured from edge of pavement.

Onsite material may be used to fill in low areas, subject to approval by the Engineer. Ground asphalt concrete may be used subject to Engineer's approval.

Ground asphalt concrete shall not be placed in or in close proximity to streambeds or drainage courses, the limits of which shall be determined by the Engineer.

Imported material, if required to fill in low areas, shall conform to the provisions of Section 25, "Aggregate Subbases" of the Standard Specifications and these Special Provisions, and the aggregate shall conform to the grading and quality requirements for Class 1 aggregate subbases.

The Aggregate Grading Requirements table, as shown in Section 25-1.02, "Class 1, Class 2, and Class 3 Aggregate Subbases" of the Standard Specifications, is revised as follows:

- For Class 1, Sieve Size No. 4, the Operating Range shall be **35-50**.
- For Class 1, Sieve Size No. 200, the Operating Range shall be **0-15**.

Subbase material shall be clean and free from roots, vegetable matter and other deleterious substances, and be of such character that when wet it will compact to form a firm stable base. The shall be of such sizes that the percentage composition by weight of material shall conform to the aggregate grading requirements at the time the material is deposited on the roadbed when determined by Test Method No. Calif. 202.

Dirt Driveways Construction:

Full compensation for constructing and grading dirt driveways shown on the plans, and as directed by the Engineer shall be considered as included in the contract bid price paid per linear foot for Shoulder Backing and shall include furnishing all labor, tools, materials, equipment, and incidentals, and for doing all the work involved and no additional compensation will be allowed therefor.

Method of Payment:

Payment for Shoulder Backing will be paid at the linear foot price bid and shall include full compensation for furnishing all labor, materials, tools, and equipment, including the grading of any existing driveways to match new improvements, other miscellaneous shoulder grading to promote positive drainage, and importing of material and/or handling of onsite material as shown on the plans and/or as directed by the Engineer, and no additional payment will be allowed therefor.

PAINT TRAFFIC STRIPE (2 COATS):

Painting traffic stripes (traffic lanes) shall conform to the provisions in Section 84-1, "General," and 84-3, "Painted Traffic Stripes and Pavement Markings," of the State Standard Specifications and these special provisions.

The Contractor shall furnish the necessary control points for all striping and markings and shall be responsible for the completeness and accuracy thereof to the satisfaction of the Engineer.

The Contractor shall perform all layout, alignment, and spotting for traffic stripes and markings. Traffic striping shall not vary by more than ½ inch in 50 feet from the alignment shown on the plans. The dimensional details of the stripes and markings shall conform to the provisions set forth in the California MUTCD and Maintenance Manual available from Caltrans.

Spotting with cat tracks or dribble lines shall be performed prior to the removal of existing stripes. Cat tracks shall consist of spots of paint not more than 3 inches in width and not more than 5 feet apart along the alignment of the stripe. Paint for the cat tracks shall be the same as that for the intended stripe. Paint for the dribble lines shall be neutral color obtained by mixing approximately two parts white paint with one part black paint.

SPOTTING - Spotting shall be completed prior to the removal of any existing stripes or markings. Existing stripes and markings shall be removed prior to painting new ones, but in no case shall any section of street be left without the proper striping for more than 24 hours, or over weekends or holidays.

No striping or painting work shall start until the Engineer has specifically approved the spotted markings. Existing striping and markings, if any, shall be removed prior to painting new, but in no case shall any section of street be left without the proper striping for more than 24 hours, or over the weekends or holidays.

MATERIALS - Materials shall conform to the provisions in Section 84-3.02, "Materials," of the State Standard Specifications and these Special Provisions. All traffic striping and pavement markings shall be two coats of paint with glass beads unless otherwise approved by the County and City Engineer. A minimum of 7 days and a maximum of 14 days shall elapse between application of the first and second coats of paint.

The paint for traffic striping and markings shall be as follows, or an approved equal:

- White - PERVO Paint Co. #9000 ULTRA
- Yellow - PERVO Paint Co #9003 ULTRA

Glass beads shall conform to State Specification 8010-21C-22 (Type II).

Newly painted traffic striping shall be protected from damage by public traffic or other causes until the paint is thoroughly dry. Any newly painted traffic striping which are damaged as a result of the construction, including wheel markings by public traffic and the construction equipment, shall be repainted by the Contractor and any associated removals shall be performed as called for in these Special Provisions.

Method of Payment:

The contract unit price paid per linear foot for Paint Traffic Stripe (2 Coats) shall include full compensation for furnishing all labor, materials, tools, equipment and incidentals, and for doing all the work involved in painting traffic stripe (Regardless of the number, widths, and types of individual stripes involved in each traffic stripe) including any necessary cat tracks, dribble lines any layout work, complete in place as shown on the plans, as specified in the Standard Specifications and these Special Provisions, and as directed by the Engineer.

ROADSIDE SIGNS:

The Contractor shall furnish and install roadside signs at the locations shown on the plans or as directed by the Engineer, in conformance to the provisions in Section 56-2 "Roadside Signs," of the State Standard Specifications, and these Special Provisions.

All Roadside Signs-one post shall be installed on new square perforated steel tube posts in accordance with County Standard No. 1222, attached to these Special Provisions.

All roadway signs shall have retroreflective sheeting. Except as stated below, the retro-reflectivity for all roadway signs, both temporary and permanent installations, shall meet or exceed ASTM Standard D 4956 Type III (3M Co. High Intensity Grade or approved equal). The retroreflectivity for R1-1 ("STOP") signs and W3-1 (Stop Ahead) signs shall meet ASTM Standard D 4956 Type IX (3M Co. Diamond Grade or approved equal).

Method of Payment:

The contract unit price paid per each for Roadside Sign-One Post shall included full compensation for furnishing all labor, materials, tools, equipment, and incidentals and for doing all the work including all necessary concrete excavation and backfill as specified in the Standard Specifications and these Special Provisions and no additional compensation will be allowed therefor.

REMOVE AND SALVAGE ROADSIDE SIGNS:

Existing roadside signs shall be removed and salvaged as shown on the plans.

Existing roadside signs at locations shown on the plans to be removed shall not be removed until replacement signs have been installed or until the existing signs are no longer required for direction of public traffic, unless otherwise directed by the Engineer.

The Contractor shall deliver County owned removed and salvaged signs to the nearest County Maintenance Yard or as directed by the Engineer. The County Maintenance Yard is located at the following address:

2950 Washington Street
Riverside, CA 92504

Method of Payment:

The contract price paid per each for Remove Roadside Signs and Salvage Roadside Signs shall include full compensation for furnishing all labor, materials, tools, equipment, incidentals and for doing all the work including protecting, storing, transporting and delivering Road Sign as specified in the these Special Provisions and no additional compensation will be allowed therefor.

PAVEMENT MARKERS (RETROREFLECTIVE):

Pavement markers shall conform to the provisions in Section 85, "Pavement Markers" of the Standard Specifications and these Special Provisions.

Pavement markers shall be placed to the line established by the Engineer. All additional work necessary to establish satisfactory lines for markers shall be performed by the Contractor.

Pavement markers shall be installed where indicated on the plans in accordance with the indicated striping detail. Refer to Standard Plans A20-A through A20-D for striping and markings details.

Markers removal shall be performed by a method approved by the Engineer. Any pavement scarring resulting from the markers removal shall be repaired to the satisfaction of the Engineer.

Blue reflective pavement markers designating the location of fire hydrants within project limits shall be replaced after the paving is completed at all fire hydrants locations, whether the blue reflective markers exist or not prior to paving. Installation of blue markers shall comply with the requirements of MUTCD 2012, Figure 3B-11, attached to these Special Provisions.

Method of Payment:

The contract price paid per each for Pavement Marker (Retroreflective) shall include full compensation for furnishing all labor, materials, tools, equipment, for doing all the work including placement of Pavement Marker and no additional compensation will be allowed therefor.

OBJECT MARKERS:

Object markers shall conform to the provisions in Section 82, "Markers and Delineators," of the Standard Specifications and these special provisions.

Retroreflective sheeting for metal and flexible target plates shall be the retroreflective sheeting designated for channelizers, markers, and delineators conforming to the requirements in ASTM Designation: D 4956-95.

Method of Payment:

The contract price paid per each Object Marker shall include full compensation for furnishing all labor, materials, tools, equipment, incidentals, for doing all the work including placement of object marker as specified in the these Special Provisions and no additional compensation will be allowed therefor.

METAL BEAM GUARD RAILING:

Construction of metal beam guard railing, end anchor assemblies (Type SFT), and terminal system end treatments (Type SRT) shall conform to the plans, the provisions of Section 83 of the Standard Specifications, the Standard Plans, and these Special Provisions.

The exact location of the metal beam guard railing and terminal system end treatments will be determined in the field by the Resident Engineer. As a reference, the approximate location of the metal beam guard railing is shown on the plans.

Existing utilities shall be protected in-place. It is not planned for any utilities to be relocated by the owner for the installation of the guard rail posts. Prior to performing any driving or excavation, the contractor shall determine if any of the existing utilities, as shown by DigAlert markings, exist within 3 feet of the closest point of the planned excavation or post location. If any existing underground utilities are within 3 feet of the guard rail post or the excavation area, the Contractor shall carefully hand-dig and expose the utility to determine its exact location. If the existing utility is found to be in conflict with the planned guard rail post installation, the post shall be adjusted longitudinally to eliminate the conflict, as directed by the Engineer. In the event that the guard rail post cannot be adjusted so as to eliminate the conflict, the matter shall be brought to the attention of the Engineer.

Method of Payment:

Payment will be made at the contract bid price per linear foot for Metal Beam Guard Railing and shall be considered as full compensation for furnishing all labor, materials, tools, equipment and incidentals, and for doing all work involved in constructing the barrier, complete in place including excavation and backfilling barrier post holes and cable anchor assembly holes, the removal of existing metal beam guard railing and shoulder grading, and no additional compensation will be allowed therefor.

Full compensation for any work and materials necessary to accommodate the installation of metal beam guard railing and terminal systems including but not limited to acceptable fill material, compaction and grading work shall be considered as included in the contract price paid per linear foot for Metal Beam Guard Railing and no additional compensation shall be allowed therefor.

END ANCHOR ASSEMBLY (TYPE SFT):

End anchor assembly (Type SFT) shall be furnished and installed as shown on the plans, in conformance with the provisions of Section 83 of the Standard Specifications, the Standard Plans, these Special Provisions, and as directed by the Engineer.

Method of Payment:

Full compensation for furnishing all labor, materials, tools, equipment, and incidentals, and for doing all work involved in constructing the End Anchor Assembly, complete in place, including drilling anchor plate bolt holes in rail elements, driving steel foundation tubes, excavating for concrete anchor holes and disposing of surplus material, as shown on the plans, as specified in the

Standard Specifications and these Special Provisions, and as directed by the Engineer shall be considered as included in the contract price paid per linear foot for Metal Beam Guard Railing and no additional compensation will be allowed therefor.

TERMINAL SYSTEM (TYPE SRT):

Terminal system shall be furnished and installed as shown on the plans, in conformance with the provisions of Section 83 of the Standard Specifications, the Standard Plans, these Special Provisions, and as directed by the Engineer.

The allowable terminal system shall consist of one of the following or a County approved equal.

Terminal system (Type SRT) shall be an SRT-350 Slotted Rail Terminal (8-post system) as manufactured by Trinity Industries, Inc., and shall include items detailed for terminal system (Type SRT) shown on the plans. The SRT-350 Slotted Rail Terminal (8-post system) can be obtained from the manufacturer, Trinity Industries, Inc., P.O. Box 99, 950 West 400S, Centerville, UT 84014, Telephone (800) 772-7976.

The Contractor shall provide the Engineer with a Certificate of Compliance from the manufacturer in conformance with the provisions in Section 6-1.07, "Certificates of Compliance" of the Standard Specifications. The Certificate of Compliance shall certify that the terminal systems furnished conform to the contract plans and specifications, conform to the prequalified design and material requirements, and were manufactured in conformance with the approved quality control program.

Terminal systems shall be installed in conformance with the manufacturer's installation instructions and these requirements. Each terminal system installed shall be identified by painting the type of terminal system in neat black letters and figures 2 inches high on the backside of the rail element between system posts numbers 4 and 5.

For terminal system (Type SRT), the steel foundation tubes with soil plates attached shall be, at the Contractor's option, either driven, with or without pilot holes, or placed in drilled holes. Space around the steel foundation tubes shall be backfilled with selected earth, free of rock, placed in layers approximately 4 inches thick and each layer shall be moistened and thoroughly compacted. The wood terminal posts shall be inserted into the steel foundation tubes by hand and shall not be driven. Before the wood terminal posts are inserted, the inside surfaces of the steel foundation tubes to receive the wood posts shall be coated with a grease which will not melt or run at a temperature of 149° F or less. The edges of the wood terminal posts may be slightly rounded to facilitate insertion of the post into the steel foundation tubes.

Surplus excavated material remaining after the metal beam guard railing, end anchor assembly (type SFT), and terminal systems (type SRT) have been installed shall be disposed as provided in the 'Disposal of Excess Excavation or Materials' section of these special provisions, or if approved by the Engineer, in a uniform manner along the adjacent roadway where designated by the Engineer.

Method of Payment:

The contract unit price paid per each for Terminal System (Type SRT) shall include full compensation for furnishing all labor, materials, tools, equipment, and incidentals, and for doing all the work involved in furnishing and installing the terminal system, complete in place, including excavation, backfill and disposal of surplus material, as shown on the plans, as specified in the Standard Specifications and these Special Provisions, and as directed by the Engineer.

PLACING CONCRETE- CONCRETED-ROCK SLOPE PROTECTION:

The Contractor shall furnish and install concrete at the existing concreted-rock slope protection located at approximately Station 89+70 east of Clinton Keith Road; in conformance with the provisions in Section 72-5.04 "Placing Concrete," of the State Standard Specifications, these Special Provisions, the plans, and as directed by the Engineer.

The Concrete used shall be Class 3 in accordance with Section 90 "Portland Cement Concrete" of the Standard Specifications.

Method of Payment:

Full compensation for furnishing all labor, materials, tools, equipment, and incidentals, and for doing all work involved in placing concrete on existing concreted rock slope protection, complete in place as shown on the plans, as specified in the Standard Specifications and these Special Provisions, and as directed by the Engineer shall be considered as included in the contract price paid per cubic yard for Concrete (Concreted-Rock Slope Protection) and no additional compensation will be allowed therefor.

MISCELLANEOUS WORK (AS DIRECTED):

Miscellaneous Work (As Directed) shall consist of necessary work that is not included in other contract bid items, as determined by the Engineer. Miscellaneous work shall be performed as directed by the Engineer and in accordance with the applicable standards and specifications.

Method of Payment:

Payment for implementing miscellaneous work (as directed) will be paid for on a force account basis, in accordance with Section 9-1.03 of the Standard Specifications, up to the fixed bid price, for the work performed.

OBSTRUCTIONS:

Attention is directed to Sections 8-1.10, "Utility and Non-Highway Facilities", and 15, "Existing Highway Facilities" of the Standard Specifications and these Special Provisions.

Existing utility and privately owned facilities shall be protected in accordance with Section 7-1.11, "Preservation of Property" and these Special Provisions. The Contractor is also responsible to

protect those facilities that are to be relocated by others prior to or during construction, and shall protect those facilities in both their existing and their ultimate locations. The Contractor shall cooperate with owners and their Contractors of utility and privately owned facilities, for the relocation of said facilities, in accordance with Section 7-1.14, "Cooperation" of the Standard Specifications.

All water valves and covers, gas valves and covers, sewer manholes, survey monuments, survey markers and any other utility appurtenances shall be protected in place.

The Contractor's attention is directed to the existence of certain underground facilities that may require special precautions be taken by the Contractor to protect the health, safety and welfare of workmen and the public. Facilities requiring special precautions include, but are not limited to: conductors of petroleum products, oxygen, chlorine, and toxic or flammable gases; natural gas in pipe lines greater than 6 inches in diameter or pipe lines operating at pressures greater than 60 psi (gage); underground electric supply system conductors or cables either directly buried or in duct or conduit which do not have concentric neutral conductors or other effectively grounded metal shields or sheaths; and underground electrical conductors with potential to ground of more than 300 volts. The Contractor shall notify the Engineer at least twenty-four hours prior to performing any work in the vicinity of such facilities.

Attention is directed to the requirements of Government Code Sections 4216-4216.9 pertaining to existing utility facilities.

The Contractor shall assume that every house, building and lot within the project limits has utility service pipes and conductors (laterals), and that utility main and trunk facilities exist within the project limits. The Contractor shall determine if it is warranted to determine the exact location of these utility service laterals and existing main lines, unless directed by the Engineer to pot-hole at specific locations, or as otherwise required herein. The Contractor will not be directly reimbursed for determining the exact location of the utility main lines or services laterals but shall include any compensation for this work in the contract price paid for the various items of work. Any damage to existing main lines or service laterals for which pot-holing was not performed shall be considered damage due to not using reasonable care and the damage shall be repaired at the Contractor's expense.

The Contractor shall conduct his operations with the assumption that underground utility facilities exist within the project limits. The Contractor shall exercise caution and best construction practices for safety and for protection of underground facilities. The approximate locations of underground utility facilities, as shown on the plans, are based on information provided by the respective owners, listed below. The Contractor shall also utilize the markings of the regional notification center (Underground Service Alert), and above-ground utility appurtenances to determine the existence and approximate location of underground utilities.

No excavation shall be made within 4 feet of any underground utilities, as shown on the plans and/or marked by Underground Service Alert, unless and until such utilities have been positively located as to horizontal and vertical position. This requirement applies to all underground electric, natural gas, toxic or flammable gas, chlorine, oxygen or petroleum facilities.

Forty-eight hours prior to beginning construction, the Contractor shall notify the following agencies:

Underground Service Alert	800-227-2600
Southern California Edison Company	909-357-6221
Southern California Gas Company	909-335-7561
Eastern Municipal Water District	951-928-6107
Western Municipal Water District	951-928-6107
MWD	213-217-7663
Verizon Communications	951-925-6253
MCI Network Services	972-729-6016
Santa Diego RWQC Board	858-467-2952
AT & T California	714-666-5401
Time Warner Telecom	925-953-7093

Method of Payment:

Full compensation for all costs, including labor, equipment, materials and incidentals, required to comply with the requirements of this section above, including protection of water valves and covers, gas valves and covers, sewer manholes, survey monuments, survey markers and any other utility appurtenances, shall be considered as included in the various items of work, and no additional compensation will be allowed therefor.

Adjustments to Grade for Obstructions

The Contractor shall adjust to finish grade any valve covers encountered within the project limits, as required, for those utility valves that are provided with slip cans and are adjustable without the replacement of parts or the removal of concrete collars. In cases where the owning utility company insists upon upgrades in the standards, or when additional parts or the removal of concrete collars are required for the adjustment, said adjustment will be the responsibility of the owning utility company.

Communication and coordination with the owning utility company shall be the responsibility of the contractor.

For public safety, traffic shall not be allowed on temporary or permanent pavement until all manholes are either adjusted to grade or otherwise protected, as approved by the Engineer. The Contractor shall adjust to grade manholes and valves when and as necessary for the protection of the traveling public during construction, and shall coordinate all work on said facilities with the owning utility companies. This requirement is intended for traffic that is to be allowed on temporary surfaces during the course of construction. Final adjustment to grade will be the responsibility of the owning utility company, except as provided herein.

Said work shall be performed in accordance with Section 15-2.05A, "Frames, Covers, Grates, and Manholes" of the Standard Specifications. Full compensation for adjustment of valve covers shall be considered as included in the contract price paid for asphalt concrete, or applicable items of

work in the event that there is no asphalt concrete bid item, and no additional compensation will be allowed therefor.

All existing utility facilities shall be protected from damage by the Contractor's operations.

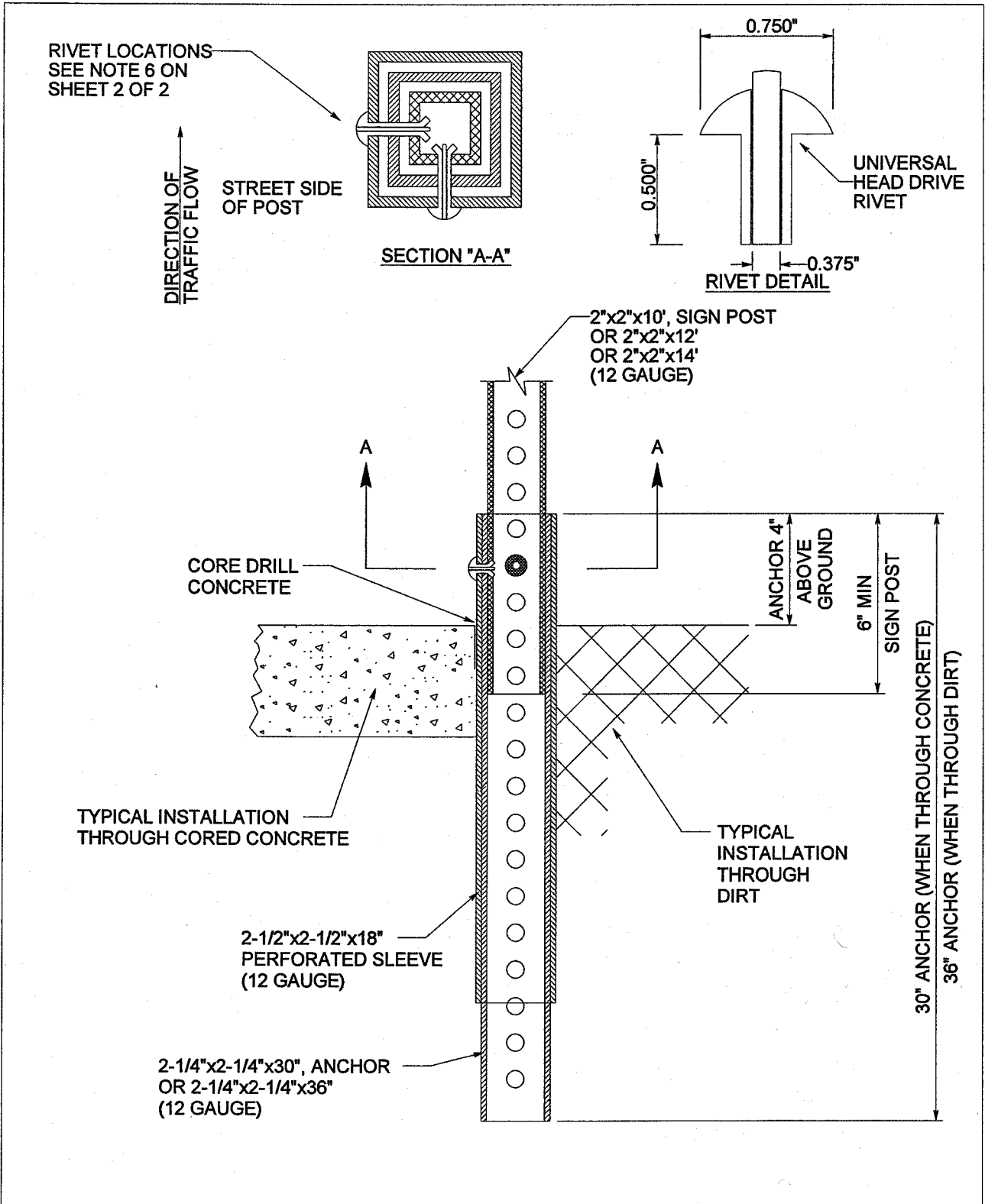
Unless otherwise provided herein, the owning utility companies will not be obligated to lower their surface utilities (manholes and valve covers) for Contractor's grading, grinding and/or paving operations. The contractor shall lower surface facilities, including manholes and valve covers, to facilitate construction, and the following shall apply:


1. Contractor shall coordinate all work with the utility owner.
2. Contractor shall be responsible for all costs and shall be responsible for any damage caused to the owner's facilities. If the Contractor observes any pre-existing damage to the utility facilities, the Contractor shall notify the Engineer and the utility owner of that damage prior to performing additional work on the facility.
3. Contractor shall, after removing grade rings and covers, arrange for pickup by, or delivery to, the owner's yard. Any and all concrete collars removed by the Contractor shall become the property of the Contractor, and shall be disposed of as specified elsewhere in these special provisions.
4. The Contractor is advised that he is responsible for ensuring that construction materials do not enter the utility owner's facilities. The Contractor shall install traffic bearing steel plates for this purpose, and provide all coordination and transportation necessary. It is recommended that the Contractor request the utility owner to provide such steel plates. If the Contractor provides steel plates, it shall be the Contractor's responsibility to coordinate with the utility owner for the return of the steel plates to the Contractor after final adjustment to grade. If the Contractor utilizes utility owner's steel plates, and if the Contract items of work include adjustment to final grade, the Contractor shall return the steel plates to the Utility owner's yard, or as otherwise arranged with the Utility owner.
5. Prior to paving or covering the plated utility facility, the Contractor shall tie-out the facility utilizing a method acceptable to the utility owner and provide notes and data of all covered facilities to both the utility owner and the Engineer.
6. The Contractor shall notify the utility owner, upon completion of the Contractor's work, when the utility owner may move in to make the final adjustments to grade.
7. The requirements for lowering of surface facilities shall not apply to vaults. The Contractor shall notify the utility owner of the need to make adjustments to such major facilities.
8. The Contractor is reminded that the utility facilities are owned by public and private utility companies that operate their facilities within public rights of way. The utility owner's preferences with regards to the handling of its facilities shall be complied with to the greatest extent feasible.

Method of Payment:

Full compensation for initial lowering of surface utilities facilities shall be considered as included in the contract price paid for asphalt concrete, or applicable items of work in the event that there is no asphalt concrete bid item, and no additional compensation will be allowed therefor.


REFERENCE DRAWINGS




APPROVED BY:								COUNTY OF RIVERSIDE					
DIRECTOR OF TRANSPORTATION JUAN C. PEREZ, RCE 49568								DATE				SIGN POST INSTALLATION	
REVISIONS		REV.	BY:	APR'D	DATE	REV.	BY:	APR'D	DATE	STANDARD No. 1222 (1 of 2)			
		1	JK	JP	08-05-10	4							
		2				5							
		3				6							

NOTES:

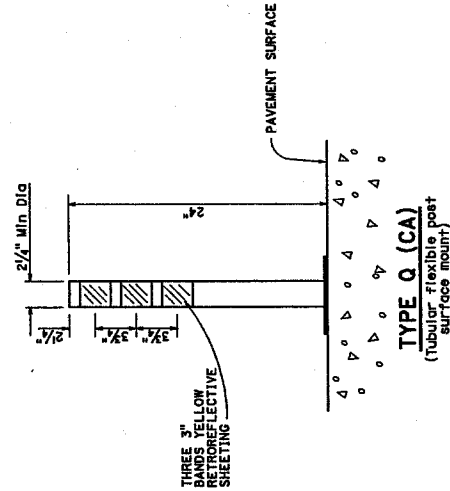
1. SQUARE PERFORATED STEEL TUBE POST WITH TWO PIECE ANCHOR AND SLEEVE, "TELESPAR", SHALL BE USED FOR ALL TRAFFIC CONTROL AND INFORMATIONAL SIGNS WITHIN ROAD RIGHT-OF-WAY.
2. THE NUMBER OF POSTS REQUIRED FOR SIGN INSTALLATION SHALL BE DETERMINED BY THE AREA OF THE SIGN OR COMBINATION OF SIGNS TO BE INSTALLED. A SINGLE POST SHALL BE USED WHERE BOTH THE LENGTH AND WIDTH ARE 48" OR LESS. DOUBLE POSTS SHALL BE USED WHERE EITHER THE LENGTH OR WIDTH EXCEEDS 48".
3. THE 2 PIECE ANCHOR AND SLEEVE ASSEMBLY SHALL CONSIST OF A 2 1/4" SQUARE BY 30" (THROUGH SIDEWALK) OR 36" (THROUGH SOIL) ANCHOR WITH A 2 1/2" SQUARE BY 18" SLEEVE. ALL SLEEVES AND ANCHORS SHALL BE 12 GAUGE.
4. THE ANCHOR AND SLEEVE ASSEMBLIES SHALL BE DRIVEN SIMULTANEOUSLY UNTIL ONLY 4" REMAINS ABOVE GROUND LEVEL.
5. ALL DIRT SHALL BE REMOVED FROM THE INSIDE TOP 6" MINIMUM OF THE ANCHOR ASSEMBLY TO ALLOW FOR THE INSTALLATION OF THE SIGN POST.
6. INSTALL 2" SQUARE SIGN POST MINIMUM 6" INTO THE ANCHOR ASSEMBLY AND SECURE IN PLACE WITH TWO 3/8" DRIVE RIVETS AS SHOWN. THE RIVETS SHALL BE INSTALLED ON THE SIDE FACING TRAFFIC FLOW AND THE SIDE OF APPROACHING TRAFFIC AS SHOWN IN ORDER TO ACHIEVE THE MAXIMUM BREAK-AWAY EFFECT.
7. INSTALLATION ACCORDING TO THESE REQUIREMENTS IS ESSENTIAL TO MAINTAIN BREAK-AWAY CHARACTERISTICS OF THE POST SYSTEM.
8. SEE STANDARD No's. 815 AND 816 FOR PLACEMENT OF SIGN POST.
9. ALL ANCHOR ASSEMBLIES SHALL BE CORE DRILLED THROUGH CONCRETE AND ASPHALT.
10. ALL SIGNS ATTACHED TO PERFORATED POSTS SHALL HAVE ZINC COATED OR S.S. WASHERS BEHIND THE RIVET THAT ARE LARGER THAN THE HEAD OF THE RIVET.
11. ALL REGULATORY, WARNING AND GUIDE SIGNS INSTALLED SHALL BE 0.080 INCHES IN THICKNESS.
12. ALL SIGNS 36" OR LARGER SHALL BE INSTALLED WITH BACK BRACES SPECIFICALLY DESIGNED FOR 2" SQUARE PERFORATED POSTS. (2" RISE)
13. IN SOME INSTANCES CONCRETE FOUNDATION MAY BE REQUIRED TO ENSURE PROPER STABILITY, THIS OPTION IS TO BE USED AT THE DISCRETION OF THE ENGINEER OR ONSITE INSPECTOR.

APPROVED BY:										COUNTY OF RIVERSIDE				
DIRECTOR OF TRANSPORTATION JUAN C. PEREZ, RCE 49568										DATE				
REVISIONS		REV.	BY:	APR'D	DATE	REV.	BY:	APR'D	DATE	STANDARD No. 1222 (2 of 2)				
		1	JK	JP	08-05-10	4								
		2				5								
		3				6								

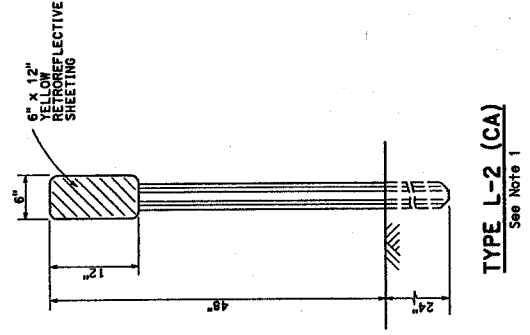
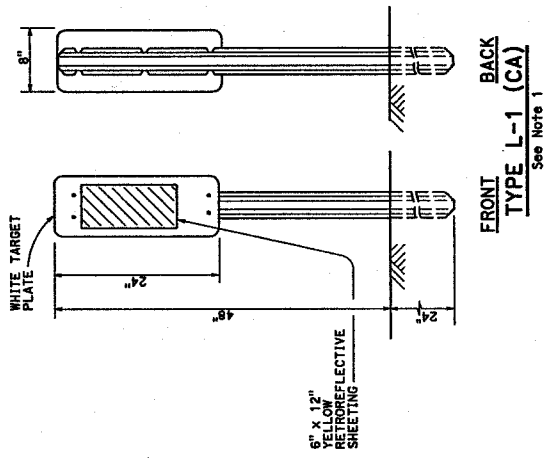
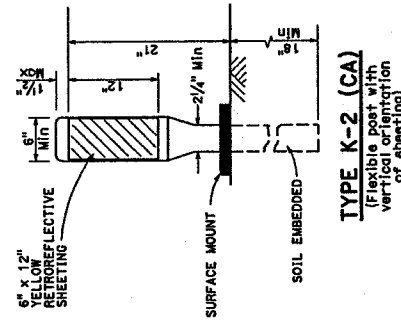
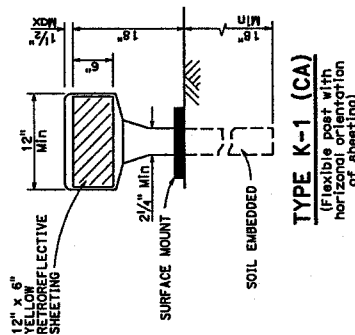
DIST	COUNTY	ROUTE	TOTAL PROJECT SHEETS



David E. Jones
 REGISTERED CIVIL ENGINEER
 MAY 20, 2011
 PLANS APPROVAL DATE
 THE STATE OF CALIFORNIA OR ITS OFFICERS
 OR AGENTS SHALL NOT BE RESPONSIBLE FOR ANY
 ERRORS OR OMISSIONS ON THIS PLAN SHEET.



NOTE:
1. See Standard Plan A73B for metal post details and additional markers.



STATE OF CALIFORNIA
DEPARTMENT OF TRANSPORTATION
OBJECT MARKERS
NO SCALE

A73A

0141	COUNTY	ROUTE	TOTAL SHEETS	SHEET NO.
				11

REGISTERED CIVIL ENGINEER
Donald D. Hill
 MAY 20, 2011
 PLANS APPROVAL DATE
 THE ENGINEER SHALL BE RESPONSIBLE FOR
 THE ACCURACY AND COMPLETENESS OF ALL
 DATA AND INFORMATION SUBMITTED
 ON THESE PLANS.

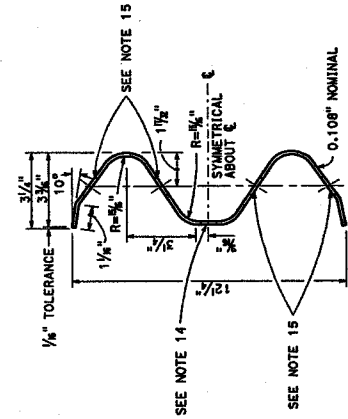
NOTES:

1. For details of steel post installations, see Standard Plan AT7A2.
2. For details of standard hardware used to construct guard railing, see Standard Plan AT7B1.
3. For details of wood posts and wood blocks used to construct guard railing, see Standard Plan AT7C1.
4. For additional installation details, see Standard Plan AT7C3.
5. Guard railing post spacing to be 6'-3" center to center, except as otherwise noted.
6. For guard railing typical layouts, see the AT7E, AT7F and AT7G Series of Standard Plans.
7. To connect railing to terminal system end treatment, transition the top of railing height at a ratio of 120:1 to terminal system end treatment height plus one 12'-6" standard railing section at the transitioned height for a horizontal connection to the end treatment.
8. For guard railing and anchor details, see Standard Plans AT7H and AT7I.
9. For details of guard railing transition to bridge railing, see Standard Plan AT7J4.
10. For additional details of guard railing connection to bridge railings, see Standard Plans AT7J1, AT7J2 and AT7K1.
11. For guard railing connection details to abutments and walls, see Standard Plan AT7J3.
12. Direction of adjacent traffic indicated by \blackrightarrow .
13. For typical guard railing delineation and dike positioning details, see Standard Plan AT7C4.
14. Slotted hole for bolted connection of rail element to block and post. See "Section Thru Rail Element".
15. Slotted holes for splice bolts to overlap ends of rail element. See "Section Thru Rail Element".
16. Additional hole in uppermost portion of line post is for potential future adjustments of railing height. See Standard Plan AT7C1.
17. Install posts in soil.

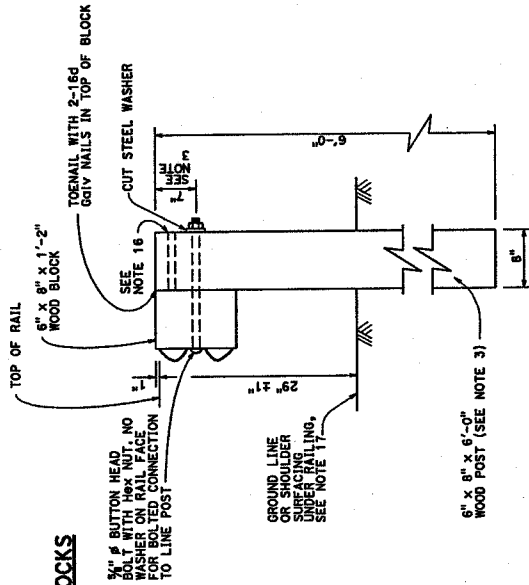
STATE OF CALIFORNIA
 DEPARTMENT OF TRANSPORTATION
**METAL BEAM GUARD RAILING
 STANDARD RAILING SECTION
 (WOOD POST WITH
 WOOD BLOCK)**

NO SCALE

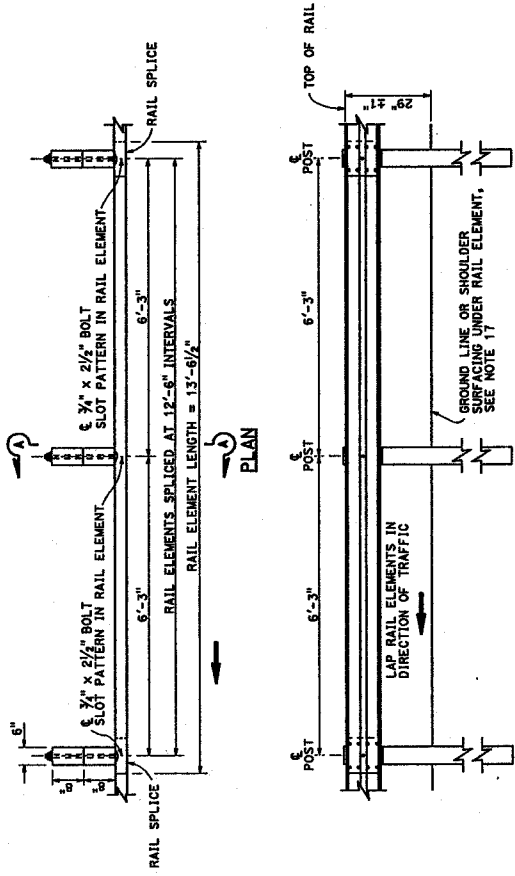
A77A1



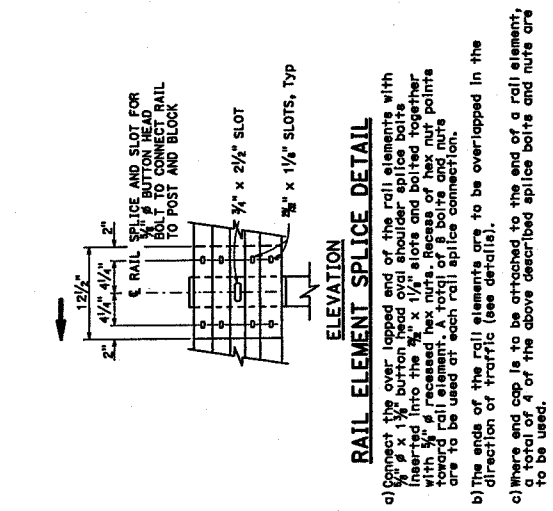
**SECTION THRU
 RAIL ELEMENT**



**SECTION A-A
 TYPICAL WOOD LINE
 POST INSTALLATION**
 See Note 4



METAL BEAM GUARD RAILING WITH WOOD POST AND BLOCKS



RAIL ELEMENT SPLICE DETAIL

- a) Connect the overlapped end of the rail element with splice bolts and nuts. The splice bolts and nuts are inserted into the 3/4" x 1/4" slots and bolted together with 3/4" recessed hex nuts. Recess of hex nut points toward rail element. A total of 8 bolts and nuts are to be used at each rail splice connection.
- b) The ends of the rail elements are to be overlapped in the direction of traffic (see details).
- c) Where end caps are to be attached to the end of a rail element, the end caps for 4 of the above described splice bolts and nuts are to be used.

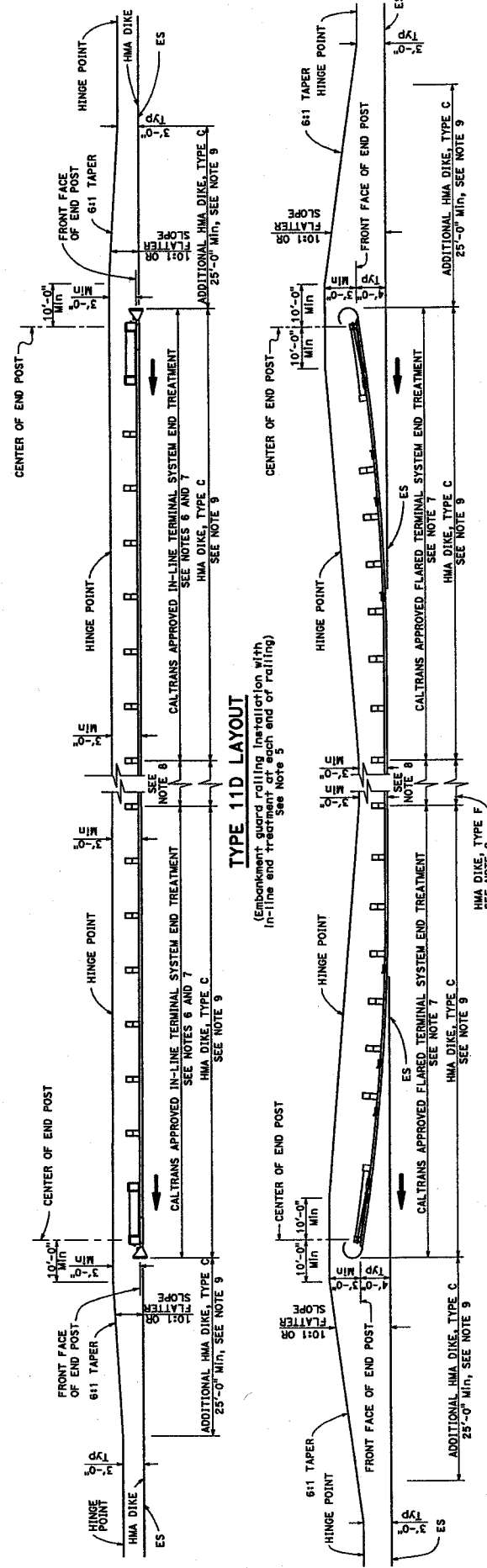
DIAM COUNTY ROUTE TOTAL PROJECT NO. SHEETS

REGISTERED CIVIL ENGINEER
Randall D. Hunt
 REGISTERED PROFESSIONAL ENGINEER
 No. 43200
 No. 43211

APPROVED FOR THE SHEET
 No. 43200
 No. 43211

PLANS APPROVAL DATE
 MAY 20, 2011

THE STATE OF CALIFORNIA OR ITS OFFICERS
 OR AGENTS SHALL HAVE NO LIABILITY OR OBLIGATION
 TO ANY PERSON OR ENTITY FOR ANY DAMAGE OR LOSS
 CAUSED BY THIS PLAN SHEET.



TYPE 11D LAYOUT
 (Embankment guard railing installation with in-line end treatment at each end of railing)
 See Note 5

TYPE 11E LAYOUT
 (Embankment guard railing installation with flared end treatment at each end of railing)
 See Note 5

**METAL BEAM GUARD RAILING
 TYPICAL LAYOUTS FOR
 EMBANKMENTS**

STATE OF CALIFORNIA
 DEPARTMENT OF TRANSPORTATION
 NO SCALE

A77E2

NOTES:

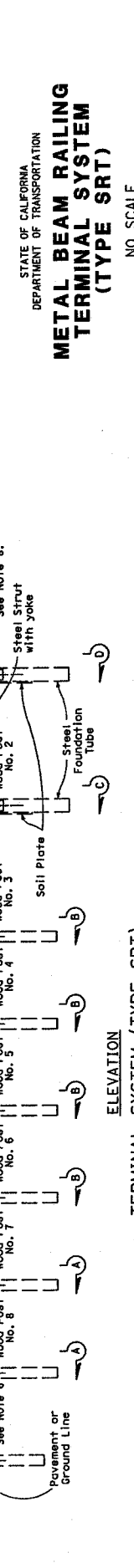
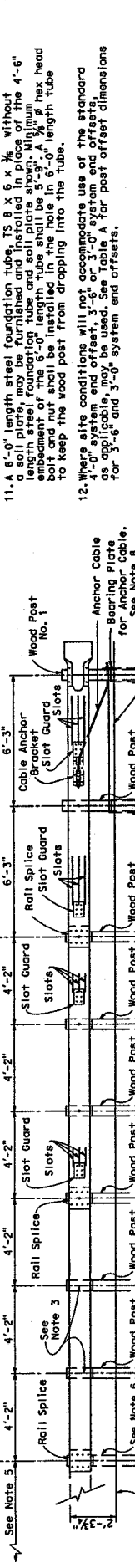
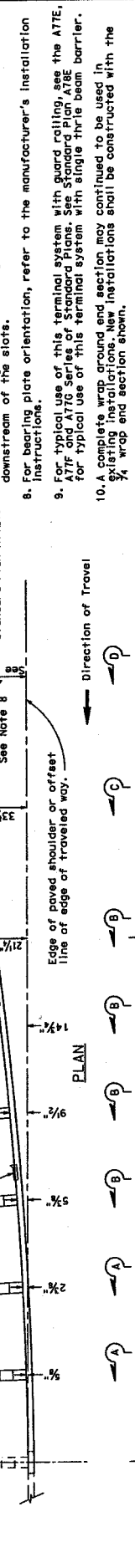
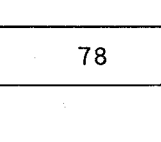
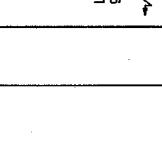

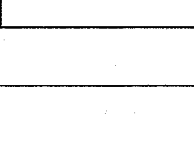

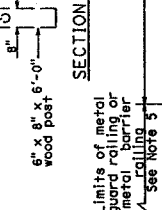
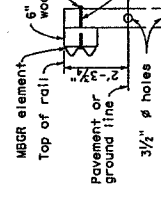
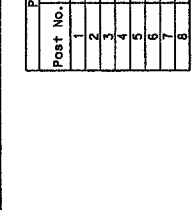

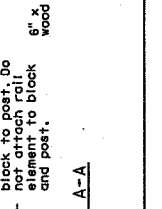

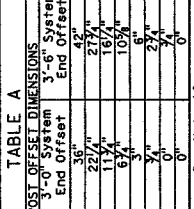
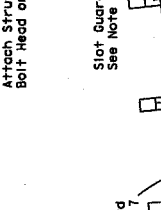
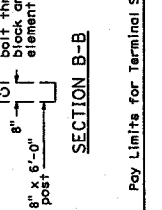
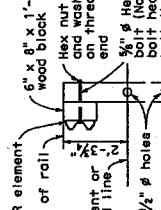

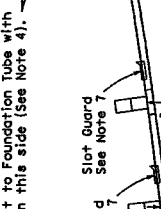
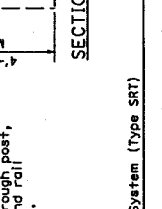
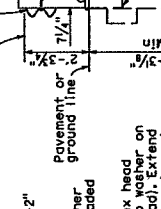
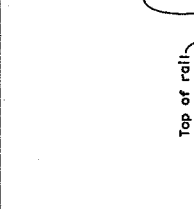
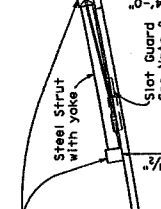
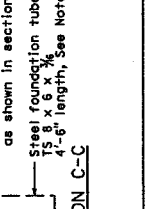

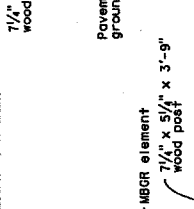
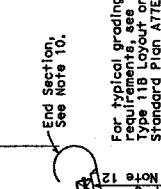
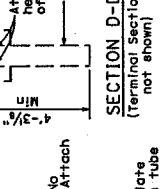
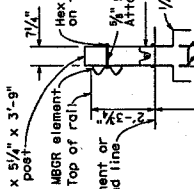

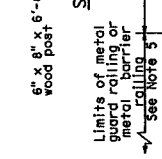
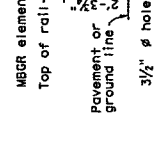
- Line post, blocks and hardware to be used are shown on Standard Plans A77A1, A77A2, A77B1, A77C1 and A77C2.
- Guard rail post spacing to be 6'-3" center to center, except as otherwise noted.
- Except as noted, line posts are 6" x 8" x 6'-0" wood with length, with 6" x 8" x 1'-2" notched wood blocks or plastic blocks may be used for 6" x 8" x 6'-0" wood post with 6" x 8" x 1'-2" wood blocks where applicable and when specified.
- Direction of adjacent traffic indicated by →.
- Layout Types 11D through 11L, shown on the A77E Series of Standard Plans, are typically used where guard railing is recommended to shield areas where a crashworthy end treatment is required for both directions of traffic.
- In-line Terminal System End Treatments are used where site conditions will not accommodate a flared end treatment.
- The type of terminal system end treatment to be used will be shown on the Project Plans.
- Dependent on site conditions (embankment height and side slope), construction of additional guard railing (length equal to multiples of 12'-6" with 6'-3" post spacing) may be advisable.
- Where placement of dikes is required with guard railing installations, see Standard Plan A77C4 for dike positioning details.

DIST.	COUNTY	ROUTE	TOTAL PROJECT	SHEET NO.	TOTAL SHEETS

REGISTERED CIVIL ENGINEER
 DATE: MAY 1, 2006
 EXPIRES: MAY 1, 2011
 No. 63000
 The State of California or its officers or agents shall not be responsible for the accuracy or completeness of information contained in this plan.

TABLE A
 POST OFFSET DIMENSIONS
 3-6 System

Post No.	End Offset
1	36"
2	27"
3	11"
4	6 1/2"
5	6"
6	4"
7	0"
8	0"



NOTES:

- For additional details of Terminal System (Type SRT), refer to the manufacturer's installation instructions.
- The post offset dimensions are given to the center of the traffic face of the post. The center of the post is the center of the traffic face of the post. Offset points are to be located by chord measurements at the back of the rail equal to the nominal post spacings shown. Posts are to be set approximately radial to the railing at each post locations.
- Do not attach rail elements to posts 7 and 8.
- Attach strut to post Nos. 1 and 2 foundation tubes with 5/8" diameter hex head bolts. The bolts shall extend through the strut, steel foundation tube, and wood posts.
- For the length and type of metal beam guard railing or metal barrier railing the terminal system is attached to, see the Project Plans.
- Attach rail element to this post and block. Payment for this post, block and hardware is included in payment for the type of railing or barrier the terminal system is attached to, not part of payment for Terminal System (Type SRT).
- The deflector angle of the slots is to be positioned immediately downstream of the slots.
- For bearing plate orientation, refer to the manufacturer's installation instructions.
- For typical use of this terminal system with guard railing, see the AT7E, AT7F and AT7G Series of Standard Plans. See Standard Plan AT8E for typical use of this terminal system with single file beam barrier.
- A complete wrap around end section may be used in existing installations. New installations shall be constructed with the 3/4" wrap end section shown.
- A 6'-0" length steel foundation tube, TS 8 x 6 x 3/4" without a soil plate, may be furnished and installed in place of the 4'-6" length steel foundation tube and soil plate shown. Minimum hex head embedment of the 6'-0" length tube shall be 6'-0" length tube to keep the wood post from dropping into the tube.
- Where site conditions will not accommodate use of the standard 4'-6" system end offsets, the manufacturer's end offsets shall be used. See Table A for post offset dimensions for 3'-6" and 3'-0" system end offsets.

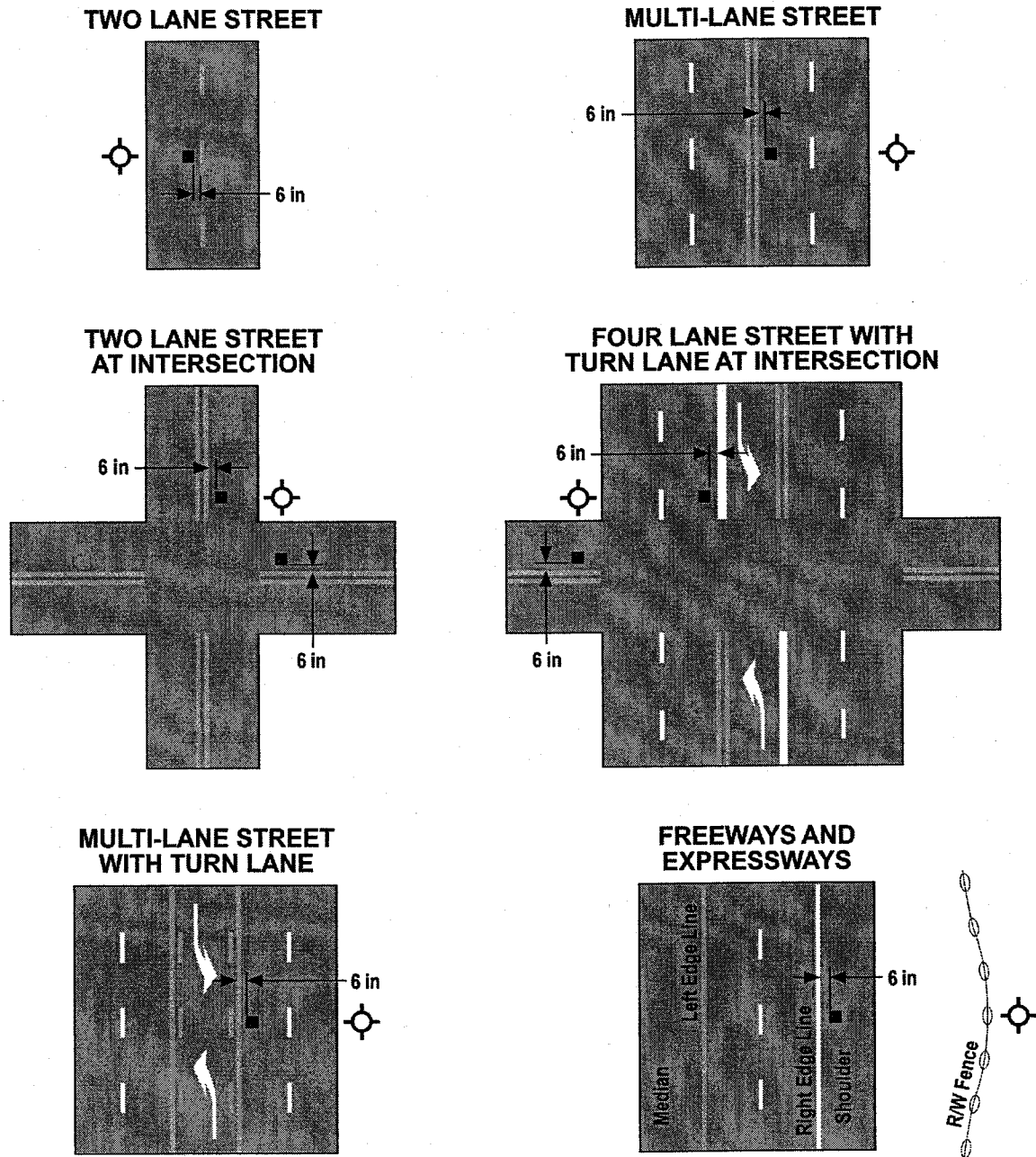
A77L1

STATE OF CALIFORNIA
 DEPARTMENT OF TRANSPORTATION
**METAL BEAM RAILING
 TERMINAL SYSTEM
 (TYPE SRT)**

NO SCALE

TERMINAL SYSTEM (TYPE SRT)
 (8 Post System)
 See Note 9

Figure 3B-102 (CA). Examples of Fire Hydrant Location Pavement Markers



LEGEND

 Fire Hydrant
  Blue Retroreflective Raised Pavement Marker

NOT TO SCALE



OFFICE OF
CLERK OF THE BOARD OF SUPERVISORS
1st FLOOR, COUNTY ADMINISTRATIVE CENTER
P.O. BOX 1147, 4080 LEMON STREET
RIVERSIDE, CA 92502-1147
PHONE: (951) 955-1060
FAX: (951) 955-1071

KECIA HARPER-IHEM
Clerk of the Board of Supervisors

KIMBERLY A. RECTOR
Assistant Clerk of the Board

June 20, 2013

THE PRESS ENTERPRISE
ATTN: LEGALS
PO BOX 792
RIVERSIDE, CA 92501

FAX (951) 368-9018
E-MAIL: legals@pe.com

RE: NOTICE INVITING BIDS: TENAJA RD C2-0143

To Whom It May Concern:

Attached is a copy for publication in your newspaper for **TEN (10) TIMES:**

Sunday	- June 23, 2013	Friday	- June 28, 2013
Monday	- June 24, 2013	Saturday	- June 29, 2013
Tuesday	- June 25, 2013	Sunday	- June 30, 2013
Wednesday	- June 26, 2013	Monday	- July 1, 2013
Thursday	- June 27, 2013	Tuesday	- July 2, 2013

We require your affidavit of publication immediately upon completion of the last publication.

Your invoice must be submitted to this office in duplicate, WITH TWO CLIPPINGS OF THE PUBLICATION.

NOTE: PLEASE COMPOSE THIS PUBLICATION INTO A SINGLE COLUMN FORMAT.

Thank you in advance for your assistance and expertise.

Sincerely,

Cecilia Gil

Board Assistant to:
KECIA HARPER-IHEM, CLERK OF THE BOARD

Gil, Cecilia

From: mtinajero@pe.com on behalf of Master, PEC Legals <legalsmaster@pe.com>
Sent: Thursday, June 20, 2013 9:16 AM
To: Gil, Cecilia
Subject: Re: [Legals] FOR PUBLICATION: Bids for TENAJA RD

Received for publication from June 23 to July 2. Proof with cost to follow.

Thank You!



Publisher of The Press-Enterprise
Inland Southern California's News Leader

Legal Advertising
Phone: 1.800.880.0345
Fax: 951.368.9018
E-mail: legals@pe.com

Please Note: Deadline is 10:30 AM two (2) business days prior to the date you would like to publish.
****Additional days required for larger ad sizes****

On Thu, Jun 20, 2013 at 8:37 AM, Gil, Cecilia <CCGIL@rcbos.org> wrote:

Good morning! Attached is a Notice Inviting Bids, for publication from June 23 to July 2, 2013. Please confirm.
THANK YOU!

Cecilia Gil

Board Assistant to the
Clerk of the Board of Supervisors
[951-955-8464](tel:951-955-8464)

THE COUNTY ADMINISTRATIVE CENTER IS CLOSED EVERY FRIDAY UNTIL FURTHER NOTICE.

PLEASE CONSIDER THE ENVIRONMENT BEFORE PRINTING.

NOTICE INVITING BIDS

County of Riverside, herein called Owner, invites sealed proposals for:

Tenaja Road Resurfacing Project

Between Sierra Ellena Road And Clinton Keith Road

La Cresta Area Project No. C2-0143

Proposal shall be delivered to the Riverside County Transportation Department, 14th Street Annex, 3525 14th Street, Riverside, California 92501, telephone (951) 955-6780 not later than 2:00 p.m., on **Wednesday, July 10, 2013**, to be promptly opened in public at said address. Each proposal shall be in accordance with plans, specifications, and other contract documents, dated **May 2013**, and prepared by County of Riverside, whose address is same as the above, from whom they may be obtained upon deposit of **\$35** per set plus mailing. No refund. Prospective bidders may preview the plans, specifications and other contract documents, at no charge prior to purchase, at the above noted location.

The Contractor is required to have a Class "A" or C-12 license at the time of bid submission.

Engineering Estimate	\$894,000.00 - \$1,040,000.00
Bid Bond	10%
Performance Bond	100%
Payment Bond	100%
Working Days	30 Working Days

Dated: June 20, 2013

Kecia Harper-Ihem, Clerk of the Board
By: Cecilia Gil, Board Assistant



THE PRESS-ENTERPRISE **pe.com**



WEEKLY



HS

e-MEDIA waves

LANDSOCAL

10	11	12	13	15	16	17	18	19	20
DATE	REFERENCE NUMBER	DESCRIPTION - OTHER COMMENTS/CHARGES	PRODUCT/ZONE	SIZE	BILLED UNITS	TIMES RUN	RATE	GROSS AMOUNT	NET AMOUNT
06/23/2013	I01075258-06232013	NOTICE INVITING BIDS County of Rive	Press-Enterprise	2 x 46 LI	92	1	1.29	118.30	118.30
06/24/2013	I01075258-06232013	NOTICE INVITING BIDS County of Rive	Press-Enterprise	2 x 46 LI	92	1	1.19	109.20	109.20
06/25/2013	I01075258-06232013	NOTICE INVITING BIDS County of Rive	Press-Enterprise	2 x 46 LI	92	1	1.19	109.20	109.20
06/26/2013	I01075258-06232013	NOTICE INVITING BIDS County of Rive	Press-Enterprise	2 x 46 LI	92	1	1.19	109.20	109.20
06/27/2013	I01075258-06232013	NOTICE INVITING BIDS County of Rive	Press-Enterprise	2 x 46 LI	92	1	1.19	109.20	109.20
06/28/2013	I01075258-06232013	NOTICE INVITING BIDS County of Rive	Press-Enterprise	2 x 46 LI	92	1	1.19	109.20	109.20
06/29/2013	I01075258-06232013	NOTICE INVITING BIDS County of Rive	Press-Enterprise	2 x 46 LI	92	1	1.19	109.20	109.20
06/30/2013	I01075258-06232013	NOTICE INVITING BIDS County of Rive	Press-Enterprise	2 x 46 LI	92	1	1.19	109.20	109.20
07/01/2013	I01075258-06232013	NOTICE INVITING BIDS County of Rive	Press-Enterprise	2 x 46 LI	92	1	1.19	109.20	109.20
07/02/2013	I01075258-06232013	NOTICE INVITING BIDS County of Rive	Press-Enterprise	2 x 46 LI	92	1	1.19	109.20	109.20

Order Placed by: Cecilia Gil

**RECEIVED RIVERSIDE COUNTY
CLERK / BOARD OF SUPERVISORS
2013 JUL - 9 PM 12:29**

*Transp.
3-63 of 06/18/13*

Legal Advertising Invoice

BALANCE
\$1,101.10

SALES CONTACT INFORMATION		ADVERTISER INFORMATION			
1	25	5	7	2	
Maria Tinajero 951-368-9225	BILLING PERIOD 07/02/2013 - 07/02/2013	BILLED ACCOUNT NUMBER 100141323	ADVERTISER/CLIENT NUMBER 100141323	ADVERTISER/CLIENT NAME BOARD OF SUPERVISORS	

PLEASE DETACH AND RETURN THIS PORTION WITH YOUR REMITTANCE

2			ADVERTISER/CLIENT NAME		
			BOARD OF SUPERVISORS		
1	6	7			
BILLING PERIOD	BILLED ACCOUNT NUMBER	ADVERTISER/CLIENT NUMBER			
07/02/2013 - 07/02/2013	100141323	100141323			
23	24	3			
BALANCE	INVOICE NUMBER	TERMS OF PAYMENT			
\$1,101.10	101075258-06232013	DUE UPON RECEIPT			



Legal Advertising Invoice

8 BILLING ACCOUNT NAME AND ADDRESS

9 REMITTANCE ADDRESS

BOARD OF SUPERVISORS
COUNTY OF RIVERSIDE
P.O. BOX 1147
RIVERSIDE, CA 92502

Enterprise Media
POST OFFICE BOX 12009
RIVERSIDE, CA 92502-2209

THE PRESS-ENTERPRISE

3450 Fourteenth Street
Riverside, CA 92501-3878
951-684-1200
951-368-9018 FAX

PROOF OF PUBLICATION (2010, 2015.5 C.C.P)

Publication(s): The Press-Enterprise

PROOF OF PUBLICATION OF


Ad Desc.: /

I am a citizen of the United States. I am over the age of eighteen years and not a party to or interested in the above entitled matter. I am an authorized representative of THE PRESS-ENTERPRISE, a newspaper in general circulation, printed and published daily in the County of Riverside, and which newspaper has been adjudicated a newspaper of general circulation by the Superior Court of the County of Riverside, State of California, under date of April 25, 1952, Case Number 54446, under date of March 29, 1957, Case Number 65673, under date of August 25, 1995, Case Number 267864, and under date of February 4, 2013, Case Number RIC 1215735; that the notice, of which the annexed is a printed copy, has been published in said newspaper in accordance with the instructions of the person(s) requesting publication, and not in any supplement thereof on the following dates, to wit:

06/23, 06/24, 06/25, 06/26, 06/27, 06/28, 06/29, 06/30, 07/01,
07/02/2013

I certify (or declare) under penalty of perjury that the foregoing is true and correct.

Date: July 02, 2013
At: Riverside, California



BOARD OF SUPERVISORS
COUNTY OF RIVERSIDE
P.O. BOX 1147
RIVERSIDE, CA 92502

Ad Number: 0001075258-01

P.O. Number:

Ad Copy:

NOTICE INVITING BIDS

County of Riverside, herein called Owner, invites sealed proposals for:

Tenaja Road Resurfacing Project

Between Sierra Eilena Road And Clinton Keith Road

La Cresta Area Project No. C2-0143

Proposal shall be delivered to the Riverside County Transportation Department, 14th Street Annex, 3525 14th Street, Riverside, California 92501, telephone (951) 955-6780 not later than 2:00 p.m., on Wednesday, July 10, 2013, to be promptly opened in public at said address. Each proposal shall be in accordance with plans, specifications, and other contract documents, dated May 2013, and prepared by County of Riverside, whose address is same as the above, from whom they may be obtained upon deposit of \$35 per set plus mailing. No refund. Prospective bidders may preview the plans, specifications and other contract documents, at no charge prior to purchase, at the above noted location.

The Contractor is required to have a Class 'A' or C-12 license at the time of bid submission.

Engineering Estimate	\$894,000.00 - \$1,040,000.00
Bid Bond	10%
Performance Bond	100%
Payment Bond	100%
Working Days	30 Working Days

Dated: June 20, 2013
Kecia Harper-Ihem, Clerk of the Board
By: Cecilia Gil, Board Assistant

6/23 - 7/2