


**COUNTY OF RIVERSIDE
STATE OF CALIFORNIA**



**ENGINEER'S REPORT
FISCAL YEAR 2013-2014**

FOR

**LANDSCAPING AND LIGHTING MAINTENANCE
DISTRICT NO. 89-1-CONSOLIDATED**

VOLUME 3

**STREET LIGHTING ZONES 2, 3, 4, 9, 11, 12, 13, 14, 16,
20, 21, 22, 25, 29, 30, 31, 36, 37, 38, 42, 43, 44, 45, 46, 47,
48, 52, 53, 54, 55, 56, 57, 58, 61, 64, 65, 66, 67, 68, 72, 74,
75, 76, 78, 81, 82, 85, 89, 95, 97, 99, 101, 103, AND 104**

Prepared by
Psomas
1500 Iowa Ave., Ste. 210
Riverside, CA 92507
(951) 787-8421

JUNE 2013

AGENCY: COUNTY OF RIVERSIDE TRANSPORTATION DEPARTMENT

**PROJECT: LANDSCAPING AND LIGHTING MAINTENANCE DISTRICT
NO. 89-1-CONSOLIDATED**

**TO: BOARD OF SUPERVISORS
COUNTY OF RIVERSIDE
STATE OF CALIFORNIA**

**ENGINEER'S REPORT
FISCAL YEAR 2013-14**

**"LANDSCAPING AND LIGHTING ACT OF 1972", DIVISION 16 OF THE
STREETS AND HIGHWAYS CODE OF THE STATE OF CALIFORNIA**

Pursuant to the provisions of Section 22565 through 22574 of the Landscaping and Lighting Act of 1972, said act being Part 2 of Division 15 of the Streets and Highways Code of the State of California, Section 4 of Article XIID of the California Constitution, and direction from the Board of Supervisors of Riverside County, California submitted herewith is the Report for Landscaping and Lighting Maintenance District No. 89-1-Consolidated ("L&LMD No. 89-1-C") consisting of five (5) parts:

WHEREAS, the Board of Supervisors of the County of Riverside, State of California, did, pursuant to the provisions of the "Landscaping and Lighting Act of 1972", being Division 15 of the Streets and Highways Code of the State of California, adopt Resolution No. 94-389 to initiate proceedings to form a special assessment district known and designated as:

Landscaping and Lighting Maintenance District No. 89-1-Consolidated (herein referred to as "District"); and,

WHEREAS, the Board of Supervisors, did direct the appointed Engineer to make and file an annual "Report", in accordance with Article 4 (commencing with Section 22565) of Chapter 1 of Part 2 of Division 15 of the Streets and Highways Code, being an article of the aforementioned Landscaping and Lighting Act of 1972.

WHEREAS, Section 22567 of said Article 4 states the "Report" shall consist of the following;

- a. Maintenance plans for the streetlight improvements
- b. An estimate of the costs for the provision of electricity
- c. A diagram for the assessment district
- d. An assessment of the estimated costs for the provision of electricity

I do hereby assess and apportion the total amount of the costs and expenses upon the several parcels of land within said designated area liable therefore and benefited thereby, in proportion to the estimated benefits that each parcel receives, respectively, from said services.

NOW, THEREFORE, I, the appointed ENGINEER, acting on behalf of the County of Riverside Transportation Department, pursuant to the "Landscaping Act of 1972", do hereby submit the following:


1. Pursuant to the provisions of law the costs and expenses of the District have been assessed upon the parcels of land in the District benefited thereby in direct proportion and relation to the estimated benefits to be received by each of said parcels. For particulars as to the identification of said parcel, reference is made to the Assessment Diagram, a reduced copy of which is included herein.
2. As required by law, a Diagram is filed herewith, showing the District, as well as the boundaries and dimensions of the respective parcels and subdivisions of land within said District as the same exist each of which subdivisions of land or parcels or lots, respectively, have been given a separate number upon said Diagram and in the Assessment Roll contained herein.
3. The separate numbers given the subdivisions and parcels of land, as shown on said Assessment Diagram and Assessment Roll, correspond with the numbers assigned to each parcel by the Riverside County Assessor. Reference is made to the County Assessment Roll for a description of the lots or parcels.
4. There are no parcels or lots within Street Lighting Zones 2, 3, 4, 9, 11, 12, 13, 14, 16, 20, 21, 22, 25, 29, 30, 31, 36, 37, 38, 42, 43, 44, 45, 46, 47, 48, 52, 53, 54, 55, 56, 57, 58, 61, 64, 65, 66, 67, 68, 72, 74, 75, 76, 78, 81, 82, 85, 89, 95, 97, 99, 101, 103, and 104 that are owned by a federal, state or other local governmental agency that will benefit from the services to be provided by the assessments to be collected.

In conclusion, it is my opinion that the assessments for Landscaping and Lighting Maintenance District No. 89-1-Consolidated have been spread in direct accordance with the benefits that each parcel receives from the items being financed.

DATED this 2nd day of July, 2013



PSOMAS



BRUCE W. KIRBY
PROFESSIONAL CIVIL ENGINEER 42393
ENGINEER OF WORK
COUNTY OF RIVERSIDE
STATE OF CALIFORNIA

TABLE OF CONTENTS

PART I PLANS AND SPECIFICATIONS PAGE I - 1

An Executive Summary of the procedures for the preparation of the Engineer's Report, a breakdown of the number of zones and locations within L&LMD No. 89-1-C, a history of each zone and location as well as description of improvements and maintenance information within L&LMD No. 89-1-C.

Executive Summary

A.	Introduction	I - 1
B.	Breakdown	I - 2
C.	Changes in Organization	I - 3
D.	Description of Improvements	I - 4
E.	Maintenance Plans	I - 11

PART II METHOD OF APPORTIONMENT PAGE II - 1

A narrative of the property benefits from the improvements and the method of calculating each property's proportional special benefit and annual assessment.

PART III COST ESTIMATES PAGE III - 1

An estimate of the cost of the streetlight services including incidental costs and expenses in connection therewith for fiscal year 2013-14, is as set forth on the lists thereof, attached hereto.

PART IV ASSESSMENT DIAGRAMS PAGE IV - 1

A diagram showing the District, the lines and dimensions of each parcel of land within said District, as the same exists on the maps of the Assessor of Riverside County for fiscal year 2013-14, is filed in the Office of the Riverside County Transportation Department. A reduced copy thereof is filed herewith and made a part hereof. Any changes in organization for said District (i.e. annexation) is discussed in Part I.

PART V ASSESSMENTS PAGE V - 1

Assessment Roll

PART I – VOLUME 3
PLANS AND SPECIFICATONS
FISCAL YEAR 2013-14
LANDSCAPING AND LIGHTING MAINTENANCE DISTRICT
NO. 89-1-CONSOLIDATED
COUNTY OF RIVERSIDE, CALIFORNIA

EXECUTIVE SUMMARY

A. Introduction

This Combined Annual Engineer's Report is prepared in compliance with the requirements of Article 4, Chapter 1, of the Landscaping and Lighting Act of 1972 (hereinafter referred to as the "Act"), which is Part 2, Division 15 of the California Streets and Highways Code.

Since the Passage of Proposition 218, Right to Vote on Taxes Act, which added Articles XIII C and XIII D to the California Constitution, new procedures must be followed to levy annual assessments under the Landscaping and Lighting Act.

Proposition 218 requires that all annual assessments be supported by a detailed Engineer's Report (hereinafter referred to as the "Report") prepared by a registered professional engineer. The Report includes the information required by law.

The Act provides for the annual levy of assessments for the Landscaping and Lighting Maintenance District No. 89-1-Consolidated (hereinafter referred to as the District and Zones) for the express purpose of installing, maintaining, and servicing landscaping, trails, fossil filters, bio-swales, streetlights, traffic signals, bridge lights, and graffiti abatement improvements. The costs associated with the installation, maintenance, and servicing of the improvements may be assessed against those properties which are specially benefited by the installation, maintenance, and servicing. A County may levy annual assessments for an assessment district after complying with the requirements of the Act, and the provisions in Proposition 218.

The County initiates proceedings for the annual levy of assessments by passing a resolution, which proposes the annual levy under the Act. This resolution also describes the improvements, describes the location of the District, and finally orders an engineer, who is a registered professional engineer, certified by the State of California, to prepare and file a detailed report.

The report prepared by the engineer must include maintenance plans for the improvements. The Report must also include an estimate of the costs of the improvements, a diagram, i.e., map of the District showing the boundary of the District, and an assessment of the estimated costs of the improvements against the parcels or lots which benefit from the improvements. Once the report is completed it is presented to the County Board of Supervisors for its review and approval as presented, or it may be modified and approved.

After the report is preliminarily approved, the County Board of Supervisors may adopt a Resolution of Intention, which declares its intent to levy the annual assessments against parcels within the existing District, describes the improvements, and refers to the Report for details of the District. The Resolution of Intention also sets a time and place for a hearing on the annual levy of assessments for the District.

In accordance with Proposition 218, property owners of the assessed parcels must approve any new or increased assessments. Zones included in this Report have been previously approved by property owners in accordance with Proposition 218.

B. Breakdown

Currently there are 138 locations within 116 L&LMD No. 89-1-C Zones: 54 street lighting assessment zones (54 locations) and 62 assessment zones (84 locations), encompassing approximately 10,661 parcels.

There are 47 maintained locations within the County 1 dormant location, and 29 locations within the County, which have no improvements and are, therefore, not yet maintained, exclusive of street lighting zones.

The Combined Annual Engineer's Report will cover the 138 existing Zones. New or pending Zones that will be approved for fiscal year 2013-14, will be presented to the Board of Supervisors under separate reports.

Total number of Locations: 138

 Street Lighting Assessment Zones: 54 (54 locations)

 Assessment Zones: 62 (84 locations)

Total number of Maintained Locations: 48, within 33 Assessment Zones

Total number of Maintained Street Lighting Zones: 43

Total number of Parcels: 10,661

Total number of Maintained Trees: 3,863

Total number of Maintained Fossil Filters: 72

Total number of Maintained Streetlights: 587

Total number of Maintained Traffic Signals: 7

Total number of Maintained Bridge Lights: 0

The designation of the existing District and Zones is as follows:

Volumes:

Volume 1: Zones 1, 3, 8, 10, 11, 15, 19, 24, 26, 28, 29, 31, 36, 39, 43, 44, 45, 53, 55, 57, 58, 66, 68, 72, 74, 83, 84, 86, 87, 89, 91, 92, 94, and 97

Volume 2: Zones 100, 103, 109, 110, 112, 119, 123, 124, 135, 138, 145, 146, 148, 149, 152, 153, 154, 155, 157, 160, 161, 162, 164, 166, 168, 171, 172, and 174

Volume 3: Street Lighting Zones 2, 3, 4, 9, 11, 12, 13, 14, 16, 20, 21, 22, 25, 29, 30, 31, 36, 37, 38, 42, 43, 44, 45, 46, 47, 48, 52, 53, 54, 55, 56, 57, 58, 61, 64, 65, 66, 67, 68, 72, 74, 75, 76, 78, 81, 82, 85, 89, 95, 97, 99, 101, 103, and 104.

Assessment Units:

Acreage based: Zones 1, 10, 83, 87, 89, 94, 123, 124, 138, 145, 146, 148, 149, 152, 153, 154, 155, 157, 161, 164, 166, 171, and 174, and Street Lighting Zones 9, 11, 12, 13, 16, 22, 25, 29, 30, 31, 36, 37, 38, 42, 44, 45, 46, 47, 48, 52, 53, 54, 55, 56, 57, 58, 61, 64, 65, 66, 67, 68, 72, 74, 75, 76, 78, 81, 82, 85, 89, 95, 97, 99, 101, 103, and 104.

Parcel based: Zones 3, 11, 15, 19, 24, 26, 28, 29, 31, 36, 39, 43, 44, 45, 53, 55, 57, 58, 66, 68, 72, 74, 84, 86, 91, 92, 97, 100, 103, 109, 110, 112, 119, 162, 168, and 172, and Street Lighting Zones 2, 3, 4, 14, 20, 21, and 43.

EDU based: Zones 8 and 135.

Maintained Zones/Locations: Zone 1, Zone 3 Locations 2, 9, and 48, Zone 8, Zone 10, Zone 11 Locations 1 and 2, Zone 15 Locations 1 through 4, Zone 19, Zone 24 Locations 1 through 3, Zone 26 Locations 1 through 5, Zone 28, Zone 29 Location 1, Zone 31 Locations 1 and 2, Zone 36 Locations 1 and 2, Zone 39, Zone 43, Zone 44 Locations 2D and 2G, Zone 45, Zone 53, Zone 55, Zone 57, Zone 58, Zone 74, Zone 89, Zone 94, Zone 97, Zone 100, Zone 123, Zone 135, Zone 138, Zone 146, Zone 149, Zone 154, Zone 155, and Zone 157, and Street Lighting Zones 3, 4, 9, 13, 14, 16, 20, 21, 22, 25, 29, 30, 31, 36, 37, 38, 42, 43, 44, 45, 47, 48, 52, 53, 54, 56, 57, 61, 64, 65, 66, 67, 74, 75, 76, 78, 81, 82, 85, 89, 95, 97, and 101.

Not Yet Maintained Zones/Locations (improvements have not yet been installed and/or accepted for maintenance): Zone 3 Location 44, Zone 26 Location 6, Zone 31 Location 3, Zone 44 Locations 2B, 2C, 3A, and 3D, Zone 66, Zone 68, Zone 72, Zone 84, Zone 86, Zone 87, Zone 91, Zone 92, Zone 103, Zone 109, Zone 110, Zone 112, Zone 119, Zone 124, Zone 145, Zone 148, Zone 152, Zone 153, Zone 160, Zone 161, Zone 162, Zone 164, Zone 166, Zone 168, Zone 171, Zone 172, and Zone 174, and Street Lighting Zones 2, 11, 12, 46, 55, 58, 68, 72, 99, 103, and 104.

Zones with Dormant Improvements: Zones 83, 154, 160, and 171, and Street Lighting Zones 2, 11, 12, 46, and 72.

Zero Assessment: Zone 26 Location 6, Zone 31 Location 3, Zone 44 Locations 2B, 2C, and 3A, Zone 68, Zone 72, Zone 83, Zone 84, Zone 86, Zone 87, Zone 92, Zone 103, Zone 109, Zone 110, Zone 112, Zone 124, Zone 148, Zone 152, Zone 153, Zone 160, Zone 161, Zone 162, Zone 164, Zone 166, Zone 168, Zone 171, Zone 172, and Zone 174, and Street Lighting Zones 2, 11, 12, 46, 55, 58, 68, 72, 78, 99, 103, and 104.

C. Changes in Organization

Zone 46 was annexed to the City of Indio for fiscal year 2013-14.

Street Lighting Zone 77 was annexed to the City of Lake Elsinore for fiscal year 2013-14.

D. Description of Improvements and Services

The improvements for the District and Zones may be generally described as follows:

The installation, maintenance and servicing of ornamental structures, fences, multi-purpose trails, landscaping, including trees, shrubs, grass, and other ornamental vegetation, and appurtenant facilities, including irrigation systems, street lighting, traffic signals, and bridge lights, and drainage devices (bio swales and fossil filters), located in public places within the boundaries of the Zones. Maintenance means the furnishing of services and materials for the ordinary and usual maintenance, operation, and servicing of any improvement, including: repair, removal, or replacement of all or part of any improvement; providing for the life, growth, health, and beauty of landscaping, including cultivation, irrigation, trimming, spraying, fertilizing, or treating for disease or injury; the removal of trimmings, rubbish, debris, and other solid waste; the cleaning, sandblasting, and painting of walls and other improvements to remove or cover graffiti. Servicing means the furnishing of electricity for the lighting and operation of any ornamental structures, landscaping, and appurtenant facilities; water for the irrigation and control of the landscaping, and the maintenance of any of the ornamental structures, landscaping and appurtenant facilities.

Article XIII D of the California Constitution defines "maintenance and operation expenses" as "the cost of rent, repair, replacement, rehabilitation, fuel, power, electrical current, care and supervision necessary to properly operate and maintain a permanent public improvement". The District's funding includes, but is not limited to, the removal, repair, replacement and appurtenances, electrical energy, supplies, engineering and incidental costs relating to the maintenance and operation of the improvements benefiting the District's parcels.

Description of Improvements per Zone

Maintenance of improvements to be funded by **Street Lighting Zone 2** of Landscaping and Lighting Maintenance District No. 89-1-Consolidated generally includes streetlight improvements within public right-of-ways of:

Contreras Rd

Maintenance of improvements to be funded by **Street Lighting Zone 3** of Landscaping and Lighting Maintenance District No. 89-1-Consolidated generally includes streetlight improvements within public right-of-ways of:

Harvill Ave

Maintenance of improvements to be funded by **Street Lighting Zone 4** of Landscaping and Lighting Maintenance District No. 89-1-Consolidated generally includes streetlight improvements within public right-of-ways of:

Berkey Dr

Wildcat Dr

Maintenance of improvements to be funded by **Street Lighting Zone 9** of Landscaping and Lighting Maintenance District No. 89-1-Consolidated generally includes streetlight improvements within public right-of-ways of:

SH 79

Sky Canyon Dr

Maintenance of improvements to be funded by **Street Lighting Zone 11** of Landscaping and Lighting Maintenance District No. 89-1-Consolidated generally includes streetlight improvements within public right-of-ways of:

SH 74

Maintenance of improvements to be funded by **Street Lighting Zone 12** of Landscaping and Lighting Maintenance District No. 89-1-Consolidated generally includes streetlight improvements within public right-of-ways of:

SH 79

Maintenance of improvements to be funded by **Street Lighting Zone 13** of Landscaping and Lighting Maintenance District No. 89-1-Consolidated generally includes streetlight improvements within public right-of-ways of:

42nd Ave

Adams St

Hermitage Dr

Maintenance of improvements to be funded by **Street Lighting Zone 14** of Landscaping and Lighting Maintenance District No. 89-1-Consolidated generally includes streetlight improvements within public right-of-ways of:

Cherry Valley Blvd

Maintenance of improvements to be funded by **Street Lighting Zone 16** of Landscaping and Lighting Maintenance District No. 89-1-Consolidated generally includes streetlight improvements within public right-of-ways of:

Stellar Ct

Temescal Canyon Rd

Maintenance of improvements to be funded by **Street Lighting Zone 20** of Landscaping and Lighting Maintenance District No. 89-1-Consolidated generally includes streetlight improvements within public right-of-ways of:

Baldi Ct

Noble St

Maintenance of improvements to be funded by **Street Lighting Zone 21** of Landscaping and Lighting Maintenance District No. 89-1-Consolidated generally includes streetlight improvements within public right-of-ways of:

Temescal Canyon Rd

Maintenance of improvements to be funded by **Street Lighting Zone 22** of Landscaping and Lighting Maintenance District No. 89-1-Consolidated generally includes streetlight improvements within public right-of-ways of:

Cajalco Rd

Maintenance of improvements to be funded by **Street Lighting Zone 25** of Landscaping and Lighting Maintenance District No. 89-1-Consolidated generally includes streetlight improvements within public right-of-ways of:

Magnolia Ave

Maintenance of improvements to be funded by **Street Lighting Zone 29** of Landscaping and Lighting Maintenance District No. 89-1-Consolidated generally includes streetlight improvements within public right-of-ways of:

Del Norte Wy

Gunther St

Hill St

Woburn Ct

Maintenance of improvements to be funded by **Street Lighting Zone 30** of Landscaping and Lighting Maintenance District No. 89-1-Consolidated generally includes streetlight improvements within public right-of-ways of:

Van Buren St

Maintenance of improvements to be funded by **Street Lighting Zone 31** of Landscaping and Lighting Maintenance District No. 89-1-Consolidated generally includes streetlight improvements within public right-of-ways of:

Country Club Dr

Maintenance of improvements to be funded by **Street Lighting Zone 36** of Landscaping and Lighting Maintenance District No. 89-1-Consolidated generally includes streetlight improvements within public right-of-ways of:

Varner Rd

Maintenance of improvements to be funded by **Street Lighting Zone 37** of Landscaping and Lighting Maintenance District No. 89-1-Consolidated generally includes streetlight improvements within public right-of-ways of:

Benton Rd

Van Gaale Ln

Maintenance of improvements to be funded by **Street Lighting Zone 38** of Landscaping and Lighting Maintenance District No. 89-1-Consolidated generally includes streetlight improvements within public right-of-ways of:

Haskell Rd

Maintenance of improvements to be funded by **Street Lighting Zone 42** of Landscaping and Lighting Maintenance District No. 89-1-Consolidated generally includes streetlight improvements within public right-of-ways of:

Temescal Canyon Rd

Maintenance of improvements to be funded by **Street Lighting Zone 43** of Landscaping and Lighting Maintenance District No. 89-1-Consolidated generally includes streetlight improvements within public right-of-ways of:

County Line Rd

Maintenance of improvements to be funded by **Street Lighting Zone 44** of Landscaping and Lighting Maintenance District No. 89-1-Consolidated generally includes streetlight improvements within public right-of-ways of:

Calle Arnaz

Maintenance of improvements to be funded by **Street Lighting Zone 45** of Landscaping and Lighting Maintenance District No. 89-1-Consolidated generally includes streetlight improvements within public right-of-ways of:

SH 74

Maintenance of improvements to be funded by **Street Lighting Zone 46** of Landscaping and Lighting Maintenance District No. 89-1-Consolidated generally includes streetlight improvements within public right-of-ways of:

EI Tecolote Rd

Maintenance of improvements to be funded by **Street Lighting Zone 47** of Landscaping and Lighting Maintenance District No. 89-1-Consolidated generally includes streetlight improvements within public right-of-ways of:

Pulsar Ct

Temescal Canyon Rd

Maintenance of improvements to be funded by **Street Lighting Zone 48** of Landscaping and Lighting Maintenance District No. 89-1-Consolidated generally includes streetlight improvements within public right-of-ways of:

Emperor Rd

SH-74

Maintenance of improvements to be funded by **Street Lighting Zone 52** of Landscaping and Lighting Maintenance District No. 89-1-Consolidated generally includes streetlight improvements within public right-of-ways of:

Rio Del Sol Rd

Watt Ct

Maintenance of improvements to be funded by **Street Lighting Zone 53** of Landscaping and Lighting Maintenance District No. 89-1-Consolidated generally includes streetlight improvements within public right-of-ways of:

Temescal Canyon Rd

Maintenance of improvements to be funded by **Street Lighting Zone 54** of Landscaping and Lighting Maintenance District No. 89-1-Consolidated generally includes streetlight improvements within public right-of-ways of:

Varner Rd

Maintenance of improvements to be funded by **Street Lighting Zone 55** of Landscaping and Lighting Maintenance District No. 89-1-Consolidated generally includes streetlight improvements within public right-of-ways of:

Benton Rd

Winchester Rd

Maintenance of improvements to be funded by **Street Lighting Zone 56** of Landscaping and Lighting Maintenance District No. 89-1-Consolidated generally includes streetlight improvements within public right-of-ways of:

Van Buren St

Maintenance of improvements to be funded by **Street Lighting Zone 57** of Landscaping and Lighting Maintenance District No. 89-1-Consolidated generally includes streetlight improvements within public right-of-ways of:

Benton Rd

Winchester Rd

Maintenance of improvements to be funded by **Street Lighting Zone 58** of Landscaping and Lighting Maintenance District No. 89-1-Consolidated generally includes streetlight improvements within public right-of-ways of:

Varner Rd

Maintenance of improvements to be funded by **Street Lighting Zone 61** of Landscaping and Lighting Maintenance District No. 89-1-Consolidated generally includes streetlight improvements within public right-of-ways of:

Varner Rd

Maintenance of improvements to be funded by **Street Lighting Zone 64** of Landscaping and Lighting Maintenance District No. 89-1-Consolidated generally includes streetlight improvements within public right-of-ways of:

Datil Rd

Ramon Rd

San Miguelito Dr

Maintenance of improvements to be funded by **Street Lighting Zone 65** of Landscaping and Lighting Maintenance District No. 89-1-Consolidated generally includes streetlight improvements within public right-of-ways of:

Cajalco Expy

Harvill Ave

Maintenance of improvements to be funded by **Street Lighting Zone 66** of Landscaping and Lighting Maintenance District No. 89-1-Consolidated generally includes streetlight improvements within public right-of-ways of:

Magnolia Ave

Maintenance of improvements to be funded by **Street Lighting Zone 67** of Landscaping and Lighting Maintenance District No. 89-1-Consolidated generally includes streetlight improvements within public right-of-ways of:

Country Club Dr

Yucca Ln

Maintenance of improvements to be funded by **Street Lighting Zone 68** of Landscaping and Lighting Maintenance District No. 89-1-Consolidated generally includes streetlight improvements within public right-of-ways of:

Varner Rd

Maintenance of improvements to be funded by **Street Lighting Zone 72** of Landscaping and Lighting Maintenance District No. 89-1-Consolidated generally includes streetlight improvements within public right-of-ways of:

SH 74

Maintenance of improvements to be funded by **Street Lighting Zone 74** of Landscaping and Lighting Maintenance District No. 89-1-Consolidated generally includes streetlight improvements within public right-of-ways of:

East Lynn St

Maintenance of improvements to be funded by **Street Lighting Zone 75** of Landscaping and Lighting Maintenance District No. 89-1-Consolidated generally includes streetlight improvements within public right-of-ways of:

Temescal Canyon Rd

Maintenance of improvements to be funded by **Street Lighting Zone 76** of Landscaping and Lighting Maintenance District No. 89-1-Consolidated generally includes streetlight improvements within public right-of-ways of:

Magnolia Ave

Maintenance of improvements to be funded by **Street Lighting Zone 78** of Landscaping and Lighting Maintenance District No. 89-1-Consolidated generally includes streetlight improvements within public right-of-ways of:

SH-74

Soboba St

Maintenance of improvements to be funded by **Street Lighting Zone 81** of Landscaping and Lighting Maintenance District No. 89-1-Consolidated generally includes streetlight improvements within public right-of-ways of:

7th St

65th Ave

Maintenance of improvements to be funded by **Street Lighting Zone 82** of Landscaping and Lighting Maintenance District No. 89-1-Consolidated generally includes streetlight improvements within public right-of-ways of:

Meridian St

SH-74

Maintenance of improvements to be funded by **Street Lighting Zone 85** of Landscaping and Lighting Maintenance District No. 89-1-Consolidated generally includes streetlight improvements within public right-of-ways of:

SH-79/Winchester Rd

Maintenance of improvements to be funded by **Street Lighting Zone 89** of Landscaping and Lighting Maintenance District No. 89-1-Consolidated generally includes streetlight improvements within public right-of-ways of:

Rancho California Rd

Maintenance of improvements to be funded by **Street Lighting Zone 95** of Landscaping and Lighting Maintenance District No. 89-1-Consolidated generally includes streetlight improvements within public right-of-ways of:

Corson Ave

Maintenance of improvements to be funded by **Street Lighting Zone 97** of Landscaping and Lighting Maintenance District No. 89-1-Consolidated generally includes streetlight improvements within public right-of-ways of:

Cajalco Rd

Maintenance of improvements to be funded by **Street Lighting Zone 99** of Landscaping and Lighting Maintenance District No. 89-1-Consolidated generally includes streetlight improvements within public right-of-ways of:

Esplanade Ave

Maintenance of improvements to be funded by **Street Lighting Zone 101** of Landscaping and Lighting Maintenance District No. 89-1-Consolidated generally includes streetlight improvements within public right-of-ways of:

Corkill Rd

Dillon Rd

Maintenance of improvements to be funded by **Street Lighting Zone 103** of Landscaping and Lighting Maintenance District No. 89-1-Consolidated generally includes streetlight improvements within public right-of-ways of:

Lutheran Church Rd

Pierson Blvd

Maintenance of improvements to be funded by **Street Lighting Zone 104** of Landscaping and Lighting Maintenance District No. 89-1-Consolidated generally includes streetlight improvements within public right-of-ways of:

Ehlers Blvd

E. Maintenance Plans

Plans for the improvements for the Zones are voluminous and are not bound in this report but by this reference are incorporated and made a part of this report. The Plans for maintained zones are on file in the office of the Riverside County Transportation Department, 4080 Lemon St 2nd Floor, Riverside, CA 92501, where they are available for public inspection. Reduced maps of the maintained improvements are filed in Part IV of this Report; see Assessment Diagrams.

ZONE	PLAN NUMBER
Street Lighting Zone 3	927-JJ
Street Lighting Zone 4	931-KK
Street Lighting Zone 9	926-BB
Street Lighting Zone 13	932-TT
Street Lighting Zone 14	930-BB
Street Lighting Zone 16	920-M/926-CC/935-T
Street Lighting Zone 20	815-T
Street Lighting Zone 21	935-JJ
Street Lighting Zone 22	932-JJ
Street Lighting Zone 25	
Street Lighting Zone 29	933-T
Street Lighting Zone 30	933-C
Street Lighting Zone 31	935-J
Street Lighting Zone 36	954-EE
Street Lighting Zone 37	934-ZZ
Street Lighting Zone 38	935-F
Street Lighting Zone 42	941-E
Street Lighting Zone 43	915-MM
Street Lighting Zone 44	939-QQ

ZONE	PLAN NUMBER
Street Lighting Zone 45	936-ZZ
Street Lighting Zone 47	920-M/926-CC/935-T
Street Lighting Zone 48	939-WW
Street Lighting Zone 52	939-S
Street Lighting Zone 53	945-BB
Street Lighting Zone 54	941-HH
Street Lighting Zone 56	933-C
Street Lighting Zone 57	941-KK
Street Lighting Zone 61	943-M
Street Lighting Zone 64	948-Z
Street Lighting Zone 65	943-G
Street Lighting Zone 66	943-XX
Street Lighting Zone 67	945-H
Street Lighting Zone 74	941-XX
Street Lighting Zone 75	948-QQ
Street Lighting Zone 76	940-00
Street Lighting Zone 78	949-A
Street Lighting Zone 81	948-Y
Street Lighting Zone 82	948-YY
Street Lighting Zone 85	947-GG
Street Lighting Zone 89	951-S
Street Lighting Zone 95	950-BB
Street Lighting Zone 97	
Street Lighting Zone 101	954-BB

PART II – VOLUME 3
METHOD OF APPORTIONMENT
FISCAL YEAR 2013-14
LANDSCAPING AND LIGHTING MAINTENANCE DISTRICT
NO. 89-1-CONSOLIDATED
COUNTY OF RIVERSIDE, CALIFORNIA

The 1972 Act permits the establishment of assessment districts by agencies for the purpose of providing certain public improvements, which include the construction, maintenance, and servicing of public lights, landscaping, dedicated easements for landscape use, and appurtenant facilities. The 1972 Act further provides that assessments may be apportioned upon all assessable lots or parcels of land within an assessment district in proportion to the estimated benefits to be received by each lot or parcel from the improvements rather than assessed value.

“The net amount to be assessed upon lands within an assessment district may be apportioned by any formula or method which fairly distributes the net amount among all assessable lots or parcels in proportion to the estimated benefits to be received by each such lot or parcel from the improvements.”

The formula used for calculating assessments reflects the composition of the parcels and the improvements and services provided by the District to fairly apportion the costs based on the estimated benefit to each parcel.

In addition, Article XIII D of the California Constitution (the “Article”) requires that a parcel's assessment may not exceed the reasonable cost of the proportional special benefit conferred on that parcel. The Article provides that only special benefits are assessable, and the County must separate the general benefits from the special benefits conferred on a parcel. A special benefit is a particular and distinct benefit over and above general benefits conferred on the public at large, including real property within the district. The general enhancement of property value does not constitute a special benefit.

Special Benefit

The servicing of streetlights provides direct and special benefit to those properties located within Landscaping and Lighting Maintenance District No. 89-1-Consolidated (DISTRICT).

Each and every lot or parcel within the DISTRICT, receives a particular and distinct benefit from the improvements over and above general benefits conferred by the improvements. First, improvements were conditions of approval for the creation or development of the parcels. In order to create or develop the parcels, the County required the original developer to install and/or guarantee the maintenance of the improvements, and appurtenant facilities serving the lots or parcels. Therefore, each and every lot or parcel within the DISTRICT could not have been developed in the absence of the installation and expected maintenance and servicing of these facilities.

In addition, the improvements continue to confer a particular and distinct special benefit upon parcels within the DISTRICT because of the nature of the improvements. The servicing of streetlights, and appurtenant facilities, specially benefit parcels within the DISTRICT by increased public safety, improved neighborhood property protection, reduced property-related crimes (especially vandalism), increasing public safety for both pedestrians and the motoring public, and increasing traffic safety by improving visibility. Streetlights also assign rights-of-way for the safety of pedestrians and motorists by defining a specific path during all hours of the day.

Streets are constructed for the safe and convenient travel of vehicles and pedestrians. They also provide an area for underground and overhead utilities. These elements are a distinct and special benefit to all developed parcels in the DISTRICT. Streetlights are installed on and are for street purposes and are maintained and serviced to allow the street to perform to the standards it was designed.

Streetlights are determined to be an integral part of "streets" as a "permanent public improvement." One of the principal purposes of fixed roadway lighting is to create a nighttime environment conducive to quick, accurate, and comfortable seeing for the user of the facility. These factors, if attained, combine to improve traffic safety and achieve efficient traffic movement. Fixed lighting can enable the motorist to see detail more distinctly and to react safely toward roadway and traffic conditions present on or near the roadway facility.

The system of streets within the DISTRICT is established to provide access to each parcel in the DISTRICT. Streetlights provide a safer street environment for owners of the parcels served. If the parcels were not subdivided to provide individual parcels to owners within the DISTRICT, there would be no need for a system of streets with streetlights. Therefore, the installation of streetlights is for the express, special benefit of the parcels within the DISTRICT.

Finally, the servicing of streetlights provides an enhanced quality of life and sense of well-being for properties within the DISTRICT.

Because all benefiting properties consist of a uniform land use, it is determined that all lots or parcels benefit equally from the improvements and the costs and expenses for the provision of electricity for the streetlights are apportioned on a per acre or per parcel basis

Based on the benefits described above, streetlights are an integral part of the quality of life of the DISTRICT. This quality of life is a special benefit to those parcels that are not government owned easements, easements, and flood channel parcels. Government-owned easement, utility easement and flood channel parcels do not benefit from the improvements due to their use and lack of habitation on such parcels. Parcels of this nature are usually vacant narrow strips of land or flood control channels and therefore do not generate or experience pedestrian or vehicular traffic. Nor do these types of parcels support dwelling units or other structures that would promote frequent use of the parcels by the traveling public. As a result of this lack of activity on such parcels they do not receive any benefit from streetlights and are not assessed

Special Benefit of Landscaping and Lighting Maintenance District No. 89-1-Consolidated Authorized Improvements and Services:

- The installation and planting of landscaping, including trees, shrubs, grass and other ornamental vegetation;
- The installation or construction of statuary, fountains and other ornamental structures and facilities;
- The installation or construction of public lighting facilities, including, but not limited to, traffic signals;
- The installation or construction of any facilities which are appurtenant to any of the foregoing, or which are necessary or convenient for the maintenance or servicing thereof, including, but not limited to, grading, clearing, removal of debris, the installation or construction of curbs, gutters, walls, sidewalks or paving, water irrigation, drainage or electrical facilities, and;
- The maintenance of servicing, or both, of any of the foregoing.

General Benefit

The total benefit from the works of improvement is a combination of the special benefits to the parcels within the DISTRICT and the general benefits to the public at large and to adjacent property owners. The portion of the total streetlight servicing costs associated with general benefits will not be assessed to the parcels in the DISTRICT, but will be paid from other County Funds. Because the streetlights are located immediately adjacent to properties within the DISTRICT and are maintained solely for the benefit of the properties within the DISTRICT, any benefit received by properties outside of the DISTRICT will be in the proportions stated under Special Benefit. As a result, no property is assessed in excess of the reasonable cost of the proportional special benefit conferred on that property.

PART III – VOLUME 3

**ENGINEER'S ESTIMATE OF COSTS AND EXPENSES
FISCAL YEAR 2013-14
LANDSCAPING AND LIGHTING MAINTENANCE DISTRICT
NO. 89-1-CONSOLIDATED
COUNTY OF RIVERSIDE, CALIFORNIA**

The cost estimate contains each of the items specified in Section 22569 of the Landscaping and Lighting Act of 1972.

The Act provides that the estimated costs of the improvements shall include the total cost of the improvements for the entire fiscal year (2013-14), including incidental expenses, which may include operating reserves.

The Act also provides that the amount of any surplus, deficit, or contribution be included in the estimated cost of improvements. The net amount to be assessed on the lots or parcels within the Zones is the total cost of installation, maintenance, and servicing with adjustments either positive or negative for reserves, surpluses, deficits, and/or contributions.

The inflation factor, for those zones with an inflation factor in place, may increase budgets for Zones, which have not been accepted for maintenance, as if assessed. However, the amount to levy may be credited resulting in a zero assessment.

Each succeeding fiscal year the special assessment for Street Lighting Zones 2, 3, 4, 9, 11, 12, 13, 14, 16, 20, 21, 22, 25, 29, 30, 31, 36, 37, 38, 42, 43, 44, 45, 46, 47, 48, 52, 53, 54, 55, 56, 57, 58, 61, 64, 65, 66, 67, 68, 72, 74, 75, 76, 78, 81, 82, 85, 89, 95, 97, 99, 101, 103, and 104 may be subject to an annual adjustment that is the greater of two percent (2%) or the cumulative percentage increase, if any, in the Consumer Price Index for all Urban Consumers for "electricity" (as applicable) ("CPI-U") for the Los Angeles-Riverside-Orange County California Standard Metropolitan Statistical area ("Index") published by the Bureau of Labor Statistics of the United States Department of Labor. The annual "CPI-U" adjustment will be based on the cumulative increase, if any, in the "Index" as it stands on March of each year over the base Index. Any increase larger than the greater of 2.0% or the "CPI-U" annual adjustment requires a majority approval of all the property owners within each of the benefit zones in the DISTRICT.

There is no proposed increase in the assessment per acre in Street Lighting Zone 25 as there are sufficient funds.

There is a thirteen point five percent (13.5%) proposed inflationary increase in the assessment per acre or per parcel as applicable in Street Lighting Zones 2, 3, 4, 9, 11, 12, 13, 14, 16, 20, 21, 22, 29, 30, 31, 36, 37, 38, 42, 43, 44, 45, 46, 47, 48, 52, 53, 54, 55, 56, 57, 58, 61, 64, 65, 66, 67, 68, 72, 74, 75, 76, 78, 81, 82, 85, 89, 95, 97, 99, 101, 103, and 104 over the assessment levied for fiscal year 2012-13, and is consistent with ballot proposition approved by the qualified electors when establishing said zones.

**LANDSCAPING AND LIGHTING MAINTENANCE DISTRICT NO. 89-1-CONSOLIDATED
STREET LIGHTING ZONE 2
ANNUAL BUDGET
FISCAL YEAR 2013-14**

MAINTENANCE OF IMPROVEMENTS

FUNCTION	PROJECTED ANNUAL COST	NO. OF PARCELS	COST PER PARCEL
Streetlights LS-1 22500 Lumen LPSV	\$ 296.64 /	1	\$ 296.64
TOTAL MAINTENANCE COSTS	\$ 296.64		COST PER PARCEL \$ 296.64

INCIDENTAL COSTS

FUNCTION	PROJECTED ANNUAL COST	NO. OF PARCELS	COST PER PARCEL
Administrative Costs	\$ 35.60 /	1	\$ 35.60
Maintained Positive Fund Balance	\$ 154.77 /	1	\$ 154.77
Contingency	\$ 74.16 /	1	\$ 74.16
TOTAL INCIDENTAL COSTS	\$ 264.52		COST PER ACRE \$ 264.53
TOTAL PROJECTED COSTS	\$ 561.16		COST PER PARCEL \$ 561.17

MAXIMUM ANNUAL ASSESSMENT FY 13-14	\$ 168.68
MAXIMUM PER PARCEL ASSESSMENT FY 13-14	\$ 168.68

ANNUAL ASSESSMENT FY 13-14	\$ 168.68
PER PARCEL ASSESSMENT FY 13-14	\$ 168.68

Utility Provider: ANZA

Per Anza Electric Cooperative Inc.'s Streetlight Agreement, the energy costs of the streetlights on Contreras Rd are the responsibility of the property owner. Should the property owner default on this agreement, the energy costs will transfer to L&LMD No. 89-1-C, and the dormant annual assessment for such services will become active.

**LANDSCAPING AND LIGHTING MAINTENANCE DISTRICT NO. 89-1-CONSOLIDATED
STREET LIGHTING ZONE 3
ANNUAL BUDGET
FISCAL YEAR 2013-14**

MAINTENANCE OF IMPROVEMENTS

FUNCTION	PROJECTED ANNUAL COST	NO. OF PARCELS	COST PER PARCEL
Streetlights LS-1 22000 Lumen HPSV	\$ 755.55 /	3	\$ 251.85
TOTAL MAINTENANCE COSTS	\$ 755.55	COST PER PARCEL	\$ 251.85

INCIDENTAL COSTS

FUNCTION	PROJECTED ANNUAL COST	NO. OF PARCELS	COST PER PARCEL
Administrative Costs	\$ 90.67 /	3	\$ 30.22
Maintained Positive Fund Balance	\$ 394.20 /	3	\$ 131.40
Contingency	\$ 188.89 /	3	\$ 62.96
TOTAL INCIDENTAL COSTS	\$ 673.75	COST PER PARCEL	\$ 224.58
TOTAL PROJECTED COSTS	\$ 1,429.30	COST PER PARCEL	\$ 476.43

MAXIMUM ANNUAL ASSESSMENT FY 13-14 \$ 780.00
MAXIMUM PER PARCEL ASSESSMENT FY 13-14 \$ 260.00

ANNUAL ASSESSMENT FY 13-14 \$ 780.00
PER PARCEL ASSESSMENT FY 13-14 \$ 260.00

Utility Provider: SCE

**LANDSCAPING AND LIGHTING MAINTENANCE DISTRICT NO. 89-1-CONSOLIDATED
STREET LIGHTING ZONE 4
ANNUAL BUDGET
FISCAL YEAR 2013-14**

MAINTENANCE OF IMPROVEMENTS

FUNCTION	PROJECTED ANNUAL COST	NO. OF PARCELS	COST PER PARCEL
Streetlights SL-1 25000 Lumen HPSV	\$ 426.31 /	10	\$ 42.63
TOTAL MAINTENANCE COSTS	\$ 426.31		COST PER PARCEL \$ 42.63

INCIDENTAL COSTS

FUNCTION	PROJECTED ANNUAL COST	NO. OF PARCELS	COST PER PARCEL
Administrative Costs	\$ 51.16 /	10	\$ 5.12
Maintained Positive Fund Balance	\$ 222.42 /	10	\$ 22.24
Contingency	\$ 106.58 /	10	\$ 10.66
TOTAL INCIDENTAL COSTS	\$ 380.15		COST PER PARCEL \$ 38.02

TOTAL PROJECTED COSTS **\$ 806.46** **COST PER PARCEL \$ 80.65**

MAXIMUM ANNUAL ASSESSMENT FY 13-14 **\$ 514.20**
MAXIMUM PER PARCEL ASSESSMENT FY 13-14 **\$ 51.42**

ANNUAL ASSESSMENT FY 13-14 **\$ 514.20**
PER PARCEL ASSESSMENT FY 13-14 **\$ 51.42**

Utility Provider: IID

**LANDSCAPING AND LIGHTING MAINTENANCE DISTRICT NO. 89-1-CONSOLIDATED
STREET LIGHTING ZONE 9
ANNUAL BUDGET
FISCAL YEAR 2013-14**

MAINTENANCE OF IMPROVEMENTS

FUNCTION	PROJECTED ANNUAL COST	NO. OF ACRES	COST PER ACRE
Streetlights LS-1 22500 Lumen LPSV	\$ 1,779.81 /	16.23	\$ 109.66
TOTAL MAINTENANCE COSTS	\$ 1,779.81		COST PER ACRE \$ 109.66

INCIDENTAL COSTS

FUNCTION	PROJECTED ANNUAL COST	NO. OF ACRES	COST PER ACRE
Administrative Costs	\$ 213.58 /	16.23	\$ 13.16
Maintained Positive Fund Balance	\$ 928.60 /	16.23	\$ 57.21
Contingency	\$ 444.95 /	16.23	\$ 27.42
TOTAL INCIDENTAL COSTS	\$ 1,587.13		COST PER ACRE \$ 97.79

TOTAL PROJECTED COSTS	\$ 3,366.94	COST PER ACRE \$ 207.45
------------------------------	--------------------	--------------------------------

MAXIMUM ANNUAL ASSESSMENT FY 13-14	\$ 1,652.54
MAXIMUM PER ACRE ASSESSMENT FY 13-14	\$ 101.82

ANNUAL ASSESSMENT FY 13-14	\$ 1,652.54
PER ACRE ASSESSMENT FY 13-14	\$ 101.82

Utility Provider: SCE

**LANDSCAPING AND LIGHTING MAINTENANCE DISTRICT NO. 89-1-CONSOLIDATED
STREET LIGHTING ZONE 11
ANNUAL BUDGET
FISCAL YEAR 2013-14**

MAINTENANCE OF IMPROVEMENTS

FUNCTION	PROJECTED ANNUAL COST	NO. OF ACRES	COST PER ACRE
Streetlights LS-1 22500 Lumen LPSV	\$ 296.64 /	4.43	\$ 66.96
TOTAL MAINTENANCE COSTS	\$ 296.64	COST PER ACRE	\$ 66.96

INCIDENTAL COSTS

FUNCTION	PROJECTED ANNUAL COST	NO. OF ACRES	COST PER ACRE
Administrative Costs	\$ 35.60 /	4.43	\$ 8.04
Maintained Positive Fund Balance	\$ 154.77 /	4.43	\$ 34.94
Contingency	\$ 74.16 /	4.43	\$ 16.74
TOTAL INCIDENTAL COSTS	\$ 264.52	COST PER ACRE	\$ 59.72
TOTAL PROJECTED COSTS	\$ 561.16	COST PER ACRE	\$ 126.68

MAXIMUM ANNUAL ASSESSMENT FY 13-14	\$ 285.29
MAXIMUM PER ACRE ASSESSMENT FY 13-14	\$ 64.40

ANNUAL ASSESSMENT FY 13-14	\$ 285.29
PER ACRE ASSESSMENT FY 13-14	\$ 64.40

Utility Provider: SCE

Street Lighting Zone 11 is not yet maintained. Should that status remain the same prior to submission of fixed charges to the County of Riverside Auditor-Controller's Office, the assessment will not be submitted and therefore not collected.

**LANDSCAPING AND LIGHTING MAINTENANCE DISTRICT NO. 89-1-CONSOLIDATED
STREET LIGHTING ZONE 12
ANNUAL BUDGET
FISCAL YEAR 2013-14**

MAINTENANCE OF IMPROVEMENTS

FUNCTION	PROJECTED ANNUAL COST	NO. OF ACRES	COST PER ACRE
Streetlights LS-1 22500 Lumen LPSV	\$ 1,186.54 /	10.79	\$ 109.97
TOTAL MAINTENANCE COSTS	\$ 1,186.54		COST PER ACRE \$ 109.97

INCIDENTAL COSTS

FUNCTION	PROJECTED ANNUAL COST	NO. OF ACRES	COST PER ACRE
Administrative Costs	\$ 142.38 /	10.79	\$ 13.20
Maintained Positive Fund Balance	\$ 619.06 /	10.79	\$ 57.37
Contingency	\$ 296.64 /	10.79	\$ 27.49
TOTAL INCIDENTAL COSTS	\$ 1,058.09		COST PER ACRE \$ 98.06

TOTAL PROJECTED COSTS **\$ 2,244.63** **COST PER ACRE \$ 208.03**

MAXIMUM ANNUAL ASSESSMENT FY 13-14 **\$ 1,296.96**
MAXIMUM PER ACRE ASSESSMENT FY 13-14 **\$ 120.20**

ANNUAL ASSESSMENT FY 13-14 **\$ 1,296.96**
PER ACRE ASSESSMENT FY 13-14 **\$ 120.20**

Utility Provider: SCE

Street Lighting Zone 12 is not yet maintained. Should that status remain the same prior to submission of fixed charges to the County of Riverside Auditor-Controller's Office, the assessment will not be submitted and therefore not collected.

**LANDSCAPING AND LIGHTING MAINTENANCE DISTRICT NO. 89-1-CONSOLIDATED
STREET LIGHTING ZONE 14
ANNUAL BUDGET
FISCAL YEAR 2013-14**

MAINTENANCE OF IMPROVEMENTS

FUNCTION	PROJECTED ANNUAL COST	NO. OF PARCELS	COST PER PARCEL
Streetlights LS-1 22000 Lumen HPSV	\$ 251.85 /	1	\$ 251.85
TOTAL MAINTENANCE COSTS	\$ 251.85	COST PER PARCEL	\$ 251.85

INCIDENTAL COSTS

FUNCTION	PROJECTED ANNUAL COST	NO. OF PARCELS	COST PER PARCEL
Administrative Costs	\$ 30.22 /	1	\$ 30.22
Maintained Positive Fund Balance	\$ 131.40 /	1	\$ 131.40
Contingency	\$ 62.96 /	1	\$ 62.96
TOTAL INCIDENTAL COSTS	\$ 224.58	COST PER PARCEL	\$ 224.58

TOTAL PROJECTED COSTS **\$ 476.43** **COST PER PARCEL** **\$ 476.43**

MAXIMUM ANNUAL ASSESSMENT FY 13-14 **\$ 261.64**
MAXIMUM PER PARCEL ASSESSMENT FY 13-14 **\$ 261.64**

ANNUAL ASSESSMENT FY 13-14 **\$ 261.64**
PER PARCEL ASSESSMENT FY 13-14 **\$ 261.64**

Utility Provider: SCE

**LANDSCAPING AND LIGHTING MAINTENANCE DISTRICT NO. 89-1-CONSOLIDATED
STREET LIGHTING ZONE 16
ANNUAL BUDGET
FISCAL YEAR 2013-14**

MAINTENANCE OF IMPROVEMENTS

FUNCTION	PROJECTED ANNUAL COST	NO. OF ACRES	COST PER ACRE
Streetlights LS-1 9500 Lumen HPSV	\$ 579.60 /	77.03	\$ 7.52
Streetlights LS-1 22000 Lumen HPSV	\$ 1,007.40 /	77.03	\$ 13.08
TOTAL MAINTENANCE COSTS	\$ 1,587.00		COST PER ACRE \$ 20.60

INCIDENTAL COSTS

FUNCTION	PROJECTED ANNUAL COST	NO. OF ACRES	COST PER ACRE
Administrative Costs	\$ 190.44 /	77.03	\$ 2.47
Maintained Positive Fund Balance	\$ 828.00 /	77.03	\$ 10.75
Contingency	\$ 396.75 /	77.03	\$ 5.15
TOTAL INCIDENTAL COSTS	\$ 1,415.19		COST PER ACRE \$ 18.37

TOTAL PROJECTED COSTS **\$ 3,002.19** **COST PER ACRE \$ 38.97**

MAXIMUM ANNUAL ASSESSMENT FY 13-14 \$ 1,509.79
MAXIMUM PER ACRE ASSESSMENT FY 13-14 \$ 19.60

ANNUAL ASSESSMENT FY 13-14 \$ 1,509.79
PER ACRE ASSESSMENT FY 13-14 \$ 19.60

Utility Provider: SCE

**LANDSCAPING AND LIGHTING MAINTENANCE DISTRICT NO. 89-1-CONSOLIDATED
STREET LIGHTING ZONE 20
ANNUAL BUDGET
FISCAL YEAR 2013-14**

MAINTENANCE OF IMPROVEMENTS

FUNCTION	PROJECTED ANNUAL COST	NO. OF PARCELS	COST PER PARCEL
Streetlights LS-1 9500 Lumen HPSV	\$ 772.80 /	20	\$ 38.64
TOTAL MAINTENANCE COSTS	\$ 772.80	COST PER PARCEL	\$ 38.64

INCIDENTAL COSTS

FUNCTION	PROJECTED ANNUAL COST	NO. OF PARCELS	COST PER PARCEL
Administrative Costs	\$ 92.74 /	20	\$ 4.64
Maintained Positive Fund Balance	\$ 403.20 /	20	\$ 20.16
Contingency	\$ 193.20 /	20	\$ 9.66
TOTAL INCIDENTAL COSTS	\$ 689.14	COST PER PARCEL	\$ 34.46

TOTAL PROJECTED COSTS **\$ 1,461.94** **COST PER PARCEL** **\$ 73.10**

MAXIMUM ANNUAL ASSESSMENT FY 13-14 **\$ 714.40**
MAXIMUM PER PARCEL ASSESSMENT FY 13-14 **\$ 35.72**

ANNUAL ASSESSMENT FY 13-14 **\$ 714.40**
PER PARCEL ASSESSMENT FY 13-14 **\$ 35.72**

Utility Provider: SCE

**LANDSCAPING AND LIGHTING MAINTENANCE DISTRICT NO. 89-1-CONSOLIDATED
STREET LIGHTING ZONE 21
ANNUAL BUDGET
FISCAL YEAR 2013-14**

MAINTENANCE OF IMPROVEMENTS

FUNCTION	PROJECTED ANNUAL COST	NO. OF PARCELS	COST PER PARCEL
Streetlights LS-1 22000 Lumen HPSV	\$ 251.85 /	5	\$ 50.37
TOTAL MAINTENANCE COSTS	\$ 251.85		COST PER PARCEL \$ 50.37

INCIDENTAL COSTS

FUNCTION	PROJECTED ANNUAL COST	NO. OF PARCELS	COST PER PARCEL
Administrative Costs	\$ 30.22 /	5	\$ 6.04
Maintained Positive Fund Balance	\$ 131.40 /	5	\$ 26.28
Contingency	\$ 62.96 /	5	\$ 12.59
TOTAL INCIDENTAL COSTS	\$ 224.58		COST PER PARCEL \$ 44.91
TOTAL PROJECTED COSTS	\$ 476.43		COST PER PARCEL \$ 95.28

MAXIMUM ANNUAL ASSESSMENT FY 13-14	\$ 275.30
MAXIMUM PER PARCEL ASSESSMENT FY 13-14	\$ 55.06

ANNUAL ASSESSMENT FY 13-14	\$ 275.30
PER PARCEL ASSESSMENT FY 13-14	\$ 55.06

Utility Provider: SCE

**LANDSCAPING AND LIGHTING MAINTENANCE DISTRICT NO. 89-1-CONSOLIDATED
STREET LIGHTING ZONE 22
ANNUAL BUDGET
FISCAL YEAR 2013-14**

MAINTENANCE OF IMPROVEMENTS

FUNCTION	PROJECTED ANNUAL COST	NO. OF ACRES	COST PER ACRE
Streetlights LS-1 22000 Lumen HPSV	\$ 755.55 /	19.94	\$ 37.89
TOTAL MAINTENANCE COSTS	\$ 755.55		COST PER ACRE \$ 37.89

INCIDENTAL COSTS

FUNCTION	PROJECTED ANNUAL COST	NO. OF ACRES	COST PER ACRE
Administrative Costs	\$ 90.67 /	19.94	\$ 4.55
Maintained Positive Fund Balance	\$ 394.20 /	19.94	\$ 19.77
Contingency	\$ 188.89 /	19.94	\$ 9.47
TOTAL INCIDENTAL COSTS	\$ 673.75		COST PER ACRE \$ 33.79
TOTAL PROJECTED COSTS	\$ 1,429.30		COST PER ACRE \$ 71.68

MAXIMUM ANNUAL ASSESSMENT FY 13-14 \$ 840.27
MAXIMUM PER ACRE ASSESSMENT FY 13-14 \$ 42.14

ANNUAL ASSESSMENT FY 13-14 \$ 840.27
PER ACRE ASSESSMENT FY 13-14 \$ 42.14

Utility Provider: SCE

**LANDSCAPING AND LIGHTING MAINTENANCE DISTRICT NO. 89-1-CONSOLIDATED
STREET LIGHTING ZONE 25
ANNUAL BUDGET
FISCAL YEAR 2013-14**

MAINTENANCE OF IMPROVEMENTS

FUNCTION	PROJECTED ANNUAL COST	NO. OF ACRES	COST PER ACRE
Streetlights LS-1 22000 Lumen HPSV	\$ 251.85 /	2.38	\$ 105.82
TOTAL MAINTENANCE COSTS	\$ 251.85		COST PER ACRE \$ 105.82

INCIDENTAL COSTS

FUNCTION	PROJECTED ANNUAL COST	NO. OF ACRES	COST PER ACRE
Administrative Costs	\$ 30.22 /	2.38	\$ 12.70
Maintained Positive Fund Balance	\$ 131.40 /	2.38	\$ 55.21
Contingency	\$ 62.96 /	2.38	\$ 26.45
TOTAL INCIDENTAL COSTS	\$ 224.58		COST PER ACRE \$ 94.36
TOTAL PROJECTED COSTS	\$ 476.43		COST PER ACRE \$ 200.18

MAXIMUM ANNUAL ASSESSMENT FY 13-14	\$ 271.27
MAXIMUM PER ACRE ASSESSMENT FY 13-14	\$ 113.98

ANNUAL ASSESSMENT FY 13-14	\$ 271.27
PER ACRE ASSESSMENT FY 13-14	\$ 113.98

Utility Provider: SCE

**LANDSCAPING AND LIGHTING MAINTENANCE DISTRICT NO. 89-1-CONSOLIDATED
STREET LIGHTING ZONE 29
ANNUAL BUDGET
FISCAL YEAR 2013-14**

MAINTENANCE OF IMPROVEMENTS

FUNCTION	PROJECTED ANNUAL COST	NO. OF ACRES	COST PER ACRE
Streetlights SL-1 8000 Lumen HPSV	\$ 1,078.24 /	8.42	\$ 128.06
TOTAL MAINTENANCE COSTS	\$ 1,078.24	COST PER ACRE	\$ 128.06

INCIDENTAL COSTS

FUNCTION	PROJECTED ANNUAL COST	NO. OF ACRES	COST PER ACRE
Administrative Costs	\$ 129.39 /	8.42	\$ 15.37
Maintained Positive Fund Balance	\$ 562.56 /	8.42	\$ 66.81
Contingency	\$ 269.56 /	8.42	\$ 32.01
TOTAL INCIDENTAL COSTS	\$ 961.51	COST PER ACRE	\$ 114.19

TOTAL PROJECTED COSTS **\$ 2,039.75** **COST PER ACRE** **\$ 242.25**

MAXIMUM ANNUAL ASSESSMENT FY 13-14 **\$ 1,461.88**
MAXIMUM PER ACRE ASSESSMENT FY 13-14 **\$ 173.62**

ANNUAL ASSESSMENT FY 13-14 **\$ 1,461.88**
PER ACRE ASSESSMENT FY 13-14 **\$ 173.62**

Utility Provider: IID

**LANDSCAPING AND LIGHTING MAINTENANCE DISTRICT NO. 89-1-CONSOLIDATED
STREET LIGHTING ZONE 30
ANNUAL BUDGET
FISCAL YEAR 2013-14**

MAINTENANCE OF IMPROVEMENTS

FUNCTION	PROJECTED ANNUAL COST	/	NO. OF ACRES	COST PER ACRE
Streetlights SL-1 8000 Lumen HPSV	\$ 269.56	/	57.5	\$ 4.69
TOTAL MAINTENANCE COSTS	\$ 269.56			COST PER ACRE \$ 4.69

INCIDENTAL COSTS

FUNCTION	PROJECTED ANNUAL COST	/	NO. OF ACRES	COST PER ACRE
Administrative Costs	\$ 32.35	/	57.5	\$ 0.56
Maintained Positive Fund Balance	\$ 140.64	/	57.5	\$ 2.45
Contingency	\$ 67.39	/	57.5	\$ 1.17
TOTAL INCIDENTAL COSTS	\$ 240.38			COST PER ACRE \$ 4.18

TOTAL PROJECTED COSTS **\$ 509.94** **COST PER ACRE \$ 8.87**

MAXIMUM ANNUAL ASSESSMENT FY 13-14 **\$ 371.45**
MAXIMUM PER ACRE ASSESSMENT FY 13-14 **\$ 6.46**

ANNUAL ASSESSMENT FY 13-14 **\$ 371.45**
PER ACRE ASSESSMENT FY 13-14 **\$ 6.46**

Utility Provider: IID

**LANDSCAPING AND LIGHTING MAINTENANCE DISTRICT NO. 89-1-CONSOLIDATED
STREET LIGHTING ZONE 31
ANNUAL BUDGET
FISCAL YEAR 2013-14**

MAINTENANCE OF IMPROVEMENTS

FUNCTION	PROJECTED ANNUAL COST	NO. OF ACRES	COST PER ACRE
Streetlights SL-1 25000 Lumen HPSV	\$ 213.15 /	1.47	\$ 145.00
TOTAL MAINTENANCE COSTS	\$ 213.15		COST PER ACRE \$ 145.00

INCIDENTAL COSTS

FUNCTION	PROJECTED ANNUAL COST	NO. OF ACRES	COST PER ACRE
Administrative Costs	\$ 25.58 /	1.47	\$ 17.40
Maintained Positive Fund Balance	\$ 111.21 /	1.47	\$ 75.65
Contingency	\$ 53.29 /	1.47	\$ 36.25
TOTAL INCIDENTAL COSTS	\$ 190.08		COST PER ACRE \$ 129.30
TOTAL PROJECTED COSTS	\$ 403.23		COST PER ACRE \$ 274.30

MAXIMUM ANNUAL ASSESSMENT FY 13-14	\$ 273.51
MAXIMUM PER ACRE ASSESSMENT FY 13-14	\$ 186.06

ANNUAL ASSESSMENT FY 13-14	\$ 273.51
PER ACRE ASSESSMENT FY 13-14	\$ 186.06

Utility Provider: IID

**LANDSCAPING AND LIGHTING MAINTENANCE DISTRICT NO. 89-1-CONSOLIDATED
STREET LIGHTING ZONE 36
ANNUAL BUDGET
FISCAL YEAR 2013-14**

MAINTENANCE OF IMPROVEMENTS

FUNCTION	PROJECTED ANNUAL COST	NO. OF ACRES	COST PER ACRE
Streetlights SL-1 25000 Lumen HPSV	\$ 426.31 /	11.26	\$ 37.86
TOTAL MAINTENANCE COSTS	\$ 426.31		COST PER ACRE \$ 37.86

INCIDENTAL COSTS

FUNCTION	PROJECTED ANNUAL COST	NO. OF ACRES	COST PER ACRE
Administrative Costs	\$ 51.16 /	11.26	\$ 4.54
Maintained Positive Fund Balance	\$ 222.42 /	11.26	\$ 19.75
Contingency	\$ 106.58 /	11.26	\$ 9.47
TOTAL INCIDENTAL COSTS	\$ 380.15		COST PER ACRE \$ 33.76
TOTAL PROJECTED COSTS	\$ 806.46		COST PER ACRE \$ 71.62

MAXIMUM ANNUAL ASSESSMENT FY 13-14	\$ 560.97
MAXIMUM PER ACRE ASSESSMENT FY 13-14	\$ 49.82

ANNUAL ASSESSMENT FY 13-14	\$ 560.97
PER ACRE ASSESSMENT FY 13-14	\$ 49.82

Utility Provider: IID

**LANDSCAPING AND LIGHTING MAINTENANCE DISTRICT NO. 89-1-CONSOLIDATED
STREET LIGHTING ZONE 37
ANNUAL BUDGET
FISCAL YEAR 2013-14**

MAINTENANCE OF IMPROVEMENTS

FUNCTION	PROJECTED ANNUAL COST	NO. OF ACRES	COST PER ACRE
Streetlights LS-1 8000 Lumen LPSV	\$ 210.45 /	9.27	\$ 22.70
Streetlights LS-1 22500 Lumen LPSV	\$ 593.27 /	9.27	\$ 64.00
TOTAL MAINTENANCE COSTS	\$ 803.72		COST PER ACRE \$ 86.70

INCIDENTAL COSTS

FUNCTION	PROJECTED ANNUAL COST	NO. OF ACRES	COST PER ACRE
Administrative Costs	\$ 96.45 /	9.27	\$ 10.40
Maintained Positive Fund Balance	\$ 419.33 /	9.27	\$ 45.24
Contingency	\$ 200.93 /	9.27	\$ 21.68
TOTAL INCIDENTAL COSTS	\$ 716.71		COST PER ACRE \$ 77.32

TOTAL PROJECTED COSTS **\$ 1,520.43** **COST PER ACRE \$ 164.02**

MAXIMUM ANNUAL ASSESSMENT FY 13-14 **\$ 732.52**
MAXIMUM PER ACRE ASSESSMENT FY 13-14 **\$ 79.02**

ANNUAL ASSESSMENT FY 13-14 **\$ 732.52**
PER ACRE ASSESSMENT FY 13-14 **\$ 79.02**

Utility Provider: SCE

**LANDSCAPING AND LIGHTING MAINTENANCE DISTRICT NO. 89-1-CONSOLIDATED
STREET LIGHTING ZONE 38
ANNUAL BUDGET
FISCAL YEAR 2013-14**

MAINTENANCE OF IMPROVEMENTS

FUNCTION	PROJECTED ANNUAL COST	NO. OF ACRES	COST PER ACRE
Streetlights SL-1 25000 Lumen HPSV	\$ 213.15 /	0.36	\$ 592.09
TOTAL MAINTENANCE COSTS	\$ 213.15		COST PER ACRE \$ 592.09

INCIDENTAL COSTS

FUNCTION	PROJECTED ANNUAL COST	NO. OF ACRES	COST PER ACRE
Administrative Costs	\$ 25.58 /	0.36	\$ 71.05
Maintained Positive Fund Balance	\$ 111.21 /	0.36	\$ 308.92
Contingency	\$ 53.29 /	0.36	\$ 148.02
TOTAL INCIDENTAL COSTS	\$ 190.08		COST PER ACRE \$ 527.99

TOTAL PROJECTED COSTS **\$ 403.23** **COST PER ACRE \$ 1,120.08**

MAXIMUM ANNUAL ASSESSMENT FY 13-14 **\$ 288.22**
MAXIMUM PER ACRE ASSESSMENT FY 13-14 **\$ 800.60**

ANNUAL ASSESSMENT FY 13-14 **\$ 288.22**
PER ACRE ASSESSMENT FY 13-14 **\$ 800.60**

Utility Provider: IID

**LANDSCAPING AND LIGHTING MAINTENANCE DISTRICT NO. 89-1-CONSOLIDATED
STREET LIGHTING ZONE 42
ANNUAL BUDGET
FISCAL YEAR 2013-14**

MAINTENANCE OF IMPROVEMENTS

FUNCTION	PROJECTED ANNUAL COST	NO. OF ACRES	COST PER ACRE
Streetlights LS-1 22000 Lumen HPSV	\$ 503.70 /	3	\$ 167.90
TOTAL MAINTENANCE COSTS	\$ 503.70		COST PER ACRE \$ 167.90

INCIDENTAL COSTS

FUNCTION	PROJECTED ANNUAL COST	NO. OF ACRES	COST PER ACRE
Administrative Costs	\$ 60.44 /	3	\$ 20.15
Maintained Positive Fund Balance	\$ 262.80 /	3	\$ 87.60
Contingency	\$ 125.93 /	3	\$ 41.98
TOTAL INCIDENTAL COSTS	\$ 449.17		COST PER ACRE \$ 149.73
TOTAL PROJECTED COSTS	\$ 952.87		COST PER ACRE \$ 317.63

MAXIMUM ANNUAL ASSESSMENT FY 13-14 \$ 523.74
MAXIMUM PER ACRE ASSESSMENT FY 13-14 \$ 174.58

ANNUAL ASSESSMENT FY 13-14 \$ 523.74
PER ACRE ASSESSMENT FY 13-14 \$ 174.58

Utility Provider: SCE

**LANDSCAPING AND LIGHTING MAINTENANCE DISTRICT NO. 89-1-CONSOLIDATED
STREET LIGHTING ZONE 43
ANNUAL BUDGET
FISCAL YEAR 2013-14**

MAINTENANCE OF IMPROVEMENTS

FUNCTION	PROJECTED ANNUAL COST	NO. OF PARCELS	COST PER PARCEL
Streetlights LS-1 9500 Lumen HPSV	\$ 193.20 /	5	\$ 38.64
TOTAL MAINTENANCE COSTS	\$ 193.20	COST PER PARCEL	\$ 38.64

INCIDENTAL COSTS

FUNCTION	PROJECTED ANNUAL COST	NO. OF PARCELS	COST PER PARCEL
Administrative Costs	\$ 23.18 /	5	\$ 4.64
Maintained Positive Fund Balance	\$ 141.62 /	5	\$ 28.32
Contingency	\$ 48.30 /	5	\$ 9.66
TOTAL INCIDENTAL COSTS	\$ 213.10	COST PER PARCEL	\$ 42.62
TOTAL PROJECTED COSTS	\$ 406.30	COST PER PARCEL	\$ 81.26

MAXIMUM ANNUAL ASSESSMENT FY 13-14 \$ 406.30
MAXIMUM PER PARCEL ASSESSMENT FY 13-14 \$ 81.26

ANNUAL ASSESSMENT FY 13-14 \$ 406.30
PER PARCEL ASSESSMENT FY 13-14 \$ 81.26

Utility Provider: SCE

**LANDSCAPING AND LIGHTING MAINTENANCE DISTRICT NO. 89-1-CONSOLIDATED
STREET LIGHTING ZONE 44
ANNUAL BUDGET
FISCAL YEAR 2013-14**

MAINTENANCE OF IMPROVEMENTS

FUNCTION	PROJECTED ANNUAL COST	NO. OF ACRES	COST PER ACRE
Streetlights LS-1 13500 Lumen LPSV	\$ 1,085.12 /	4.89	\$ 221.91
TOTAL MAINTENANCE COSTS	\$ 1,085.12		COST PER ACRE \$ 221.91

INCIDENTAL COSTS

FUNCTION	PROJECTED ANNUAL COST	NO. OF ACRES	COST PER ACRE
Administrative Costs	\$ 130.21 /	4.89	\$ 26.63
Maintained Positive Fund Balance	\$ 566.15 /	4.89	\$ 115.78
Contingency	\$ 271.28 /	4.89	\$ 55.48
TOTAL INCIDENTAL COSTS	\$ 967.64		COST PER ACRE \$ 197.89
TOTAL PROJECTED COSTS	\$ 2,052.76		COST PER ACRE \$ 419.80

MAXIMUM ANNUAL ASSESSMENT FY 13-14 \$ 1,096.44
MAXIMUM PER ACRE ASSESSMENT FY 13-14 \$ 224.22

ANNUAL ASSESSMENT FY 13-14 \$ 1,096.44
PER ACRE ASSESSMENT FY 13-14 \$ 224.22

Utility Provider: SCE

**LANDSCAPING AND LIGHTING MAINTENANCE DISTRICT NO. 89-1-CONSOLIDATED
STREET LIGHTING ZONE 45
ANNUAL BUDGET
FISCAL YEAR 2013-14**

MAINTENANCE OF IMPROVEMENTS

FUNCTION	PROJECTED ANNUAL COST	NO. OF ACRES	COST PER ACRE
Streetlights LS-1 22500 Lumen LPSV	\$ 296.64 /	10.18	\$ 29.14
TOTAL MAINTENANCE COSTS	\$ 296.64		COST PER ACRE \$ 29.14

INCIDENTAL COSTS

FUNCTION	PROJECTED ANNUAL COST	NO. OF ACRES	COST PER ACRE
Administrative Costs	\$ 35.60 /	10.18	\$ 3.50
Maintained Positive Fund Balance	\$ 154.77 /	10.18	\$ 15.20
Contingency	\$ 74.16 /	10.18	\$ 7.28
TOTAL INCIDENTAL COSTS	\$ 264.52		COST PER ACRE \$ 25.98
TOTAL PROJECTED COSTS	\$ 561.16		COST PER ACRE \$ 55.12

MAXIMUM ANNUAL ASSESSMENT FY 13-14	\$ 282.80
MAXIMUM PER ACRE ASSESSMENT FY 13-14	\$ 27.78

ANNUAL ASSESSMENT FY 13-14	\$ 282.80
PER ACRE ASSESSMENT FY 13-14	\$ 27.78

Utility Provider: SCE

**LANDSCAPING AND LIGHTING MAINTENANCE DISTRICT NO. 89-1-CONSOLIDATED
STREET LIGHTING ZONE 46
ANNUAL BUDGET
FISCAL YEAR 2013-14**

MAINTENANCE OF IMPROVEMENTS

FUNCTION	PROJECTED ANNUAL COST	NO. OF ACRES	COST PER ACRE
Streetlights LS-1 8000 Lumen LPSV	\$ 210.45 /	8.24	\$ 25.54
TOTAL MAINTENANCE COSTS	\$ 210.45		COST PER ACRE \$ 25.54

INCIDENTAL COSTS

FUNCTION	PROJECTED ANNUAL COST	NO. OF ACRES	COST PER ACRE
Administrative Costs	\$ 25.25 /	8.24	\$ 3.06
Maintained Positive Fund Balance	\$ 109.80 /	8.24	\$ 13.33
Contingency	\$ 52.61 /	8.24	\$ 6.39
TOTAL INCIDENTAL COSTS	\$ 187.67		COST PER ACRE \$ 22.78
TOTAL PROJECTED COSTS	\$ 398.12		COST PER ACRE \$ 48.32

MAXIMUM ANNUAL ASSESSMENT FY 13-14 \$ 336.19
MAXIMUM PER ACRE ASSESSMENT FY 13-14 \$ 40.80

ANNUAL ASSESSMENT FY 13-14 \$ 336.19
PER ACRE ASSESSMENT FY 13-14 \$ 40.80

Utility Provider: SCE

Street Lighting Zone 46 is not yet maintained. Should that status remain the same prior to submission of fixed charges to the County of Riverside Auditor-Controller's Office, the assessment will not be submitted and therefore not collected.

**LANDSCAPING AND LIGHTING MAINTENANCE DISTRICT NO. 89-1-CONSOLIDATED
STREET LIGHTING ZONE 48
ANNUAL BUDGET
FISCAL YEAR 2013-14**

MAINTENANCE OF IMPROVEMENTS

FUNCTION	PROJECTED ANNUAL COST	NO. OF ACRES	COST PER ACRE
Streetlights LS-1 9500 Lumen HPSV	\$ 386.40 /	17.77	\$ 21.74
Streetlights LS-1 22000 Lumen HPSV	\$ 503.70 /	17.77	\$ 28.35
TOTAL MAINTENANCE COSTS	\$ 890.10		COST PER ACRE \$ 50.09

INCIDENTAL COSTS

FUNCTION	PROJECTED ANNUAL COST	NO. OF ACRES	COST PER ACRE
Administrative Costs	\$ 106.81 /	17.77	\$ 6.01
Maintained Positive Fund Balance	\$ 464.40 /	17.77	\$ 26.13
Contingency	\$ 222.53 /	17.77	\$ 12.52
TOTAL INCIDENTAL COSTS	\$ 793.74		COST PER ACRE \$ 32.14

TOTAL PROJECTED COSTS **\$ 1,683.84** **COST PER ACRE \$ 82.23**

MAXIMUM ANNUAL ASSESSMENT FY 13-14 **\$ 890.99**
MAXIMUM PER ACRE ASSESSMENT FY 13-14 **\$ 50.14**

ANNUAL ASSESSMENT FY 13-14 **\$ 890.99**
PER ACRE ASSESSMENT FY 13-14 **\$ 50.14**

Utility Provider: SCE

**LANDSCAPING AND LIGHTING MAINTENANCE DISTRICT NO. 89-1-CONSOLIDATED
STREET LIGHTING ZONE 52
ANNUAL BUDGET
FISCAL YEAR 2013-14**

MAINTENANCE OF IMPROVEMENTS

FUNCTION	PROJECTED ANNUAL COST	NO. OF ACRES	COST PER ACRE
Streetlights SL-1 8000 Lumen HPSV	\$ 539.12 /	8.75	\$ 61.61
Streetlights SL-1 25000 Lumen HPSV	\$ 213.15 /	8.75	\$ 24.36
TOTAL MAINTENANCE COSTS	\$ 752.27		COST PER ACRE \$ 85.97

INCIDENTAL COSTS

FUNCTION	PROJECTED ANNUAL COST	NO. OF ACRES	COST PER ACRE
Administrative Costs	\$ 90.27 /	8.75	\$ 10.32
Maintained Positive Fund Balance	\$ 392.49 /	8.75	\$ 44.86
Contingency	\$ 188.07 /	8.75	\$ 21.49
TOTAL INCIDENTAL COSTS	\$ 670.83		COST PER ACRE \$ 76.67

TOTAL PROJECTED COSTS **\$ 1,423.10** **COST PER ACRE \$ 162.64**

MAXIMUM ANNUAL ASSESSMENT FY 13-14 **\$ 1,000.48**
MAXIMUM PER ACRE ASSESSMENT FY 13-14 **\$ 114.34**

ANNUAL ASSESSMENT FY 13-14 **\$ 1,000.48**
PER ACRE ASSESSMENT FY 13-14 **\$ 114.34**

Utility Provider: IID

**LANDSCAPING AND LIGHTING MAINTENANCE DISTRICT NO. 89-1-CONSOLIDATED
STREET LIGHTING ZONE 53
ANNUAL BUDGET
FISCAL YEAR 2013-14**

MAINTENANCE OF IMPROVEMENTS

FUNCTION	PROJECTED ANNUAL COST	NO. OF ACRES	COST PER ACRE
Streetlights LS-1 22000 Lumen HPSV	\$ 251.85 /	11.45	\$ 22.00
TOTAL MAINTENANCE COSTS	\$ 251.85		COST PER ACRE \$ 22.00

INCIDENTAL COSTS

FUNCTION	PROJECTED ANNUAL COST	NO. OF ACRES	COST PER ACRE
Administrative Costs	\$ 30.22 /	11.45	\$ 2.64
Maintained Positive Fund Balance	\$ 131.40 /	11.45	\$ 11.48
Contingency	\$ 62.96 /	11.45	\$ 5.50
TOTAL INCIDENTAL COSTS	\$ 224.58		COST PER ACRE \$ 19.62
TOTAL PROJECTED COSTS	\$ 476.43		COST PER ACRE \$ 41.62

MAXIMUM ANNUAL ASSESSMENT FY 13-14	\$ 421.82
MAXIMUM PER ACRE ASSESSMENT FY 13-14	\$ 36.84

ANNUAL ASSESSMENT FY 13-14	\$ 421.82
PER ACRE ASSESSMENT FY 13-14	\$ 36.84

Utility Provider: SCE

**LANDSCAPING AND LIGHTING MAINTENANCE DISTRICT NO. 89-1-CONSOLIDATED
STREET LIGHTING ZONE 54
ANNUAL BUDGET
FISCAL YEAR 2013-14**

MAINTENANCE OF IMPROVEMENTS

FUNCTION	PROJECTED ANNUAL COST	NO. OF ACRES	COST PER ACRE
Streetlights SL-1 25000 Lumen HPSV	\$ 639.46 /	5.69	\$ 112.38
TOTAL MAINTENANCE COSTS	\$ 639.46		COST PER ACRE \$ 112.38

INCIDENTAL COSTS

FUNCTION	PROJECTED ANNUAL COST	NO. OF ACRES	COST PER ACRE
Administrative Costs	\$ 76.73 /	5.69	\$ 13.49
Maintained Positive Fund Balance	\$ 333.63 /	5.69	\$ 58.63
Contingency	\$ 159.86 /	5.69	\$ 28.10
TOTAL INCIDENTAL COSTS	\$ 570.23		COST PER ACRE \$ 100.22
TOTAL PROJECTED COSTS	\$ 1,209.69		COST PER ACRE \$ 212.60

MAXIMUM ANNUAL ASSESSMENT FY 13-14	\$ 831.99
MAXIMUM PER ACRE ASSESSMENT FY 13-14	\$ 146.22

ANNUAL ASSESSMENT FY 13-14	\$ 831.99
PER ACRE ASSESSMENT FY 13-14	\$ 146.22

Utility Provider: IID

**LANDSCAPING AND LIGHTING MAINTENANCE DISTRICT NO. 89-1-CONSOLIDATED
STREET LIGHTING ZONE 55
ANNUAL BUDGET
FISCAL YEAR 2013-14**

MAINTENANCE OF IMPROVEMENTS

FUNCTION	PROJECTED ANNUAL COST	NO. OF ACRES	COST PER ACRE
Streetlights LS-1 22500 Lumen LPSV	\$ 889.91 /	3.94	\$ 225.86
TOTAL MAINTENANCE COSTS	\$ 889.91		COST PER ACRE \$ 225.86

INCIDENTAL COSTS

FUNCTION	PROJECTED ANNUAL COST	NO. OF ACRES	COST PER ACRE
Administrative Costs	\$ 106.79 /	3.94	\$ 27.10
Maintained Positive Fund Balance	\$ 464.30 /	3.94	\$ 117.84
Contingency	\$ 222.48 /	3.94	\$ 56.47
TOTAL INCIDENTAL COSTS	\$ 793.56		COST PER ACRE \$ 201.41

TOTAL PROJECTED COSTS **\$ 1,683.47** **COST PER ACRE \$ 427.27**

MAXIMUM ANNUAL ASSESSMENT FY 13-14 **\$ 806.68**
MAXIMUM PER ACRE ASSESSMENT FY 13-14 **\$ 204.74**

ANNUAL ASSESSMENT FY 13-14 **\$ 806.68**
PER ACRE ASSESSMENT FY 13-14 **\$ 204.74**

Utility Provider: SCE

Street Lighting Zone 55 is not yet maintained. Should that status remain the same prior to submission of fixed charges to the County of Riverside Auditor-Controller's Office, the assessment will not be submitted and therefore not collected.

**LANDSCAPING AND LIGHTING MAINTENANCE DISTRICT NO. 89-1-CONSOLIDATED
STREET LIGHTING ZONE 56
ANNUAL BUDGET
FISCAL YEAR 2013-14**

MAINTENANCE OF IMPROVEMENTS

FUNCTION	PROJECTED ANNUAL COST	NO. OF ACRES	COST PER ACRE
Streetlights SL-1 8000 Lumen HPSV	\$ 134.78 /	57.5	\$ 2.34
TOTAL MAINTENANCE COSTS	\$ 134.78		COST PER ACRE \$ 2.34

INCIDENTAL COSTS

FUNCTION	PROJECTED ANNUAL COST	NO. OF ACRES	COST PER ACRE
Administrative Costs	\$ 16.17 /	57.5	\$ 0.28
Maintained Positive Fund Balance	\$ 70.32 /	57.5	\$ 1.22
Contingency	\$ 33.70 /	57.5	\$ 0.59
TOTAL INCIDENTAL COSTS	\$ 120.19		COST PER ACRE \$ 2.09

TOTAL PROJECTED COSTS **\$ 254.97** **COST PER ACRE \$ 4.43**

MAXIMUM ANNUAL ASSESSMENT FY 13-14 **\$ 201.25**
MAXIMUM PER ACRE ASSESSMENT FY 13-14 **\$ 3.50**

ANNUAL ASSESSMENT FY 13-14 **\$ 201.25**
PER ACRE ASSESSMENT FY 13-14 **\$ 3.50**

Utility Provider: IID

**LANDSCAPING AND LIGHTING MAINTENANCE DISTRICT NO. 89-1-CONSOLIDATED
STREET LIGHTING ZONE 57
ANNUAL BUDGET
FISCAL YEAR 2013-14**

MAINTENANCE OF IMPROVEMENTS

FUNCTION	PROJECTED ANNUAL COST	NO. OF ACRES	COST PER ACRE
Streetlights LS-1 22500 Lumen LPSV	\$ 1,483.18 /	14.99	\$ 98.94
TOTAL MAINTENANCE COSTS	\$ 1,483.18		COST PER ACRE \$ 98.94

INCIDENTAL COSTS

FUNCTION	PROJECTED ANNUAL COST	NO. OF ACRES	COST PER ACRE
Administrative Costs	\$ 177.98 /	14.99	\$ 11.87
Maintained Positive Fund Balance	\$ 773.83 /	14.99	\$ 51.62
Contingency	\$ 370.79 /	14.99	\$ 24.74
TOTAL INCIDENTAL COSTS	\$ 1,322.61		COST PER ACRE \$ 88.23

TOTAL PROJECTED COSTS **\$ 2,805.78** **COST PER ACRE \$ 187.17**

MAXIMUM ANNUAL ASSESSMENT FY 13-14 **\$ 1,360.79**
MAXIMUM PER ACRE ASSESSMENT FY 13-14 **\$ 90.78**

ANNUAL ASSESSMENT FY 13-14 **\$ 1,360.79**
PER ACRE ASSESSMENT FY 13-14 **\$ 90.78**

Utility Provider: SCE

**LANDSCAPING AND LIGHTING MAINTENANCE DISTRICT NO. 89-1-CONSOLIDATED
STREET LIGHTING ZONE 58
ANNUAL BUDGET
FISCAL YEAR 2013-14**

MAINTENANCE OF IMPROVEMENTS

FUNCTION	PROJECTED ANNUAL COST	NO. OF ACRES	COST PER ACRE
Streetlights LS-1 22000 Lumen HPSV	\$ 1,007.40 /	167.49	\$ 6.01
TOTAL MAINTENANCE COSTS	\$ 1,007.40		COST PER ACRE \$ 6.01

INCIDENTAL COSTS

FUNCTION	PROJECTED ANNUAL COST	NO. OF ACRES	COST PER ACRE
Administrative Costs	\$ 120.89 /	167.49	\$ 0.72
Maintained Positive Fund Balance	\$ 1,790.88 /	167.49	\$ 10.69
Contingency	\$ 251.85 /	167.49	\$ 1.50
TOTAL INCIDENTAL COSTS	\$ 2,163.62		COST PER ACRE \$ 12.91

TOTAL PROJECTED COSTS **\$ 3,171.02** **COST PER ACRE \$ 18.92**

MAXIMUM ANNUAL ASSESSMENT FY 13-14 **\$ 609.66**
MAXIMUM PER ACRE ASSESSMENT FY 13-14 **\$ 3.64**

ANNUAL ASSESSMENT FY 13-14 **\$ 609.66**
PER ACRE ASSESSMENT FY 13-14 **\$ 3.64**

Utility Provider: SCE

Street Lighting Zone 58 is not yet maintained. Should that status remain the same prior to submission of fixed charges to the County of Riverside Auditor-Controller's Office, the assessment will not be submitted and therefore not collected.

**LANDSCAPING AND LIGHTING MAINTENANCE DISTRICT NO. 89-1-CONSOLIDATED
STREET LIGHTING ZONE 61
ANNUAL BUDGET
FISCAL YEAR 2013-14**

MAINTENANCE OF IMPROVEMENTS

FUNCTION	PROJECTED ANNUAL COST	/	NO. OF ACRES	COST PER ACRE
Streetlights SL-1 25000 Lumen HPSV	\$ 213.15	/	6.19	\$ 34.43
TOTAL MAINTENANCE COSTS	\$ 213.15			COST PER ACRE \$ 34.43

INCIDENTAL COSTS

FUNCTION	PROJECTED ANNUAL COST	/	NO. OF ACRES	COST PER ACRE
Administrative Costs	\$ 25.58	/	6.19	\$ 4.13
Maintained Positive Fund Balance	\$ 111.21	/	6.19	\$ 17.97
Contingency	\$ 53.29	/	6.19	\$ 8.61
TOTAL INCIDENTAL COSTS	\$ 190.08			COST PER ACRE \$ 30.71
TOTAL PROJECTED COSTS	\$ 403.23			COST PER ACRE \$ 65.14

MAXIMUM ANNUAL ASSESSMENT FY 13-14 \$ 379.94
MAXIMUM PER ACRE ASSESSMENT FY 13-14 \$ 61.38

ANNUAL ASSESSMENT FY 13-14 \$ 379.94
PER ACRE ASSESSMENT FY 13-14 \$ 61.38

Utility Provider: IID

**LANDSCAPING AND LIGHTING MAINTENANCE DISTRICT NO. 89-1-CONSOLIDATED
STREET LIGHTING ZONE 64
ANNUAL BUDGET
FISCAL YEAR 2013-14**

MAINTENANCE OF IMPROVEMENTS

FUNCTION	PROJECTED ANNUAL COST	NO. OF ACRES	COST PER ACRE
Streetlights SL-1 8000 Lumen HPSV	\$ 269.56 /	0.62	\$ 434.77
Streetlights SL-1 25000 Lumen HPSV	\$ 213.15 /	0.62	\$ 343.79
TOTAL MAINTENANCE COSTS	\$ 482.71		COST PER ACRE \$ 778.56

INCIDENTAL COSTS

FUNCTION	PROJECTED ANNUAL COST	NO. OF ACRES	COST PER ACRE
Administrative Costs	\$ 57.93 /	0.62	\$ 93.43
Maintained Positive Fund Balance	\$ 251.85 /	0.62	\$ 406.21
Contingency	\$ 120.68 /	0.62	\$ 194.64
TOTAL INCIDENTAL COSTS	\$ 430.45		COST PER ACRE \$ 694.28

TOTAL PROJECTED COSTS **\$ 913.17** **COST PER ACRE \$ 1,472.84**

MAXIMUM ANNUAL ASSESSMENT FY 13-14 **\$ 1,120.35**
MAXIMUM PER ACRE ASSESSMENT FY 13-14 **\$ 1,807.02**

ANNUAL ASSESSMENT FY 13-14 **\$ 913.17**
PER ACRE ASSESSMENT FY 13-14 **\$ 1,472.84**

Utility Provider: IID

**LANDSCAPING AND LIGHTING MAINTENANCE DISTRICT NO. 89-1-CONSOLIDATED
STREET LIGHTING ZONE 65
ANNUAL BUDGET
FISCAL YEAR 2013-14**

MAINTENANCE OF IMPROVEMENTS

FUNCTION	PROJECTED ANNUAL COST	NO. OF ACRES	COST PER ACRE
Streetlights LS-1 22000 Lumen HPSV	\$ 1,007.40 /	11.5	\$ 87.60
TOTAL MAINTENANCE COSTS	\$ 1,007.40		COST PER ACRE \$ 87.60

INCIDENTAL COSTS

FUNCTION	PROJECTED ANNUAL COST	NO. OF ACRES	COST PER ACRE
Administrative Costs	\$ 120.89 /	11.5	\$ 10.51
Maintained Positive Fund Balance	\$ 525.60 /	11.5	\$ 45.70
Contingency	\$ 251.85 /	11.5	\$ 21.90
TOTAL INCIDENTAL COSTS	\$ 898.34		COST PER ACRE \$ 78.11
TOTAL PROJECTED COSTS	\$ 1,905.74		COST PER ACRE \$ 165.71

MAXIMUM ANNUAL ASSESSMENT FY 13-14	\$ 1,653.47
MAXIMUM PER ACRE ASSESSMENT FY 13-14	\$ 143.78

ANNUAL ASSESSMENT FY 13-14	\$ 1,653.47
PER ACRE ASSESSMENT FY 13-14	\$ 143.78

Utility Provider: SCE

**LANDSCAPING AND LIGHTING MAINTENANCE DISTRICT NO. 89-1-CONSOLIDATED
STREET LIGHTING ZONE 66
ANNUAL BUDGET
FISCAL YEAR 2013-14**

MAINTENANCE OF IMPROVEMENTS

FUNCTION	PROJECTED ANNUAL COST	NO. OF ACRES	COST PER ACRE
Streetlights LS-1 22000 Lumen HPSV	\$ 503.70 /	2.01	\$ 250.60
TOTAL MAINTENANCE COSTS	\$ 503.70		COST PER ACRE \$ 250.60

INCIDENTAL COSTS

FUNCTION	PROJECTED ANNUAL COST	NO. OF ACRES	COST PER ACRE
Administrative Costs	\$ 60.44 /	2.01	\$ 30.07
Maintained Positive Fund Balance	\$ 262.80 /	2.01	\$ 130.75
Contingency	\$ 125.93 /	2.01	\$ 62.65
TOTAL INCIDENTAL COSTS	\$ 449.17		COST PER ACRE \$ 223.47
TOTAL PROJECTED COSTS	\$ 952.87		COST PER ACRE \$ 474.07

MAXIMUM ANNUAL ASSESSMENT FY 13-14	\$ 839.01
MAXIMUM PER ACRE ASSESSMENT FY 13-14	\$ 417.42

ANNUAL ASSESSMENT FY 13-14	\$ 839.01
PER ACRE ASSESSMENT FY 13-14	\$ 417.42

Utility Provider: SCE

**LANDSCAPING AND LIGHTING MAINTENANCE DISTRICT NO. 89-1-CONSOLIDATED
STREET LIGHTING ZONE 67
ANNUAL BUDGET
FISCAL YEAR 2013-14**

MAINTENANCE OF IMPROVEMENTS

FUNCTION	PROJECTED ANNUAL COST	NO. OF ACRES	COST PER ACRE
Streetlights SL-1 8000 Lumen HPSV	\$ 134.78 /	7.38	\$ 18.26
Streetlights SL-1 25000 Lumen HPSV	\$ 852.61 /	7.38	\$ 115.53
TOTAL MAINTENANCE COSTS	\$ 987.39		COST PER ACRE \$ 133.79

INCIDENTAL COSTS

FUNCTION	PROJECTED ANNUAL COST	NO. OF ACRES	COST PER ACRE
Administrative Costs	\$ 118.49 /	7.38	\$ 16.06
Maintained Positive Fund Balance	\$ 755.16 /	7.38	\$ 102.32
Contingency	\$ 246.85 /	7.38	\$ 33.45
TOTAL INCIDENTAL COSTS	\$ 1,120.49		COST PER ACRE \$ 151.83

TOTAL PROJECTED COSTS **\$ 2,107.88** **COST PER ACRE \$ 285.62**

MAXIMUM ANNUAL ASSESSMENT FY 13-14 **\$ 2,107.88**
MAXIMUM PER ACRE ASSESSMENT FY 13-14 **\$ 285.62**

ANNUAL ASSESSMENT FY 13-14 **\$ 2,107.88**
PER ACRE ASSESSMENT FY 13-14 **\$ 285.62**

Utility Provider: IID

**LANDSCAPING AND LIGHTING MAINTENANCE DISTRICT NO. 89-1-CONSOLIDATED
STREET LIGHTING ZONE 72
ANNUAL BUDGET
FISCAL YEAR 2013-14**

MAINTENANCE OF IMPROVEMENTS

FUNCTION	PROJECTED ANNUAL COST	NO. OF ACRES	COST PER ACRE
Streetlights LS-1 22500 Lumen LPSV	\$ 296.64 /	3.5	\$ 84.75
TOTAL MAINTENANCE COSTS	\$ 296.64		COST PER ACRE \$ 84.75

INCIDENTAL COSTS

FUNCTION	PROJECTED ANNUAL COST	NO. OF ACRES	COST PER ACRE
Administrative Costs	\$ 35.60 /	3.5	\$ 10.17
Maintained Positive Fund Balance	\$ 154.77 /	3.5	\$ 44.22
Contingency	\$ 74.16 /	3.5	\$ 21.19
TOTAL INCIDENTAL COSTS	\$ 264.52		COST PER ACRE \$ 75.58
TOTAL PROJECTED COSTS	\$ 561.16		COST PER ACRE \$ 160.33

MAXIMUM ANNUAL ASSESSMENT FY 13-14	\$ 421.61
MAXIMUM PER ACRE ASSESSMENT FY 13-14	\$ 120.46

ANNUAL ASSESSMENT FY 13-14	\$ 421.61
PER ACRE ASSESSMENT FY 13-14	\$ 120.46

Utility Provider: SCE

Street Lighting Zone 72 is not yet maintained. Should that status remain the same prior to submission of fixed charges to the County of Riverside Auditor-Controller's Office, the assessment will not be submitted and therefore not collected.

**LANDSCAPING AND LIGHTING MAINTENANCE DISTRICT NO. 89-1-CONSOLIDATED
STREET LIGHTING ZONE 74
ANNUAL BUDGET
FISCAL YEAR 2013-14**

MAINTENANCE OF IMPROVEMENTS

FUNCTION	PROJECTED ANNUAL COST	NO. OF ACRES	COST PER ACRE
Streetlights SL-1 8000 Lumen HPSV	\$ 134.78 /	1	\$ 134.78
TOTAL MAINTENANCE COSTS	\$ 134.78		COST PER ACRE \$ 134.78

INCIDENTAL COSTS

FUNCTION	PROJECTED ANNUAL COST	NO. OF ACRES	COST PER ACRE
Administrative Costs	\$ 16.17 /	1	\$ 16.17
Reserves	\$ (77.29) /	1	\$ (77.29)
Contingency	\$ 33.70 /	1	\$ 33.70
TOTAL INCIDENTAL COSTS	\$ (27.42)		COST PER ACRE \$ (27.42)
TOTAL PROJECTED COSTS	\$ 107.36		COST PER ACRE \$ 107.36

MAXIMUM ANNUAL ASSESSMENT FY 13-14 \$ 421.60
MAXIMUM PER ACRE ASSESSMENT FY 13-14 \$ 421.60

ANNUAL ASSESSMENT FY 13-14 \$ 107.36
PER ACRE ASSESSMENT FY 13-14 \$ 107.36

Utility Provider: IID

**LANDSCAPING AND LIGHTING MAINTENANCE DISTRICT NO. 89-1-CONSOLIDATED
STREET LIGHTING ZONE 75
ANNUAL BUDGET
FISCAL YEAR 2013-14**

MAINTENANCE OF IMPROVEMENTS

FUNCTION	PROJECTED ANNUAL COST	NO. OF ACRES	COST PER ACRE
Streetlights LS-1 22000 Lumen HPSV	\$ 251.85 /	3.97	\$ 63.44
TOTAL MAINTENANCE COSTS	\$ 251.85		COST PER ACRE \$ 63.44

INCIDENTAL COSTS

FUNCTION	PROJECTED ANNUAL COST	NO. OF ACRES	COST PER ACRE
Administrative Costs	\$ 30.22 /	3.97	\$ 7.61
Maintained Positive Fund Balance	\$ 131.40 /	3.97	\$ 33.10
Contingency	\$ 62.96 /	3.97	\$ 15.86
TOTAL INCIDENTAL COSTS	\$ 224.58		COST PER ACRE \$ 56.57
TOTAL PROJECTED COSTS	\$ 476.43		COST PER ACRE \$ 120.01

MAXIMUM ANNUAL ASSESSMENT FY 13-14	\$ 421.53
MAXIMUM PER ACRE ASSESSMENT FY 13-14	\$ 106.18

ANNUAL ASSESSMENT FY 13-14	\$ 421.53
PER ACRE ASSESSMENT FY 13-14	\$ 106.18

Utility Provider: SCE

**LANDSCAPING AND LIGHTING MAINTENANCE DISTRICT NO. 89-1-CONSOLIDATED
STREET LIGHTING ZONE 76
ANNUAL BUDGET
FISCAL YEAR 2013-14**

MAINTENANCE OF IMPROVEMENTS

FUNCTION	PROJECTED ANNUAL COST	NO. OF ACRES	COST PER ACRE
Streetlights LS-1 22000 Lumen HPSV	\$ 251.85 /	0.97	\$ 259.64
TOTAL MAINTENANCE COSTS	\$ 251.85		COST PER ACRE \$ 259.64

INCIDENTAL COSTS

FUNCTION	PROJECTED ANNUAL COST	NO. OF ACRES	COST PER ACRE
Administrative Costs	\$ 30.22 /	0.97	\$ 31.16
Maintained Positive Fund Balance	\$ 131.40 /	0.97	\$ 135.46
Contingency	\$ 62.96 /	0.97	\$ 64.91
TOTAL INCIDENTAL COSTS	\$ 224.58		COST PER ACRE \$ 231.53

TOTAL PROJECTED COSTS **\$ 476.43** **COST PER ACRE \$ 491.17**

MAXIMUM ANNUAL ASSESSMENT FY 13-14 **\$ 397.02**
MAXIMUM PER ACRE ASSESSMENT FY 13-14 **\$ 409.30**

ANNUAL ASSESSMENT FY 13-14 **\$ 397.02**
PER ACRE ASSESSMENT FY 13-14 **\$ 409.30**

Utility Provider: SCE

**LANDSCAPING AND LIGHTING MAINTENANCE DISTRICT NO. 89-1-CONSOLIDATED
STREET LIGHTING ZONE 78
ANNUAL BUDGET
FISCAL YEAR 2013-14**

MAINTENANCE OF IMPROVEMENTS

FUNCTION	PROJECTED ANNUAL COST	NO. OF ACRES	COST PER ACRE
Streetlights LS-1 22500 Lumen LPSV	\$ 1,186.54 /	12.19	\$ 97.34
TOTAL MAINTENANCE COSTS	\$ 1,186.54		COST PER ACRE \$ 97.34

INCIDENTAL COSTS

FUNCTION	PROJECTED ANNUAL COST	NO. OF ACRES	COST PER ACRE
Administrative Costs	\$ 142.38 /	12.19	\$ 11.68
Maintained Positive Fund Balance	\$ 619.06 /	12.19	\$ 50.78
Contingency	\$ 296.64 /	12.19	\$ 24.33
TOTAL INCIDENTAL COSTS	\$ 1,058.09		COST PER ACRE \$ 86.79
TOTAL PROJECTED COSTS	\$ 2,244.63		COST PER ACRE \$ 184.13

MAXIMUM ANNUAL ASSESSMENT FY 13-14 \$ 1,632.73
MAXIMUM PER ACRE ASSESSMENT FY 13-14 \$ 133.94

ANNUAL ASSESSMENT FY 13-14 \$ 1,632.73
PER ACRE ASSESSMENT FY 13-14 \$ 133.94

Utility Provider: SCE

**LANDSCAPING AND LIGHTING MAINTENANCE DISTRICT NO. 89-1-CONSOLIDATED
STREET LIGHTING ZONE 81
ANNUAL BUDGET
FISCAL YEAR 2013-14**

MAINTENANCE OF IMPROVEMENTS

FUNCTION	PROJECTED ANNUAL COST	NO. OF ACRES	COST PER ACRE
Streetlights SL-1 8000 Lumen HPSV	\$ 404.34 /	3.49	\$ 115.86
TOTAL MAINTENANCE COSTS	\$ 404.34		COST PER ACRE \$ 115.86

INCIDENTAL COSTS

FUNCTION	PROJECTED ANNUAL COST	NO. OF ACRES	COST PER ACRE
Administrative Costs	\$ 48.52 /	3.49	\$ 13.90
Maintained Positive Fund Balance	\$ 609.40 /	3.49	\$ 174.61
Contingency	\$ 101.09 /	3.49	\$ 28.96
TOTAL INCIDENTAL COSTS	\$ 759.00		COST PER ACRE \$ 217.47

TOTAL PROJECTED COSTS **\$ 1,163.34** **COST PER ACRE \$ 333.33**

MAXIMUM ANNUAL ASSESSMENT FY 13-14 **\$ 1,163.36**
MAXIMUM PER ACRE ASSESSMENT FY 13-14 **\$ 333.34**

ANNUAL ASSESSMENT FY 13-14 **\$ 1,163.34**
PER ACRE ASSESSMENT FY 13-14 **\$ 333.34**

Utility Provider: IID

**LANDSCAPING AND LIGHTING MAINTENANCE DISTRICT NO. 89-1-CONSOLIDATED
STREET LIGHTING ZONE 85
ANNUAL BUDGET
FISCAL YEAR 2013-14**

MAINTENANCE OF IMPROVEMENTS

FUNCTION	PROJECTED ANNUAL COST	NO. OF ACRES	COST PER ACRE
Streetlights LS-1 22500 Lumen LPSV	\$ 593.27 /	5.58	\$ 106.32
TOTAL MAINTENANCE COSTS	\$ 593.27	COST PER ACRE	\$ 106.32

INCIDENTAL COSTS

FUNCTION	PROJECTED ANNUAL COST	NO. OF ACRES	COST PER ACRE
Administrative Costs	\$ 71.19 /	5.58	\$ 12.76
Maintained Positive Fund Balance	\$ 309.53 /	5.58	\$ 55.47
Contingency	\$ 148.32 /	5.58	\$ 26.58
TOTAL INCIDENTAL COSTS	\$ 529.04	COST PER ACRE	\$ 94.81
TOTAL PROJECTED COSTS	\$ 1,122.31	COST PER ACRE	\$ 201.13

MAXIMUM ANNUAL ASSESSMENT FY 13-14	\$ 826.62
MAXIMUM PER ACRE ASSESSMENT FY 13-14	\$ 148.14

ANNUAL ASSESSMENT FY 13-14	\$ 826.62
PER ACRE ASSESSMENT FY 13-14	\$ 148.14

Utility Provider: SCE

**LANDSCAPING AND LIGHTING MAINTENANCE DISTRICT NO. 89-1-CONSOLIDATED
STREET LIGHTING ZONE 89
ANNUAL BUDGET
FISCAL YEAR 2013-14**

MAINTENANCE OF IMPROVEMENTS

FUNCTION	PROJECTED ANNUAL COST	NO. OF ACRES	COST PER ACRE
Streetlights LS-1 22500 Lumen LPSV	\$ 296.64 /	15.79	\$ 18.79
TOTAL MAINTENANCE COSTS	\$ 296.64		COST PER ACRE \$ 18.79

INCIDENTAL COSTS

FUNCTION	PROJECTED ANNUAL COST	NO. OF ACRES	COST PER ACRE
Administrative Costs	\$ 35.60 /	15.79	\$ 2.25
Maintained Positive Fund Balance	\$ 154.77 /	15.79	\$ 9.80
Contingency	\$ 74.16 /	15.79	\$ 4.70
TOTAL INCIDENTAL COSTS	\$ 264.52		COST PER ACRE \$ 16.75

TOTAL PROJECTED COSTS **\$ 561.16** **COST PER ACRE \$ 35.54**

MAXIMUM ANNUAL ASSESSMENT FY 13-14 \$ 391.28
MAXIMUM PER ACRE ASSESSMENT FY 13-14 \$ 24.78

ANNUAL ASSESSMENT FY 13-14 \$ 391.28
PER ACRE ASSESSMENT FY 13-14 \$ 24.78

Utility Provider: SCE

**LANDSCAPING AND LIGHTING MAINTENANCE DISTRICT NO. 89-1-CONSOLIDATED
STREET LIGHTING ZONE 95
ANNUAL BUDGET
FISCAL YEAR 2013-14**

MAINTENANCE OF IMPROVEMENTS

FUNCTION	PROJECTED ANNUAL COST	NO. OF ACRES	COST PER ACRE
Streetlights LS-1 9500 Lumen HPSV	\$ 193.20 /	1.82	\$ 106.15
TOTAL MAINTENANCE COSTS	\$ 193.20		COST PER ACRE \$ 106.15

INCIDENTAL COSTS

FUNCTION	PROJECTED ANNUAL COST	NO. OF ACRES	COST PER ACRE
Administrative Costs	\$ 23.18 /	1.82	\$ 12.74
Maintained Positive Fund Balance	\$ 140.52 /	1.82	\$ 77.21
Contingency	\$ 48.30 /	1.82	\$ 26.54
TOTAL INCIDENTAL COSTS	\$ 212.00		COST PER ACRE \$ 116.49
TOTAL PROJECTED COSTS	\$ 405.20		COST PER ACRE \$ 222.64

MAXIMUM ANNUAL ASSESSMENT FY 13-14 \$ 405.20
MAXIMUM PER ACRE ASSESSMENT FY 13-14 \$ 222.64

ANNUAL ASSESSMENT FY 13-14 \$ 405.20
PER ACRE ASSESSMENT FY 13-14 \$ 222.64

Utility Provider: SCE

**LANDSCAPING AND LIGHTING MAINTENANCE DISTRICT NO. 89-1-CONSOLIDATED
STREET LIGHTING ZONE 99
ANNUAL BUDGET
FISCAL YEAR 2013-14**

MAINTENANCE OF IMPROVEMENTS

FUNCTION	PROJECTED ANNUAL COST	NO. OF ACRES	COST PER ACRE
Streetlights LS-1 22000 Lumen HPSV	\$ 503.70 /	10.76	\$ 46.81
TOTAL MAINTENANCE COSTS	\$ 503.70		COST PER ACRE \$ 46.81

INCIDENTAL COSTS

FUNCTION	PROJECTED ANNUAL COST	NO. OF ACRES	COST PER ACRE
Administrative Costs	\$ 60.44 /	10.76	\$ 5.62
Maintained Positive Fund Balance	\$ 262.80 /	10.76	\$ 24.42
Contingency	\$ 125.93 /	10.76	\$ 11.70
TOTAL INCIDENTAL COSTS	\$ 449.17		COST PER ACRE \$ 41.74
TOTAL PROJECTED COSTS	\$ 952.87		COST PER ACRE \$ 88.55

MAXIMUM ANNUAL ASSESSMENT FY 13-14 \$ 779.02
MAXIMUM PER ACRE ASSESSMENT FY 13-14 \$ 72.40

ANNUAL ASSESSMENT FY 13-14 \$ 779.02
PER ACRE ASSESSMENT FY 13-14 \$ 72.40

Utility Provider: SCE

Street Lighting Zone 99 is not yet maintained. Should that status remain the same prior to submission of fixed charges to the County of Riverside Auditor-Controller's Office, the assessment will not be submitted and therefore not collected.

**LANDSCAPING AND LIGHTING MAINTENANCE DISTRICT NO. 89-1-CONSOLIDATED
STREET LIGHTING ZONE 101
ANNUAL BUDGET
FISCAL YEAR 2013-14**

MAINTENANCE OF IMPROVEMENTS

FUNCTION	PROJECTED ANNUAL COST	NO. OF ACRES	COST PER ACRE
Streetlights LS-1 22000 Lumen HPSV	\$ 503.70 /	0.68	\$ 740.74
TOTAL MAINTENANCE COSTS	\$ 503.70		COST PER ACRE \$ 740.74

INCIDENTAL COSTS

FUNCTION	PROJECTED ANNUAL COST	NO. OF ACRES	COST PER ACRE
Administrative Costs	\$ 60.44 /	0.68	\$ 88.89
Maintained Positive Fund Balance	\$ 262.80 /	0.68	\$ 386.47
Contingency	\$ 125.93 /	0.68	\$ 185.18
TOTAL INCIDENTAL COSTS	\$ 449.17		COST PER ACRE \$ 660.54

TOTAL PROJECTED COSTS **\$ 952.87** **COST PER ACRE \$ 1,401.28**

MAXIMUM ANNUAL ASSESSMENT FY 13-14 **\$ 701.88**
MAXIMUM PER ACRE ASSESSMENT FY 13-14 **\$ 1,032.18**

ANNUAL ASSESSMENT FY 13-14 **\$ 701.88**
PER ACRE ASSESSMENT FY 13-14 **\$ 1,032.18**

Utility Provider: SCE

**LANDSCAPING AND LIGHTING MAINTENANCE DISTRICT NO. 89-1-CONSOLIDATED
STREET LIGHTING ZONE 104
ANNUAL BUDGET
FISCAL YEAR 2013-14**

MAINTENANCE OF IMPROVEMENTS

FUNCTION	PROJECTED ANNUAL COST		NO. OF ACRES	COST PER ACRE
Streetlights LS-1 9500 Lumen HPSV	\$ 386.40	/	13.83	\$ 27.94
TOTAL MAINTENANCE COSTS	\$ 386.40			COST PER ACRE \$ 27.94

INCIDENTAL COSTS

FUNCTION	PROJECTED ANNUAL COST		NO. OF ACRES	COST PER ACRE
Administrative Costs	\$ 46.37	/	13.83	\$ 3.35
Maintained Positive Fund Balance	\$ 234.33	/	13.83	\$ 16.94
Contingency	\$ 96.60	/	13.83	\$ 6.98
TOTAL INCIDENTAL COSTS	\$ 377.29			COST PER ACRE \$ 27.27
TOTAL PROJECTED COSTS	\$ 763.69			COST PER ACRE \$ 55.21

MAXIMUM ANNUAL ASSESSMENT FY 13-14 \$ 763.69
MAXIMUM PER ACRE ASSESSMENT FY 13-14 \$ 55.22

ANNUAL ASSESSMENT FY 13-14 \$ 763.69
PER ACRE ASSESSMENT FY 13-14 \$ 55.22

Utility Provider: SCE

Street Lighting Zone 104 is not yet maintained. Should that status remain the same prior to submission of fixed charges to the County of Riverside Auditor-Controller's Office, the assessment will not be submitted and therefore not collected.

PART IV – VOLUME 3
ASSESSMENT DIAGRAMS
FISCAL YEAR 2013-14
LANDSCAPING AND LIGHTING MAINTENANCE DISTRICT
NO.89-1-CONSOLIDATED
COUNTY OF RIVERSIDE, CALIFORNIA

Assessment Diagram

A reduced copy of the Assessment Diagram is filed herewith and made a part hereof.

If any parcel submitted for collection is identified by the County Auditor-Controller to be an invalid parcel number for the current fiscal year, a corrected parcel number and/or new parcel number will be identified and resubmitted to the County Auditor/Controller. The assessment amount to be levied and collected for the resubmitted parcel or parcels shall be based on the method of apportionment and assessment rate approved in this Report. Therefore, if a single parcel has changed to multiple parcels, the assessment amount applied to each of the new parcels shall be recalculated and applied according to the approved method of apportionment and assessment rate rather than a proportionate share of the original assessment.

Information identified on these maps was received from several sources including the owner/developer, Transportation Department, and the Riverside County Assessor.

LANDSCAPING AND LIGHTING MAINTENANCE DISTRICT NO. 89-1-CONSOLIDATED

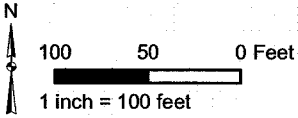
STREET LIGHTING ZONE 2

PORTION OF SECTION 8, T.5S., R.7E.

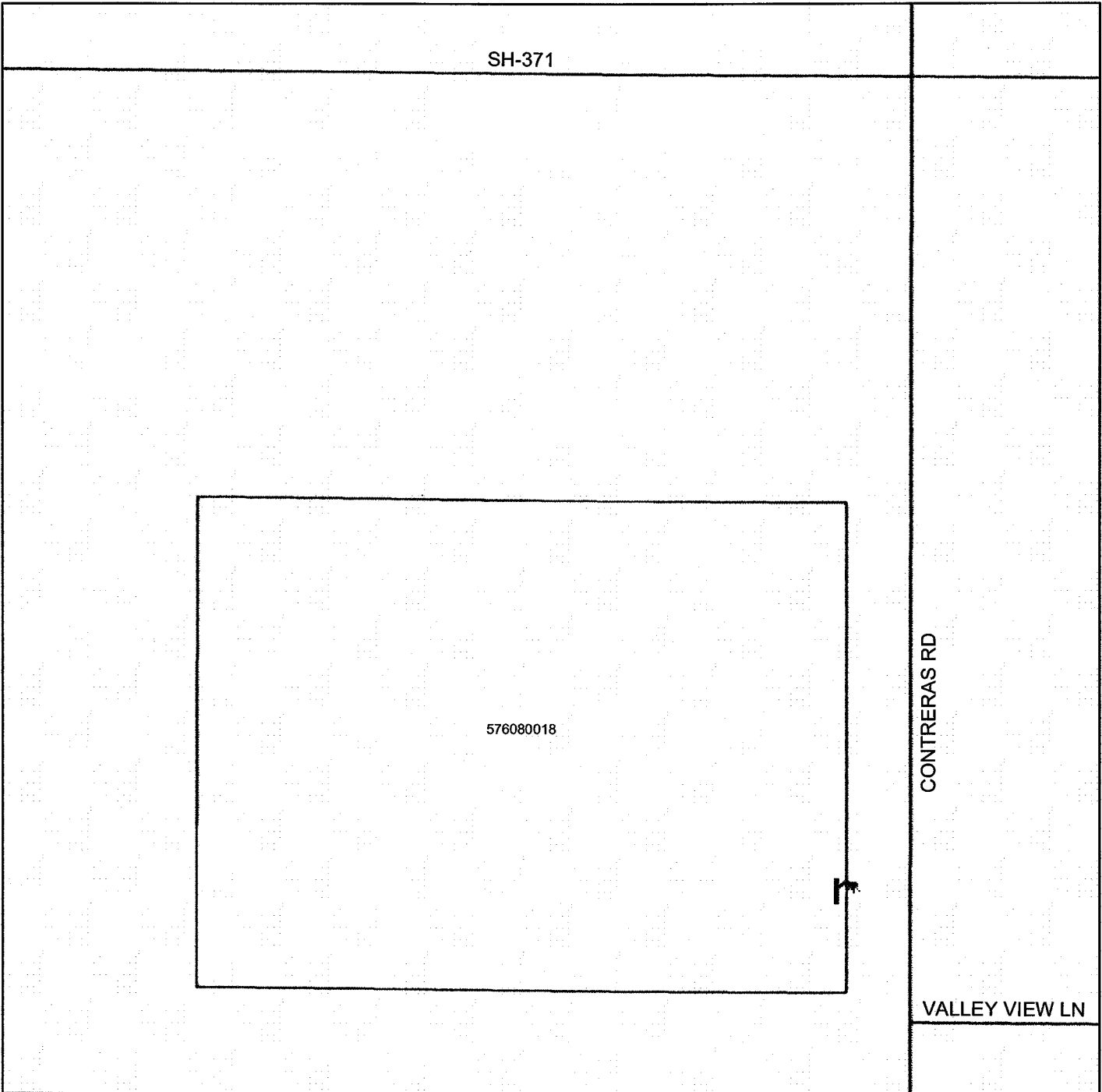
PLOT PLAN NO. 16949 - 1 PARCEL



The County of Riverside assumes no warranty or legal responsibility for the information contained on this map. Data and information represented on this map is subject to updates, modifications and may not be complete or appropriate for all purposes. County GIS and other sources should be queried for the most current information. Do not copy or reuse this map.



ASSESSMENT DIAGRAM Printed by bhahn on 4/30/2013



 DENOTES MAINTAINED STREETLIGHT


STREET LIGHTING ZONE 3

PORTION OF SECTION 13, T.4S., R.4W.

PLOT PLAN NO. 16978 - 3 PARCELS



The County of Riverside assumes no warranty or legal responsibility for the information contained on this map. Data and information represented on this map is subject to updates, modifications and may not be complete or appropriate for all purposes. County GIS and other sources should be queried for the most current information. Do not copy or resell this map.



ASSESSMENT DIAGRAM Printed by bhahn on 4/30/2013



DENOTES MAINTAINED STREETLIGHT

LANDSCAPING AND LIGHTING MAINTENANCE DISTRICT NO. 89-1-CONSOLIDATED


STREET LIGHTING ZONE 4

PORTION OF SECTION 6, T.5S., R.7E.

PLOT PLAN NO. 17611 - 10 PARCELS

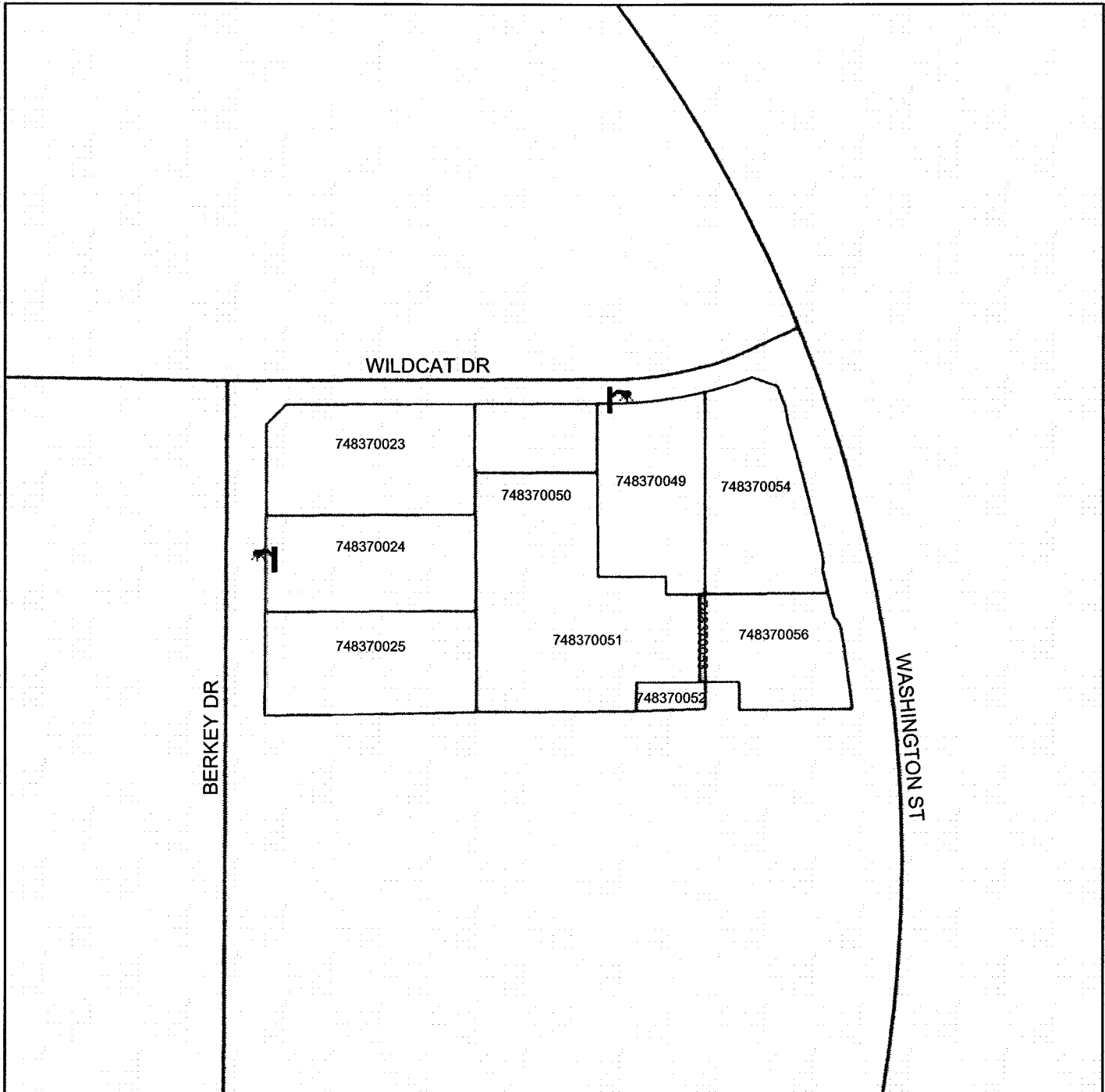


The County of Riverside assumes no warranty or legal responsibility for the information contained on this map. Data and information represented on this map is subject to updates, modifications and may not be complete or appropriate for all purposes. County GIS and other sources should be queried for the most current information. Do not copy or resell this map.



ASSESSMENT DIAGRAM

Printed by bhahn on 4/30/2013



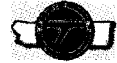

 DENOTES MAINTAINED STREETLIGHT

LANDSCAPING AND LIGHTING MAINTENANCE DISTRICT NO. 89-1-CONSOLIDATED

STREET LIGHTING ZONE 9

PORTION OF SECTION 24, T.7S., R.3W.

CONDUTIONAL USE PERMIT NO. 03323 - 16 PARCELS



The County of Riverside assumes no warranty or legal responsibility for the information contained on this map. Data and information represented on this map is subject to updates, modifications and may not be complete or appropriate for all purposes. County GIS and other sources should be queried for the most current information. Do not copy or resell this map.

ASSESSMENT DIAGRAM

Printed by bhahn on 4/30/2013



 DENOTES MAINTAINED STREETLIGHT

LANDSCAPING AND LIGHTING MAINTENANCE DISTRICT NO. 89-1-CONSOLIDATED


STREET LIGHTING ZONE 11

PORTION OF SECTION 7, T.5S., R.2W.

PLOT PLAN NO. 16103 - 1 PARCEL

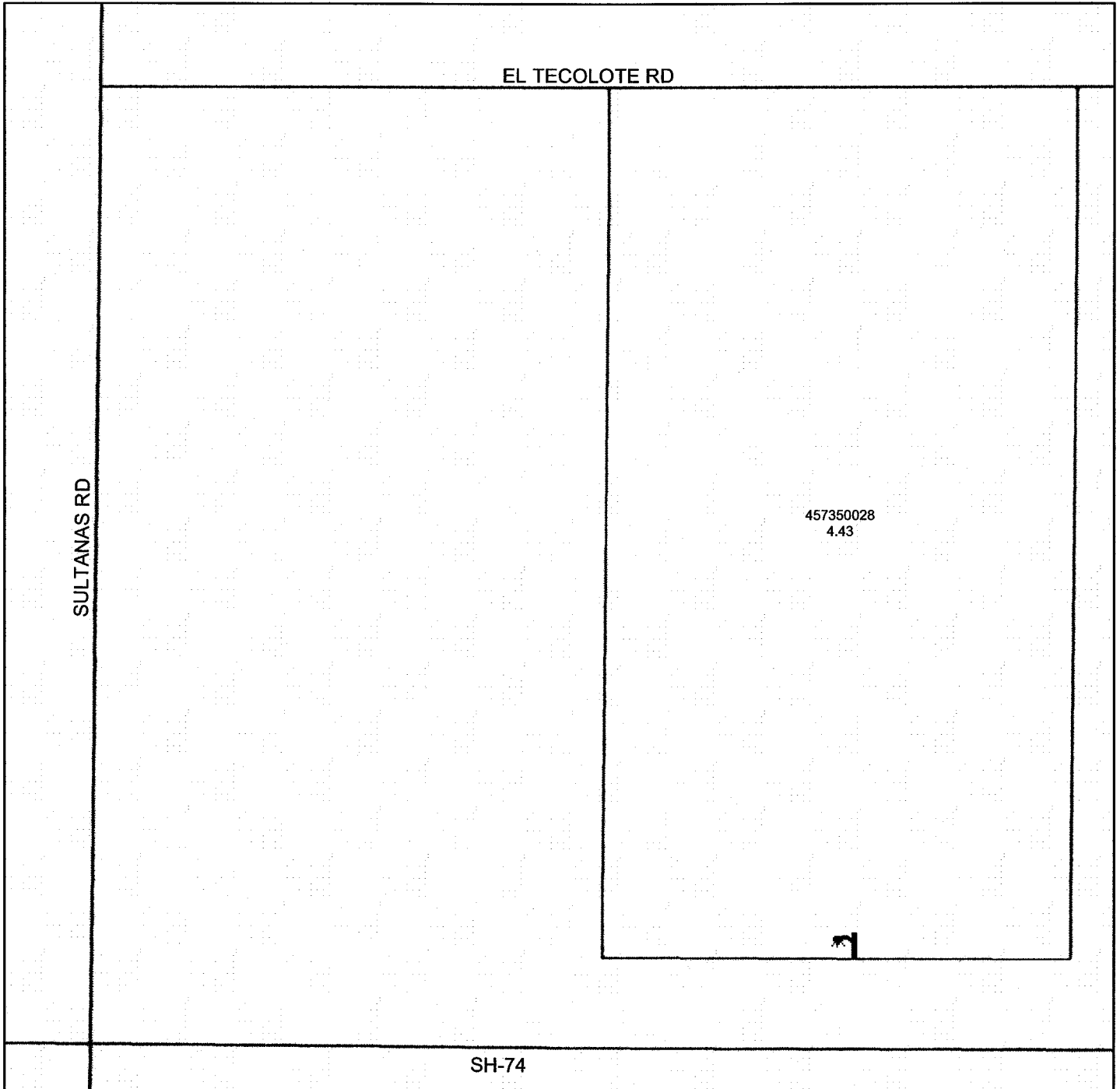


The County of Riverside assumes no warranty or legal responsibility for the information contained on this map. Data and information represented on this map is subject to updates, modifications and may not be complete or appropriate for all purposes. County GIS and other sources should be queried for the most current information. Do not copy or resell this map.



ASSESSMENT DIAGRAM

Printed by bhahn on 4/30/2013

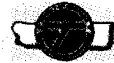


 DENOTES MAINTAINED STREETLIGHT


STREET LIGHTING ZONE 12

PORTION OF SECTION 24, T.7S., R.3W.

PLOT PLAN NO. 17984 - 4 PARCELS

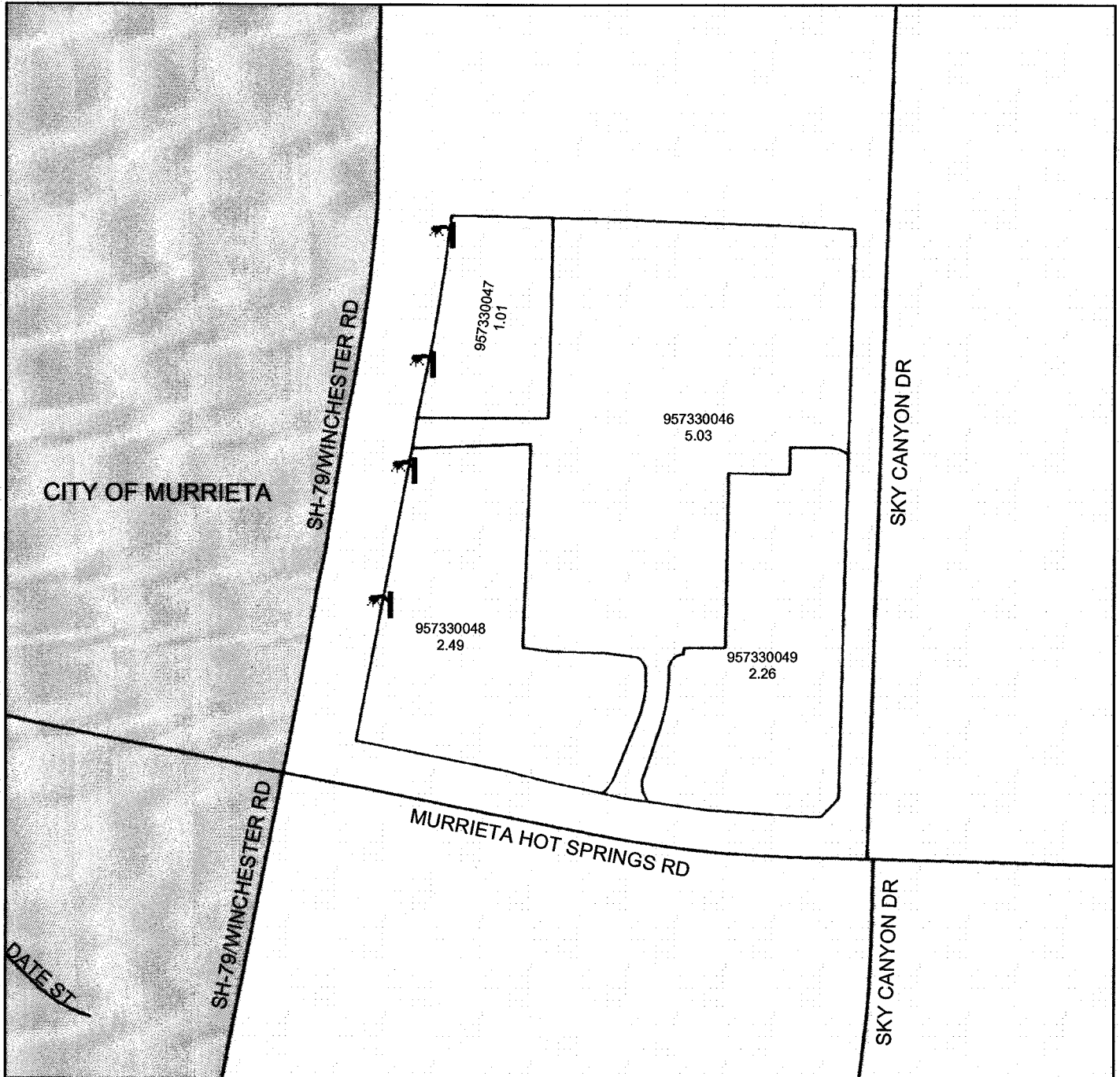


The County of Riverside assumes no warranty or legal responsibility for the information contained on this map. Data and information represented on this map is subject to updates, modifications and may not be complete or appropriate for all purposes. County GIS and other sources should be queried for the most current information. Do not copy or resell this map.



ASSESSMENT DIAGRAM

Printed by bhahn on 4/30/2013



DENOTES MAINTAINED STREETLIGHT

LANDSCAPING AND LIGHTING MAINTENANCE DISTRICT NO. 89-1-CONSOLIDATED


STREET LIGHTING ZONE 13

PORTION OF SECTION 8, T.5S., R.7E.

PLOT PLAN NO. 17266 - 2 PARCELS

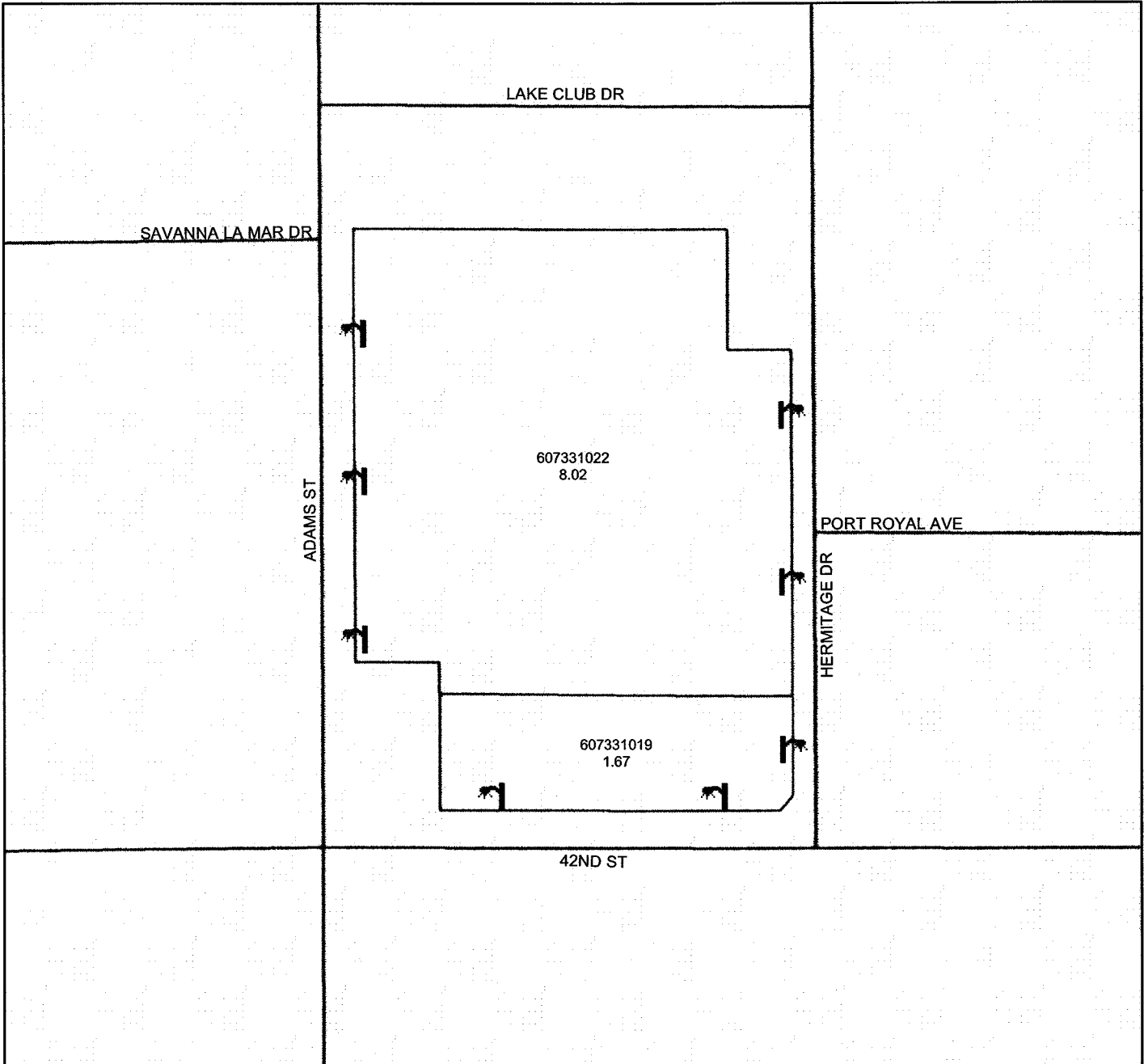


The County of Riverside assumes no warranty or legal responsibility for the information contained on this map. Data and information represented on this map is subject to updates, modifications and may not be complete or appropriate for all purposes. County GIS and other sources should be queried for the most current information. Do not copy or resell this map.



ASSESSMENT DIAGRAM

Printed by bhahn on 4/30/2013



 DENOTES MAINTAINED STREETLIGHT

LANDSCAPING AND LIGHTING MAINTENANCE DISTRICT NO. 89-1-CONSOLIDATED

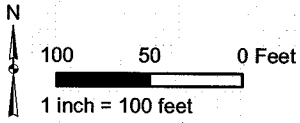
STREET LIGHTING ZONE 14

PORTION OF SECTION 30, T.2S., R.4W.

CONDITIONAL USE PERMIT NO. 03322 - 1 PARCEL

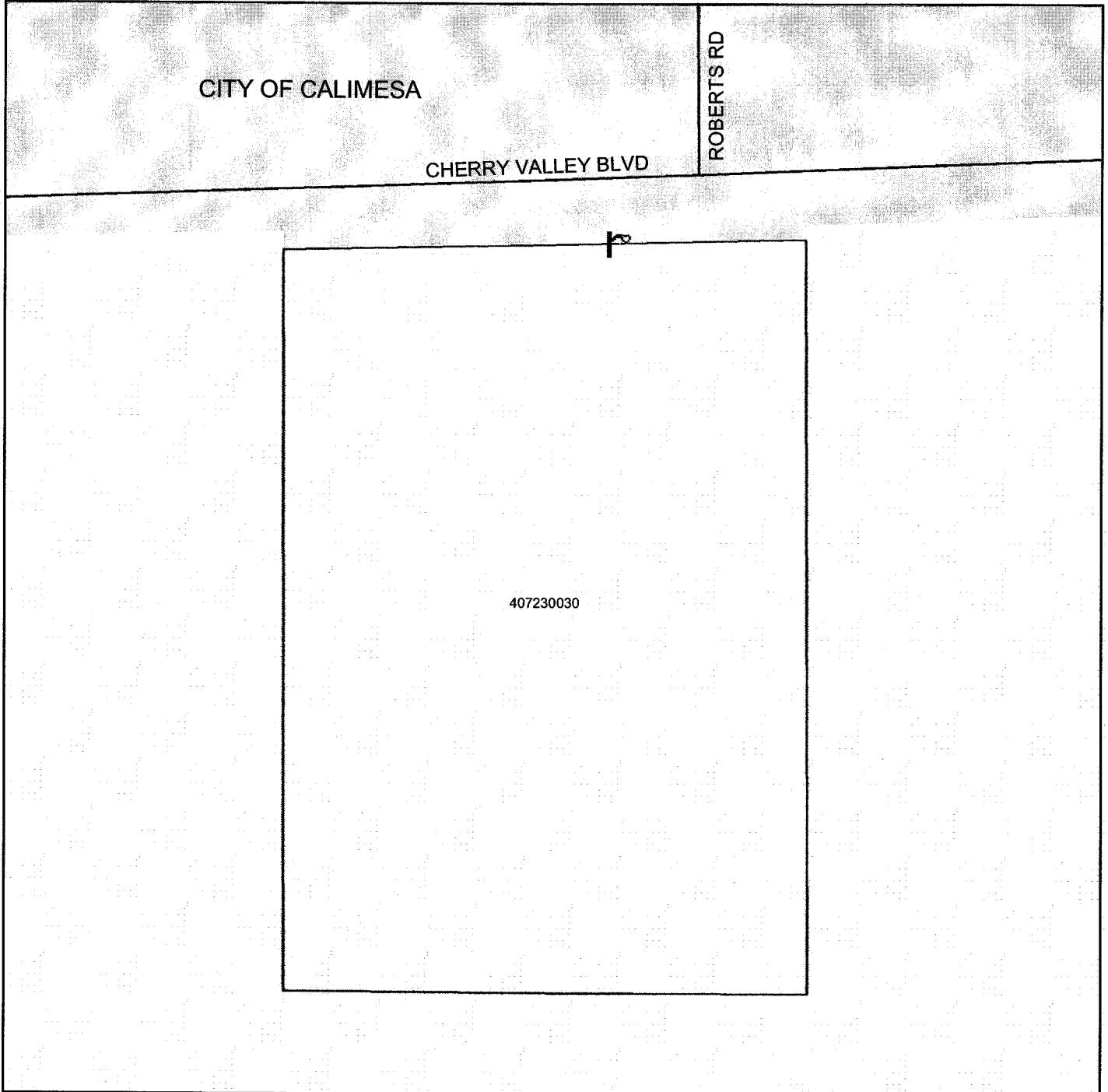


The County of Riverside assumes no warranty or legal responsibility for the information contained on this map. Data and information represented on this map is subject to updates, modifications and may not be complete or appropriate for all purposes. County GIS and other sources should be queried for the most current information. Do not copy or resell this map.



ASSESSMENT DIAGRAM

Printed by bhahn on 4/30/2013



DENOTES MAINTAINED STREETLIGHT

LANDSCAPING AND LIGHTING MAINTENANCE DISTRICT NO. 89-1-CONSOLIDATED

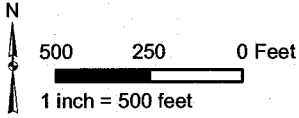
STREET LIGHTING ZONE 16

PORTION OF SECTION 27, T.4S., R.6W.

PARCEL MAP NOS. 28834, 28834-1, & 28834-2
28 PARCELS

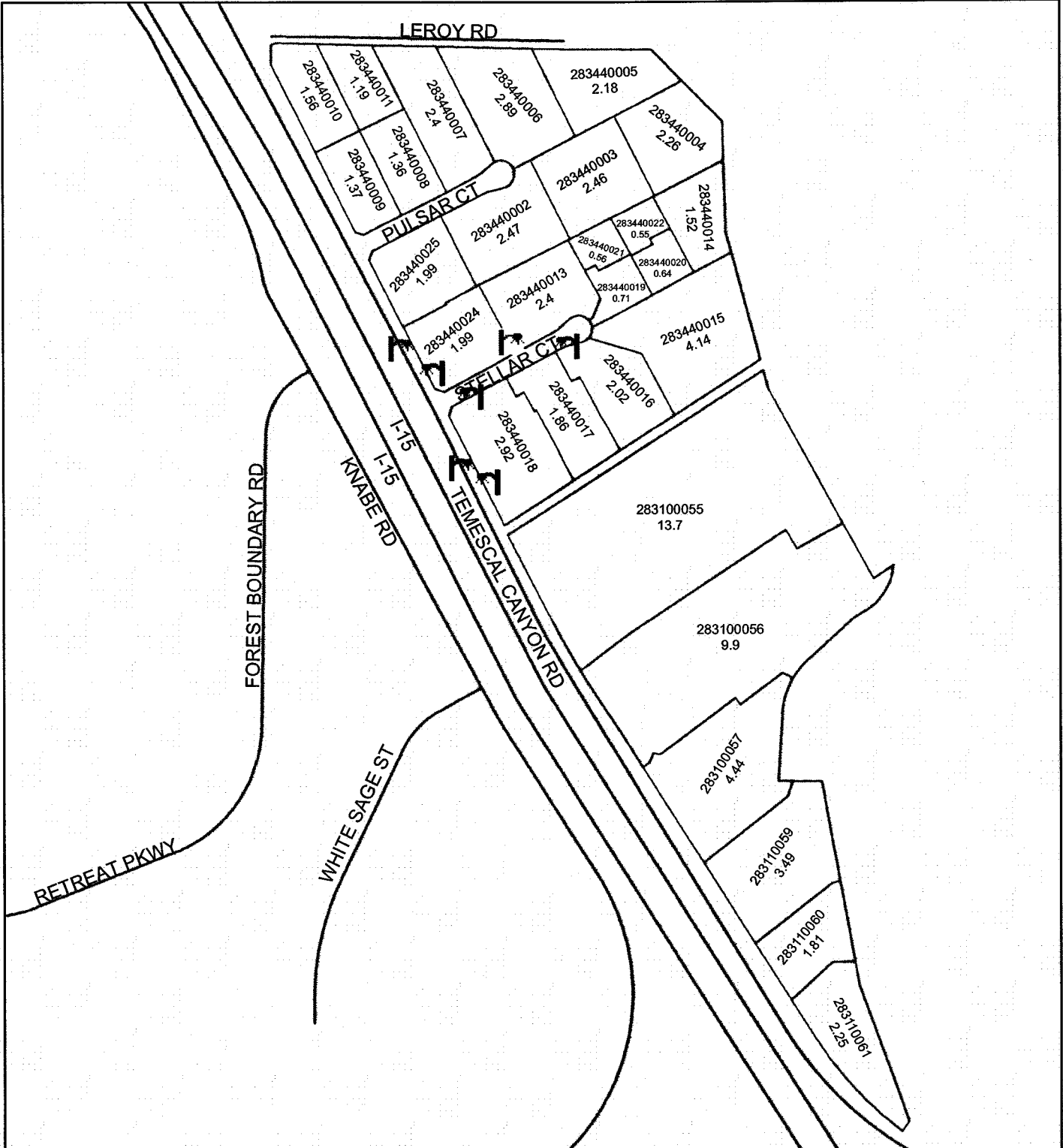


The County of Riverside assumes no warranty or legal responsibility for the information contained on this map. Data and information represented on this map is subject to updates, modifications and may not be complete or appropriate for all purposes. County GIS and other sources should be queried for the most current information. Do not copy or resell this map.



ASSESSMENT DIAGRAM

Printed by bhahn on 4/30/2013



 DENOTES MAINTAINED STREETLIGHT

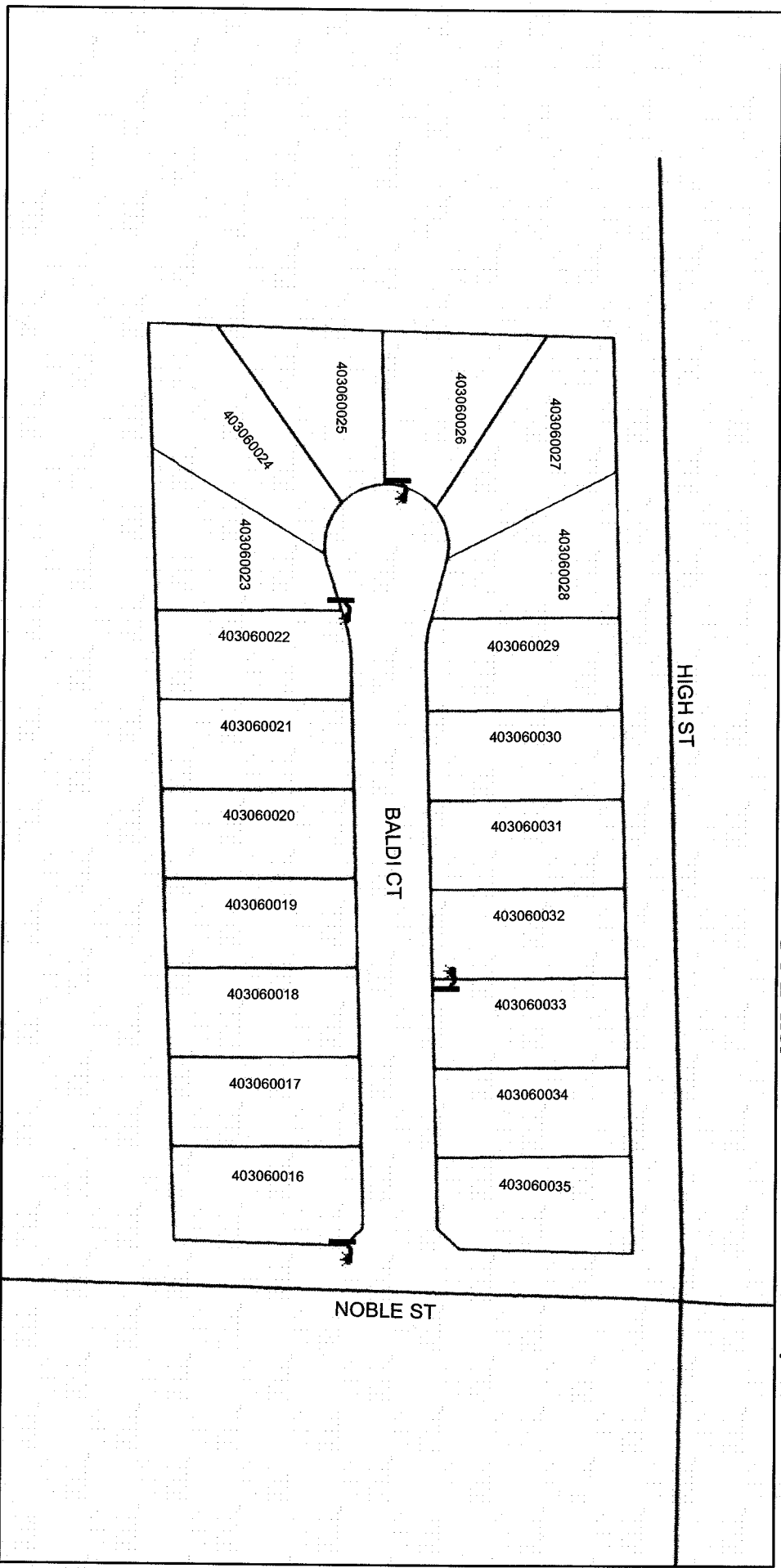
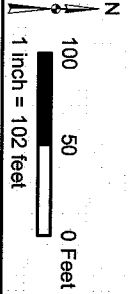
LANDSCAPING AND LIGHTING MAINTENANCE DISTRICT NO. 89-1-CONSOLIDATED

STREET LIGHTING ZONE 20

PORTION OF SECTION 27, T.2S., R.1W.

TRACT MAP NO. 04454 - 20 PARCELS

ASSESSMENT DIAGRAM



DENOTES MAINTAINED STREETLIGHT


The County of Riverside assumes no warranty or legal responsibility for the information contained on this map. Data and information may not be complete or appropriate for all purposes. County GIS and other sources should be queried for the most current information. Do not copy or reuse this map.
Printed by bhahn on 4/30/2013

LANDSCAPING AND LIGHTING MAINTENANCE DISTRICT NO. 89-1-CONSOLIDATED

STREET LIGHTING ZONE 21

PORTION OF SECTION 34, T.4S., R.6W.

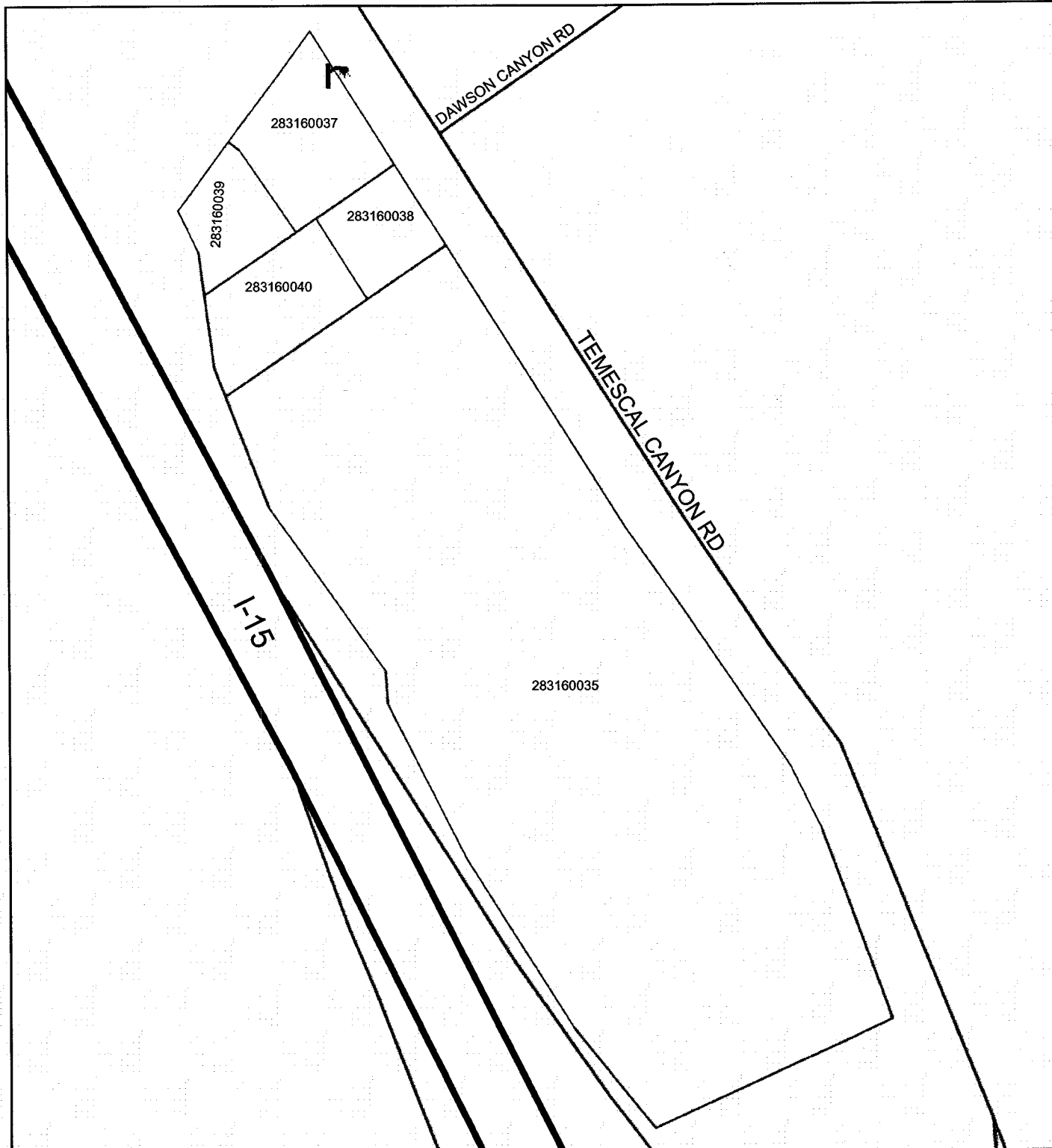
PARCEL MAP NO. 31196 & PLOT PLAN NO. 18511
5 PARCELS



The County of Riverside assumes no warranty or legal responsibility for the information contained on this map. Data and information represented on this map is subject to updates, modifications and may not be complete or appropriate for all purposes. County GIS and other sources should be queried for the most current information. Do not copy or resell this map.

ASSESSMENT DIAGRAM

Printed by bhahn on 4/30/2013




DENOTES MAINTAINED STREETLIGHT

LANDSCAPING AND LIGHTING MAINTENANCE DISTRICT NO. 89-1-CONSOLIDATED

STREET LIGHTING ZONE 22

PORTION OF SECTION 12, T.4S., R.4W.

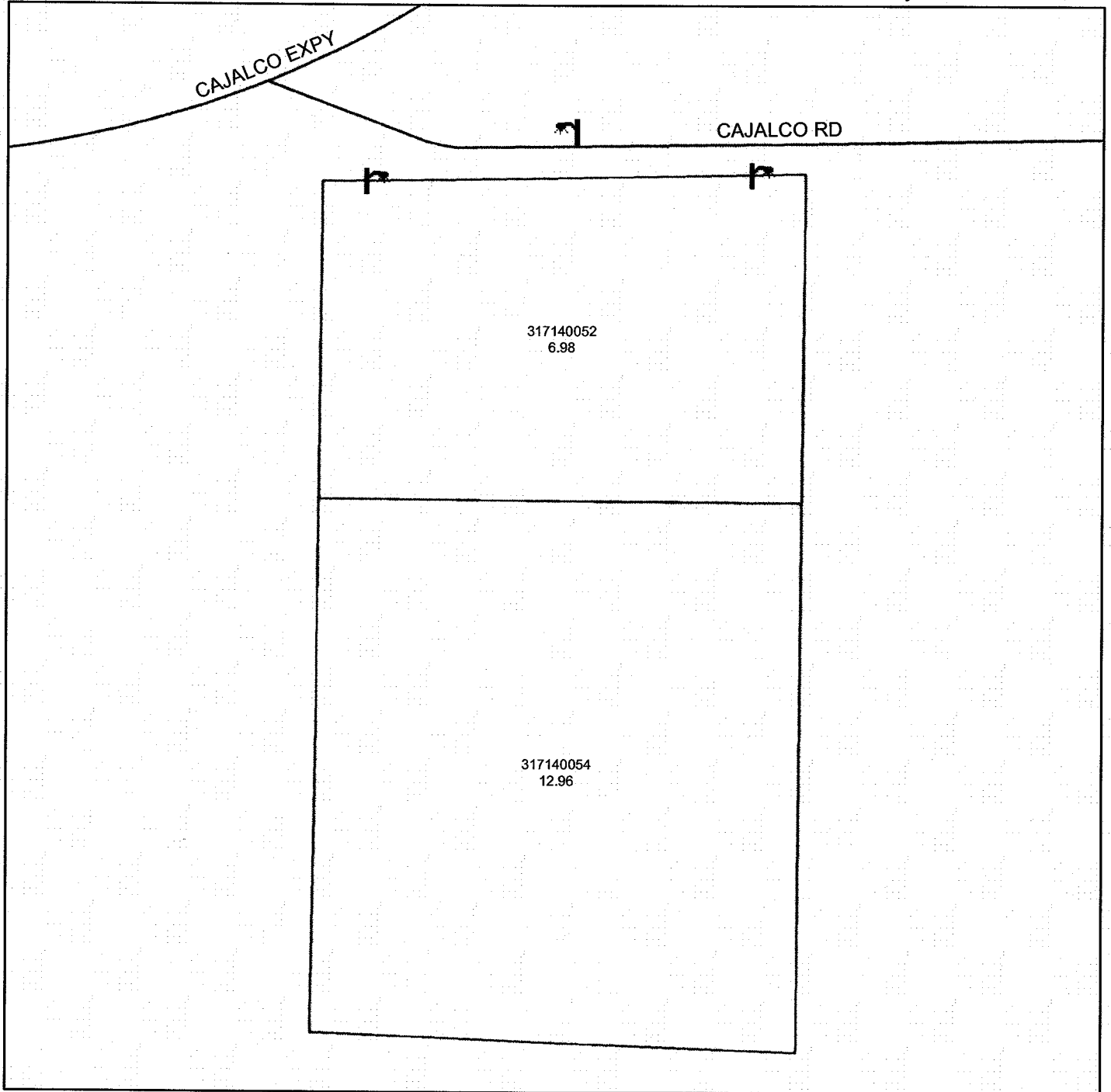
PLOT PLAN NO. 18961 - 2 PARCELS



The County of Riverside assumes no warranty or legal responsibility for the information contained on this map. Data and information represented on this map is subject to updates, modifications and may not be complete or appropriate for all purposes. County GIS and other sources should be queried for the most current information. Do not copy or resell this map.

ASSESSMENT DIAGRAM

Printed by bhahn on 4/30/2013



 DENOTES MAINTAINED STREETLIGHT

LANDSCAPING AND LIGHTING MAINTENANCE DISTRICT NO. 89-1-CONSOLIDATED


STREET LIGHTING ZONE 25

PORTION OF SECTION 28, T.3S., R.6W.

PLOT PLAN NO. 17995 - 1 PARCEL

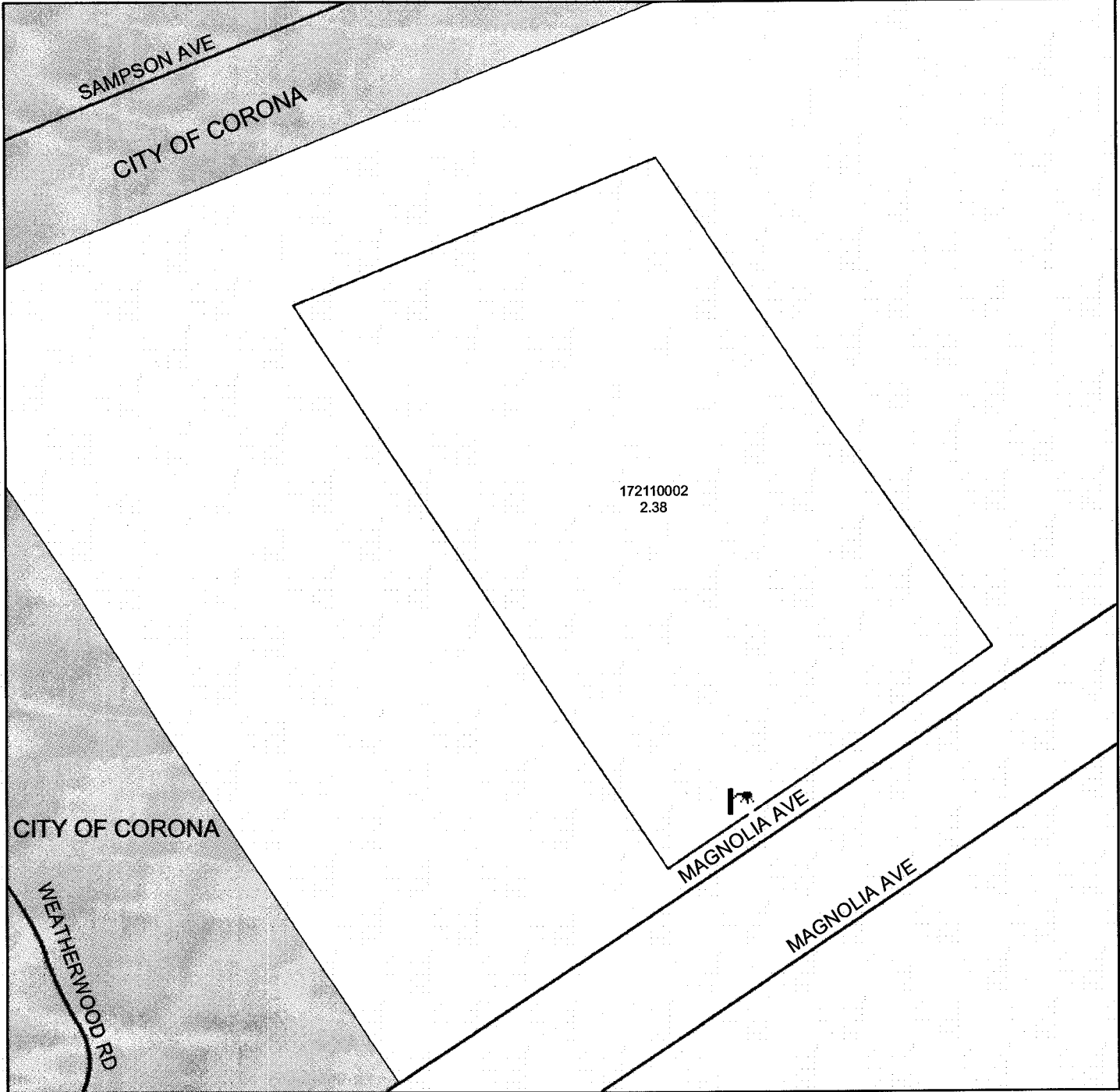


The County of Riverside assumes no warranty or legal responsibility for the information contained on this map. Date and information represented on this map is subject to updates, modifications and may not be complete or appropriate for all purposes. County GIS and other sources should be queried for the most current information. Do not copy or reuse this map.



ASSESSMENT DIAGRAM

Printed by bhahn on 4/30/2013




 DENOTES MAINTAINED STREETLIGHT

LANDSCAPING AND LIGHTING MAINTENANCE DISTRICT NO. 89-1-CONSOLIDATED

STREET LIGHTING ZONE 29

PORTION OF SECTION 18, T.4S., R.6E.

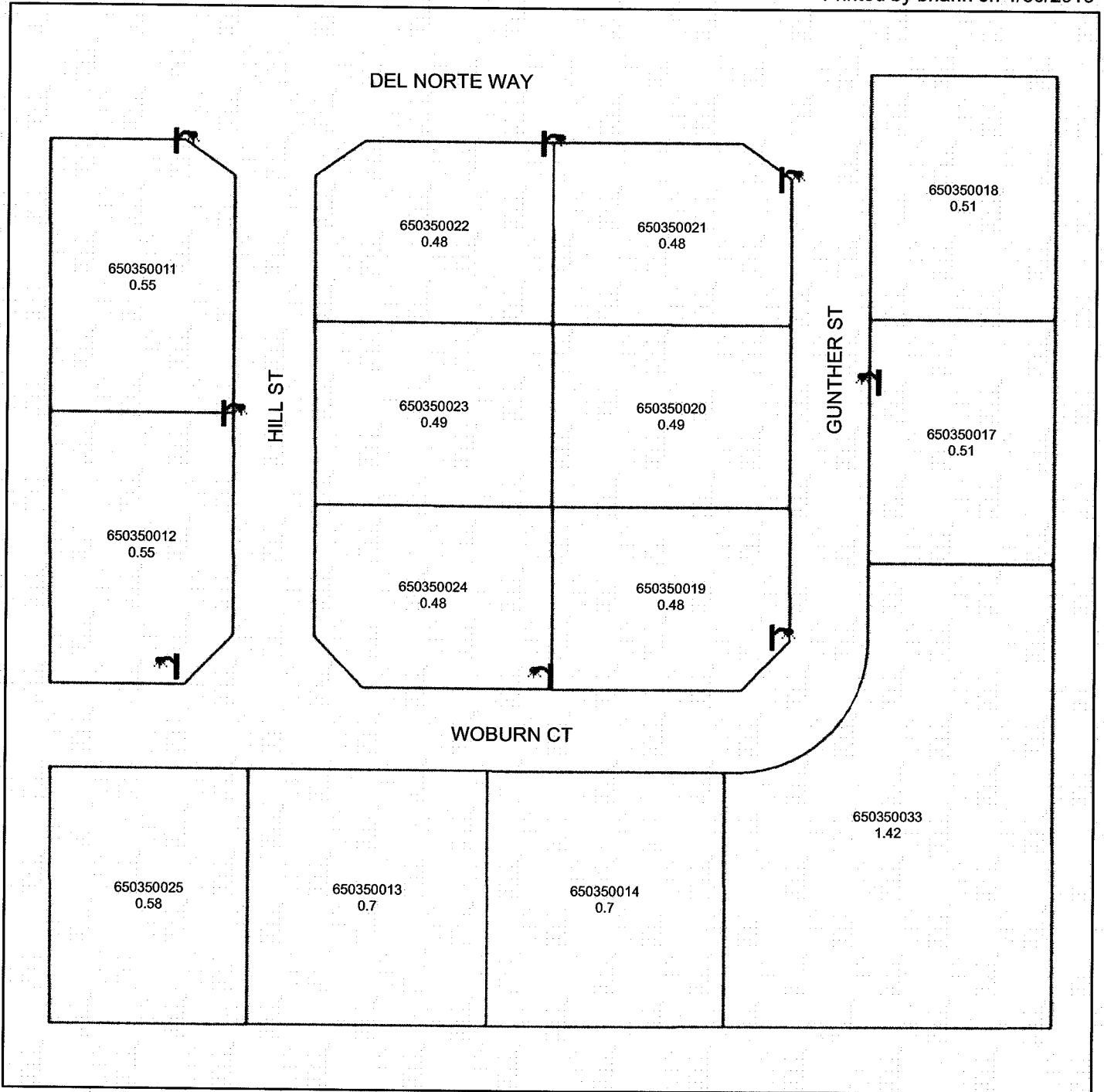
PARCEL MAP NO. 30439 - 14 PARCELS



The County of Riverside assumes no warranty or legal responsibility for the information contained on this map. Data and information represented on this map is subject to updates, modifications and may not be complete or appropriate for all purposes. County GIS and other sources should be queried for the most current information. Do not copy or resell this map.

ASSESSMENT DIAGRAM

Printed by bhahn on 4/30/2013




 DENOTES MAINTAINED STREETLIGHT

LANDSCAPING AND LIGHTING MAINTENANCE DISTRICT NO. 89-1-CONSOLIDATED

STREET LIGHTING ZONE 30

PORTION OF SECTION 31, T.6S., R.8E.

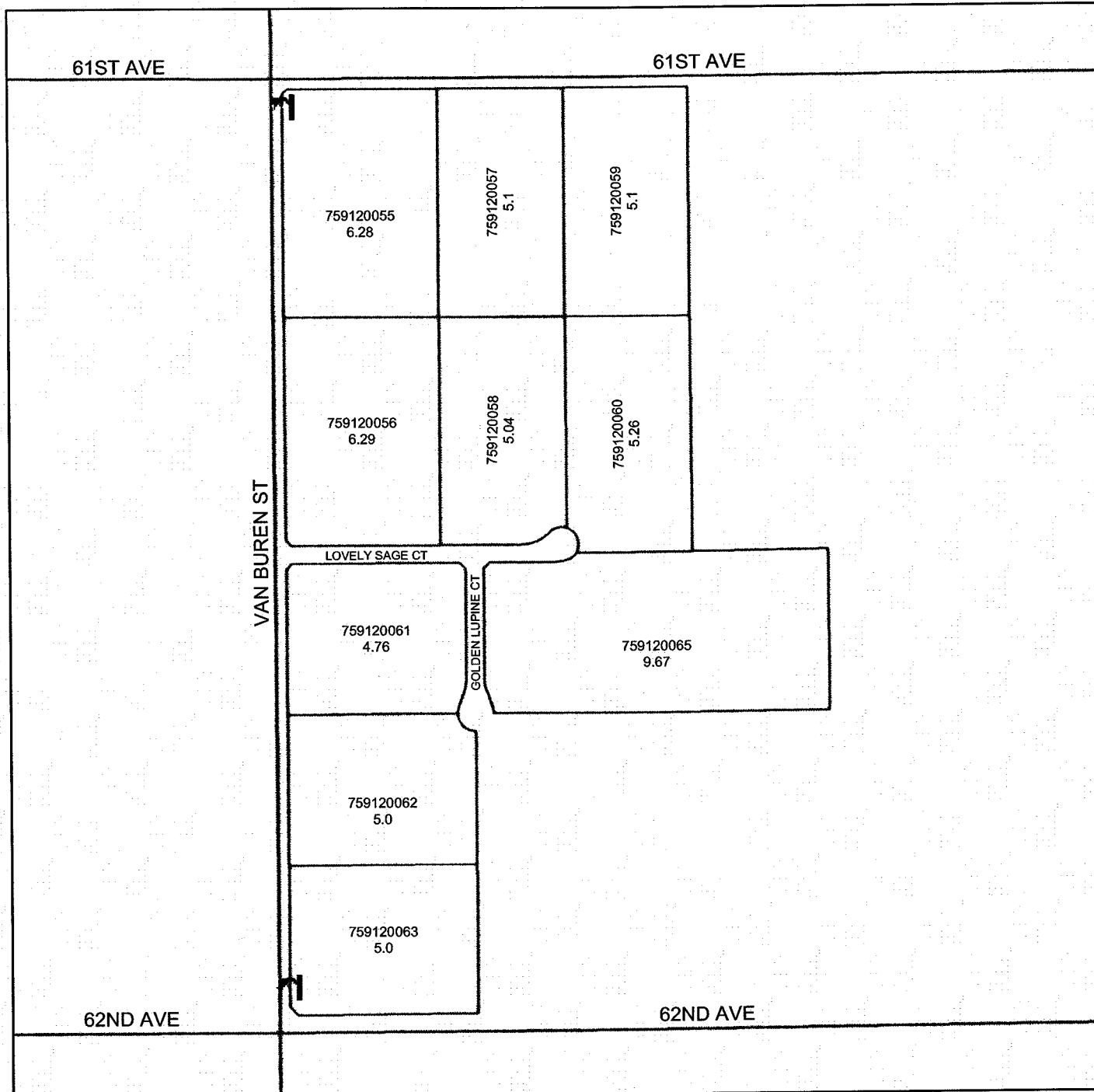
TRACT MAP NO. 29980 - 10 PARCELS



The County of Riverside assumes no warranty or legal responsibility for the information contained on this map. Data and information represented on this map is subject to updates, modifications and may not be complete or appropriate for all purposes. County GIS and other sources should be queried for the most current information. Do not copy or reuse this map.

ASSESSMENT DIAGRAM

Printed by bhahn on 4/30/2013



 DENOTES MAINTAINED STREETLIGHT

LANDSCAPING AND LIGHTING MAINTENANCE DISTRICT NO. 89-1-CONSOLIDATED


STREET LIGHTING ZONE 31

PORTION OF SECTION 8, T.5S., R.7E.

PLOT PLAN NO. 18616 - 2 PARCELS

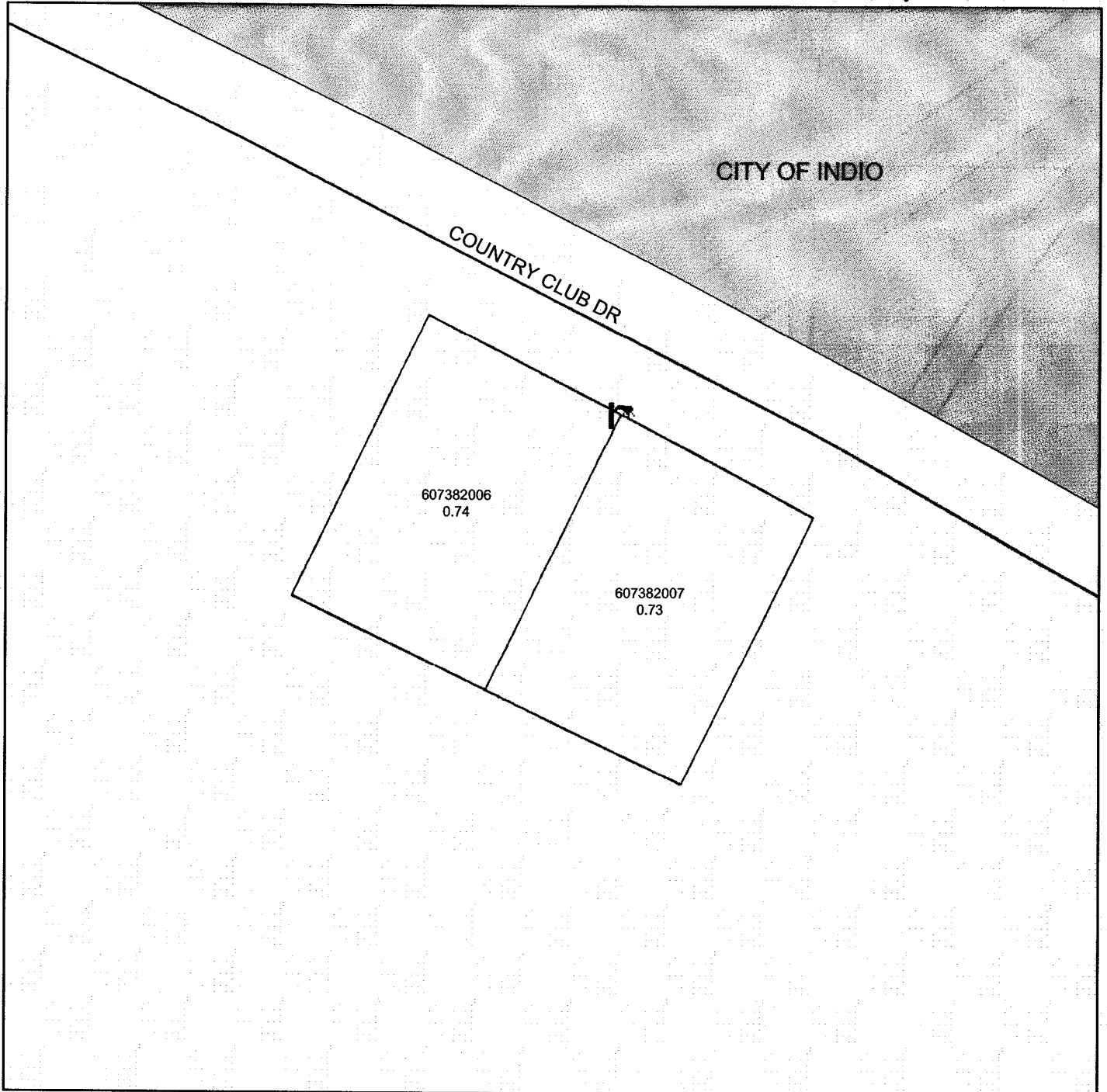


The County of Riverside assumes no warranty or legal responsibility for the information contained on this map. Data and information represented on this map is subject to updates, modifications and may not be complete or appropriate for all purposes. County GIS and other sources should be queried for the most current information. Do not copy or resell this map.



ASSESSMENT DIAGRAM

Printed by bhahn on 4/30/2013



 DENOTES MAINTAINED STREETLIGHT

LANDSCAPING AND LIGHTING MAINTENANCE DISTRICT NO. 89-1-CONSOLIDATED


STREET LIGHTING ZONE 38

PORTION OF SECTION 19, T.4S., R.6E.

CONDITIONAL USE PERMIT NO. 03377 - 1 PARCEL

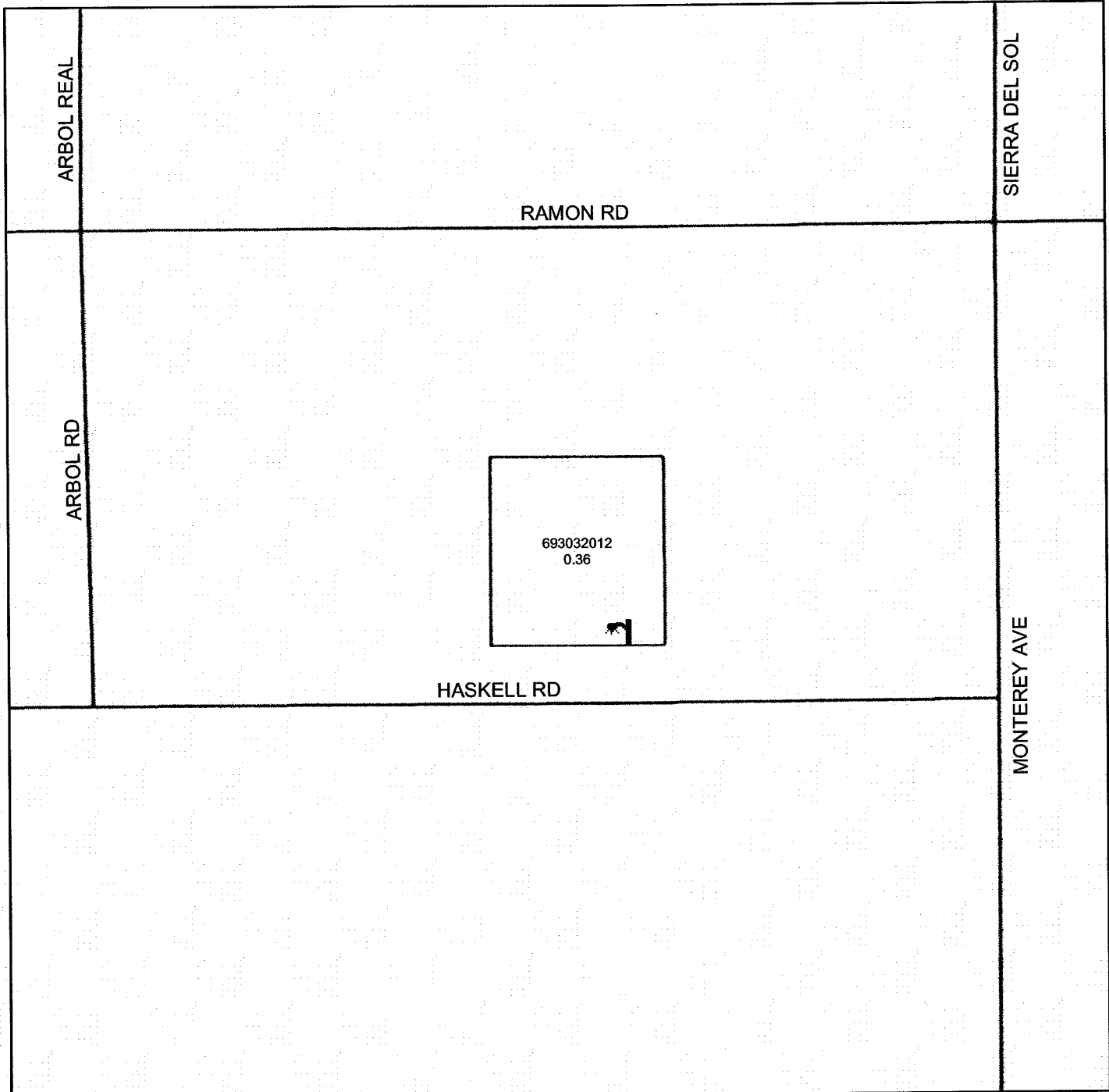


The County of Riverside assumes no warranty or legal responsibility for the information contained on this map. Data and information represented on this map is subject to updates, modifications and may not be complete or appropriate for all purposes. County GIS and other sources should be queried for the most current information. Do not copy or resell this map.



ASSESSMENT DIAGRAM

Printed by bhahn on 4/30/2013



 DENOTES MAINTAINED STREETLIGHT


STREET LIGHTING ZONE 42

PORTION OF SECTION 34, T.4S., R.6W.

CONDITIONAL USE PERMIT NO. 03391 - 1 PARCEL

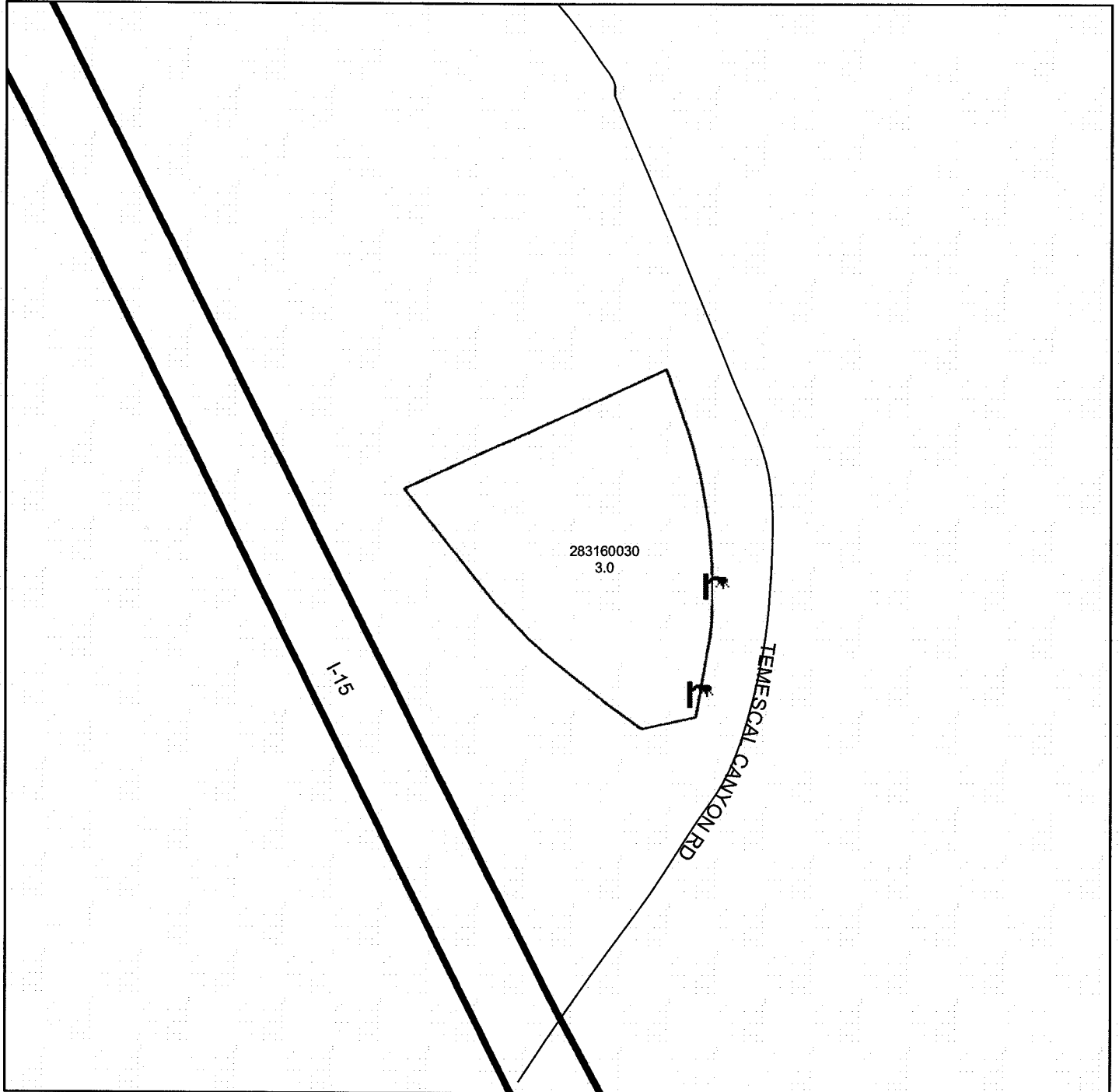


The County of Riverside assumes no warranty or legal responsibility for the information contained on this map. Data and information represented on this map is subject to updates, modifications and may not be complete or appropriate for all purposes. County GIS and other sources should be queried for the most current information. Do not copy or resell this map.



ASSESSMENT DIAGRAM

Printed by bhahn on 4/30/2013



DENOTES MAINTAINED STREETLIGHT

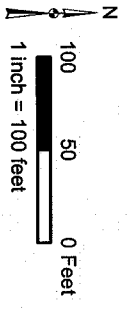
LANDSCAPING AND LIGHTING MAINTENANCE DISTRICT NO. 89-1-CONSOLIDATED

STREET LIGHTING ZONE 43

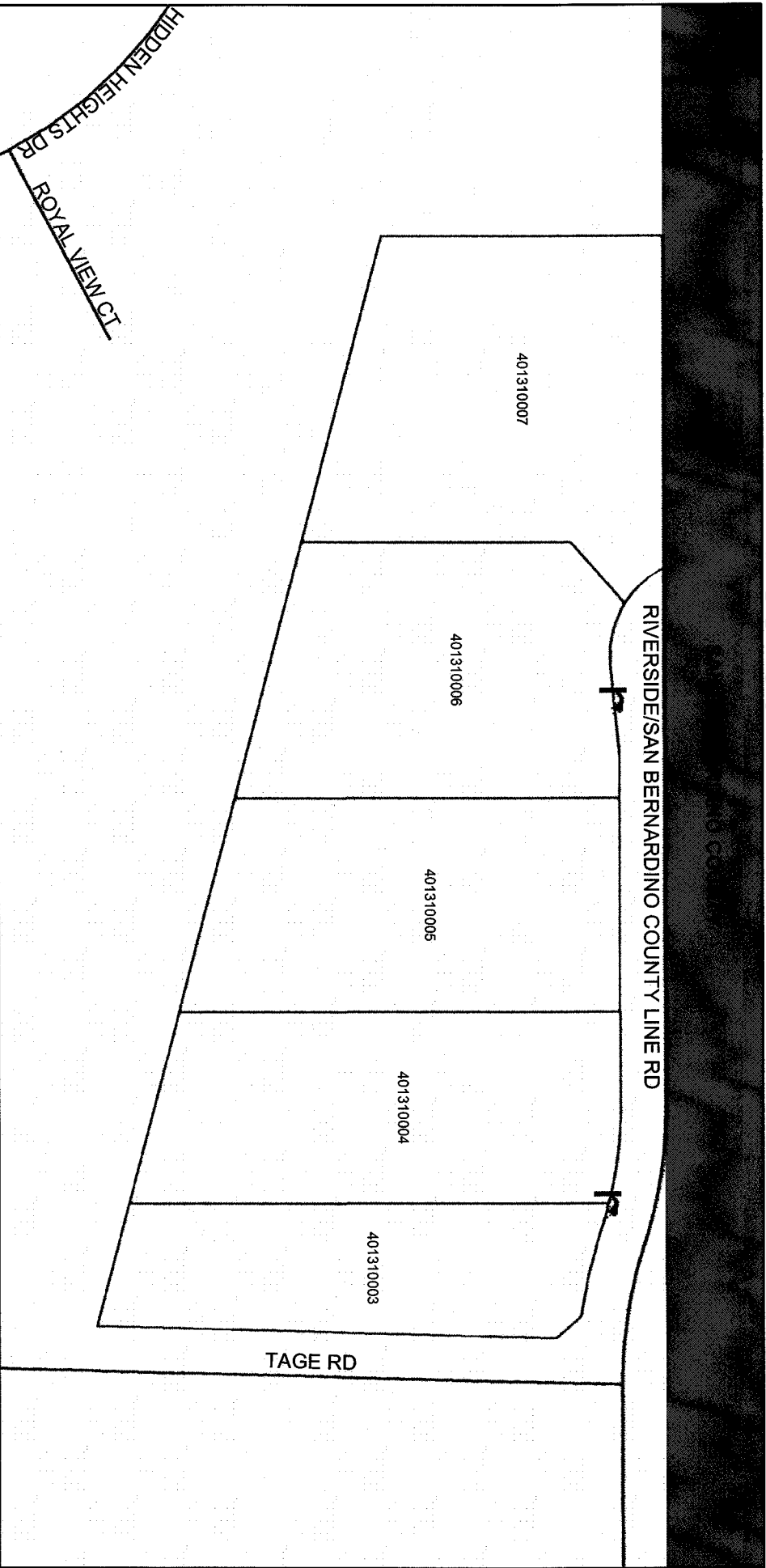
PORTION OF SECTION 15, T.2S., R.1W.

TRACT MAP NO. 27856-1 - 5 PARCELS

ASSESSMENT DIAGRAM



The County of Riverside assumes no warranty or legal responsibility
renewed on this map. It is subject to updates, modifications and
may not be complete or appropriate for all purposes. County GIS
Department is not responsible for the most current information.
Do not copy or reuse this map without the most current information.
Printed by bhahn on 4/30/2013



MAINTAINED STREETLIGHT


STREET LIGHTING ZONE 44

PORTION OF SECTION 11, T.8S., R.2W.

PLOT PLAN NO. 17731 - 1 PARCEL

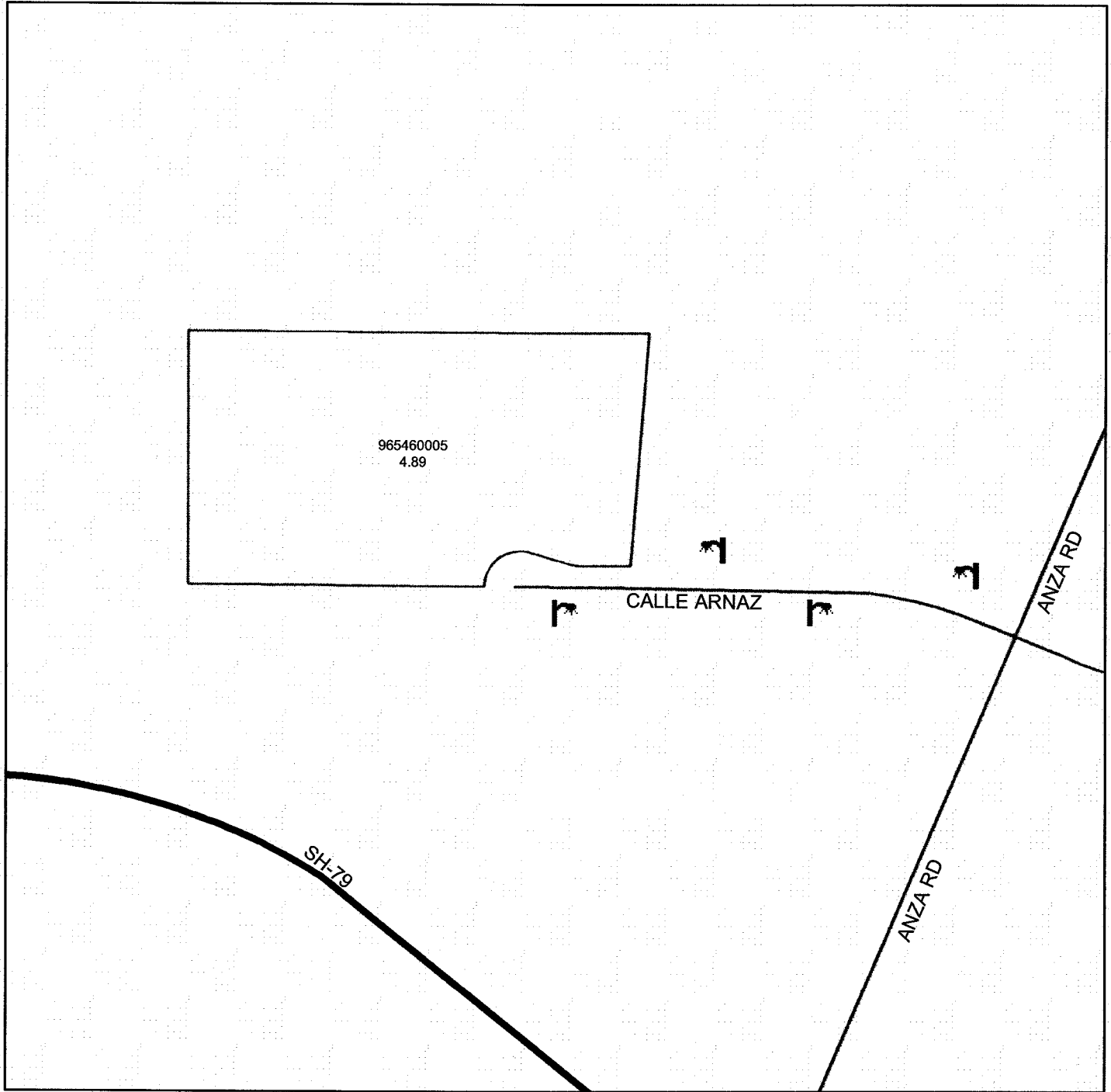


The County of Riverside assumes no warranty or legal responsibility for the information contained on this map. Data and information represented on this map is subject to updates, modifications and may not be complete or appropriate for all purposes. County GIS and other sources should be queried for the most current information. Do not copy or resell this map.



ASSESSMENT DIAGRAM

Printed by bhahn on 4/30/2013



 DENOTES MAINTAINED STREETLIGHT

LANDSCAPING AND LIGHTING MAINTENANCE DISTRICT NO. 89-1-CONSOLIDATED


STREET LIGHTING ZONE 45

PORTION OF SECTION 8, T.5S., R.1E.

PARCEL MAP NO. 31720 - 3 PARCELS

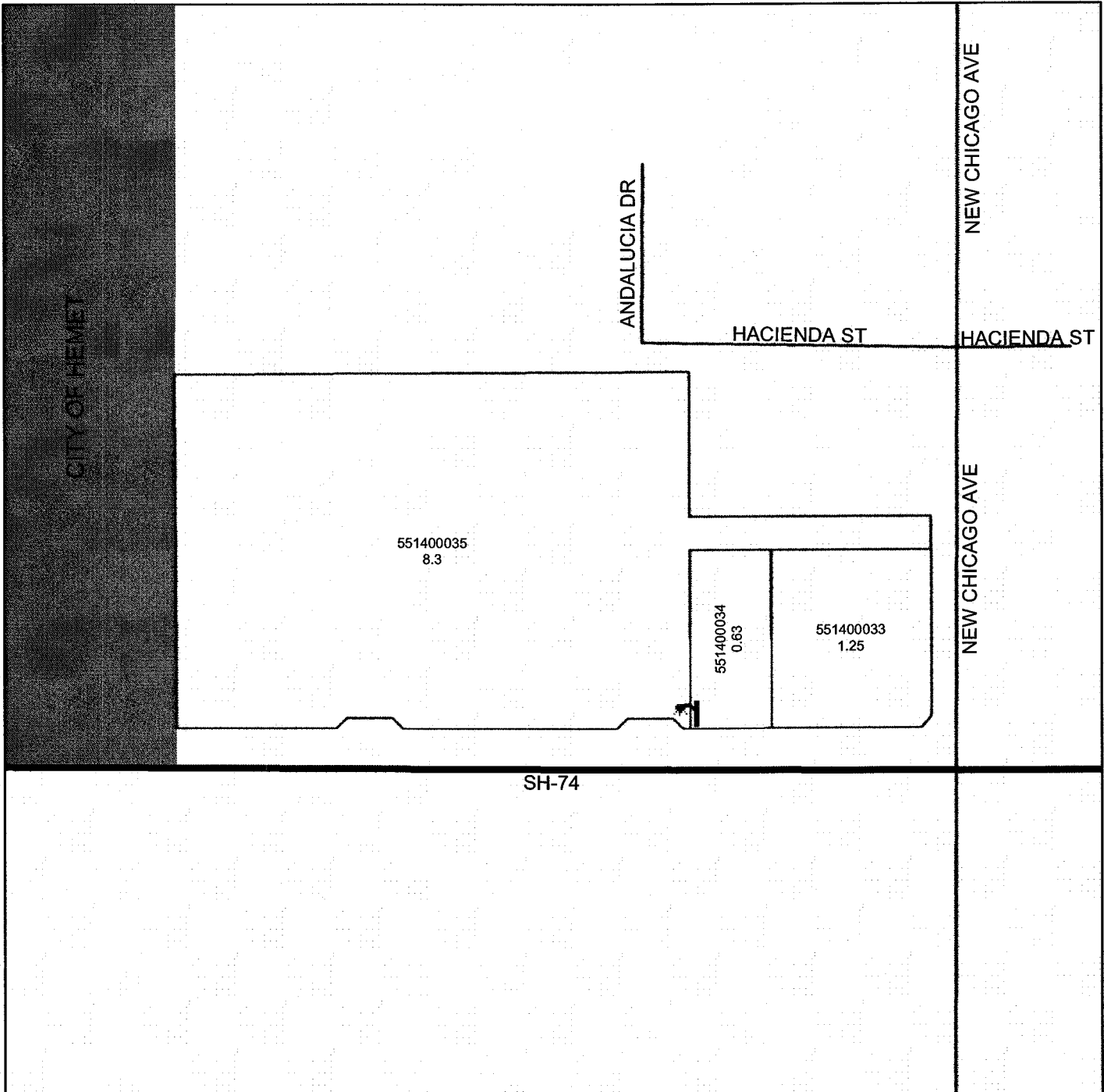


The County of Riverside assumes no warranty or legal responsibility for the information contained on this map. Date and information represented on this map is subject to updates, modifications and may not be complete or appropriate for all purposes. County GIS and other sources should be queried for the most current information. Do not copy or resell this map.



ASSESSMENT DIAGRAM

Printed by bhahn on 4/30/2013



 DENOTES MAINTAINED STREETLIGHT


STREET LIGHTING ZONE 46

PORTION OF SECTION 33, T.7S., R.1W.

PLOT PLAN NO. 18701 - 1 PARCEL

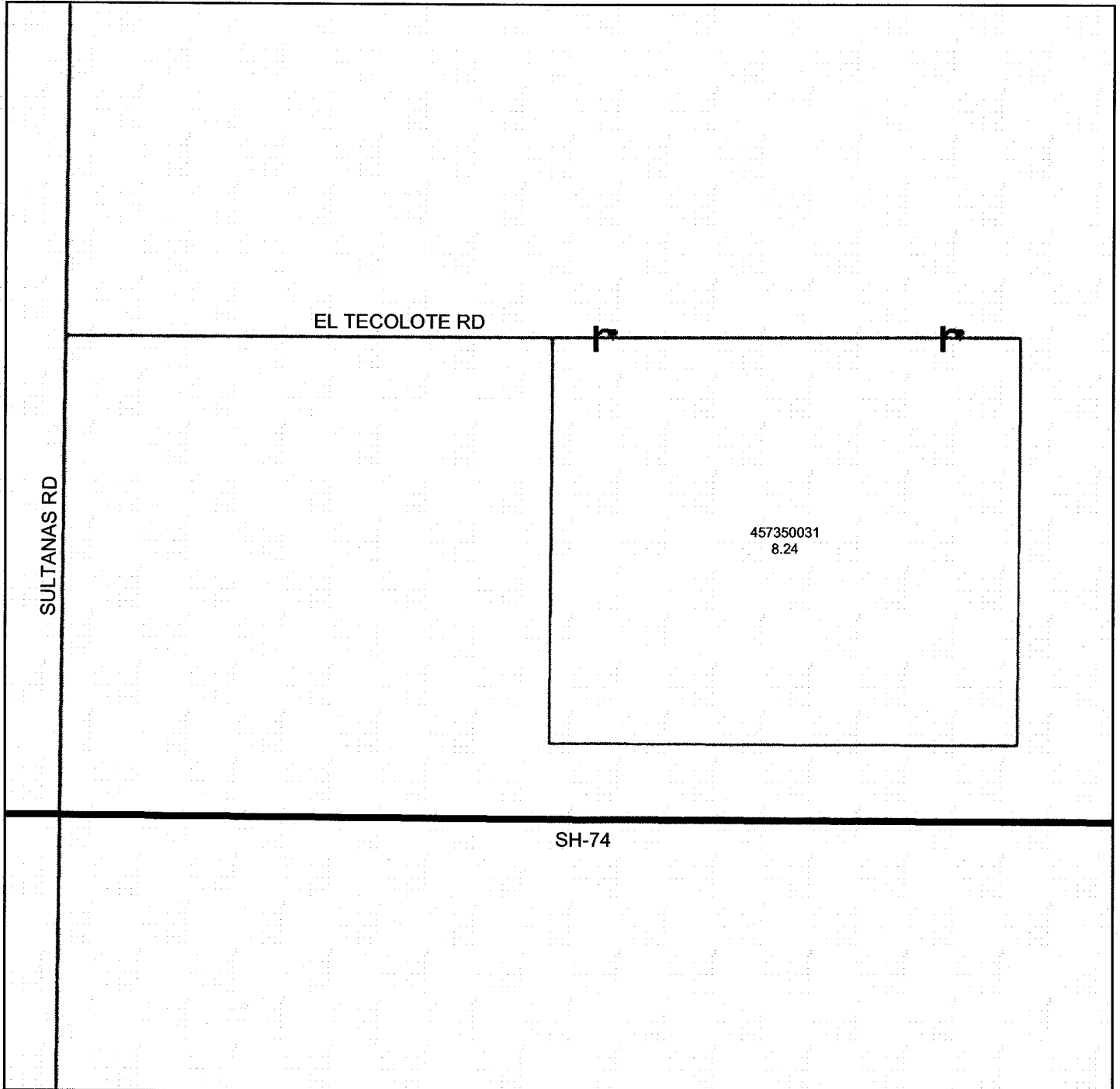


The County of Riverside assumes no warranty or legal responsibility for the information contained on this map. Data and information represented on this map is subject to updates, modifications and may not be complete or appropriate for all purposes. County GIS and other sources should be queried for the most current information. Do not copy or resell this map.



ASSESSMENT DIAGRAM

Printed by bhahn on 4/30/2013



DENOTES MAINTAINED STREETLIGHT

LANDSCAPING AND LIGHTING MAINTENANCE DISTRICT NO. 89-1-CONSOLIDATED

STREET LIGHTING ZONE 47

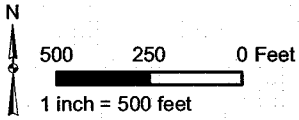
PORTION OF SECTION 27, T.4S., R.6W.

PARCEL MAP NOS. 28834, 28834-1, 28834-2

28 PARCELS

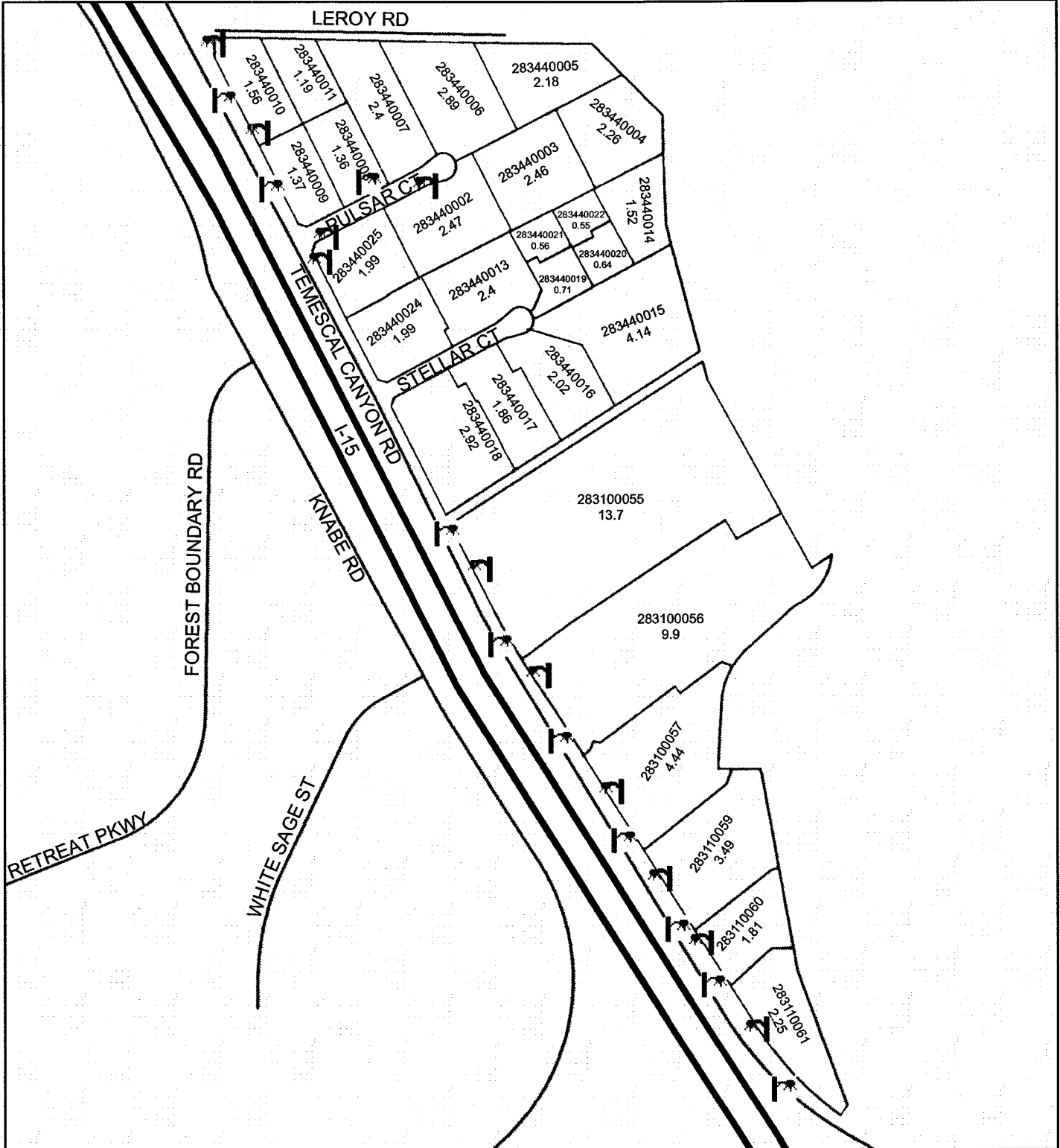


The County of Riverside assumes no warranty or legal responsibility for the information contained on this map. Data and information represented on this map is subject to updates, modifications and may not be complete or appropriate for all purposes. County GIS and other sources should be queried for the most current information. Do not copy or resell this map.



ASSESSMENT DIAGRAM

Printed by bhahn on 4/30/2013



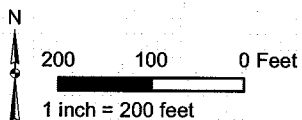
DENOTES MAINTAINED STREETLIGHT

STREET LIGHTING ZONE 48

PORTION OF SECTION 18, T.5S., R.2W.
CONDITIONAL USE PERMIT NO. 03363 - 3 PARCELS

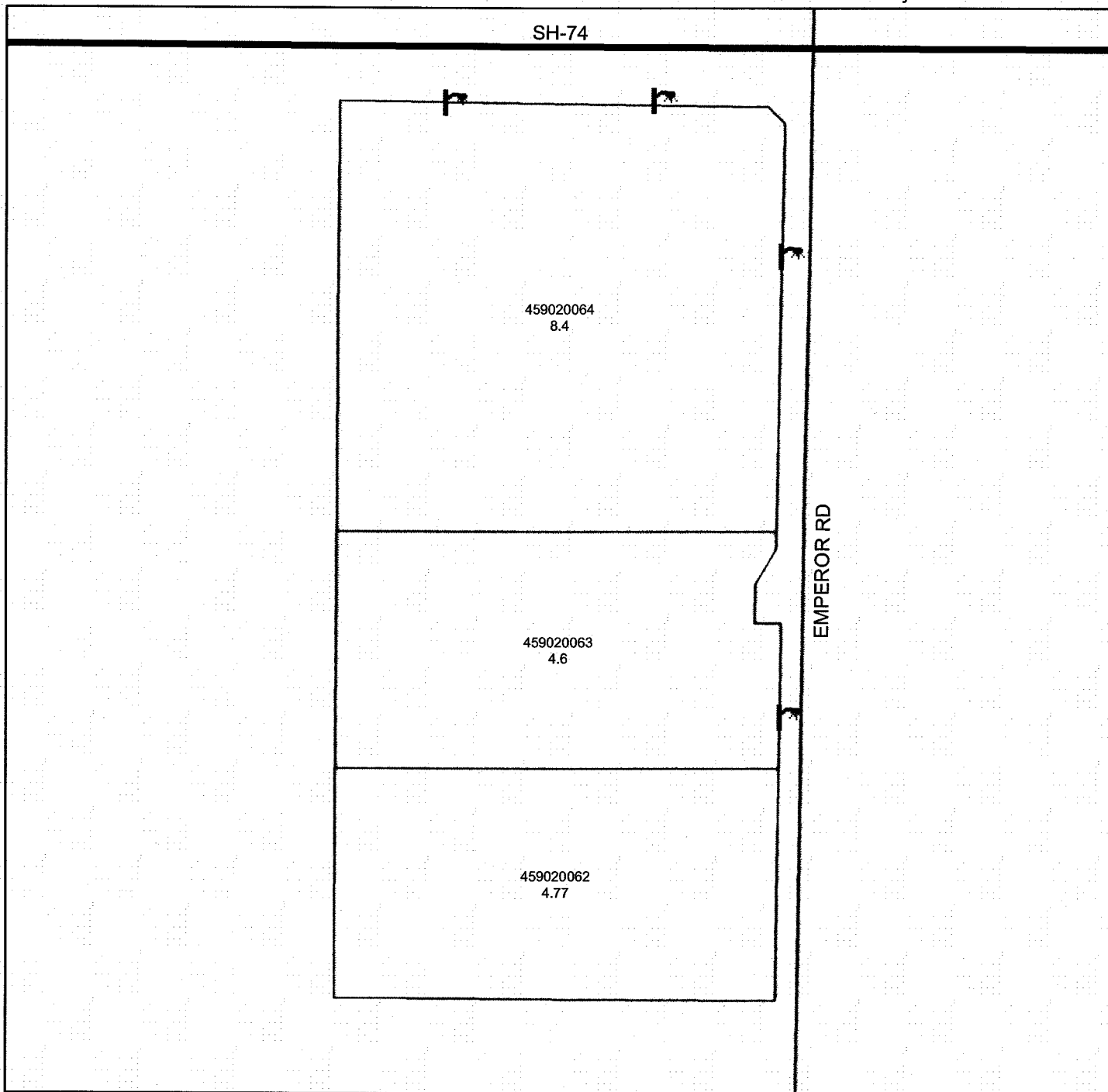


The County of Riverside assumes no warranty or legal responsibility for the information contained on this map. Data and information represented on this map is subject to updates, modifications and may not be complete or appropriate for all purposes. County GIS and other sources should be queried for the most current information. Do not copy or resell this map.



ASSESSMENT DIAGRAM

Printed by bhahn on 4/30/2013



DENOTES MAINTAINED STREETLIGHT


LANDSCAPING AND LIGHTING MAINTENANCE DISTRICT NO. 89-1-CONSOLIDATED

STREET LIGHTING ZONE 52

PORTION OF SECTION 18, T.4S., R.6E.
PARCEL MAP NO. 32789 - 16 PARCELS

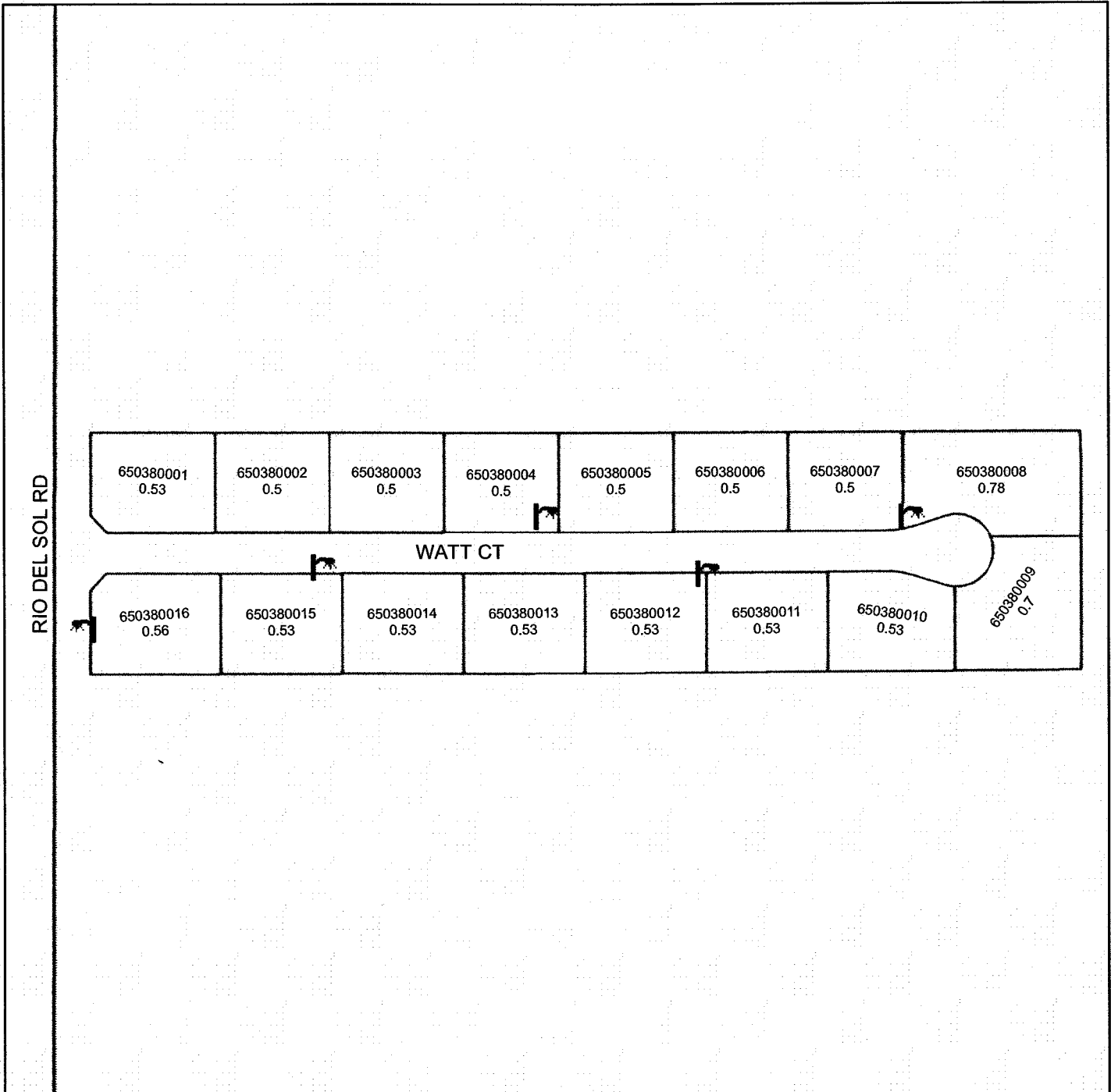


The County of Riverside assumes no warranty or legal responsibility for the information contained on this map. Data and information represented on this map is subject to updates, modifications and may not be complete or appropriate for all purposes. County GIS and other sources should be queried for the most current information. Do not copy or resell this map.



ASSESSMENT DIAGRAM

Printed by bhahn on 4/30/2013



DENOTES MAINTAINED STREETLIGHT

LANDSCAPING AND LIGHTING MAINTENANCE DISTRICT NO. 89-1-CONSOLIDATED


STREET LIGHTING ZONE 53

PORTION OF SECTION 7, 8, & 17, T.5S., R.5W

PLOT PLAN NO. 17934 - 7 PARCELS

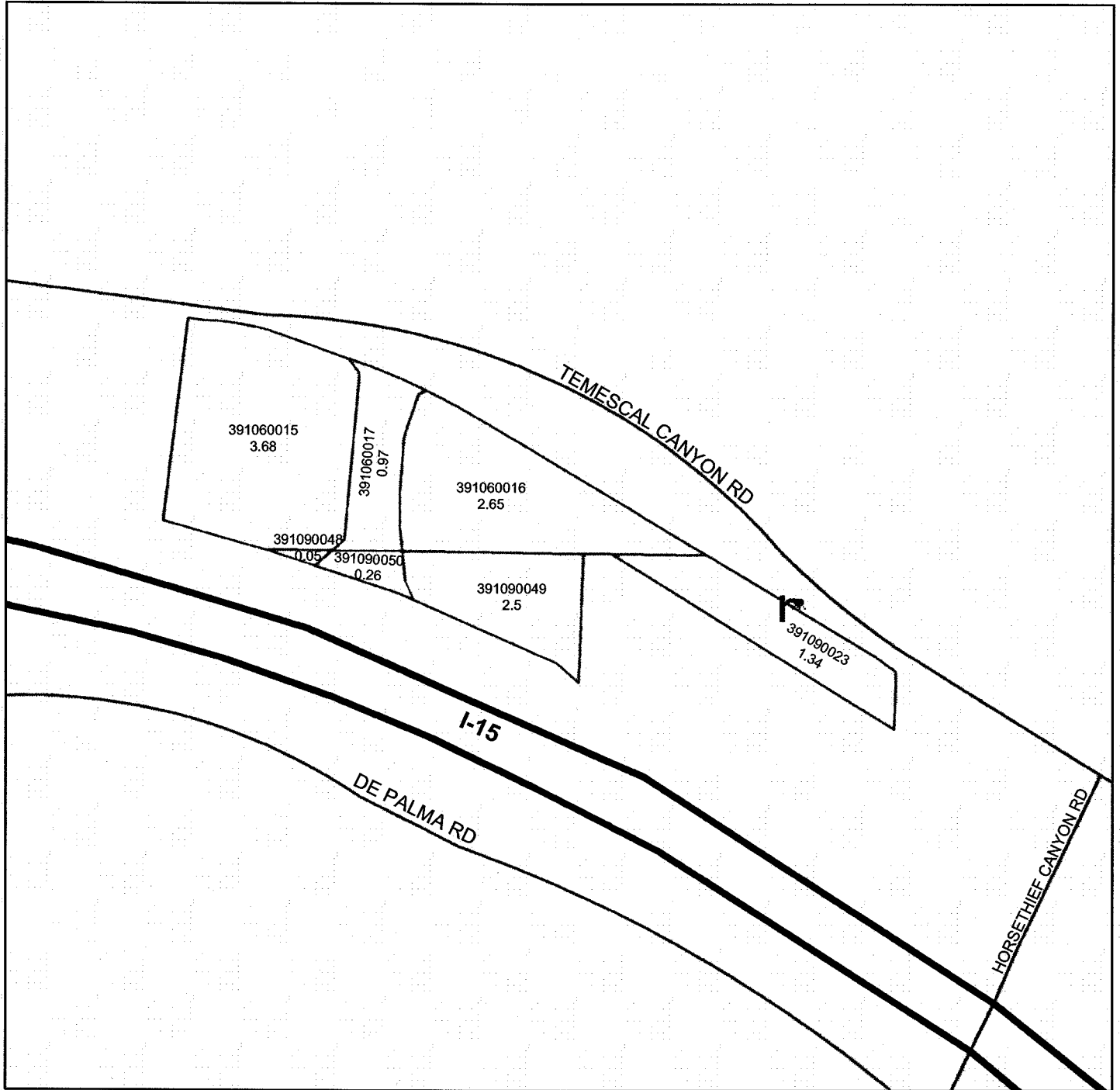


The County of Riverside assumes no warranty or legal responsibility for the information contained on this map. Data and information represented on this map is subject to updates, modifications and may not be complete or appropriate for all purposes. County GIS and other sources should be queried for the most current information. Do not copy or reuse this map.



ASSESSMENT DIAGRAM

Printed by bhahn on 4/30/2013



DENOTES MAINTAINED STREETLIGHT


LANDSCAPING AND LIGHTING MAINTENANCE DISTRICT NO. 89-1-CONSOLIDATED

STREET LIGHTING ZONE 54

PORTION OF SECTION 19, T.4S., R.6E.
CONDITIONAL USE PERMIT NO. 03314 - 3 PARCELS

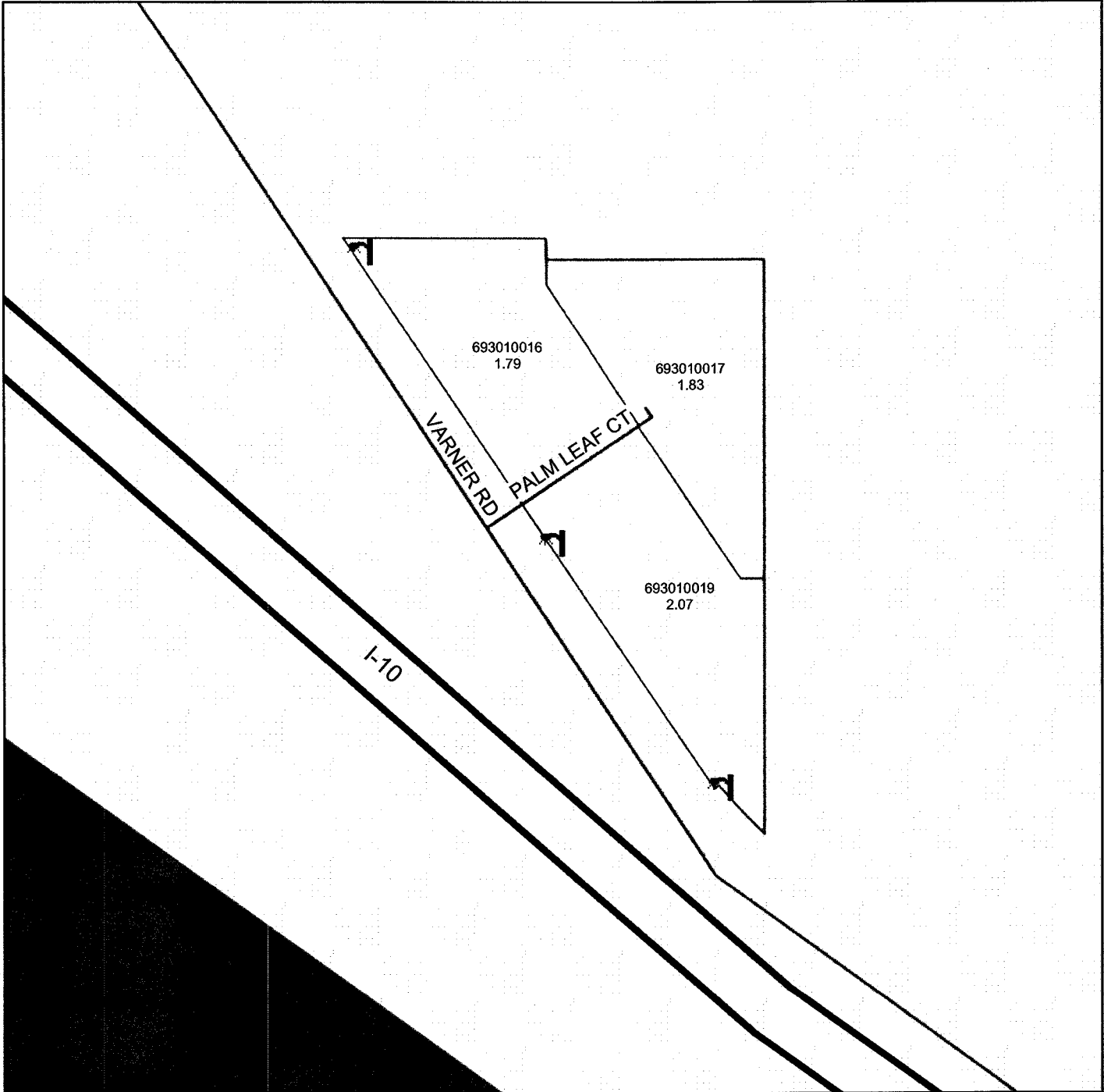


The County of Riverside assumes no warranty or legal responsibility for the information contained on this map. Data and information represented on this map is subject to updates, modifications and may not be complete or appropriate for all purposes. County GIS and other sources should be queried for the most current information. Do not copy or reuse this map.



ASSESSMENT DIAGRAM

Printed by bhahn on 4/30/2013



DENOTES MAINTAINED STREETLIGHT