

**SUBMITTAL TO THE BOARD OF SUPERVISORS
COUNTY OF RIVERSIDE, STATE OF CALIFORNIA**

403



FROM: TLMA – Transportation Department

SUBMITTAL DATE:
November 14, 2013

SUBJECT: Notice of Completion – Indian Canyon Drive at Interstate 10, Reconstruction of Interchange in the City of Palm Springs and the Unincorporated Area of Riverside County, 5th/4th [District 17,961,250, City Funds 100%]


RECOMMENDED MOTION: That the Board of Supervisors execute and file the attached “Notice of Completion.”

BACKGROUND:

Summary

By Minute Order 9-15 of May 25, 2010, the Board of Supervisors entered into a contract with Granite Construction Company of Indio, CA for the reconstruction of Indian Canyon Drive at Interstate 10 within the City of Palm Springs and the unincorporated area of Riverside County.

Department: Concurrence

Patricia Romo
 Assistant Director of Transportation


 Juan C. Perez
 Director of Transportation and Land Management

FINANCIAL DATA	Current Fiscal Year:	Next Fiscal Year:	Total Cost:	Ongoing Cost:	POLICY/CONSENT (Per Exec. Office)
COST	\$ 0.00	\$ 0.00	\$ 17,961,250	\$ 0.00	Consent <input type="checkbox"/> Policy <input type="checkbox"/>
NET COUNTY COST	\$ 0.00	\$ 0.00	\$ 0.00	\$ 0.00	

SOURCE OF FUNDS: City of Palm Springs (99.92%), Mission Springs Water District (0.08%)
 There are no General Funds used in this project.

Budget Adjustment: No
 For Fiscal Year: 2013-2014

C.E.O. RECOMMENDATION: APPROVE


BY: 
 Tina Grande

County Executive Office Signature

MINUTES OF THE BOARD OF SUPERVISORS

On motion of Supervisor Stone, seconded by Supervisor Ashley and duly carried by unanimous vote, IT WAS ORDERED that the above matter is approved as recommended.

Ayes: Jeffries, Tavaglione, Stone, Benoit and Ashley
 Nays: None
 Absent: None
 Date: November 26, 2013
 xc: Transp.

Kecia Harper-Ihem
 Clerk of the Board
 By: 
 Deputy

- A-30
- Positions Added
- 4/5 Vote
- Change Order

Prev. Agn. Ref.: 5/25/10, Item 9-15 | **District:** 5/4 | **Agenda Number:**

3-52

SUBMITTAL TO THE BOARD OF SUPERVISORS, COUNTY OF RIVERSIDE, STATE OF CALIFORNIA
FORM 11: Notice of Completion - Indian Canyon Drive at Interstate 10, Reconstruction of Interchange in the City of Palm Springs and the Unincorporated Area of Riverside County, 5th/4th District [\$17,961,250, Local Funds 100%]

DATE: November 14, 2013

PAGE: 2 of 3

BACKGROUND:

Summary (continued)

The originally authorized amount of the contract was \$16,526,137. There were a total of 21 contract change orders issued on this project, totaling \$1,435,113. The total amended contract is \$17,961,250, which is 8.7% more than the originally authorized amount. The following four items account for approximately half of the total increase in cost to the project.

- The largest portion of the contract change was due to contractually required adjustments to the price of the Asphalt Concrete. Change Orders 10 and 15 were due to the change in the price of liquid asphalt binder during the course of the project that added approximately \$206,000 in accordance with the adjustment formula as specified in the contract and in accordance with the published Asphalt Price Index on the Caltrans website. Change Order 18, in the amount of \$103,000, was an incentive payment for quality Asphalt Concrete that significantly exceeded acceptable quality levels. This incentive is based on a "value received" factor and is meant to encourage quality. The incentive is a requirement of all projects on the State Highway.
- Change Order 13, in the amount of \$148,000, was for constructing a concrete median barrier (Type GE) per Caltrans Standard Plans in both the eastbound and westbound direction of Interstate 10. The specified metal beam guardrail could not be installed per plan, since the minimum safety clearances could not be achieved between the back of guardrail post to the concrete bridge column due to the skew of the bridge across Interstate 10.
- Change Order 19, in the amount of \$139,469, was due to a change in the total quantity of chain link mini mesh fencing required to install the railing on both sides of the Indian Canyon Bridge. This change increased the quantity of fence from 91 meters to 182 meters.
- A portion of this project is within the cities of Desert Hot Springs and Palm Springs. The cities requested the addition of two signs and an increase in the size of the signs specified in the contract. The interchange is considered one of the main "gateways" to their respective communities. These changes to the bridge signage resulted in Change Order 11 and an increase of approximately \$105,040 to the total contract price and paid for by the cities.

This work was completed at the direction of the Transportation Department on April 27, 2012, Work Order A8-0372.

Impact on Citizens and Businesses

This project increased the capacity of the freeway crossing, added signals, and modified the on-ramps and off-ramps of the freeway to improve the flow of traffic in the area for the benefit of commerce and residents in the desert communities. Additionally, there were upgrades to the pavement section, guardrail, and sidewalks in the area to provide for enhanced public safety and a long service life.

SUBMITTAL TO THE BOARD OF SUPERVISORS, COUNTY OF RIVERSIDE, STATE OF CALIFORNIA
FORM 11: Notice of Completion - Indian Canyon Drive at Interstate 10, Reconstruction of Interchange in the City of Palm Springs and the Unincorporated Area of Riverside County, 5th/4th District [\$17,961,250, Local Funds 100%]

DATE: November 14, 2013

PAGE: 3 of 3

SUPPLEMENTAL:

Additional Fiscal Information

Budget

Original Contract Amount		\$16,526,137.00
Total Change Orders Authorized	8.7%	\$1,435,113.02
Estimated Pending Change Orders	0.0%	\$0.00
Amended Contract Amount		\$17,961,250.02
* Quantity Adjustments	0.0%	\$0.00
+ CCO FA Adjustments	0.0%	\$0.00
Total Amended Contract Amount	108.7%	\$17,961,250.02

Expenditures

Total Progress Payments		\$17,961,250.02
Estimated Pending Payments		\$0.00
Total Expenditures		\$17,961,250.02

(Over)/Under Contract Amount \$0.00

+ Change Orders using the Force Account method of payment issued prior to the work being completed generally do not use the total authorized amount.

* CAL-Trans Standard Specifications 4-1.03B. Increases or decreases in the quantity of a contract item of work will be determined by comparing the total pay quantity of such item of work with the Engineer's Estimate. If the total pay quantity of any item of work required under the contract varies from the Engineer's Estimate by 25 percent or less, payment will be made for the quantity of work of said item performed at the contract unit price, unless eligible for adjustment pursuant to Section 4-1.03C, "Changes in Character of Work."

The Indian Canyon Drive at Interstate 10 Interchange reconstruction and expansion was funded with \$17,946,881 of City of Palm Springs funds and \$14,369 of Mission Springs Water District funds.

Contract History and Price Reasonableness

N/A

ATTACHMENTS:

A. Change Order Report

PLEASE COMPLETE THIS INFORMATION
RECORDING REQUESTED BY:

KECIA HARPER-IHEM, CLERK OF THE BOARD
RIVERSIDE CO. CLERK OF THE BOARD
4080 LEMON STREET, 1ST FLOOR CAC
P O BOX 1147 - RIVERSIDE, CA 92502
MAIL STOP # 1010

DOC # 2013-0562355
12/03/2013

Customer Copy Label
The paper to which this label is
affixed has not been compared
with the filed/recorded document

Larry W Ward
County of Riverside
Assessor, County Clerk & Recorder

AND WHEN RECORDED MAIL TO:

RETURN TO: STOP #1010
RIVERSIDE COUNTY CLERK OF THE BOARD
P. O. BOX 1147 - RIVERSIDE, CA 92502

THIS SPACE FOR RECORDERS USE ONLY

NOTICE OF COMPLETION

To be recorded with County Recorder
within 10 days after completion.
No recording fee.

Notice is hereby given by the undersigned owner, a public entity of the State of California, that a public work of
improvement has been completed, as follows:

Project title or description of work: Indian Canyon Drive Interchange Improvements at I-10

Date of Completion: Date of this notice 11/26/13

Nature of owner: County of Riverside, public entity

Interest or estate of owner: Public Roadway

Address of owner: 4080 Lemon Street, 8th Floor, Riverside, CA 92501

Name of contractor: Granite Construction Company

Street or legal description of site: Indian Canyon Drive at I-10

Dated: November 26, 2013

Owner: County of Riverside
(Name of Public Entity)

By: John J. Benoit
Chairman, Board of Supervisors
John J. Benoit

STATE OF CALIFORNIA)

ss

COUNTY OF RIVERSIDE)

I am the Chairman of the governing board of the County of Riverside, the public entity which executed the
foregoing notice and on whose behalf I make this verification; I have read this notice, know its contents, and the same is
true. I certify under penalty of perjury that the foregoing is true and correct.

Executed at Riverside, California on 11/26/13 (Date)

John J. Benoit, Chairman of the Board of Supervisors
John J. Benoit

ATTEST:

Kecia Harper-Ihem, Clerk

By Kellie Rayton Deputy

11.26.13 3-52

COPY



LARRY W. WARD
COUNTY OF RIVERSIDE
ASSESSOR-COUNTY CLERK-RECORDER

Recorder
P.O. Box 751
Riverside, CA 92502-0751
(951) 486-7000


<http://riverside.asrcfrec.com>

CERTIFICATION

Pursuant to the provisions of Government Code 27361.7, I certify under the penalty of perjury that the following is a true copy of illegible wording found in the attached document:

(Print or type the page number(s) and wording below):

CLARIFICATION OF THE SEAL for the Riverside County Board of Supervisors
(embossed on document)



Date:

11-20-13

Signature:

Karen Barton

Print Name:

Karen Barton, Board Assistant, Riverside County Clerk of the Board

CHANGE ORDER REPORT
(I-10/Indian Canyon Drive Interchange Improvements)

CCO #	Amount	Percent	Description
	Original Contract Amount \$16,526,137.00		
1	\$ 2,038.72	0.01%	Partnering provisions
2, 2S1	\$ 147,500.00	0.89%	Relocate, modify, and replace unforeseen irrigation, electrical, and miscellaneous items within temporary construction easements; additional signs, and other unforeseen minor items
3, 3S1	\$ 53,495.00	0.33%	Flagging costs
4	\$ 86,711.50	0.52%	An additional drainage system on Garnet Avenue
5, 5S1	\$ 76,787.75	0.47%	Remove old concrete pavement section under existing Garnet Road, new curb and gutter and sidewalk to match the new profile of 20 th Avenue
6	\$ 57,751.00	0.35%	Revisions to textured concrete for the gore areas at the new on and off ramps
7	\$ 0.00	0.00%	Modifying the lane closure charts
8	\$ 17,728.52	0.11%	Additional costs for a non-standard color for chain link mini mesh railing on the Indian Canyon overcrossing
9	\$ 35,085.20	0.21%	Kill and dispose of non-native weeds from the project site
10, 10S1	\$ 135,887.16	0.83%	Asphalt Price Index adjustment
11, 11S1	\$ 112,474.75	0.68%	Adding metal script lettering bridge-mounted signs for "DESERT HOT SPRINGS" and increasing lettering size for the "PALM SPRINGS" sign
12	\$ 40,100.24	0.24%	Replace a portion of newly placed JPCP at 20 th /Indian Canyon removed by The Gas Company to repair the gas line damaged by Southern California Edison
13	\$ 148,000.00	0.90%	Construct concrete median barrier (Type GE) instead of MBGR
14	\$ 21,479.00	0.13%	Modify the median island on the bridge to colored, stamped concrete instead of plain structure concrete.
15	\$ 70,070.43	0.42%	Asphalt Price Index adjustment
16	\$ 79,445.00	0.48%	Relocate, modify, and overlay roadside signs based on the Caltrans and City of Palm Springs safety and operational review
17, 17S1	\$ 68,194.18	0.41%	Repair, relocate, install, and modify irrigation, planting, and electrical sign system at the service station landscape frontage area on 20 th Avenue
18	\$ 102,921.99	0.62%	Asphalt Concrete adjustment for compliance with QC/QA requirements
19	\$ 139,469.32	0.84%	Add Bid Item No. 165 "Chain Link Railing" (mini-mesh) to the other bridge rail

CHANGE ORDER REPORT
(I-10/Indian Canyon Drive Interchange Improvements)

CCO #	Amount	Percent	Description
20	\$ 9,500.00	0.06%	Extra grading at the outlet of drainage system No.13 to protect adjacent private properties
21	\$ 30,473.26	0.18%	Balancing change order on the contract item quantities listed in the contract to reflect the quantities placed
Total Change Orders	\$ 1,435,113.02		
Quantity Adjustments	0.00	0.00%	
Change Order Total and New Contract Total	\$17,961,250.02		

Contractor: Granite Construction Company
 Address: 39000 Monroe Street
 City, State, Zip: Indio, CA 92203

Estimate No. 26 Final Revised
 From: January 26, 2012
 To: August 26, 2013



Item No.	Units	Item Description	Quantity	Unit Price	Original Contract Amount	Change Authorized Quantity	Change Authorized Amount	Total Authorized Quantity	Total Authorized Amount	This Estimate Quantity	This Estimate Amount	Previous Quantity	Total Estimate To Date Quantity	Total Estimate To Date Amount	% Auth.
1	LS	ENDANGERED SPECIES PROTECTION	1	2,000.00	2,000.00			1.00	2,000.00	1.00		1.00	1.00	2,000.00	100%
2	LS	NONNATIVE PLANT PRECLUSION	1	1,500.00	1,500.00			1.00	1,500.00	1.00		1.00	1.00	1,500.00	100%
3	LS	CONSTRUCTION MONITORING CAMERA (POLE AND ELECTRIC SERVICE)	1	985.00	985.00			1.00	985.00	1.00		1.00	1.00	985.00	100%
4 (S/F)	LS	METAL SCRIPT LETTERS (RAILING METHOD)	1	6,500.00	6,500.00			1.00	6,500.00	1.00		1.00	1.00	6,500.00	100%
5		ITEM DELETED BY ADDENDUM			0.00										N/A
6	LS	PROGRESS SCHEDULE (CRITICAL PATH METHOD)	1	4,500.00	4,500.00			1.00	4,500.00	1.00		1.00	1.00	4,500.00	100%
7	M	TEMPORARY FENCE (TYPE ESA) & CCO 21	610	14.00	8,540.00	53.96	755.44	663.96	9,295.44	663.96		663.96	663.96	9,295.44	100%
8	M	TEMPORARY FENCE (TYPE WILDLIFE) & CCO 21	610	18.00	10,980.00	-2.00	-36.00	608.00	10,944.00	608.00		608.00	608.00	10,944.00	100%
9	LS	CONSTRUCTION SITE MANAGEMENT	1	15,000.00	15,000.00			1.00	15,000.00	1.00		1.00	1.00	15,000.00	100%
10	LS	WATER POLLUTION CONTROL	1	500.00	500.00			1.00	500.00	1.00		1.00	1.00	500.00	100%
11	LS	HEALTH AND SAFETY PLAN	1	500.00	500.00			1.00	500.00	1.00		1.00	1.00	500.00	100%
12	M	TEMPORARY FIBER ROLLS & CCO 21	10,800	7.00	75,600.00	-10,421.66	-72,951.62	378.34	2,648.38	378.34		378.34	378.34	2,648.38	100%
13	M	TEMPORARY SILT FENCE & CCO 21	980	17.00	16,320.00	-221.94	-3,772.98	738.06	12,547.02	738.06		738.06	738.06	12,547.02	100%
14	EA	TEMPORARY CONSTRUCTION ENTRANCE & CCO 5	3	4,500.00	13,500.00	3.00	13,500.00	6.00	27,000.00	6.00		6.00	6.00	27,000.00	100%
15	M	TEMPORARY CHECK DAM & CCO 21	52	35.00	1,820.00	-21.62	-756.70	30.38	1,063.30	30.38		30.38	30.38	1,063.30	100%
16	EA	MOVE-IN/MOVE-OUT (TEMPORARY EROSION CONTROL)	4	350.00	1,400.00			4.00	1,400.00	4.00		4.00	4.00	1,400.00	100%
17	EA	TEMPORARY DRAINAGE INLET PROTECTION & CCO 21	39	125.00	4,875.00	-32.60	-4,075.00	6.40	800.00	6.40		6.40	6.40	800.00	100%
18	M2	TEMPORARY HYDRAULIC MULCH (POLYMER STABILIZED FIBER MATRIX) & CCO 21	136,000	0.20	27,200.00	-20,389.71	-4,077.94	115,610.29	23,122.06	115,610.29		115,610.29	115,610.29	23,122.06	100%
19	LS	STREET SWEEPING	1	65,000.00	65,000.00			1.00	65,000.00	1.00		1.00	1.00	65,000.00	100%
20	LS	TEMPORARY CONCRETE WASHOUT (PORTABLE)	1	8,500.00	8,500.00			1.00	8,500.00	1.00		1.00	1.00	8,500.00	100%
21	LS	CONSTRUCTION AREA SIGNS	1	18,000.00	18,000.00			1.00	18,000.00	1.00		1.00	1.00	18,000.00	100%
22	LS	TRAFFIC CONTROL SYSTEMS	1	150,000.00	150,000.00			1.00	150,000.00	1.00		1.00	1.00	150,000.00	100%
23	EA	TYPE III BARRICADE	140	35.00	4,900.00			140.00	4,900.00	140.00		140.00	140.00	4,900.00	100%
24	M	TEMPORARY PAVEMENT DELINEATION & CCO 3	4,460	5.00	22,300.00	-4,460.00	-22,300.00	105.52	4,220.80	105.52		105.52	105.52	4,220.80	N/A
25	M2	TEMPORARY PAVEMENT MARKING & CCO 21	100	40.00	4,000.00	5.52	220.80	105.52	4,220.80	105.52		105.52	105.52	4,220.80	100%



Contractor:
Granite Construction Company
38000 Monroe Street
Indio, CA 92203

Project: L:\Median Canyon Drive Interchange Improvements
County Project No.: A8-0372, ESPL\PLU-5282(034) & HP211-5282 (035)
Contract No.: 10-05-009

Item No.	Units	Item Description	Quantity	Unit Price	Original Contract		Change Authorized		This Estimate		Total Estimate To Date		% Auth.
					Amount	Quantity	Amount	Quantity	Quantity	Amount	Quantity	Amount	
26	EA	TRAFFIC PLASTIC DRUM	590	30.00	17,700.00	590.00	17,700.00	590.00	590.00	17,700.00	590.00	17,700.00	100%
27	EA	PORTABLE MANAGEABLE MESSAGE SIGN	10	7,500.00	75,000.00	10.00	75,000.00	10.00	10.00	75,000.00	10.00	75,000.00	100%
28	M	TEMPORARY RAILING CCO 21	5,300	27.00	143,100.00	601.45	16,235.15	5,901.45	5,901.45	159,339.15	5,901.45	159,339.15	100%
29	EA	TEMPORARY CRASH CUSHION [SAND FILLED] & CCO 21	210	275.00	57,750.00	34.00	9,350.00	244.00	244.00	67,100.00	244.00	67,100.00	100%
30	EA	TEMPORARY CRASH CUSHION [ABSORB 350] & CCO 16, 21	6	11,500.00	69,000.00	5.00	57,500.00	11.00	11.00	126,500.00	11.00	126,500.00	100%
31	M	REMOVE YELLOW TRAFFIC STRIPE [HAZARDOUS WASTE] & CCO 21	2,870	2.50	7,175.00	720.50	1,801.25	3,590.50	3,590.50	8,976.25	3,590.50	8,976.25	100%
32	M	REMOVE CHAIN LINK FENCE & CCO 21	610	14.00	8,540.00	22.77	318.78	632.77	632.77	8,858.78	632.77	8,858.78	100%
33	EA	REMOVE TERMINAL SECTION	3	2,000.00	6,000.00	3.00	6,000.00	3.00	3.00	6,000.00	3.00	6,000.00	100%
34	M	REMOVE METAL BEAM GUARD RAILING & CCO 21	660	22.00	14,520.00	116.60	2,565.20	776.60	776.60	17,085.20	776.60	17,085.20	100%
35	M	REMOVE TRAFFIC STRIPE & CCO 21	34,100	1.90	64,790.00	-13,739.85	-26,105.71	20,360.15	20,360.15	38,684.29	20,360.15	38,684.29	100%
36	M2	REMOVE PAVEMENT MARKING & CCO 21	52	20.00	1,040.00	13.00	260.00	65.00	65.00	1,300.00	65.00	1,300.00	100%
37	EA	REMOVE PAVEMENT MARKER & CCO 21	8,520	2.00	17,040.00	1,813.00	3,626.00	10,333.00	10,333.00	20,666.00	10,333.00	20,666.00	100%
38	EA	REMOVE ROADSIDE SIGN & CCO 21	43	100.00	4,300.00	1.00	100.00	44.00	44.00	4,400.00	44.00	4,400.00	100%
39	EA	REMOVE SIGN STRUCTURE	2	3,500.00	7,000.00	2.00	7,000.00	2.00	2.00	7,000.00	2.00	7,000.00	100%
40	M	REMOVE CULVERT & CCO 21	360	60.00	21,600.00	46.78	2,806.80	406.78	406.78	24,406.80	406.78	24,406.80	100%
41	EA	REMOVE INLET	1	1,000.00	1,000.00	1.00	1,000.00	1.00	1.00	1,000.00	1.00	1,000.00	100%
42	EA	REMOVE HEADWALL & CCO 21	21	275.00	5,775.00	2.00	550.00	23.00	23.00	6,325.00	23.00	6,325.00	100%
43	M2	COLD PLANE ASPHALT CONCRETE PAVEMENT & CCO 5, 21	1,080	8.50	9,180.00	3,407.70	28,985.45	4,487.70	4,487.70	38,145.45	4,487.70	38,145.45	100%
44	LS	CLEARING AND GRUBBING	1	82,500.00	82,500.00	1.00	82,500.00	1.00	1.00	82,500.00	1.00	82,500.00	100%
45	LS	DEVELOP WATER SUPPLY	1	10,000.00	10,000.00	1.00	10,000.00	1.00	1.00	10,000.00	1.00	10,000.00	100%
46(F)	M3	ROADWAY EXCAVATION and CCO 5	29,170	15.00	437,550.00	-15.00	-225.00	29,155.00	29,155.00	437,325.00	29,155.00	437,325.00	100%
47	LS	LEAD COMPLIANCE PLAN (METRIC)	1	500.00	500.00	1.00	500.00	1.00	1.00	500.00	1.00	500.00	100%
48	LS	ASBESTOS COMPLIANCE PLAN	1	500.00	500.00	1.00	500.00	1.00	1.00	500.00	1.00	500.00	100%
49	M3	CONCRETE BACKFILL & CCO 21	14	225.00	3,150.00	3.50	787.50	17.50	17.50	3,937.50	17.50	3,937.50	100%
50	M3	DITCH EXCAVATION	320	8.00	2,560.00	320.00	2,560.00	320.00	320.00	2,560.00	320.00	2,560.00	100%



Item No.	Units	Item Description	Quantity	Unit Price	Original Contract Amount	Change Authorized		Total Authorized		This Estimate Quantity	This Estimate Amount	Previous Quantity	Total Estimate To Date Quantity	Total Estimate To Date Amount	% Auth.
						Quantity	Amount	Quantity	Amount						
51	M3	IMPORTED BORROWN & CCO 5	71,000	7.25	514,750.00	337.00	2,443.25	71,337.00	517,193.25	71,337.00	517,193.25	71,337.00	71,337.00	517,193.25	100%
52	M2	EROSION CONTROL (TYPE D) & CCO 21	13,200	0.65	8,580.00	1,566.80	1,031.42	14,786.80	9,611.42	14,786.80	9,611.42	14,786.80	14,786.80	9,611.42	100%
53	M	FIBER ROLLS (METRIC) & CCO 21	10,500	8.00	84,000.00	245.60	1,964.80	10,745.60	85,964.80	10,745.60	85,964.80	10,745.60	10,745.60	85,964.80	100%
54	EA	Move-In/Move Out (Erosion Control)	1	350.00	350.00			1.00	350.00	1.00	350.00	1.00	1.00	350.00	100%
55	M	200 MM CORRUGATED HIGH DENSITY POLYETHYLENE PIPE CONDUIT & CCO 21	68	200.00	13,600.00	-3.70	-740.00	64.30	12,860.00	64.30	12,860.00	64.30	64.30	12,860.00	100%
56	LS	FINISHING ROADWAY	1	25,000.00	25,000.00			1.00	25,000.00	1.00	25,000.00	1.00	1.00	25,000.00	100%
57	M3	CLASS 2 AGGREGATE BASE & CCO 5, 21	14,600	22.00	321,200.00	-45.9510	-1,010.90	14,554.0490	320,189.09	14,554.05	320,189.10	14,554.05	14,554.05	320,189.10	100%
58	M3	LEAN CONCRETE BASE	190	200.00	38,000.00			190.00	38,000.00	190.00	38,000.00	190.00	190.00	38,000.00	100%
59	TONN	ASPHALTIC EMULSION (FOG SEAL COAT) & CCO 21	6	3,000.00	18,000.00	-0.30	-900.00	5.70	17,100.00	5.70	17,100.00	5.70	5.70	17,100.00	100%
60	TONN	ASPHALT CONCRETE (OPEN GRADED) (OPEN GRADED FRICTION COURSE) & CCO 21	1,310	90.00	117,900.00	153.27	13,794.30	1,463.27	131,694.30	1,463.27	131,694.30	1,463.27	1,463.27	131,694.30	100%
61	TONN	HOT MIX ASPHALT (TYPE A) & CCO 21	320	99.50	31,840.00	67.71	6,737.15	387.71	38,577.15	387.71	38,577.15	387.71	387.71	38,577.15	100%
62	TONN	HOT MIX ASPHALT (TYPE A BOND BREAKER)	120	110.00	13,200.00			120.00	13,200.00	120.00	13,200.00	120.00	120.00	13,200.00	100%
63	TONN	HOT MIX ASPHALT (TYPE C) & CCO 21	31,200	71.00	2,215,200.00	853.71	60,613.41	32,053.71	2,275,813.41	32,053.71	2,275,813.41	32,053.71	32,053.71	2,275,813.41	100%
64	M	PLACE HOT MIX ASPHALT DIKE & CCO 21	4,570	6.50	29,705.00	-133.57	-868.20	4,436.43	28,836.81	4,436.43	28,836.81	4,436.43	4,436.43	28,836.81	100%
65	M2	PLACE HOT MIX ASPHALT (MISCELLANEOUS AREA) & CCO 21	320	40.00	12,800.00	-146.92	-5,876.80	173.08	6,923.20	173.08	6,923.20	173.08	173.08	6,923.20	100%
66	TONN	TACK COAT & CCO 21	38	1,400.00	53,200.00	-13.65	-19,110.00	24.35	34,090.00	24.35	34,090.00	24.35	24.35	34,090.00	100%
67	M3	CONCRETE PAVEMENT (EXIT RAMP TERMINI) (JOINTED PLAIN CONCRETE PAVEMENT) & CCO 21	430	275.00	118,250.00	90.13	24,785.75	520.13	143,035.75	520.13	143,035.75	520.13	520.13	143,035.75	100%
68	M3	RAPID STRENGTH CONCRETE (JOINTED PLAIN CONCRETE PAVEMENT) & CCO 21	3,780	205.00	774,900.00	155.64	31,906.20	3,935.64	806,806.20	3,935.64	806,806.20	3,935.64	3,935.64	806,806.20	100%
69	M	SEAL ISOLATION JOINT & CCO 21	1,280	4.00	5,120.00	-330.24	-1,320.96	949.76	3,799.04	949.76	3,799.04	949.76	949.76	3,799.04	100%
70	M	SEAL LONGITUDINAL JOINT & CCO 21	2,140	4.00	8,560.00	-224.30	-897.20	1,915.70	7,662.80	1,915.70	7,662.80	1,915.70	1,915.70	7,662.80	100%
71	M	SEAL TRANSVERSE JOINT & CCO 21	2,120	4.00	8,480.00	-36.64	-146.56	2,083.36	8,333.44	2,083.36	8,333.44	2,083.36	2,083.36	8,333.44	100%
72	M2	MASONRY STONE WALL & CCO 21	23	800.00	18,400.00	3.58	2,864.00	26.58	21,264.00	26.58	21,264.00	26.58	26.58	21,264.00	100%
73 F	M3	CLASS 2 CONCRETE (BOX CULVERT)	190	1,000.00	190,000.00			190.00	190,000.00	190.00	190,000.00	190.00	190.00	190,000.00	100%
74 F	M3	MINOR CONCRETE (MINOR STRUCTURE) & CCO 4	110	2,000.00	220,000.00	4.70	9,400.00	114.70	229,400.00	114.70	229,400.00	114.70	114.70	229,400.00	100%
75 F	KG	BAR REINFORCING STEEL (BOX CULVERT)	21,271	2.00	42,542.00			21,271.00	42,542.00	21,271.00	42,542.00	21,271.00	21,271.00	42,542.00	100%



Contractor:
 Gramis Construction Company
 38000 Monroe Street
 Indio, CA 92203

Item No.	Item Description	Units	Quantity	Unit Price	Original Contract Amount	Change Authorized Quantity	Change Authorized Amount	Total Authorized Quantity	Total Authorized Amount	This Estimate Quantity	This Estimate Amount	Previous Quantity	Total Estimate To Date Quantity	Total Estimate To Date Amount	% Auth.
76 F	FURNISH SIGN STRUCTURE (TRUSS)	KG	30,000	9.00	270,000.00			30,000.00	270,000.00			30,000.00	30,000.00	270,000.00	100%
77 F	INSTALL SIGN STRUCTURE (TRUSS)	KG	30,000	1.00	30,000.00			30,000.00	30,000.00			30,000.00	30,000.00	30,000.00	100%
78	FURNISH LAMINATED PANEL SIGN (25.4 MM - TYPE A)	M2	67	250.00	16,750.00			67.00	16,750.00			67.00	67.00	16,750.00	100%
79	FURNISH SINGLE SHEET ALUMINUM SIGN (1.6 MM-UNFRAMED) & CCO 21	M2	56	125.00	7,000.00	2.41	301.25	58.41	7,301.25			58.41	58.41	7,301.25	100%
80	FURNISH SINGLE SHEET ALUMINUM SIGN (2.0 MM-UNFRAMED) & CCO 21	M2	30	140.00	4,200.00	2.80	392.00	32.80	4,592.00			32.80	32.80	4,592.00	100%
81	FURNISH SINGLE SHEET ALUMINUM SIGN (1.6 MM-FRAMED) CCO 21	M2	13	135.00	1,755.00	0.10	13.50	13.10	1,768.50			13.10	13.10	1,768.50	100%
82	FURNISH SINGLE SHEET ALUMINUM SIGN (2.0 MM- FRAMED) & CCO 9, 21	M2	71	150.00	10,650.00	-23.62	-3,543.00	47.38	7,107.00			47.38	47.38	7,107.00	100%
83	1524 MM CAST-IN-DRILLED-HOLE CONCRETE PILE (SIGN FOUNDATION)	M	23	4,000.00	92,000.00			23.00	92,000.00			23.00	23.00	92,000.00	100%
84	ROADSIDE SIGN - ONE POST & CCO 21	EA	85	350.00	29,750.00	21.00	7,350.00	106.00	37,100.00			106.00	106.00	37,100.00	100%
85	ROADSIDE SIGN - TWO POST & CCO 21	EA	17	575.00	9,775.00	3.00	1,725.00	20.00	11,500.00			20.00	20.00	11,500.00	100%
86	INSTALL SIGN (STRAP AND SADDLE BRACKET METHOD) & CCO 21	EA	8	350.00	2,800.00	2.00	700.00	10.00	3,500.00			10.00	10.00	3,500.00	100%
87	INSTALL SIGN (MAST-ARM HANGER METHOD)	EA	22	375.00	8,250.00			22.00	8,250.00			22.00	22.00	8,250.00	100%
88	450 MM ALTERNATIVE PIPE CULVERT & CCO 4, 21	M	71	160.00	11,360.00	44.02	7,043.20	115.02	18,403.20			115.02	115.02	18,403.20	100%
89	600 MM ALTERNATIVE PIPE CULVERT & CCO 21	M	230	170.00	39,100.00	-18.11	-3,078.70	211.89	36,021.30			211.89	211.89	36,021.30	100%
90	900 MM ALTERNATIVE PIPE CULVERT & CCO 21	M	120	180.00	21,600.00	0.55	99.00	120.55	21,699.00			120.55	120.55	21,699.00	100%
91	600 MM BITUMINOUS COATED CORRUGATED STEEL PIPE (2.77 MM THICK)	M	200	200.00	40,000.00			200.00	40,000.00			200.00	200.00	40,000.00	100%
92	900 MM BITUMINOUS COATED CORRUGATED STEEL PIPE (2.77 MM THICK) & CCO 21	M	50	225.00	11,250.00	-1.00	-225.00	49.00	11,025.00			49.00	49.00	11,025.00	100%
93	100MM POLYVINYL CHLORIDE SEWER PIPE & CCO 21	M	37	50.00	1,850.00	-37.00	-1,850.00								N/A
94	ROCK SLOPE PROTECTION (LIGHT METHOD B) & CCO 4, 21	M3	140	160.00	22,400.00	-3.90	-624.00	136.10	21,776.00			136.10	136.10	21,776.00	100%
95	CONCRETE (CHANNEL LINING) & CCO 21	M3	73	500.00	36,500.00	6.77	3,385.00	79.77	39,885.00			79.77	79.77	39,885.00	100%
96	ROCK SLOPE PROTECTION FABRIC & CCO 4, 21	M2	330	25.00	8,250.00	9.40	235.00	339.40	8,485.00			339.40	339.40	8,485.00	100%
97	MINOR CONCRETE (CURB AND GUTTER) & CCO 4, 5, 5S1	M3	250	775.00	193,750.00	72.24	55,986.00	322.24	249,736.00			322.24	322.24	249,736.00	100%
98	MINOR CONCRETE (COLORED)	M2	1,890	120.00	226,800.00			1,890.00	226,800.00			1,890.00	1,890.00	226,800.00	100%
99	MINOR CONCRETE (SIDEWALK) & CCO 5, 5S1	M3	260	525.00	136,500.00	18.08	9,492.00	278.08	145,992.00			278.08	278.08	145,992.00	100%
100	MINOR CONCRETE (TEXTURED PAVING)	M2	1,190	125.00	148,750.00			1,190.00	148,750.00			1,190.00	1,190.00	148,750.00	100%

Contractor: Granite Construction Company
 38000 Monroe Street
 Indio, CA 92203

Processed Construction Inspection 8/22/2013
 Estimate No. 28 Final Revised
 From: January 28, 2012
 To: August 25, 2013



Item No.	Item Description	Units	Quantity	Unit Price	Original Contract Amount	Change Authorized Quantity	Change Authorized Amount	Total Authorized Quantity	Total Authorized Amount	This Estimate Quantity	This Estimate Amount	Previous Quantity	Previous Amount	Total Estimate To Date Quantity	Total Estimate To Date Amount	% Auth.
101	MISCELLANEOUS IRON AND STEEL & CCO 4, 21	KG	1,262	10.00	12,620.00	368.15	3,681.50	1,630.15	16,301.50	1,630.15	16,301.50	1,630.15	16,301.50	1,630.15	16,301.50	100%
102	CHAIN LINK FENCE (TYPE CL - 1.8) & CCO 21	M	940	65.00	61,100.00	27.50	1,787.50	967.50	62,887.50	967.50	62,887.50	967.50	62,887.50	967.50	62,887.50	100%
103	DELINEATOR (SPECIAL)	EA	23	80.00	1,840.00			23.00	1,840.00	23.00	1,840.00	23.00	1,840.00	23.00	1,840.00	100%
104	DELINEATOR (CLASS 1) & CCO 21	EA	160	50.00	8,000.00	-11.00	-550.00	149.00	7,450.00	149.00	7,450.00	149.00	7,450.00	149.00	7,450.00	100%
105	METAL BEAM GUARD RAILING (WOOD POST) & CCO 21	M	670	99.00	66,330.00	-133.07	-13,173.93	536.93	53,156.07	536.93	53,156.07	536.93	53,156.07	536.93	53,156.07	100%
106	TRANSITION RAILING (TYPE WR)	EA	4	6,000.00	24,000.00			4.00	24,000.00	4.00	24,000.00	4.00	24,000.00	4.00	24,000.00	100%
107	TERMINAL ANCHOR ASSEMBLY (TYPE SFT)	EA	5	900.00	4,500.00			5.00	4,500.00	5.00	4,500.00	5.00	4,500.00	5.00	4,500.00	100%
108	ALTERNATIVE FLARED TERMINAL SYSTEM (TYPE SRT)	EA	9	3,500.00	31,500.00			9.00	31,500.00	9.00	31,500.00	9.00	31,500.00	9.00	31,500.00	100%
109	CRASH CUSHION (REACT #SCBS)	EA	3	75,000.00	225,000.00			3.00	225,000.00	3.00	225,000.00	3.00	225,000.00	3.00	225,000.00	100%
110	CONCRETE BARRIER (TYPE60C) & CCO 21	M	270	525.00	141,750.00	-6.22	-3,265.50	263.78	138,484.50	263.78	138,484.50	263.78	138,484.50	263.78	138,484.50	100%
111	CONCRETE BARRIER (TYPE60E)	M	89	515.00	45,835.00			89.00	45,835.00	89.00	45,835.00	89.00	45,835.00	89.00	45,835.00	100%
112	THERMOPLASTIC PAVEMENT MARKING & CCO 21	M2	360	40.00	14,400.00			450.00	18,000.00	450.00	18,000.00	450.00	18,000.00	450.00	18,000.00	100%
113	200MM THERMOPLASTIC TRAFFIC STRIPE & CCO 21	M	1,210	3.00	3,630.00	166.00	498.00	1,376.00	4,128.00	1,376.00	4,128.00	1,376.00	4,128.00	1,376.00	4,128.00	100%
114	100MM THERMOPLASTIC TRAFFIC STRIPE (BROKEN 5.18 M-2.14M) & CCO 21	M	9,600	2.25	21,600.00	1,348.00	3,033.00	10,948.00	24,633.00	10,948.00	24,633.00	10,948.00	24,633.00	10,948.00	24,633.00	100%
115	PAINT TRAFFIC STRIPE (2-COAT) & CCO 21	M	13,100	1.25	16,375.00	2,243.00	2,803.75	15,343.00	19,178.75	15,343.00	19,178.75	15,343.00	19,178.75	15,343.00	19,178.75	100%
116	PAVEMENT MARKER (NON-REFLECTIVE) & CCO 21	EA	15,300	2.10	32,130.00	-3,038.00	-6,379.80	12,262.00	25,750.20	12,262.00	25,750.20	12,262.00	25,750.20	12,262.00	25,750.20	100%
117	PAVEMENT MARKER (RETROREFLECTIVE-SPECIAL TYPE C) & CCO 21	EA	86	5.00	430.00	-50.00	-250.00	36.00	180.00	36.00	180.00	36.00	180.00	36.00	180.00	100%
118	PAVEMENT MARKER (RETROREFLECTIVE-SPECIAL TYPE D) & CCO 21	EA	790	5.00	3,950.00	-328.00	-1,645.00	461.00	2,305.00	461.00	2,305.00	461.00	2,305.00	461.00	2,305.00	100%
119	PAVEMENT MARKER (RETROREFLECTIVE-SPECIAL TYPE G) & CCO 21	EA	2,780	5.00	13,950.00	408.00	2,045.00	3,198.00	15,995.00	3,198.00	15,995.00	3,198.00	15,995.00	3,198.00	15,995.00	100%
120	PAVEMENT MARKER (RETROREFLECTIVE-SPECIAL TYPE H) & CCO 21	EA	450	5.00	2,250.00	31.00	155.00	481.00	2,405.00	481.00	2,405.00	481.00	2,405.00	481.00	2,405.00	100%
121	SIGNAL AND LIGHTING (LOCATION 1)	LS	1	210,000.00	210,000.00			1.00	210,000.00	1.00	210,000.00	1.00	210,000.00	1.00	210,000.00	100%
122	SIGNAL AND LIGHTING (LOCATION 2)	LS	1	195,000.00	195,000.00			1.00	195,000.00	1.00	195,000.00	1.00	195,000.00	1.00	195,000.00	100%
123	SIGNAL AND LIGHTING (CITY STREET LOCATION 1)	LS	1	235,000.00	235,000.00			1.00	235,000.00	1.00	235,000.00	1.00	235,000.00	1.00	235,000.00	100%
124	SIGNAL AND LIGHTING (CITY STREET LOCATION 2)	LS	1	250,000.00	250,000.00			1.00	250,000.00	1.00	250,000.00	1.00	250,000.00	1.00	250,000.00	100%
125	LIGHTING AND SIGN ILLUMINATION	LS	1	590,000.00	590,000.00			1.00	590,000.00	1.00	590,000.00	1.00	590,000.00	1.00	590,000.00	100%

Contractor: Granite Construction Company
 Address: 39000 Monroe Street
 City, State, Zip: Indio, CA 92203

Estimate No. 26 Final Revised
 From: January 26, 2012
 To: August 25, 2013

Item No.	Item Description	Units	Quantity	Unit Price	Original Contract Amount	Change Authorized		Total Authorized		This Estimate Quantity	Amount	Previous Quantity	Total Estimate To Date Quantity	Amount	% Auth.
						Quantity	Amount	Quantity	Amount						
126	INTERCONNECTION CONDUIT AND CONDUCTOR	LS	1	160,000.00	160,000.00			1.00	160,000.00	1.00		1.00	1.00	160,000.00	100%
127	RAMP METERING SYSTEM (LOCATION 1)	LS	1	130,000.00	130,000.00			1.00	130,000.00	1.00		1.00	1.00	130,000.00	100%
128	RAMP METERING SYSTEM (LOCATION 2)	LS	1	140,000.00	140,000.00			1.00	140,000.00	1.00		1.00	1.00	140,000.00	100%
129	RAMP METERING SYSTEM (LOCATION 3)	LS	1	120,000.00	120,000.00			1.00	120,000.00	1.00		1.00	1.00	120,000.00	100%
130	RAMP METERING SYSTEM (LOCATION 4)	LS	1	130,000.00	130,000.00			1.00	130,000.00	1.00		1.00	1.00	130,000.00	100%
131	REMOVE EXISTING SIGNAL SYSTEM (LOCATION 1)	LS	1	80,000.00	80,000.00			1.00	80,000.00	1.00		1.00	1.00	80,000.00	100%
132	REMOVE EXISTING SIGNAL SYSTEM (LOCATION 2)	LS	1	80,000.00	80,000.00			1.00	80,000.00	1.00		1.00	1.00	80,000.00	100%
133	MOBILIZATION	LS	1	834,000.00	834,000.00			1.00	834,000.00	1.00		1.00	1.00	834,000.00	100%
134	COURSE OF CONSTRUCTION INSURANCE	LS	1	8,000.00	8,000.00			1.00	8,000.00	1.00		1.00	1.00	8,000.00	100%
135	DEMOLITION	LS	1	500.00	500.00			1.00	500.00	1.00		1.00	1.00	500.00	100%
136	DUST ABATEMENT	LS	1	45,000.00	45,000.00			1.00	45,000.00	1.00		1.00	1.00	45,000.00	100%
137	RESIDENT ENGINEER OFFICE	LS	1	25,000.00	25,000.00			1.00	25,000.00	1.00		1.00	1.00	25,000.00	100%
138	TRAFFIC SIGNAL CONTROLLER ASSEMBLY (WITH BATTERY BACK-UP/2-LOCATIONS)	LS	1	13,600.00	13,600.00			1.00	13,600.00	1.00		1.00	1.00	13,600.00	100%
139	MODEL 170 CONTROLLER ASSEMBLY (RAMP METER/4-LOCATIONS)	LS	1	19,200.00	19,200.00			1.00	19,200.00	1.00		1.00	1.00	19,200.00	100%
140	FEDERAL TRAINEE PROGRAM	LS	1	5,000.00	5,000.00			1.00	5,000.00	1.00		1.00	1.00	5,000.00	100%
141	610 MM STEEL PIPE CASING	M	26	1,000.00	26,000.00			26.00	26,000.00	26.00		26.00	26.00	26,000.00	100%
142	BRIDGE REMOVAL	LS	1	85,000.00	85,000.00			1.00	85,000.00	1.00		1.00	1.00	85,000.00	100%
143	STRUCTURE EXCAVATION (BRIDGE)	M3	1,150	90.00	103,500.00			1,150.00	103,500.00	1,150.00		1,150.00	1,150.00	103,500.00	100%
144	STRUCTURE BACKFILL (BRIDGE)	M3	490	125.00	61,250.00			490.00	61,250.00	490.00		490.00	490.00	61,250.00	100%
145	FURNISH STEEL PILING (HP 360 x 132) & CCC 21	M	2,977	165.00	491,205.00	41.25		2,977.25	491,246.25	2,977.25		2,977.25	2,977.25	491,246.25	100%
146	DRIVE STEEL PILE (HP 360 x132)	EA	196	1,525.00	298,900.00			196.00	298,900.00	196.00		196.00	196.00	298,900.00	100%
147	ITEM DELETED BY ADDENDUM				0.00										N/A
148	ITEM DELETED BY ADDENDUM				0.00										N/A
149	PRESTRESSING PRECAST GIRDER	LS	1	95,000.00	95,000.00			1.00	95,000.00	1.00		1.00	1.00	95,000.00	100%

150	STRUCTURAL CONCRETE, BRIDGE FOOTING	M3	220	425.00	93,500.00		220.00	93,500.00	220.00	220.00	93,500.00	100%
151	STRUCTURAL CONCRETE, BRIDGE	M3	1,710	870.00	1,487,700.00		1,710.00	1,487,700.00	1,710.00	1,710.00	1,487,700.00	100%
152	STRUCTURAL CONCRETE, APPROACH SLAB (TYPE N)	M3	210	650.00	136,500.00		210.00	136,500.00	210.00	210.00	136,500.00	100%
153	ARCHITECTURAL SURFACE (LAVA ROCK FACING)	M2	170	250.00	42,500.00		170.00	42,500.00	170.00	170.00	42,500.00	100%
154	FRACTURED FIN TEXTURE	M2	140	130.00	18,200.00		140.00	18,200.00	140.00	140.00	18,200.00	100%
155	FURNISH PRECAST PRESTRESSED CONCRETE BULB-TEE GIRDER (25 M-30 M)	EA	26	20,000.00	520,000.00		26.00	520,000.00	26.00	26.00	520,000.00	100%
156	FURNISH PRECAST PRESTRESSED CONCRETE BULB-TEE GIRDER (30 M-35 M)	EA	13	24,000.00	312,000.00		13.00	312,000.00	13.00	13.00	312,000.00	100%
157	ERECT PRECAST PRESTRESSED CONCRETE GIRDER	EA	39	2,200.00	85,800.00		39.00	85,800.00	39.00	39.00	85,800.00	100%
158	JOINT SEAL (TYPE B - MR 60 MM)	M	72	300.00	21,600.00		72.00	21,600.00	72.00	72.00	21,600.00	100%
159	BAR REINFORCING STEEL (BRIDGE)	KG	244,000	2.00	488,000.00		244,000.00	488,000.00	244,000.00	244,000.00	488,000.00	100%
160	SLOPE PAVING (CONCRETE)	M3	72	1,360.00	97,920.00		72.00	97,920.00	72.00	72.00	97,920.00	100%
161	BRIDGE DECK DRAINAGE SYSTEM & CCO 14	KG	470	22.50	10,575.00	-470.00		-10,575.00				N/A
162	TUBULAR HANDRAILING	M	10	240.00	2,400.00		10.00	2,400.00	10.00	10.00	2,400.00	100%
163	CONCRETE BARRIER (TYPE 28 MODIFIED)	M	110	690.00	75,900.00		110.00	75,900.00	110.00	110.00	75,900.00	100%
164	CONCRETE BARRIER (TYPE 736 MODIFIED) & CCO 21	M	110	420.00	46,200.00	-9.10		-3,822.00				100%
165	CHAIN LINK RAILING [MINI MESH]	M	91	1,250.00	113,750.00		91.00	113,750.00	91.00	91.00	113,750.00	100%
166	ADJUST ADJUST WATER VALVE COVER TO GRADE & CCO 21	EA	14	1,100.00	15,400.00	2.00		2,200.00				100%
CCO1	PARTNERING	AP	0	1.00	0.00	2,038.72		2,038.72				100%
CCO2	SAFETY, MISC. ELECTRICAL, TCE MODIFICATIONS & CCO 21	FA	0	1.00	0.00	52,285.63		52,285.63				100%
CCO2S1	SAFETY, MISC. ELECTRICAL, TCE MODIFICATIONS & CCO 21	FA	0	1.00	0.00	94,684.85		94,684.85				100%
CCO3 & 3S1	A- TRAFFIC CONTROL - FLAGGING & CCO 21	FA	0	1.00	0.00	28,301.67		28,301.67				100%
CCO3 & 3S1	B- TEMPORARY PAVEMENT DELINEATION (PAINT 2 COAT) & CCO 21	AP	0	1.29	0.00	28,331.89		36,548.14				100%
CCO 4	TAPERED GIRDER PLATES, SCE PADS AND RET. WALL	AP	0	1.00	0.00	34,061.00		34,061.00				100%
CCO 6	COLOR STAMPED CONCRETE AND TEMPORARY SIGNAL AT 1/4	AP	0	1.00	0.00	57,751.00		57,751.00				100%
CCO 8	CHAIN LINK MINI MESH COLOR CHANGE	AP	0	1.00	0.00	17,728.52		17,728.52				100%

Item No.	Item Description	Units	Quantity	Unit Price	Original Contract Amount	Change Authorized Quantity	Change Authorized Amount	Total Authorized Quantity	Total Authorized Amount	This Estimate Quantity	This Estimate Amount	Previous Quantity	Previous Amount	Total Estimate To Date Quantity	Total Estimate To Date Amount	% Auth.
CCO 9	LAMINATED SIGN PANELS (25.4 MM TYPE B)	AP	0	352.00	0.00	23.40	8,236.80	23.40	8,236.80			23.40	8,236.80	23.40	8,236.80	100%
CCO 9	WEEDS, UNFORESEEN CONCRETE, CURB RAMPS	FA	0	1.00	0.00	23,000.00	23,000.00	23,000.00	23,000.00			23,000.00	23,000.00	23,000.00	23,000.00	100%
CCO 9	LOUVERED BACKPLATES AND MAS SIGNAL HEADS	AP	0	1.00	0.00	7,358.40	7,358.40	7,358.40	7,358.40			7,358.40	7,358.40	7,358.40	7,358.40	100%
CCO 10	ASPHALT OIL INDEX FLUCTUATION (Feb 2011 thru Aug 2011)	AP	0	1.00	0.00	113,364.86	113,364.86	113,364.86	113,364.86			113,364.86	113,364.86	113,364.86	113,364.86	100%
CCO 10S1	ASPHALT OIL INDEX FLUCTUATION (Feb 2011 thru Aug 2011)	AP	0	1.00	0.00	22,522.30	22,522.30	22,522.30	22,522.30			22,522.30	22,522.30	22,522.30	22,522.30	100%
CCO 11	ADDED SCRIPT LETTER SIGNS (DHS) AND INCREASE SIZE	AP	0	1.00	0.00	105,040.00	105,040.00	105,040.00	105,040.00			105,040.00	105,040.00	105,040.00	105,040.00	100%
CCO 11S1	ADDED SCRIPT LETTER SIGNS (DHS) AND INCREASE SIZE	AP	0	1.00	0.00	7,434.75	7,434.75	7,434.75	7,434.75			7,434.75	7,434.75	7,434.75	7,434.75	100%
CCO 12	JOINTED PLAIN CONCRETE PAVEMENT REPAIR & CCO 21	FA	0	1.00	0.00	4,105.55	4,105.55	4,105.55	4,105.55			4,105.55	4,105.55	4,105.55	4,105.55	100%
CCO 12	TYPE B CONCRETE CHANNEL METAL PLATES	AP	0	1.00	0.00	10,894.00	10,894.00	10,894.00	10,894.00			10,894.00	10,894.00	10,894.00	10,894.00	100%
CCO 12	ITEM A9 CONCRETE BACKFILL ADJUSTMENT > 125%	AP	0	429.58	0.00	39.18	16,830.94	39.18	16,830.94			39.18	16,830.94	39.18	16,830.94	100%
CCO 12	ITEM 95 CONCRETE CHANNEL LINING CHANGE IN CHARACTER	AP	0	1.00	0.00	6,875.30	6,875.30	6,875.30	6,875.30			6,875.30	6,875.30	6,875.30	6,875.30	100%
CCO 13	CONSTRUCT CONCRETE BARRIER TYPE 60GE & CCO 21	FA	0	1.00	0.00	145,902.86	145,902.86	145,902.86	145,902.86			145,902.86	145,902.86	145,902.86	145,902.86	100%
CCO 14	BRIDGE MEDIAN ISLAND, SIP FORMS, STEEL PLATES	AP	0	1.00	0.00	32,054.00	32,054.00	32,054.00	32,054.00			32,054.00	32,054.00	32,054.00	32,054.00	100%
CCO 15	ASPHALT OIL INDEX FLUCTUATION (Sep 2011 thru Feb 2012)	ADJ	0	1.00	0.00	70,070.43	70,070.43	70,070.43	70,070.43			70,070.43	70,070.43	70,070.43	70,070.43	100%
CCO 16	ADDITIONAL SIGNS PER SAFETY COMMITTEE	AP	0	1.00	0.00	15,445.00	15,445.00	15,445.00	15,445.00			15,445.00	15,445.00	15,445.00	15,445.00	100%
CCO 16	RECONSTRUCT CURB PER SAFETY COMMITTEE & CCO 21	FA	0	1.00	0.00	17,125.54	17,125.54	17,125.54	17,125.54			17,125.54	17,125.54	17,125.54	17,125.54	100%
CCO 17	EASEMENT LANDSCAPE	AP	0	1.00	0.00	28,772.18	28,772.18	28,772.18	28,772.18			28,772.18	28,772.18	28,772.18	28,772.18	100%
CCO 17	EASEMENT LANDSCAPE ROCK & CCO 21	AP	0	185.00	0.00	82.30	15,225.50	82.30	15,225.50			82.30	15,225.50	82.30	15,225.50	100%
CCO 17	EASEMENT BLOCKWALL & CCO 21	FA	0	1.00	0.00	7,910.36	7,910.36	7,910.36	7,910.36			7,910.36	7,910.36	7,910.36	7,910.36	100%
CCO 17	DEDUCT FOR TEXTURED CONCRETE IN MEDIAN ISLANDS	AP	0	(13.70)	0.00	1,190.00	-16,303.00	1,190.00	-16,303.00			1,190.00	-16,303.00	1,190.00	-16,303.00	100%
CCO 17S1	ADDITIONAL EASEMENT WORK & CCO 21	FA	0	1.00	0.00	30,656.31	30,656.31	30,656.31	30,656.31			30,656.31	30,656.31	30,656.31	30,656.31	100%
CCO 18	COMPENSATION FOR HMA TYPE C PER QAVCC STANDARDS	AP	0	102,921.99	0.00	1.00	102,921.99	1.00	102,921.99			1.00	102,921.99	1.00	102,921.99	100%
CCO 19	CROWN FENCE DISPUTE (ADDITIONAL CHAIN LINK RAILING)	AP	0	1.00	0.00	139,469.32	139,469.32	139,469.32	139,469.32			139,469.32	139,469.32	139,469.32	139,469.32	100%
CCO 20	ADDITIONAL GRADING FOR DRAINAGE AT DS13	AP	0	1.00	0.00	9,500.00	9,500.00	9,500.00	9,500.00			9,500.00	9,500.00	9,500.00	9,500.00	100%

Contractor: Granite Construction Company Address: 38000 Monroe Street City, State, Zip: Indio, CA 92203		Estimate No. 26 Final Revised From: January 26, 2012 To: August 25, 2013	
Original Contract Amount	Change Authorized Quantity	This Estimate Quantity	Total Estimate To Date Quantity
16,526,137.00	1,435,113.02	0.00	17,961,250.02
Original Contract Amount	Change Authorized Amount	This Estimate Amount	Total Estimate To Date Amount
16,526,137.00	1,435,113.02	0.00	17,961,250.02
Total Authorized Quantity	Total Authorized Amount	Previous Quantity	% Auth.
8-23-10	17,961,250.02		

Made by: Itai Neuman
 Checked by: [Signature]
 OK Const. Supv. [Signature]

Working Days: 420
 Days Added: 0
 Subtotal: 420
 Days Used: 402
 % Time Elapsed: 95.71%

Start Date: 8-23-10
 End Date: 4-27-12
 % \$ Complete: 100.00%
 Original Contract: \$16,526,137.00
 Amended Contract: \$17,961,250.02

TOTAL VALUE OF WORK TO DATE: \$17,961,250.02
 LESS RETENTION: 0%
 TOTAL DUE TO DATE: \$17,961,250.02
 LESS PREVIOUSLY INVOICED: 17,961,250.02
 LESS LABOR NON COMPLIANCE: 0.00
 LESS 125% of \$4,142.29 STOP NOTICE: 0.00
 TOTAL DUE THIS PAYMENT: \$0.00

Received by Accounts Payable: _____
 By: _____

This Estimate Approved _____ Date: _____ for: _____
 Juan C. Perez, Director of Transportation and Land Management

Quantities on This Estimate Approved _____ Date: _____
 Granite Construction Company

PAYMENT APPROVAL

Fund 20000
 Dept ID 31305
 Account 527980
 Project Z A8-0372E
 Activity ID 23500
 Resource Type CNT
 Signature [Signature]
 Date 9/18/13