

**SUBMITTAL TO THE BOARD OF SUPERVISORS
COUNTY OF RIVERSIDE, STATE OF CALIFORNIA**

637A



FROM: TLMA – Transportation Department

SUBMITTAL DATE:
March 6, 2014

SUBJECT: Notice of Completion and Contract Change Order No. 6 Revised (2) between the County of Riverside and Griffith Company for the Replacement of Van Buren Boulevard Bridge over Santa Ana River, Riverside Area. 2nd/2nd District. [\$27,240,970]; Federal Funds 67.9%, State Funds 0.6%, Local Funds 31.5%

RECOMMENDED MOTION: That the Board of Supervisors:

1. Execute and file the attached "Notice of Completion;" and
2. Retract the original Contract Change Order No. 6 (Item 3-16 of 11/22/11); and
3. Execute and authorize the Transportation Department to issue Contract Change Order No. 6 Revised (2) with Griffith Company.

Departmental Concurrence

Patricia Romo
Assistant Director of Transportation

Patricia Romo

Juan C. Perez
Director of Transportation and Land Management

FINANCIAL DATA	Current Fiscal Year:	Next Fiscal Year:	Total Cost:	Ongoing Cost:	POLICY/CONSENT (Per Exec. Office)
COST	\$ 0.00	\$ 0.00	\$ 27,240,970	\$ 0.00	Consent <input type="checkbox"/> Policy <input checked="" type="checkbox"/>
NET COUNTY COST	\$ 0.00	\$ 0.00	\$ 0.00	\$ 0.00	
SOURCE OF FUNDS: Seismic Safety Retrofit [Federal] (67.9%), Proposition 111 [Gas Tax] (0.5%), Proposition 1B - Seismic Bridge Funds (8.0%), Seismic Safety Retrofit [State] (0.6%), Measure A/Western (6.6%), TUMF Regional System [RCTC] (12.2%), Jurupa Community Services District (4.2%). There are no General Funds used in this project.				Budget Adjustment: No	
				For Fiscal Year: 2013-2014	

C.E.O. RECOMMENDATION:

APPROVE

BY: *Tina Grande*

Tina Grande

County Executive Office Signature

MINUTES OF THE BOARD OF SUPERVISORS

On motion of Supervisor Benoit, seconded by Supervisor Ashley and duly carried, IT WAS ORDERED that the above matter is approved as recommended.

Ayes: Jeffries, Stone, Benoit and Ashley
Nays: None
Absent: Tavaglione
Date: March 25, 2014
xc: Transp., Recorder

Kecia Harper-Ihem
Clerk of the Board
By: *[Signature]*
Deputy

- Positions Added
- Change Order
- A-30
- 4/5 Vote

Prev. Agn. Ref.: 5/19/09, Item 3-38; 11/22/11, Item 3-16; 1/31/12, Item 3-23; 7/3/12, Item 3-36; 7/17/12, Item 3-51

District: 2/2

Agenda Number:

3-22

SUBMITTAL TO THE BOARD OF SUPERVISORS, COUNTY OF RIVERSIDE, STATE OF CALIFORNIA

FORM 11: Notice of Completion and Contract Change Order No. 6 Revised (2) - between the County of Riverside and Griffith Company for the replacement of Van Buren Boulevard Bridge over Santa Ana River, Riverside Area. 2nd/2nd District. [\$27,240,970]; Federal Funds 67.9%, Local Funds 32.1%

DATE: March 6, 2014

PAGE: 2 of 4

BACKGROUND:

Summary

On May 19, 2009 (Agenda Item 3-38), the Board of Supervisors (Board) entered into an agreement with Griffith Company of Santa Ana, CA for the bridge replacement and the approach roadway improvements on Van Buren Boulevard at the Santa Ana River.

The originally authorized amount of the contract was \$22,875,873. The total amended contract is \$27,240,970, which is 19.6% more than the originally authorized amount. The increase in the original contract price was the result of 37 contract change orders and bid quantity adjustments. Contract Change Order No. 6 Revised (2) is discussed in detail below and the previously executed change orders are more fully discussed in the attached Change Order Report.

This work was completed at the direction of the Transportation Department on September 20, 2013, Work Order B0-0801.

On November 22, 2011, the Board executed Contract Change Order No. 6 in the amount of \$237,366.61 in response to claims submitted by the contractor regarding the installation of the Cast-in-Drilled-Hole pile shafts for Phase 1 of the project. The amount was disputed by the contractor and the change order was not accepted or signed by the contractor since there was still an additional phase of the project to construct that the contractor was concerned about. After the completion of Phase 2 of the project, the County of Riverside (County) and the contractor each performed extensive evaluations of the conditions that led up to the claim, what it took to perform the work, and what the plans indicated. As a result of those evaluations and subsequent negotiation with the contractor, Contract Change Order No. 6 Revised (2) is being presented for approval.

This Contract Change Order 6 Revised (2) substitutes and deletes the original Contract Change Order No. 6. The change order became necessary because the pay lengths of the Cast In-Place Drilled Hole (CIDH) piles, as determined by the exploratory boring at each shaft location, needed to be adjusted to the actual elevations and conditions of the bedrock as encountered when the full diameter pile shafts were drilled. The uneven surface of the weathered bedrock below the sandy river bottom encountered during the drilling for the CIDHs required additional depth and effort in order to seat the steel pile casing into the bedrock and create a seal around the shaft to prevent water entry and dirt cave-ins during the concrete placement and to obtain a solid foundation for the bridge. The partial interface between the drilling rig bit and the bedrock caused additional hardships for the contractor, resulting in slower drilling, binding of the rig, and drifting of the shaft due to the sloped interface between the river alluvium and the bedrock surface. Additionally, many of the exploratory borings (8" diameter, 4" core) performed at the design phase, pre-construction, indicated the top of bedrock at a much higher elevation than was encountered with the full diameter drilling (102") by the contractor when construction commenced, some due to a fractured area of the bedrock surface and/or large boulders thought to be bedrock from the exploratory boring analysis. The average additional drilling into the bedrock from first contact to seating was 4.5 feet, and two shafts exceeded ten feet.

The contractor had filed an Initial Notice of Potential Claim for an amount in excess of \$1,100,000 prior to the issuance of the original Contract Change Order No. 6 for the first half of the bridge construction. After completion of the second half of the bridge, the claim was amended to be in excess of \$2,500,000 for the pile subcontractor, plus an unspecified amount for the prime contractor for time-related overhead and other issues related to the construction of the Cast-in-Drilled-Hole piles for both phases of the bridge construction.

SUBMITTAL TO THE BOARD OF SUPERVISORS, COUNTY OF RIVERSIDE, STATE OF CALIFORNIA

FORM 11: Notice of Completion and Contract Change Order No. 6 Revised (2) - between the County of Riverside and Griffith Company for the replacement of Van Buren Boulevard Bridge over Santa Ana River, Riverside Area. 2nd/2nd District. [\$27,240,970]; Federal Funds 67.9%, Local Funds 32.1%

DATE: March 6, 2014

PAGE: 3 of 4

During the construction of the second half of the bridge, the Transportation Department engaged the services of a qualified geotechnical engineer to monitor the drilling and evaluate the contractor's work and efforts to obtain a pile shaft suitable to support the new structures. After extensive negotiations with the contractor and evaluations of the conditions surrounding the installation of the CIDH piles by both County engineers and our consultants, the County reached a settlement of \$1,984,500 for the work required to place the CIDH piles for the Van Buren Bridges. The change order amount of \$1,215,363.10 reflects the reduction in the line item for the portion of the pile shafts that were compensated under the "force account" basis within this claim, the amount previously paid by Contract Change Order 6 approved on November 22, 2011, and for a contract extension of 69 days for the time impact incurred during drilling the pile shafts. The prime contractor agreed to be compensated for time-related overhead costs (TRO) for only 50 of the 69 days at an amount of \$4,000 per day as part of the settlement of this issue. The \$4,000 per day TRO amount for this project had been previously determined as reasonable and supported by the contractor's documentation for other work that caused delays on this project. This contract change order provides compensation to the contractor for all the disputed work associated with the construction of CIDHs, decreasing the quantity of the CIDH piling line item to reflect the actual quantity installed at contract item price, deleting Contract Change Order 6, and additional compensation for substantial delays incurred during construction of CIDHs.

Other significant change orders that have been previously approved for this project include:

- The construction of improvements between the northern terminus of the Van Buren Bridge and Clay Street in order to provide the ultimate road section fronting the newly built animal shelter (\$421,842)
- The modification of the storm drain system between Clay Street and the Van Buren bridges to accommodate the future Clay Street Grade Separation Project. Constructing the improvements as part of this project will minimize future inconvenience to the public along Van Buren Boulevard (\$232,403).
- The extension of a Jurupa Community Services District (JCSD) sewer force main to avoid future disturbance of roadway (\$472,729, funded entirely by JCSD).
- The discovery of the original Van Buren Bridge concrete deck buried in the river bottom. This required a modification to the falsework design (\$480,000).

Other contract change orders are described in the attached Change Order Report.

Impact on Residents and Businesses

The improvements to the Van Buren Bridge crossing over the Santa Ana River has improved daily operation for current and future traffic volumes, facilitated the movement of heavy commuter traffic through the region and provided a more reliable wet weather crossing of the river. The improvements consisted of removing and replacing the existing northbound and southbound bridges to accommodate increased river flows and a total of two lanes of traffic in each direction, sidewalks, and safety lighting on the bridge and north side of the river. The City of Riverside intends to follow with another project to provide pedestrian access on the south side of the river and tie into their existing improvements at Jurupa Road.

SUBMITTAL TO THE BOARD OF SUPERVISORS, COUNTY OF RIVERSIDE, STATE OF CALIFORNIA
FORM 11: Notice of Completion and Contract Change Order No. 6 Revised (2) - between the County of Riverside and Griffith Company for the replacement of Van Buren Boulevard Bridge over Santa Ana River, Riverside Area. 2nd/2nd District. [\$27,240,970]; Federal Funds 67.9%, Local Funds 32.1%

DATE: March 6, 2014

PAGE: 4 of 4

SUPPLEMENTAL:

Additional Fiscal Information

Budget

Original Contract Amount		\$22,875,573.70
Total Change Orders Authorized	19.6%	\$4,476,230.33
Estimated Pending Change Orders	0.0%	\$0.00
Amended Contract Amount		\$27,351,804.03
* Quantity Adjustments	-0.5%	(\$110,834.07)
+ CCO FA Adjustments	0.0%	\$0.00
Total Amended Contract Amount	119.1%	\$27,240,969.96

Expenditures

Total Progress Payments	\$27,240,969.96
Estimated Pending Payments	\$0.00
Total Expenditures	\$27,240,969.96

(Over)/Under Contract Amount \$0.00

+ Change orders using the Force Account method of payment issued prior to the work being completed generally do not use the total authorized amount.

* CAL-Trans Standard Specifications 4-1.03B. Increases or decreases in the quantity of a contract item of work will be determined by comparing the total pay quantity of such item of work with the Engineer's Estimate. If the total pay quantity of any item of work required under the contract varies from the Engineer's Estimate by 25% or less, payment will be made for the quantity of work of said item performed at the contract unit price, unless eligible for adjustment pursuant to Section 4-1.03C, "Changes in Character of Work."

The construction of Van Buren Boulevard Bridge over the Santa Ana River was funded with \$18,496,619 Seismic Safety Retrofit funds; \$136,205 Proposition 111 funds; \$2,179,278 Proposition 1B funds; \$163,446 Seismic Safety Retrofit funds; \$1,797,904 Measure A/Western funds; \$3,323,398 TUMF Regional System funds; \$1,144,121 funds Jurupa Community Services District funds.

Contract History and Price Reasonableness

N/A

ATTACHMENTS:

- A. Notice of Completion
- B. Contract Change Order No. 6 Revised (2)
- C. Change Order Report

PLEASE COMPLETE THIS INFORMATION
RECORDING REQUESTED BY:

**KECIA HARPER-IHEM, CLERK OF THE BOARD
RIVERSIDE CO. CLERK OF THE BOARD
4080 LEMON STREET, 1ST FLOOR CAC
P O BOX 1147 - RIVERSIDE, CA 92502**

MAIL STOP # 1010

AND WHEN RECORDED MAIL TO:

**RETURN TO: STOP #1010
RIVERSIDE COUNTY CLERK OF THE BOARD
P. O. BOX 1147 - RIVERSIDE, CA 92502**

DOC # 2014-0112016

03/27/2014 09:56A Fee:NC

Page 1 of 2

Recorded in Official Records

County of Riverside

Larry W. Ward

Assessor, County Clerk & Recorder



S	R	U	PAGE	SIZE	DA	MISC	LONG	RFD	COPY
			2						
M	A	L	465	426	PCOR	NCOR	SMF	NCHG	EXAM
NCHGCC						T:	CTY	UNI	504

NOTICE OF COMPLETION

To be recorded with County Recorder
within 10 days after completion.
No recording fee.

C
524

Notice is hereby given by the undersigned owner, a public entity of the State of California, that a public work of improvement has been completed, as follows:

Project title or description of work: Van Buren Bridge Project

Date of Completion: Date of this notice 3/25/14

Nature of owner: County of Riverside, public entity

Interest or estate of owner: Public Roadway

Address of owner: 4080 Lemon Street, 8th Floor, Riverside, CA 92501

Name of contractor: Griffith Company

Street or legal description of site: Van Buren Bridge over the Santa Ana River

Dated: March 25, 2014

Owner: County of Riverside
(Name of Public Entity)

By: Jeff Stone
Chairman, Board of Supervisors
Jeff Stone

STATE OF CALIFORNIA)

COUNTY OF RIVERSIDE)

I am the Chairman of the governing board of the County of Riverside, the public entity which executed the foregoing notice and on whose behalf I make this verification; I have read this notice, know its contents, and the same is true. I certify under penalty of perjury that the foregoing is true and correct.

Executed at Riverside, California on 3/25/14 (Date)

Jeff Stone, Chairman of the Board of Supervisors
Jeff Stone

ATTEST:
KECIA HARPER-IHEM, Clerk
By Kalibattan
DEPUTY

03.25.14 3-22

2014-4-122143



LARRY W. WARD
COUNTY OF RIVERSIDE
ASSESSOR-COUNTY CLERK-RECORDER

Recorder
P.O. Box 751
Riverside, CA 92502-0751
(951) 486-7000

<http://riverside.asrcclrec.com>

CERTIFICATION

Pursuant to the provisions of Government Code 27361.7, I certify under the penalty of perjury that the following is a true copy of illegible wording found in the attached document:

(Print or type the page number(s) and wording below):

CLARIFICATION OF THE SEAL for the Riverside County Board of Supervisors
(embossed on document)



Date:

3-25-14

Signature:

Karen Barton

Print Name:

Karen Barton, Board Assistant, Riverside County Clerk of the Board



LETTER OF TRANSMITTAL

**Local Agency: County of Riverside
Transportation Department**

**DATE: February 20, 2014
File: Van Buren Bridge Project
W.O. No.: B0-0801
C.C.O.: 6 Revised (2)**

TO: Juan C. Perez

From: Hugh Smith

\$1,215,363.10 (5.31% of the original contract amount of \$22,875,573.00)

This CCO 6 Revised (2) became necessary because the lengths of the Cast In-place Drilled Hole (CIDH) piles as determined by the exploratory borings needed to be adjusted to the actual elevations of the bedrock as found when the full diameter borings were drilled. The uneven surfacing of the weathered bedrock encountered during the drilling for the CIDHs required additional depth in order to seat the steel casing and create a seal around the shaft to prevent water entry, dirt cave-ins and to reach solid bedrock elevations. Additionally, the exploratory borings indicated the top of bedrock at higher elevations than what was encountered at the time of full diameter drilling (102") because of bedrock weathered surfacing and/or large boulders (thought to be bedrock by the exploratory borings) relative to the precise elevations of solid bedrock.

The contractor had filed a Notice of Potential Claim in excess of two million five hundred thousand dollars (\$2,500,000.00) for the pile subcontractor plus an unspecified amount for the prime contractor for issues related to the construction of the cast-in-drilled-hole piles. At the time that the original Change Order 6 was issued, only the southbound bridge had been constructed and their initial notice of potential claim was for an amount in excess of one million one hundred thousand dollars (\$1,100,000) for that portion of the project. A resolution with the Contractor for the initial notice of potential claim was still pending, and contract change order 6 was issued to compensate the contractor for work determined by the field staff to be warranted by the extra work reports. The contractor did not agree at the time on the amount of compensation and refused to sign the change order. The change order was executed unilaterally in order to provide compensation that was deemed appropriate at the time.

This Contract Change Order reflects a settlement of the all outstanding issues related to the CIDH pile construction and is to compensate the contractor for all the work associated with the construction of CIDH piling, decreasing quantity of CIDH piling to reflect the actual quantity installed at contract item price, deleting Contract Change Order 6, and additional compensation for delay costs incurred during construction of CIDHs.

File: Van Buren Bridge Project
W.O. No.: B0-0801
C.C.O.: 6 Revised (2)

Page 2

The amount of this Change Order is \$1,215,363.10 and the accumulation of all Contract Change Orders thus far, including this one, is \$4,476,230.33.

Previous Contract Change Order Amounts Approved:
 See C.C.O. History \$3,260,867.23
 (attached)

This Contract Change Order was discussed with Mr. Tayfun Saglam and he gave his concurrence to this change.

Adjustment of Time: 69 Days

ESTIMATE OF COST	
Items	(\$731,770.00)
Force Account	
Agreed Price	\$ 2,184,500.00
Adjustment	(\$237,366.90)
	\$1,215,363.10
TOTAL	\$1,215,363.10



Hugh Smith
Engineering Division Manager

C. C. O. Category

Agency Mandated	
Anticipated Force Account	
Change in Field Conditions	√
Design Omission	
ROW Obligations	
Upgrades / Benefits	
Utilities	



COUNTY OF RIVERSIDE
TRANSPORTATION DEPARTMENT

SHEET 1 OF 2 SHEETS

Contract Change Order No. 6 – REVISED (2)

CONTRACT: Van Buren Bridge Project

WORK ORDER NO. B0-0801

TO: Griffith Company CONTRACTOR: YOU ARE HEREBY DIRECTED TO MAKE THE HEREIN DESCRIBED CHANGES FROM THE PLANS AND SPECIFICATIONS OR DO THE FOLLOWING DESCRIBED WORK NOT INCLUDED IN THE PLANS AND SPECIFICATIONS ON THIS CONTRACT.

Description of work to be done, estimate of quantities and prices to be paid. Segregated between additional work at contract price, agreed price and force account. Unless otherwise stated, rates for rental of equipment cover only such time as equipment is actually used and no allowance will be made for idle time.

Estimate of Extra Work at Agreed Price:

As directed by the Engineer and in accordance with the applicable sections of the Special Provisions compensate the Contractor for supplementary drilling and other associated incidentals for the Cast-in-Place Drilled Hole (CIDH) piles of both the Southbound and Northbound Van Buren Bridges. The lengths of the CIDH piles were adjusted to the actual elevations of the bedrock vs. the elevations specified in the exploratory borings and additional depth was required to seat the steel casing to create a seal and prevent the shaft from cave-ins. The extra work was also due to existing irregular bedrock formation exceeding 10:1 gradient to seat steel casing during the CIDH pile construction.

Estimate of Extra Work at Agreed Price

\$1,984,500.00

Estimate of Decreases of Contract Items at Contract Prices:

As directed by the Engineer and in accordance with the applicable sections of the Special Provisions adjust decrease Item No. 89 - 102" Cast in Drilled Hole Concrete Piling and Item No. 89A - 84" Cast in Drilled Hole Concrete Piling (Rock Socket) as follows:

Item No. 89 – 102" Cast in Drilled Hole Concrete Piling:

-135.8 LF (-14.52%) @ \$1,900.00 / LF = **(\$258,020.00)**

Item No. 89A – 84" Cast in Drilled Hole Concrete Piling (Rock Socket):

-189.5 LF (-36.44%) @ \$2,500.00 / LF = **(\$473,750.00)**

There will be no adjustment in the Contract Unit Prices for the above items due to decreases in quantity in excess of 25% of the Engineer's Estimate by reason of this Change Order.



COUNTY OF RIVERSIDE
TRANSPORTATION DEPARTMENT

SHEET 2 OF 2 SHEETS

Contract Change Order No. 6 - REVISED (2)

CONTRACT: Van Buren Bridge Project WORK ORDER NO. B0-0801

TO: Griffith Company CONTRACTOR: YOU ARE HEREBY DIRECTED TO MAKE THE HEREIN DESCRIBED CHANGES FROM THE PLANS AND SPECIFICATIONS OR DO THE FOLLOWING DESCRIBED WORK NOT INCLUDED IN THE PLANS AND SPECIFICATIONS ON THIS CONTRACT.

Description of work to be done, estimate of quantities and prices to be paid. Segregated between additional work at contract price, agreed price and force account. Unless otherwise stated, rates for rental of equipment cover only such time as equipment is actually used and no allowance will be made for idle time.

Delete Contract Change Order No. 6 - REVISED

As directed by the Engineer and in accordance with the applicable sections of the Special Provisions delete CCO No. 6 - REVISED which was issued to the Contractor for partial compensation of the Notice of Potential Claim for CIDH piles construction of the southbound Van Buren Bridge.

The arrangement to compensate the Contractor at agreed price in the first part of this CCO No. 6 - REVISED (2) include the payment for all extra work incurred for the Southbound Bridge CIDH construction.

Delete CCO No. 6 (Revised): (-100%) @ \$237,366.90 / FA = (\$237,366.90)

Adjustment in Compensation and Contract Time for CIDH Pile Delays:

As directed by the Engineer and in accordance with the applicable sections of the Special Provisions; compensate the Contractor for Time Related Overhead (TRO) expenses for delays incurred from July 20, 2011 to December 19, 2011 due to the extra work caused by irregular bedrock exceeding 10:1 gradient to seat steel casing during the CIDH piles construction.

The TRO amount shown below has been verified by force account analysis of the Contractor's daily overhead. The Contractor will accept the following compensation for 50 working days at the TRO amount of \$4,000.00 per day and a contract time extension of 69 working days for expenses related to all delay issues that were incurred for the period beginning July 20, 2011 through December 19, 2011.

Time Related Overhead (TRO): 50 Days @ \$4,000.00 / Day = \$200,000.00

Estimated Cost: Decrease \$ Increase \$ 1,215,363.10

WE, the undersigned contractor, have given careful consideration to the change proposed and hereby agree that we will provide all equipment, furnish all materials, except as may otherwise be noted above, and perform all services necessary for the work above specified, and will accept as full payment therefor the prices shown above.

By reason of this proposed change 69 days adjustment of time will be allowed. Accepted [Signature] 1/7/14 Griffith Company Date

[Signature] 12/18/13 Approval Recommended Date

[Signature] 3-6-14 Approval Recommended Date Juan C. Perez, Director of Transportation and Land Management

NOTE: This change order is not effective until approved by County. If the Contractor does not sign acceptance of this order, his attention is directed to the requirements of the specifications as to proceeding with the ordered work and filing a written protest with the time therein specified.

[Signature] 3/25/14 Approved Date Chairman, Riverside County Board of Supervisors JEFF STONE

KECIA HARPER-IHEM Clerk By [Signature] DEPUTY

Van Buren Bridge and Street Improvements

Contract CCO History

Contract No. 09-04-011
 Work Order No. B0-0801
 Contract Amount \$22,875,573.70

Single Maximum CCO \$150,000.00
 Maximum CCO's \$2,287,557.37

Tip Budget \$40,627,000.00

CCO Category Legend	
AFA	Anticipated Force Account
CFC	Changed Field Condition
CME	Contract Management Error
DO	Design Omission
OAM	Outside Agency Mandate
RWO	Right-of-Way Obligation
SE	Survey Error
UB	Upgrade/Betterment
UI	Utility Interference

\$3,431,336.06 (increased from 10% to 15% per Board Date 7/3/12, Agn. 3.36)

CCO No.	Amount This CCO	Authority	Cumulative CCO's	% Original Authorized	Cumulative CCO %	CCO Category	Classification
1	\$50,000.00	Director	\$50,000.00	0.22%	0.22%	CFC	Unavoidable
2	\$49,957.00	Director	\$99,957.00	0.22%	0.44%	CFC	Unavoidable
3	\$35,000.00	Director	\$134,957.00	0.15%	0.59%	AFA	Unavoidable
3S1	\$40,000.00	Director	\$174,957.00	0.17%	0.76%	AFA	Unavoidable
5	\$50,590.94	Director	\$225,547.94	0.22%	0.99%	CFC	Unavoidable
4	\$57,633.61	Director	\$283,181.55	0.25%	1.24%	DO	Avoidable
6	\$237,366.90	Board	\$520,548.45	1.04%	2.28%	CFC	Unavoidable
7	\$86,856.00	Director	\$607,404.45	0.38%	2.66%	DO	Avoidable
10	\$176,270.49	Board	\$783,674.94	0.77%	3.43%	UB	Avoidable
11	\$5,812.97	Director	\$789,487.91	0.03%	3.45%	OAM	Extra/Others
9	\$51,095.54	Director	\$840,583.45	0.22%	3.67%	OAM	Extra/Others
13	\$55,217.24	Director	\$895,800.69	0.24%	3.92%	CFC	Unavoidable
8	\$401,782.09	Board	\$1,297,582.78	1.76%	5.67%	OAM	Extra/Others
12	\$431,785.54	Board	\$1,729,368.32	1.89%	7.56%	OAM	Extra/Others
14	\$200,000.00	Board	\$1,929,368.32	0.87%	8.43%	CFC	Unavoidable
15	\$480,000.00	Board	\$2,409,368.32	2.10%	10.53%	CFC	Unavoidable
10S1	\$34,500.00	Director	\$2,443,868.32	0.15%	10.68%	UB	Extra/Others
8S1	\$12,870.00	Director	\$2,456,738.32	0.06%	10.74%	RWO	Extra/Others
5S1	\$3,900.00	Director	\$2,460,638.32	0.02%	10.76%	CFC	Unavoidable
1S1	\$62,000.00	Director	\$2,522,638.32	0.27%	11.03%	OAM	Extra/Others
16	\$113,855.00	Director	\$2,636,493.32	0.50%	11.53%	CFC	Unavoidable
17	\$94,050.52	Director	\$2,730,543.84	0.41%	11.94%	DO	Avoidable
12S1	\$23,743.40	Director	\$2,754,287.24	0.10%	12.04%	OAM	Extra/Others
10S2	\$9,746.26	Director	\$2,764,033.50	0.04%	12.08%	UB	Extra/Others
11S1	\$5,702.07	Director	\$2,769,735.57	0.02%	12.11%	OAM	Unavoidable
12S2	\$7,023.71	Director	\$2,776,759.28	0.03%	12.14%	CFC	Unavoidable
10S3	\$11,885.99	Director	\$2,788,645.27	0.05%	12.19%	CFC	Unavoidable
8S2	\$2,992.26	Director	\$2,791,637.53	0.01%	12.20%	CFC	Unavoidable
9S1	\$99,162.86	Director	\$2,890,800.39	0.43%	12.64%	OAM	Unavoidable
16S1	\$11,895.00	Director	\$2,902,695.39	0.05%	12.69%	CFC	Unavoidable
8S3	\$4,197.34	Director	\$2,906,892.73	0.02%	12.71%	DO	Avoidable
18	\$147,738.90	Director	\$3,054,631.63	0.65%	13.35%	OAM	Unavoidable
18S1	\$11,046.00	Director	\$3,065,677.63	0.05%	13.40%	OAM	Unavoidable
19	\$124,319.42	Director	\$3,189,997.05	0.54%	13.94%	DO	Avoidable
20	\$60,694.16	Director	\$3,250,691.21	0.27%	14.21%	CFC	Unavoidable
12S3	\$10,176.02	Director	\$3,260,867.23	0.04%	14.25%	CFC	Unavoidable
6 Rev 2	\$1,215,363.10	Board	\$4,476,230.33	5.31%	19.57%	CFC	Unavoidable
	<u>\$4,476,230.33</u>			<u>19.57%</u>			

New Authorized Contract Total \$27,351,804.03
 Total CCO Dollars To Date \$4,476,230.33
 Total % Increased by CCO's 19.57%

Attachment C
CHANGE ORDER REPORT
(Van Buren Bridge Improvements Project)

Change Order #	Contract Amount	Percent	Description
	Original Contract Amount \$ 22,875,573.70		
1, 1S1	\$112,000.00	.49%	Compensation to the contractor for a required Asbestos survey, relocate existing gate and fence at the City of Riverside (City) Sewer Treatment Facility, revisions to the Van Buren Bridge electrical system to conform with recent State of California and City Standard Specifications, and modifications to the bridge concrete barrier rail for the installation of the rain cross light poles
2	\$49,957.00	.22%	Installation of one (1) additional metal beam guard rail (MBGR) crash absorption assembly, replacement of several substandard MBGRs at many locations throughout the project site (which were damaged between the time the project went out to bid and the issuance of the Notice to Proceed), and the installation of one additional concrete K-rail crash cushion assembly for public safety
3, 3S1	\$75,000.00	.33%	Compensation to the contractor to furnish, install, and maintain bird protection measures to prevent migratory mud swallows from nesting beneath the existing bridge, which would suspend construction operations
4	\$57,633.61	.25%	Required bridge design modifications to the girder flares and transverse soffit were required. These changes required field changes and increased the amount of steel and concrete required to construct these critical bridge elements.
5, 5S1	\$54,490.94	.24%	Furnishing and placement of additional reinforcing steel for five (5) Cast in Drilled Hole (CIDH) concrete piles for the bridge foundation system caused by the revision in the depth of the piles. As indicated on the approved plans, made by a varying depth of competent bed rock.
6, 6 Rev 2	\$1,452,730.00	6.35%	Lengths of the (CIDH) piles, as determined by the exploratory borings, needed to be adjusted to the actual elevations of the bedrock as found when the full diameter borings were drilled.
7	\$86,856.00	.38%	Americans with Disabilities Act (ADA) compliance for pedestrian walkways for both the northbound and southbound bridges
8, 8S1, 8S2, 8S3	\$421,841.69	1.85%	Construction of the ultimate improvements north of Van Buren Boulevard bridges to Clay Street in accordance with the City/County of Riverside Animal Shelter plans

Attachment C
CHANGE ORDER REPORT
(Van Buren Bridge Improvements Project)

9, 9S1	\$150,258.40	.66%	Revisions and changes were made to the landscape irrigation and planting plan sheets 71 through 79 and adding of sheets 74A and 79A. These changes were recommended by Riverside County's landscape district and the City to be consistent with adjacent landscaping recently planted in the vicinity of the Project.
10, 10S1, 10S2, 10S3	\$232,402.74	1.01%	Construction of the modified drainage system to accommodate the anticipated increased storm drainage from the future Clay Street Grade Separation Project. Constructing these improvements during this project will eliminate the removal and repair of the new AC pavement installed on this project, minimizing future inconvenience to the traveling public, and reduce the cost of the Clay Street Project.
11, 11S1	\$11,515.04	.05%	Temporary power for the street lights on the new southbound bridge and the installation of two additional street lights southerly of the bridge for public safety; replacement of several 16 each #5 pull boxes with 16 each #3 1/2-ton traffic-rated pull boxes; credit for the deletion of 12 each street lights as requested by City, (since the 12 street lights will be installed on a future City project); temporary power for the street lights on the new northbound bridge, including the replacement of damaged temporary power due to vandalism
12, 12S1, 12S2, 12S3	\$472,728.67	2.06%	The extension of a sewer force main at the request of the Jurupa Community Services District (JCSD) to avoid future disruption of the roadway. This change order was funded entirely by JCSD.
13	\$55,217.24	.24%	Construction of concrete pads in lieu of driving piles for erecting the falsework for Van Buren Boulevard southbound bridge. This additional work included the redesign of the bridge falsework plans. This change was caused by the differing bedrock elevations at this location.
14	\$200,000.00	.87%	Time-Related Overhead (TRO) and time extension for delay in project completion caused by the redesign to VBS Abutment No. 7 and extra work occurring during installation of CIDH piling
15	\$480,000.00	2.10%	Compensation to the contractor for the additional costs to modify the northbound bridge falsework during construction due to encountering the original concrete bridge superstructure buried in the river bottom below the proposed bridge
16, 16S1	\$125,750.00	.55%	Additional insurance costs associated with delays in the construction schedule

Attachment C
CHANGE ORDER REPORT
(Van Buren Bridge Improvements Project)

17	\$94,050.52	.41%	Extension of the temporary storm drain system, removal of two (2) drop inlets and one (1) drainage structure not indicated on the plans, reconstruction of concrete approach slab for the northbound bridge, construction of two (2) catch basins in lieu of two (2) drop inlets, bid quantity item adjustment to remove concrete, the providing of a qualified SWPPP Practitioner (QSP) for the project as required by the new General Construction Permit, removal of asbestos containing material and lead containing paint from the existing bridge per the environmental report
18, 18S1	\$158,784.90	.70%	Compliance with the permit requirements of the California Regional Water Quality Control Board, the Army Corps of Engineers, the Department of Fish and Game, and the Department of Fish and Wildlife to re-vegetate the Santa Ana River bottom within construction area limits
19	\$124,319.42	.54%	Alteration of the top Retaining Wall No. 84, installation of an overside drain, removal and disposal of unforeseen partial concrete encasement of an existing storm drain system, construction of widened dirt embankment for transformer vault installation, the clearing of mud and debris on the bike trail and repairing of the eroded slope, furnish and installation of trash baskets at storm drain outlets at various locations, construction of graded dirt pedestrian walkway, increase/decrease of contract items, adjustment of electrical vault to finish pavement grade, concrete barrier form adjustments; and furnish and installation of "Sidewalk Closed" sign
20	\$60,694.16	.27%	Transportation of City supplied Raincross Street Lights from the City yard to the project site, furnish and install signal advance detection loops and conduit, fill electrical pull boxes with concrete to deter vandalism, replace conduit, place rock boulders, remove and dispose of damaged City of Riverside Monument sign and colored stamped concrete, install dowels, install flexible object markers, remove and replace portion of damaged PCC overside median drain, install weep hole drainage system, backfill/grade spoil piles, install irrigation sleeve under bike trail, furnish and install double swing pipe gate at end of driveway
Quantity Adjustments	(\$110,834.07)	(0.5%)	
Change Order Total and New Contract Total	\$ 27,240,969.96	19.57%	

Attachment A

Notice of Completion

PROJECT: Van Buren Bridge Street and Bridge Improvements
County Project No.: BR-0801, BRLSZD - 6956 (124)
Contract No.: 09-04-011

Contractor: Griffith Company
Address: 12200 Bloomfield Avenue
City, State, Zip: Santa Fe Springs, CA 90670-0150

Estimate No.: 53 Final
From: January 26, 2014
To: February 25, 2014

Item No.	Item Description	Units	Quantity	Unit Price	Original Contract		Change Authorized		Total Authorized		This Estimate		Previous		Total Estimate To Date		% Auth.
					Amount	Quantity	Amount	Quantity	Amount	Quantity	Amount	Quantity	Amount	Quantity	Amount	Quantity	
					22,875,573.70		4,476,230.33		27,351,804.03		1,227,849.12					27,240,969.96	
PROJECT TOTAL																	

Made by: Gabriel Munoz
 Checked by: *[Signature]* 2-14-14
 OK Const. Supv. *[Signature]* 2/10/14

Working Days:
 Days Added: 650
 Subtotal: 295
 Days Used: 945
 % Time Elapsed: 100%

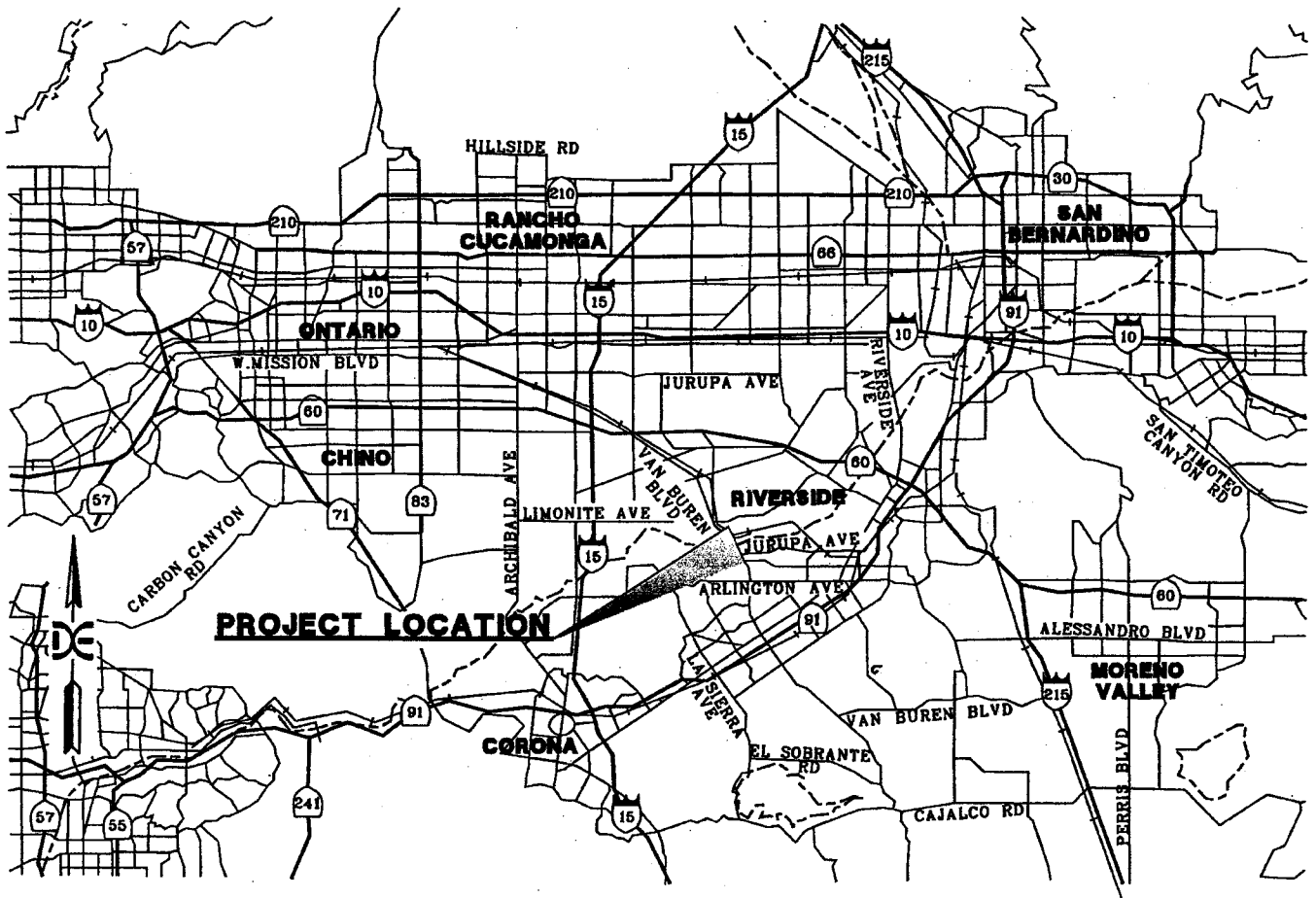
Start Date: 9-18-09
 End Date: 9-20-13
 % \$ Complete: 100%
 Original Contract: \$22,875,573.70
 Amended Contract: \$27,351,804.03

TOTAL VALUE OF WORK TO DATE: \$27,240,969.96
 LESS RETENTION: 0.00
 TOTAL DUE TO DATE: \$27,240,969.96
 LESS PREVIOUSLY INVOICED: 26,013,120.86
 LESS LABOR NON COMPLIANCE: 0.00
 TOTAL DUE THIS PAYMENT: \$1,227,849.12

This Estimate Approved _____ Date: _____ for: _____
 Juan C. Perez, Director of Transportation and Land Management

Received by Accounts Payable: _____
 By: _____

Quantities on This Estimate Approved _____ Date: _____
 Griffith Company



VICINITY MAP

BRIDGE AND STREET IMPROVEMENTS ON
 VAN BUREN BOULEVARD
 IN RIVERSIDE COUNTY

DE DOKKEN
ENGINEERING
 2385 IRON POINT ROAD, SUITE 200
 FOLSOM, CA 95630 (916) 858-0642

PROJECT: Van Buren Bridge Street and Bridge Improvements
County Project No.: B0-0801, BRLSZD - 5956 (124)

Estimate No. 53 Final
From: January 26, 2014
To: February 25, 2014

Construction Funds Distribution:

	This Estimate Cost	Previous Cost	Todate Cost
Participating Contract Items	\$1,388,838.52	\$21,283,737.82	\$22,672,576.34
Non-Participating Contract Items	-\$160,989.40	\$3,538,545.52	\$3,377,556.12
Non-Participating Alternate "A" Jurupa Community Service District, Recycling Water Lines	\$0.00	\$308,901.00	\$308,901.00
Non-Participating Alternate "B" Jurupa Community Service District, Sewer Lines	\$0.00	\$881,936.50	\$881,936.50
Total =	<u>\$1,227,849.12</u>	<u>\$26,013,120.84</u>	<u>\$27,240,969.96</u>

Notes:

- Contract item 79 to 110 were separated 78% to Participating and 22% to Non-Participating (except items 79, 80, 96, 103(P-S-F) to 107(F)
- This worksheet is made for Billing Division use only.
- Contract Change Orders Cost Breakdown is included in the "Participating Contract Items" = **\$4,949,340.95**

PROJECT: Van Buren Bridge Street and Bridge Improvements
 County Project No.: 80-0801, BRLSZD - 6956 (124)
 Contract No.: 09-04-011

Contractor:
 Griffith Company
 12200 Bloomfield Avenue
 Santa Fe Springs, CA 90670-0160
 City, State, Zip:


Estimate No. 53 Final
 From: January 26, 2014
 To: February 25, 2014

Item No.	Item Description	Units	Quantity	Unit Price	Original Contract Amount	Change Authorized Quantity	Change Authorized Amount	Total Authorized Quantity	Total Authorized Amount	This Estimate Quantity	This Estimate Amount	Previous Quantity	Previous Amount	Total Estimate To Date Quantity	Total Estimate To Date Amount	% Auth.
1	Resident Engineers Office	LS	75,000	1.00	75,000.00			75,000.00	75,000.00			75,000.00	75,000.00	75,000.00	75,000.00	100%
2	Progress Schedule (Critical Path Method)	LS	1	25,000.00	25,000.00			1.00	25,000.00			1.00	1.00	1.00	25,000.00	100%
3	Prepare Storm Water Pollution Prevention Plan	LS	1	3,000.00	3,000.00			1.00	3,000.00			1.00	1.00	1.00	3,000.00	100%
4	Water Pollution Control	LS	40,000	1.00	40,000.00			40,000.00	40,000.00			40,000.00	40,000.00	40,000.00	40,000.00	100%
5	Construction Site Management	LS	35,000	1.00	35,000.00			35,000.00	35,000.00			35,000.00	35,000.00	35,000.00	35,000.00	100%
6	Traffic Control System	LS	250,000	1.00	250,000.00			250,000.00	250,000.00			249,916.67	249,916.67	249,916.67	249,916.67	100%
7	Develop Water Supply	LS	1	10,000.00	10,000.00			1.00	10,000.00			1.00	1.00	1.00	10,000.00	100%
8	Obliterate Surfacing	SQYD	8,412	1.30	10,935.60			8,412.00	10,935.60			10,111.00	13,144.30	10,111.00	13,144.30	120%
9	Abandon Pipeline	LS	1	7,000.00	7,000.00			1.00	7,000.00			1.00	1.00	1.00	7,000.00	100%
10	Abandon Inlet	LS	1	2,000.00	2,000.00			1.00	2,000.00			1.00	1.00	1.00	2,000.00	100%
11	Remove Pipe	LF	432	36.00	15,552.00			432.00	15,552.00			432.00	432.00	432.00	15,552.00	100%
12	Remove Metal Beam Guard Railing	LF	490	8.00	3,920.00			490.00	3,920.00			490.00	490.00	490.00	3,920.00	100%
13	Remove Concrete Barrier [K-Rail]	LS	1	4,500.00	4,500.00			1.00	4,500.00			1.00	1.00	1.00	4,500.00	100%
14	Remove Traffic Stripe and Pavement Marking	SQFT	7,920	0.65	5,148.00			7,920.00	5,148.00			5,799.00	5,799.00	5,799.00	3,769.35	73%
15	Remove Concrete & CCO 17	CY	519	50.00	25,950.00		9,200.00	703.00	35,150.00			703.00	703.00	703.00	35,150.00	100%
16	Cleaning and Grubbing	LS	1	80,000.00	80,000.00			1.00	80,000.00			1.00	1.00	1.00	80,000.00	100%
17	Roadside Clearing	LS	1	60,000.00	60,000.00			1.00	60,000.00			1.00	1.00	1.00	60,000.00	100%
18	Roadway Excavation	CY	6,496	15.00	97,440.00			6,496.00	97,440.00			7,033.00	105,495.00	7,033.00	105,495.00	108%
19	Imported Borrow	CY	71,890	5.00	359,450.00			71,890.00	359,450.00			68,612.00	343,060.00	68,612.00	343,060.00	95%
20	Hot Asphalt Mix	TON	8,472	71.00	601,512.00			8,472.00	601,512.00			9,766.61	693,429.31	9,766.61	693,429.31	115%
21	Finishing Roadway	LS	1	25,000.00	25,000.00			1.00	25,000.00			1.00	1.00	1.00	25,000.00	100%
22	Class 2 Aggregate Base	CY	8,569	24.00	205,656.00			8,569.00	205,656.00			7,319.00	175,666.00	7,319.00	175,666.00	85%
23	Decomposed Granite	CY	52	75.00	3,900.00			52.00	3,900.00			49.00	3,675.00	49.00	3,675.00	94%
24	Place Asphalt Concrete Dike (CRS 212) (6")	LF	2,933	4.25	12,465.25			2,933.00	12,465.25			1,363.00	5,792.75	1,363.00	5,792.75	46%
25	Minor Concrete (Misc. Construction) [Concrete Swale]	SQFT	3,882	6.00	23,292.00			3,882.00	23,292.00			4,482.00	26,882.00	4,482.00	26,882.00	115%
26	Minor Concrete (Curb and Gutter) (CRS 201)	LF	2,221	16.50	36,646.50			2,221.00	36,646.50			2,197.00	36,250.50	2,197.00	36,250.50	99%

PROJECT: Van Buren Bridge Street and Bridge Improvements
 County Project No.: 80-0801, BRLSZD - 5956 (124)
 Contract No.: 09-04-011

Contractor: Griffith Company
 12200 Bloomfield Avenue
 Santa Fe Springs, CA 90670-0150
 City, State, Zip:

Estimate No. 53 Final
 From: January 26, 2014
 To: February 25, 2014



Item No.	Item Description	Units	Quantity	Unit Price	Original Contract Amount	Change Authorized Quantity	Change Authorized Amount	Total Authorized Quantity	Total Authorized Amount	This Estimate Quantity	This Estimate Amount	Previous Quantity	Previous Amount	Total Estimate To Date		% Auth.
														Quantity	Amount	
27	Minor Concrete (Type D/Type II Curb) (CRS 204/City 200)	LF	2,635	13.50	35,572.50			2,635.00	35,572.50	2,443.00	32,980.50	2,443.00	32,980.50	93%		
28	Minor Concrete (Stamped Concrete)	SQFT	6,181	9.00	55,629.00			6,181.00	55,629.00	7,726.25	69,536.25	7,726.25	69,536.25	125%		
29	Metal Beam Guard Railing	LF	619	26.00	16,094.00			619.00	16,094.00	586.00	15,236.00	586.00	15,236.00	95%		
30	Minor Concrete (Sidewalk)	SQFT	1,391	5.15	7,163.65			1,391.00	7,163.65	33.00	169.95	33.00	169.95	2%		
31	Terminal System (Type SRT)	EA	4	2,700.00	10,800.00			4.00	10,800.00	4.00	10,800.00	4.00	10,800.00	100%		
32	Terminal System (Structure Approach)	EA	5	3,050.00	15,250.00			5.00	15,250.00	5.00	15,250.00	5.00	15,250.00	100%		
33	Terminal System (Connection to Wall)	EA	1	500.00	500.00			1.00	500.00	1.00	500.00	1.00	500.00	100%		
34	12" Reinforced Concrete Pipe	LF	402	87.00	34,974.00			402.00	34,974.00	422.00	36,714.00	422.00	36,714.00	105%		
35	18" Reinforced Concrete Pipe	LF	1,434	76.00	108,984.00			1,434.00	108,984.00	1,434.50	109,022.00	1,434.50	109,022.00	100%		
36	30" Reinforced Concrete Pipe & CCO 10	LF	73	128.00	9,344.00	-73.00	-9,344.00							N/A		
37	24" Reinforced Concrete Pipe	LF	246	130.00	31,980.00			246.00	31,980.00	250.00	32,500.00	250.00	32,500.00	102%		
37A	36" Reinforced Concrete Pipe & CCO 10	LF	58	200.00	11,600.00	-58.00	-11,600.00									
38	12" Concrete Flared End Section	EA	2	1,300.00	2,600.00			2.00	2,600.00	2.00	2,600.00	2.00	2,600.00	100%		
39	18" Concrete Flared End Section	EA	3	1,350.00	4,050.00			3.00	4,050.00	3.00	4,050.00	3.00	4,050.00	100%		
40	36" Concrete Flared End Section & CCO 10	EA	1	1,950.00	1,950.00	-1.00	-1,950.00							N/A		
41	Minor Concrete [Manhole No. 1] & CCO 10	EA	13	4,600.00	59,800.00	-1.00	-4,600.00	12.00	55,200.00	12.00	55,200.00	12.00	55,200.00	100%		
42	Minor Concrete [Manhole No. 2]	EA	4	5,600.00	22,400.00			4.00	22,400.00	3.00	16,800.00	3.00	16,800.00	75%		
43	Minor Concrete [Manhole No. 3]	EA	3	5,900.00	17,700.00			3.00	17,700.00	3.00	17,700.00	3.00	17,700.00	100%		
44	Minor Concrete [Drop Inlet - Type G3, CTSP D73] & CCO 10, CCO 17	EA	9	2,400.00	21,600.00	-3.00	-7,200.00	6.00	14,400.00	6.00	14,400.00	6.00	14,400.00	100%		
45	Drainage Inlet [Type OCP] & CCO 10	EA	2	2,300.00	4,600.00	-1.00	-2,300.00	1.00	2,300.00	1.00	2,300.00	1.00	2,300.00	100%		
46	Rock Slope Protection (1/2 Ton, Method B)	CY	235	46.00	10,810.00			235.00	10,810.00	185.00	8,510.00	185.00	8,510.00	79%		
47	Rock Slope Protection (Light, Method B)	CY	1,050	46.00	48,300.00			1,050.00	48,300.00	1,184.00	54,464.00	1,184.00	54,464.00	113%		
48	Rock Slope Protection (Backing No. 2, Light, Method B)	CY	10	46.00	460.00			10.00	460.00	7.00	322.00	7.00	322.00	70%		
49	Rock Slope Protection Fabric	SQYD	2,140	4.25	9,095.00			2,140.00	9,095.00	1,586.00	6,740.50	1,586.00	6,740.50	74%		
50	Temporary Fence (Type ESA)	LF	4,406	6.00	26,436.00			4,406.00	26,436.00	3,320.00	19,920.00	3,320.00	19,920.00	75%		
51	Steel Fencing	LF	1,293	110.00	142,230.00			1,293.00	142,230.00	1,366.00	150,260.00	1,366.00	150,260.00	106%		

PROJECT: Van Buren Bridge Street and Bridge Improvements
County Project No.: 80-0801, BRL32D - 6966 (124)
Contract No.: 09-04-011
Contractor: Griffith Company
 12200 Bloomfield Avenue
 Santa Fe Springs, CA 90670-0160
City, State, Zip:
Estimate No.: 53 Final
From: January 26, 2014
To: February 25, 2014

Item No.	Item Description	Units	Quantity	Unit Price	Original Contract Amount	Change Authorized		Total Authorized		This Estimate Quantity	Amount	Previous Quantity	Total Estimate To Date		% Auth.
						Quantity	Amount	Quantity	Amount				Quantity	Amount	
78	Course of Construction Insurance & CCO 16 & CCO 16S1	LS	330,000	1.00	330,000.00	125,750.00	125,750.00	455,750.00	455,750.00		455,750.00	455,750.00	455,750.00	100%	
79	Bridge Removal [Southbound Structure]	LS	1	250,000.00	250,000.00			250,000.00	250,000.00		250,000.00	1.00	250,000.00	100%	
80	Bridge Removal [Northbound Structure]	LS	1	300,000.00	300,000.00			300,000.00	300,000.00		300,000.00	1.00	300,000.00	100%	
81	Structure Excavation (Bridge)	CY	735	22.00	16,170.00			16,170.00	16,170.00		16,170.00	735.00	16,170.00	100%	
82	Structure Excavation (Type D)	CY	930	15.00	13,950.00			13,950.00	13,950.00		13,950.00	930.00	13,950.00	100%	
83	Structure Excavation (Retaining Wall)	CY	2,780	10.00	27,800.00			27,800.00	27,800.00		27,800.00	2,780.00	27,800.00	100%	
84	Structure Backfill (Bridge)	CY	1,480	77.00	113,960.00			113,960.00	113,960.00		113,960.00	1,480.00	113,960.00	100%	
85	Structure Backfill (Retaining Wall)	CY	3,025	25.00	75,625.00			75,625.00	75,625.00		75,625.00	3,025.00	75,625.00	100%	
86	Furnish Steel Piling (HP 14 X 117)	LF	3,750	60.00	225,000.00			225,000.00	225,000.00		225,000.00	4,508.00	270,480.00	120%	
87	Drive Steel Pile (HP 14 X 117)	EA	75	1,950.00	146,250.00			146,250.00	146,250.00		146,250.00	74.00	144,300.00	99%	
88	Rotary Boring (8" Min.)	LF	1,455	5.00	7,275.00			7,275.00	7,275.00		7,275.00	1,382.00	6,910.00	95%	
89	102" Cast-In-Drilled-Hole Concrete Piling	LF	935	1,900.00	1,776,500.00	-135.80	-259,020.00	799.20	1,518,480.00	-135.80	-259,020.00	935.00	799.20	100%	
89A	84" Cast-In-Drilled-Hole Concrete Piling (Rock Socket)	LF	520	2,500.00	1,300,000.00	-189.50	-473,750.00	330.50	826,250.00	-189.50	-473,750.00	520.00	330.50	100%	
90	Prestressing Cast-In-Place Concrete	LS	1	700,000.00	700,000.00			700,000.00	700,000.00		700,000.00	1.00	700,000.00	100%	
91	Structural Concrete, Bridge Footing	CY	318	385.00	122,430.00			122,430.00	122,430.00		122,430.00	318.00	122,430.00	100%	
92	Structural Concrete, Bridge & CCO 4	CY	9,906	574.00	5,686,044.00	46.00		9,952.00	5,712,448.00		5,712,448.00	9,952.00	5,712,448.00	100%	
93	Structural Concrete, Retaining Wall	CY	1,072	550.00	589,600.00			1,072.00	589,600.00		589,600.00	1,072.00	589,600.00	100%	
94	Structural Concrete, Approach Slab (Type N)	CY	254	1,075.00	273,050.00			254.00	273,050.00		273,050.00	254.00	273,050.00	100%	
95	Structural Concrete, [Leveling Course]	CY	300	264.00	79,200.00			300.00	79,200.00		79,200.00	300.00	79,200.00	100%	
96	Fractured Rib Texture	SQFT	16,970	12.00	203,640.00			16,970.00	203,640.00		203,640.00	16,970.00	203,640.00	100%	
97	Joint Seal Assembly (MR-4")	LF	216	127.00	27,432.00			216.00	27,432.00		27,432.00	212.00	26,924.00	98%	
97A	Joint Seal Assembly (MR-6")	LF	108	385.00	41,580.00			108.00	41,580.00		41,580.00	106.00	40,810.00	98%	
98	Bar Reinforcing Steel (Bridge) & CCO 4	LBS	2,961,000	0.60	1,776,600.00	36,750.00	22,060.00	2,997,750.00	1,798,650.00		1,798,650.00	2,997,750.00	1,798,650.00	100%	
99	Bar Reinforcing Steel (Retaining Wall)	LBS	93,420	0.75	70,065.00			93,420.00	70,065.00		70,065.00	93,420.00	70,065.00	100%	
100	Miscellaneous Metal (Restrainer - Cable Type)	LBS	3,080	15.25	46,970.00			3,080.00	46,970.00		46,970.00	3,080.00	46,970.00	100%	
101	Miscellaneous Metal (Bridge) & CCO 4	LBS	7,245	6.00	43,470.00	600.00	3,600.00	7,845.00	47,070.00		47,070.00	7,725.00	46,350.00	98%	

PROJECT: Van Buren Bridge Street and Bridge Improvements
County Project No.: 89-0001, BRLSZD - 696 (12A)
Contract No.: 06-04-011
Contractor: Griffin Company
Address: 12200 Bloomfield Avenue
City, State, Zip: Santa Fe Springs, CA 90670-0160



Item No.	Item Description	Units	Quantity	Unit Price	Original Contract Amount	Charge Authorized		Total Authorized		The Estimate Quantity	Previous		Total Estimate To Date		% Auth.
						Quantity	Amount	Quantity	Amount		Quantity	Amount	Quantity	Amount	
102	Bridge Deck Drainage System	LBS	26,620	8.00	212,960.00		212,960.00	26,620.00	212,960.00		26,620.00	26,620.00	212,960.00	100%	
103	Tubular Handrailing	LF	5,297	47.00	248,959.00		248,959.00	5,297.00	248,959.00		5,297.00	5,297.00	248,959.00	100%	
104	Concrete Barrier (Type 26)	LF	206	90.00	18,540.00		18,540.00	206.00	18,540.00		206.00	206.00	18,540.00	100%	
105	Concrete Barrier (Parapet)	LF	2,303	76.00	179,634.00		179,634.00	2,303.00	179,634.00		2,303.00	2,303.00	179,634.00	100%	
106	Concrete Barrier (Type 732)	LF	2,816	79.00	222,464.00		222,464.00	2,816.00	222,464.00		2,816.00	2,816.00	222,464.00	100%	
107	Concrete Barrier (Type 732 Modified)	LF	2,105	77.00	162,085.00		162,085.00	2,105.00	162,085.00		2,105.00	2,105.00	162,085.00	100%	
108	Mobilization	LS	1	1,300,000.00	1,300,000.00		1,300,000.00	1.00	1,300,000.00		1.00	1.00	1,300,000.00	100%	
109	De-Mobilization	LS	1,309,561	1.00	1,309,561.00		1,309,561.00	1,309,561.00	1,309,561.00		1,309,561.00	1,309,561.00	1,309,561.00	100%	
110	Federal Trainee Program	FA	40,600	1.00	40,600.00		40,600.00	40,600.00	40,600.00		40,600.00	40,600.00	9,564.80	24%	

Item No.	Item Description	Units	Quantity	Unit Price	Original Contract Amount	Changes Authorized		Total Authorized Quantity	Amount	This Estimate Quantity	Amount	Previous Quantity	Total Estimate To Date Quantity	Amount	% Auth.
						Quantity	Amount								
111	ALTERNATE "A" Jurupa Community Services District - Recycled Water Lines Mobilization, Insurance and Bonds	LS	1	2,000.00	2,000.00		1.00	1.00	2,000.00			1.00	1.00	2,000.00	100%
112	Trench and Excavation Sheeting, Shoring and Bracing for Protection of Life and Limb	LS	1	2,200.00	2,200.00		1.00	1.00	2,200.00			1.00	1.00	2,200.00	100%
113	2" Air Valve (Recycled Water Line)	EA	2	2,100.00	4,200.00		2.00	2.00	4,200.00			2.00	2.00	4,200.00	100%
114	18" CML/CMC WSP (10 GA. Min.) w/ Appurtenances (Recycled Water Line)	LF	968	73.00	70,664.00		968.00	968.00	70,664.00			967.00	967.00	70,581.00	100%
115	18" CML/Tape Wrapped WSP STD. W/ Steel Pipe w/ Appurtenances (Recycled Water Line)	LF	1,083	140.00	151,620.00		1,083.00	1,083.00	151,620.00			1,083.00	1,083.00	151,620.00	100%
116	34" Welded Steel Pipe (1/4" Min.) Casing (Recycled Water Line)	LF	140	105.00	14,700.00		140.00	140.00	14,700.00			138.00	138.00	14,480.00	99%
117	18" Flange End Cap (Recycled Water Line)	EA	2	1,700.00	3,400.00		2.00	2.00	3,400.00			2.00	2.00	3,400.00	100%
118	4" Blow-Off Valve Per JCSD STD. DWG. F-1 (Recycled Water Line)	EA	3	3,800.00	11,400.00		3.00	3.00	11,400.00			3.00	3.00	11,400.00	100%
119	18" Double Ball Expansion Joint (Recycled Water Line)	EA	2	12,400.00	24,800.00		2.00	2.00	24,800.00			2.00	2.00	24,800.00	100%
120	18" High-Pressure Butterfly Valve Per JCSD STD. DWG. B-3 (Recycled Water Line)	EA	2	10,500.00	21,000.00		2.00	2.00	21,000.00			2.00	2.00	21,000.00	100%
121	Pressure Test Recycled Water Line Along With All Other Work in The Contract Documents Outlined in Bid Items 110 Through 120 to Make System Operational	LS	1	3,200.00	3,200.00		1.00	1.00	3,200.00			1.00	1.00	3,200.00	100%

Item No.	Item Description	Units	Quantity	Unit Price	Original Contract Amount	Change Authorized		This Estimate		Previous Quantity	Total Estimate To Date	% Auth.
						Quantity	Amount	Quantity	Amount			
Contractor: Griffith Company 12200 Bloomfield Avenue Santa Fe Springs, CA 90670-0160 City, State, Zip:												
122	ALTERNATE "B" - Jurupa Community Services District - Sewer Lines											
	Mobilization, Insurance and Bonds	LS	1	2,000.00	2,000.00	1.00	2,000.00	1.00	2,000.00	1.00	2,000.00	100%
123	Trench and Excavation Sheeting, Shoring and Bracing for Protection of Life and Limb	LS	1	3,100.00	3,100.00	1.00	3,100.00	1.00	3,100.00	1.00	3,100.00	100%
124	2" Air Valve Per Details on DWG. SHT. 123 (Sewer Line)	EA	2	5,400.00	10,800.00	2.00	10,800.00	2.00	10,800.00	2.00	10,800.00	100%
125	34" Welded Steel Pipe (1/4" Min.) Casing (Sewer Line)	LF	2,143	145.00	310,735.00	2,143.00	310,735.00	2,143.00	310,735.00	2,143.00	310,735.00	100%
126	24" DIP Class 150 Sewer Forcemain w/ Appurtenances	LF	811	150.00	121,650.00	811.00	121,650.00	799.45	119,917.50	799.45	119,917.50	98%
127	24" HDPE DR II HDPE Forcemain w/ Appurtenances	LF	2,401	92.00	220,892.00	2,401.00	220,892.00	2,347.00	215,924.00	2,347.00	215,924.00	98%
128	24" Flange End Cap (Sewer Line)	EA	2	3,300.00	6,600.00	2.00	6,600.00	1.00	3,300.00	1.00	3,300.00	50%
129	24" TEE with 24" Knife Gate Valve (Sewer Line)	EA	4	52,000.00	208,000.00	4.00	208,000.00	4.00	208,000.00	4.00	208,000.00	100%
130	Thrust Block (Sewer Line)	CY	13	155.00	2,015.00	13.00	2,015.00	12.00	1,860.00	12.00	1,860.00	92%
131	Combination Air Release / Air Vacuum Air Valve	EA	1	6,300.00	6,300.00	1.00	6,300.00	1.00	6,300.00	1.00	6,300.00	100%



PROJECT: Van Buren Bridge Street and Bridge Improvements
 County Project No.: 80-0801, BRLSZD - 696 (124)
 Contract No.: 09-04-011

Contractor:
 Griffith Company
 12200 Bloomfield Avenue
 Santa Fe Springs, CA 90670-0180

Estimate No. 63 Final
 From: January 26, 2014
 To: February 26, 2014




Item No.	Item Description	Units	Quantity	Unit Price	Original Contract Amount	Change Authorized		Total Authorized		This Estimate Quantity	Amount	Previous Quantity	Total Estimate To Date		% Auth.
						Quantity	Amount	Quantity	Amount				Quantity	Amount	
CCO 1	Miscellaneous Items	LS	0	1.00	0.00	50,000.00	50,000.00	50,000.00	50,000.00	0.00	50,000.00	48,359.05	48,359.05	97%	
CCO1S1	Miscellaneous Items	FA	0	1.00	0.00	62,000.00	62,000.00	62,000.00	62,000.00	0.00	62,000.00	33,820.54	33,820.54	55%	
CCO 2	Miscellaneous Traffic Control	FA	0	1.00	0.00	49,957.00	49,957.00	49,957.00	49,957.00	0.00	49,957.00	49,957.00	49,957.00	100%	
CCO3	Bird Protection Netting	LS	0	1.00	0.00	35,000.00	35,000.00	35,000.00	35,000.00	0.00	35,000.00	34,097.01	34,097.01	97%	
CCO3S1	Bird Protection Netting	FA	0	1.00	0.00	40,000.00	40,000.00	40,000.00	40,000.00	0.00	40,000.00	37,956.95	37,956.95	95%	
CCO 4	Install Rebar Hooks	FA	0	1.00	0.00	5,579.61	5,579.61	5,579.61	5,579.61	0.00	5,579.61	5,579.61	5,579.61	100%	
CCO 5	Reinforcing Steel Changes	FA	0	1.00	0.00	50,590.94	50,590.94	50,590.94	50,590.94	0.00	50,590.94	50,590.94	50,590.94	100%	
CCO 5S1	CIDH Reinforcing Steel Changes @ Bent 3E	FA	0	1.00	0.00	3,900.00	3,900.00	3,900.00	3,900.00	0.00	3,900.00	3,861.20	3,861.20	99%	
CCO 7	Item A - Asphalt Rubber Hot Mix (ARHM)	AP	0	1.00	0.00	86,856.00	86,856.00	86,856.00	86,856.00	0.00	86,856.00	57,179.78	57,179.78	66%	
CCO 6	VBS CIDH Piles & CCO 6REV2	FA	0	1.00	0.00	2,184,500.00	2,184,500.00	2,184,500.00	2,184,500.00	0.00	2,184,500.00	237,366.90	237,366.90	N/A	
CCO 6	CIDH Piles and Time Related Overhead	LS	0	1.00	0.00	2,184,500.00	2,184,500.00	2,184,500.00	2,184,500.00	0.00	2,184,500.00	2,184,500.00	2,184,500.00	100%	
CCO 11	Temporary Power and Double Mast Arms	AP	0	1.00	0.00	36,335.29	36,335.29	36,335.29	36,335.29	0.00	36,335.29	30,085.98	30,085.98	83%	
CCO 11S1	Temporary Power and Double Mast Arms	FA	0	5,702.07	0.00	5,702.07	5,702.07	5,702.07	5,702.07	0.00	5,702.07	1.00	1.00	100%	
CCO 13	Falsework and Shoring Revision at VBS Abutment 7	FA	0	1.00	0.00	55,217.24	55,217.24	55,217.24	55,217.24	0.00	55,217.24	55,217.24	55,217.24	100%	
M1	Concrete Aggregate Contract Compliance	CY	0	5.50	0.00	1,000.00	1,000.00	1,000.00	1,000.00	0.00	1,000.00	-900.00	-900.00	N/A	
M2	Concrete Aggregate Contract Compliance	CY	0	5.50	0.00	2,563.00	2,563.00	2,563.00	2,563.00	0.00	2,563.00	-478.00	-478.00	N/A	
M3	Concrete Aggregate Contract Compliance	CY	0	5.50	0.00	123,400.00	123,400.00	123,400.00	123,400.00	0.00	123,400.00	-80.00	-80.00	N/A	
CCO 8	Item A: Remove Rip Rap	LS	0	1,000.00	0.00	1,000.00	1,000.00	1,000.00	1,000.00	0.00	1,000.00	1.00	1.00	100%	
CCO 8	Item B: Remove AC Dike	LF	0	4.66	0.00	550.00	550.00	550.00	550.00	0.00	550.00	4,000.00	4,000.00	0%	
CCO 8	Item C: Import Borrow	CY	0	30.85	0.00	123,400.00	123,400.00	123,400.00	123,400.00	0.00	123,400.00	757.50	757.50	100%	
CCO 8	Item D: Hot Mix Asphalt	TON	0	97.05	0.00	73,952.10	73,952.10	73,952.10	73,952.10	0.00	73,952.10	784.00	784.00	99%	
CCO 8	Item E: Class 2 Aggregate Base	CY	0	47.60	0.00	38,556.00	38,556.00	38,556.00	38,556.00	0.00	38,556.00	408.00	408.00	97%	
CCO 8	Item F: Concrete Turf Pavers	SF	0	36.00	0.00	12,960.00	12,960.00	12,960.00	12,960.00	0.00	12,960.00	682.00	682.00	113%	
CCO 8	Item G: Minor Concrete - Curb & Gutter CRS 201	LF	0	24.90	0.00	18,177.00	18,177.00	18,177.00	18,177.00	0.00	18,177.00	599.00	599.00	93%	
CCO 8	Item H: Minor Concrete - Type D Curb CRS 204	LF	0	21.40	0.00	11,128.00	11,128.00	11,128.00	11,128.00	0.00	11,128.00	176.00	176.00	115%	
CCO 8	Item I: Minor Concrete - Driveway CRS 207	SF	0	20.79	0.00	3,659.04	3,659.04	3,659.04	3,659.04	0.00	3,659.04	176.00	176.00	100%	

Item No.	Item Description	Units	Quantity	Unit Price	Original Contract Amount	Change Authorized		Total Authorized		This Estimate Quantity	Amount	Previous Quantity	Total Estimate To Date Quantity	Amount	% Auth.
						Quantity	Amount	Quantity	Amount						
CCO 8	Item J. Minor Concrete - Driveway CRS 207A Mod.	SF	0	20.79	0.00	308.00	6,403.32	308.00	6,403.32	311.00	311.00	311.00	311.00	6,465.69	101%
CCO 8	Item K. Minor Concrete - Sidewalk CRS 400 & 404	SF	0	6.00	0.00	7,080.00	42,480.00	7,080.00	42,480.00	6,210.00	6,210.00	6,210.00	6,210.00	37,260.00	86%
CCO 8	Item L. Sidewalk Only Type 26 Barrier No Conduit	LF	0	153.74	0.00	220.00	33,822.80	220.00	33,822.80	196.00	196.00	196.00	196.00	30,133.04	89%
CCO 8	Item M. Catch Basin - CRS 300 & Gutter Depression Case C - CRS 312	EA	0	9,500.00	0.00	1.00	9,500.00	1.00	9,500.00	1.00	1.00	1.00	1.00	9,500.00	100%
CCO 8	Item N. Install Paint Traffic Stripe - 2 Coat	LF	0	0.42	0.00	1,200.00	504.00	1,200.00	504.00	1,200.00	1,200.00	1,200.00	1,200.00	504.00	100%
CCO 8	Item O. Thermoplastic Markings	SF	0	3.18	0.00	92.00	292.56	92.00	292.56	92.00	92.00	92.00	92.00	292.56	100%
CCO 8	Item P. Edison Hand Hole - Caltrans Type 5 on Lid - Street Lighting	EA	0	367.50	0.00	5.00	1,837.50	5.00	1,837.50	5.00	5.00	5.00	5.00	1,837.50	100%
CCO 8	Item Q. 3" PVC (Sch 80) Conduit (Street Lighting)	LF	0	17.85	0.00	1,000.00	17,850.00	1,000.00	17,850.00	984.00	984.00	984.00	984.00	17,564.40	96%
CCO 8	Item R. 1 1/2" PVC (Sch 80) Conduit	LF	0	10.50	0.00	100.00	1,050.00	100.00	1,050.00	93.00	93.00	93.00	93.00	976.50	93%
CCO 8	Item S. 1/8" Mule Tape - Street Lighting	LF	0	2.10	0.00	1,200.00	2,520.00	1,200.00	2,520.00	1,077.00	1,077.00	1,077.00	1,077.00	2,261.70	90%
CCO 8	Item T. Pull Box Sweeps - Street Lighting	LS	0	126.77	0.00	1.00	126.77	1.00	126.77	1.00	1.00	1.00	1.00	126.77	100%
CCO 8S1	Construction of Driveway Approach	SF	0	12.87	0.00	1,000.00	12,870.00	1,000.00	12,870.00	774.00	774.00	774.00	774.00	9,961.36	77%
CCO 8S2	Type A-6 and Type D Curb Tie-Ins	FA	0	2,992.26	0.00	1.00	2,992.26	1.00	2,992.26	1.00	1.00	1.00	1.00	2,992.26	100%
CCO 8S3	Traffic Loops, Adjust Electrical Box, Irrigation	FA	0	1.00	0.00	4,197.34	4,197.34	4,197.34	4,197.34	3,602.81	3,602.81	3,602.81	3,602.81	3,602.81	86%
CCO 9	Landscape Irrigation and Planting	AP	0	1.00	0.00	51,095.54	51,095.54	51,095.54	51,095.54	51,095.53	51,095.53	51,095.53	51,095.53	51,095.53	100%
CCO 9S1	Landscape and Irrigation Changes	AP	0	1.00	0.00	105,162.86	105,162.86	105,162.86	105,162.86	104,978.39	104,978.39	104,978.39	104,978.39	104,978.39	100%
CCO 10	Item A. 42" RCP	LF	0	178.50	0.00	576.00	102,816.00	576.00	102,816.00	576.00000	576.00000	576.00000	576.00000	102,816.00	100%
CCO 10	Item B. 48" RCP	LF	0	178.50	0.00	86.00	15,351.00	86.00	15,351.00	86.00	86.00	86.00	86.00	15,351.00	100%
CCO 10	Item C. 18" RCP	LF	0	73.50	0.00	22.00	1,617.00	22.00	1,617.00	21.50	21.50	21.50	21.50	1,580.25	98%
CCO 10	Item D. 24" RCP	LF	0	84.00	0.00	25.00	2,100.00	25.00	2,100.00	25.00	25.00	25.00	25.00	2,100.00	100%
CCO 10	Item E. Manholes APWA 320-1	EA	0	4,830.00	0.00	5.00	24,150.00	5.00	24,150.00	5.00	5.00	5.00	5.00	24,150.00	100%
CCO 10	Item F. 48" Flared End Section	EA	0	3,360.00	0.00	1.00	3,360.00	1.00	3,360.00	1.00	1.00	1.00	1.00	3,360.00	100%
CCO 10	Item G. Remove Existing Storm Drain	LF	0	36.00	0.00	490.00	17,640.00	490.00	17,640.00	490.00	490.00	490.00	490.00	17,640.00	100%
CCO 10	Item H. Join Existing Catch Basin	EA	0	3,780.00	0.00	1.00	3,780.00	1.00	3,780.00	1.00	1.00	1.00	1.00	3,780.00	100%
CCO 10	Item I. OCPI Inlet	EA	0	2,730.00	0.00	2.00	5,460.00	2.00	5,460.00	2.00	2.00	2.00	2.00	5,460.00	100%
CCO 10	Item J. Remove Existing Headwall/Install Double Wall	EA	0	5,145.00	0.00	2.00	10,290.00	2.00	10,290.00	2.00	2.00	2.00	2.00	10,290.00	100%

Item No.	Item Description	Units	Quantity	Unit Price	Original Contract Amount	Change Authorized		Total Authorized		This Estimate Quantity	Amount	Previous Quantity	Amount	% Auth.
						Quantity	Amount	Quantity	Amount					
CCO 10	Item K: Bioswale	LF	0	34.20	0.00	295.00	10,089.00	295.00	10,089.00	262.00	262.00	8,860.40	88%	
CCO 10	Item L: Repair Landscaping at In N Out Restaurant	LS	0	11,811.49	0.00	1.00	11,811.49	1.00	11,811.49	1.00	1.00	11,811.49	100%	
CCO 10S1	Pothole SCE Line	FA	0	1.00	0.00	4,000.00	4,000.00	4,000.00	4,000.00	2,136.04	2,136.04	2,136.04	53%	
CCO 10S1	Generator for Animal Shelter	FA	0	1.00	0.00	8,000.00	8,000.00	8,000.00	8,000.00	4,478.84	4,478.84	4,478.84	56%	
CCO 10S1	Construct Various Drainage Structures	FA	0	1.00	0.00	22,500.00	22,500.00	22,500.00	22,500.00	20,475.56	20,475.56	20,475.56	91%	
CCO 10S2	Item M: Install 36" RCP in lieu of 24" RCP	AP	0	115.50	0.00	37.00	4,273.50	37.00	4,273.50	36.00	36.00	4,158.00	97%	
CCO 10S2	Item N: Remove Existing Headwall and Install Double Headwall for 36" RCP	AP	0	6,195.00	0.00	2.00	12,390.00	2.00	12,390.00	2.00	2.00	12,390.00	100%	
CCO 10S2	Item: D 24" RCP	AP	0	84.00	0.00	-25.00	-2,100.00	-25.00	-2,100.00	-25.00	-25.00	-2,100.00	100%	
CCO 10S2	Item J: Remove Existing Headwall/Install Double Wall	EA	0	5,145.00	0.00	-2.00	-10,290.00	-2.00	-10,290.00	-2.00	-2.00	-10,290.00	100%	
CCO 10S2	Storm Drain System No. 5	FA	0	1.00	0.00	5,472.76	5,472.76	5,472.76	5,472.76	2,955.43	2,955.43	2,955.43	54%	
CCO 10S3	Remove Temporary Junction Structure	FA	0	11,885.99	0.00	1.00	11,885.99	1.00	11,885.99	1.00	1.00	11,885.99	100%	
CCO 12	Item A: 24" DIP Class 150	LF	0	173.25	0.00	1,044.00	180,873.00	1,044.00	180,873.00	1,044.00	1,044.00	180,873.00	100%	
CCO 12	Item B: 24" DIP Class 150	LF	0	210.00	0.00	268.00	56,280.00	268.00	56,280.00	268.00	268.00	56,280.00	100%	
CCO 12	Item C: 24" DIP Bend	EA	0	1,890.00	0.00	2.00	3,780.00	2.00	3,780.00	2.00	2.00	3,780.00	100%	
CCO 12	Item D: 24" X 6" Blow Off	EA	0	7,560.00	0.00	2.00	15,120.00	2.00	15,120.00	1.00	1.00	7,560.00	50%	
CCO 12	Item E: CDF Between SD and Sewer	LS	0	1,260.00	0.00	1.00	1,260.00	1.00	1,260.00	1.00	1.00	1,260.00	100%	
CCO 12	Item F: Remove Flange and Join Existing	EA	0	630.00	0.00	1.00	630.00	1.00	630.00	1.00	1.00	630.00	0%	
CCO 12	Item G: Install 24" X 12" TEE	EA	0	2,940.00	0.00	1.00	2,940.00	1.00	2,940.00	1.00	1.00	2,940.00	100%	
CCO 12	Item H: Install 12" Plug Valve	EA	0	5,040.00	0.00	1.00	5,040.00	1.00	5,040.00	1.00	1.00	5,040.00	0%	
CCO 12	Item I: 12" DIP Class 150	LF	0	136.50	0.00	120.00	16,380.00	120.00	16,380.00	120.00	120.00	16,380.00	100%	
CCO 12	Item J: 24" End Cap	EA	0	1,470.00	0.00	1.00	1,470.00	1.00	1,470.00	1.00	1.00	1,470.00	100%	
CCO 12	Item K: 12" End Cap	EA	0	1,050.00	0.00	1.00	1,050.00	1.00	1,050.00	1.00	1.00	1,050.00	100%	
CCO 12	Item L: Crispin Air Valves	LS	0	16,391.04	0.00	1.00	16,391.04	1.00	16,391.04	1.00	1.00	16,391.04	100%	
CCO 12	Item M: Traffic Control and Trench Repair (Van Buren & Clay)	LS	0	24,424.52	0.00	1.00	24,424.52	1.00	24,424.52	1.00	1.00	24,424.52	100%	
CCO 12	Item N: Traffic Control and Trench Repair	LS	0	37,454.73	0.00	1.00	37,454.73	1.00	37,454.73	1.00	1.00	37,454.73	100%	
CCO 12	Item O: Time Related Overhead	DAYS	0	3,500.00	0.00	16.00	56,000.00	16.00	56,000.00	16.00	16.00	56,000.00	100%	

Contractor: Griffin Company
 12200 Bloomfield Avenue
 Santa Fe Springs, CA 90670-0160
 City, State, Zip:

PROJECT: Van Buren Bridge Street and Bridge Improvements
 County Project No.: 80-0801, BRLSZD - 6965 (124)
 Contract No.: 09-04-011



Item No.	Item Description	Units	Quantity	Unit Price	Original Contract Amount	Change Authorized		This Estimate		Previous		% Auth.
						Quantity	Amount	Quantity	Amount	Quantity	Amount	
CCO 12	Item P: Sewer Force-main Extension (STA 97+44 to 98+06)	LF	0	150.00	0.00	64.00	9,600.00	64.00	9,600.00	64.00	9,600.00	100%
CCO 12	Item Q: Sewer Force-main Extension (STA 97+44 to 98+06)	LS	0	3,092.25	0.00	1.00	3,092.25	1.00	3,092.25	1.00	3,092.25	100%
CCO 12S1	Item M: Traffic Control and Trench Repair Additional Removals and TC (Van Buren & Clay)	LS	0	1,693.40	0.00	1.00	1,693.40	1.00	1,693.40	1.00	1,693.40	100%
CCO 12S1	Item R: 18" PVC C905 DR18 Force-main	LF	0	152.25	0.00	120.00	18,270.00	120.00	18,270.00	120.00	18,270.00	100%
CCO 12S1	Item S: 18" End Cap	EA	0	1,890.00	0.00	1.00	1,890.00	1.00	1,890.00	1.00	1,890.00	100%
CCO 12S1	Item T: 24" x 18" TEE	EA	0	8,190.00	0.00	1.00	8,190.00	1.00	8,190.00	1.00	8,190.00	100%
CCO 12S1	Item U: Field Lok Gaskets on 24" DIP FM	EA	0	840.00	0.00	4.00	3,360.00	4.00	3,360.00	4.00	3,360.00	100%
CCO 12S1	Item V: Install 24" Blow Off Per JCSD	EA	0	15,330.00	0.00	1.00	15,330.00	1.00	15,330.00	1.00	15,330.00	100%
CCO 12S1	Credit Due to Changes in the Work and Materials	Credit	0	1.00	0.00	-4,620.00	-4,620.00	-4,620.00	-4,620.00	-4,620.00	-4,620.00	100%
CCO 12S1	Item G: Install 24" X 12" TEE - CCO 12 Deletion	EA	0	2,940.00	0.00	-1.00	-2,940.00	-1.00	-2,940.00	-1.00	-2,940.00	100%
CCO 12S1	Item I: 12" DIP Class 150 - CCO 12 Deletion	EA	0	136.50	0.00	-120.00	-16,380.00	-120.00	-16,380.00	-120.00	-16,380.00	100%
CCO 12S1	Item K: 12" End Cap - CCO 12 Deletion	EA	0	1,050.00	0.00	-1.00	-1,050.00	-1.00	-1,050.00	-1.00	-1,050.00	100%
CCO 12S2	Miscellaneous Extra Work for Reclaimed Water and Sewer	FA	0	7,023.71	0.00	1.00	7,023.71	1.00	7,023.71	1.00	7,023.71	100%
CCO 12S3	Repair 4" Sewer Lateral and Pothole Charter	FA	0	1.00	0.00	10,176.02	10,176.02	10,176.02	10,176.02	10,176.02	10,176.02	100%
CCO 14	Time Related Overhead	DAYS	0	4,000.00	0.00	50.00	200,000.00	50.00	200,000.00	50.00	200,000.00	100%
CCO 15	Falsework Redesign	AP	0	480,000.00	0.00	1.00	480,000.00	1.00	480,000.00	1.00	480,000.00	100%
CCO 17	Miscellaneous Items of Work	FA	0	1.00	0.00	34,600.00	34,600.00	34,600.00	34,600.00	29,377.13	28,377.13	85%
CCO 17	Miscellaneous Items of Work	AP	0	1.00	0.00	45,390.52	45,390.52	45,390.52	45,390.52	42,390.52	42,390.52	93%
CCO 17	Catch Basin (City STD 406)	AP	0	4,830.00	0.00	2.00	9,660.00	2.00	9,660.00	2.00	9,660.00	100%
CCO 18	Revegetation River Bottom	AP	0	147,738.90	0.00	1.00	147,738.90	1.00	147,738.90	1.00	147,738.90	100%
CCO 18S1	Revegetation Plant Establishment and 90 Day Maintenance	AP	0	11,046.00	0.00	1.00	11,046.00	1.00	11,046.00	1.00	11,046.00	100%
CCO 19	Various Extra Work	AP/FA	0	1.00	0.00	98,066.68	98,066.68	98,066.68	98,066.68	91,271.63	93,581.63	95%
CCO 19	Item 28 Minor Concrete (Stamped Concrete)	SF	0	7.49	0.00	2,638.75	19,764.24	2,638.75	19,764.24	2,638.75	19,764.24	100%
CCO 20	Various Extra Work	AP/FA	0	1.00	0.00	60,694.16	60,694.16	60,694.16	60,694.16	48,633.35	48,633.35	80%

Attachment B

Contract Change Order No. 6

Revised (2)