

**SUBMITTAL TO THE BOARD OF SUPERVISORS
COUNTY OF RIVERSIDE, STATE OF CALIFORNIA**

159




FROM: Community Action Partnership of Riverside County

SUBMITTAL DATE:
April 22, 2014

SUBJECT: Ratify Amendment#1 to Agreement #14B-5028 with Department of Community Services and Development, increasing the maximum contract amount for the 2014 Low-Income Home Energy Assistance Program (LIHEAP). One (1) year contract. Districts 1 – 5. [\$3,125,999] [Federal]

RECOMMENDED MOTION: That the Board of Supervisors:

- 1) Ratify and authorize the Chairman of the Board to sign the attached Amendment #1 to Agreement #14B-5028 between the Department of Community Services and Development (CSD) and the Community Action Partnership of Riverside County (CAP Riverside), increasing the maximum contract amount from \$1,112,290 for the Low-Income Home Energy Assistance Program (LIHEAP) to \$4,328,289; and;
- 2) Authorize the Riverside County Purchasing Agent or designee to sign ministerial amendments and increases to Agreement #14B-5028.


 Name: Maria Y. Juarez, CCAP
 Title: Executive Director

FINANCIAL DATA	Current Fiscal Year:	Next Fiscal Year:	Total Cost:	Ongoing Cost:	POLICY/CONSENT (per Exec. Office)
COST	\$ 0	\$ 3,125,999	\$ 3,125,999	\$ 0	Consent <input type="checkbox"/> Policy X <input checked="" type="checkbox"/>
NET COUNTY COST	\$ 0	\$ 0	\$ 0	\$ 0	
SOURCE OF FUNDS: 100% Federal Funds				Budget Adjustment: No	
				For Fiscal Year: 13/14	

C.E.O. RECOMMENDATION:

APPROVE

BY:

Donna Shaw
Donna Shaw

County Executive Office Signature

MINUTES OF THE BOARD OF SUPERVISORS

On motion of Supervisor Benoit, seconded by Supervisor Tavaglione and duly carried by unanimous vote, IT WAS ORDERED that the above matter is approved as recommended.

Ayes: Jeffries, Tavaglione, Stone, Benoit and Ashley
 Nays: None
 Absent: None
 Date: April 22, 2014
 xc: CAP, Purchasing

Kecia Harper-Ihem
Clerk of the Board

By: *Kecia Harper-Ihem*
Deputy

FORM APPROVED COUNTY COUNSEL
 BY: NEAL R. KIPNIS DATE: 4/23/14
 Purchasing: *Mark Seller*
 Department of Community Services Assistant Director

- A-30
- Positions Added
- 4/5 Vote
- Change Order

Prev. Agn. Ref.: 1/28/14 (3-6)

District: 1-5

Agenda Number:

3-8

SUBMITTAL TO THE BOARD OF SUPERVISORS, COUNTY OF RIVERSIDE, STATE OF CALIFORNIA FORM 11: Ratify Amendment #1 to Agreement #14B-5028 with Department of Community Services and Development, increasing the maximum contract amount for the 2014 Low-Income Home Energy Assistance Program (LIHEAP). One (1) year contract. Districts 1 – 5. [\$3,125,999][Federal]

DATE: April 22, 2014

PAGE: Page 2 of 2

BACKGROUND:

Summary

On January 28, 2014 (3-6), the Board approved LIHEAP Agreement #14B-5028 in the amount of \$1,112,290 which provides funding for the term January 1, 2014 through January 31, 2015. LIHEAP Program funding is to assist low-income consumers with high energy bills, repair or replace heating and cooling devices that contribute to high energy consumption, and weatherize homes.

Amendment #1 to Agreement #14B-5028 increases the maximum amount of the agreement from \$1,112,290 to \$4,328,289, reflecting an increase of \$3,125,999.

Impact on Citizens and Businesses

The LIHEAP program provides utility payment assistance and installation of energy conservation measures designed to reduce energy costs and make homes safer and healthier for low-income households. Approximately 10,822 households will receive utility bill payment assistance and 544 homes will be weatherized.

SUPPLEMENTAL:

Additional Fiscal Information

No County General Funds will be required. The additional funds have been budgeted through the normal county budget process for FY2014-15.

Contract History and Price Reasonableness

The LIHEAP Contract is a federal contract administered by CAP Riverside since 1979. LIHEAP Agreement #14B-5028 (Agenda 3-6) established funding year 2014.

ATTACHMENTS:

MYJ; KS; bn

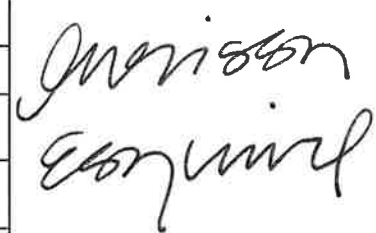

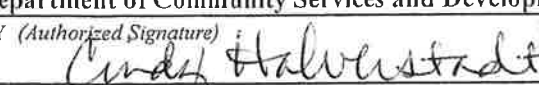
AGREEMENT NUMBER 14B-5028	AMENDMENT NUMBER 1
REGISTRATION NUMBER	

RECEIVED
 CONTRACT SERVICES UNIT
 2014 APR 24 PM 2:31

1. This Agreement is entered into between the State Agency and the Contractor named below
 STATE AGENCY'S NAME
Department of Community Services and Development
 CONTRACTOR'S NAME
Community Action Partnership of Riverside County
 2. The term of this Agreement is : **January 1, 2014 through January 31, 2015**
 3. The maximum amount of this Agreement is: **\$ 4,328,289.00**
 4. The parties mutually agree to this amendment as follows. All actions noted below are by this reference made a part of the Agreement and incorporated herein:
 - A. The maximum amount of this Agreement payable to Contractor by the State has changed from \$1,112,290.00 to \$4,328,289.00, reflecting an increase of \$3,215,999.00.
 - B. Replace Exhibit B - Attachments I, II, and III in their entirety with the attached Exhibit B - Attachments I, II, and III.
 - C. Replace Exhibit D - Attachment II, in its entirety with the attached Exhibit D - Attachment II.
- All other terms and conditions shall remain unchanged.

ATTEST:
 KECIA HARPER IHEM, Clerk
 By 
 DEPUTY

IN WITNESS WHEREOF, this Agreement has been executed by the parties hereto

CONTRACTOR		CALIFORNIA Department of General Services Use Only
CONTRACTOR'S NAME (If other than an individual, state whether a corporation, partnership, etc.) Community Action Partnership of Riverside County		"I hereby certify that all conditions for exemption have been complied with, and this document is exempt from the Department of General Services approval."  <input type="checkbox"/> Exempt per _____
BY (Authorized Signature) 	DATE SIGNED (Do not type) 4/22/14	
PRINTED NAME AND TITLE OF PERSON SIGNING JEFF STONE CHAIRMAN, BOARD OF SUPERVISORS		
ADDRESS 2038 Iowa Ave, Suite B-102, Riverside, CA 92507		
STATE OF CALIFORNIA		
AGENCY NAME Department of Community Services and Development		
BY (Authorized Signature) 	DATE SIGNED (Do not type) 5/1/14	
PRINTED NAME AND TITLE OF PERSON SIGNING Cindy Halverstadt, Deputy Director, Administrative Services		
ADDRESS 2389 Gateway Oaks Drive, Suite 100, Sacramento, California 95833		

APR 22 2014

2014-5-12595

**EXHIBIT B - ATTACHMENT I
2014 LIHEAP WEATHERIZATION BUDGET**

Contractor: Community Action Partnership of Riverside County		Contract Number: 14B- 5028	Telephone Number: (951) 955-6461
Class "B" Contractor's License No.: 1) 607743; 2) 704414; 3)221517; 4) 885220; 5) 835016; 6) 864393		Name on License: 1) Ace & Sons 2) Reliable Energy 3) MASCO Contr Svcs of CA 4) David Starrett Construction 5) Synergy Companies 6) Hawaii Blue	Expiration Date: 1) 12/14; 2) 03/15; 3) 09/15 4)10/14; 5) 03/16; 6) 05/15
Prepared By: Kathryn J. Snyder CCAP, Assistant Director		E-mail Address: ksnyder@capriverside.org	Fax Number: (951) 955-1399
10 - ADMINISTRATIVE BUDGET		COLUMN A	COLUMN B
1	Administrative Costs	\$ 107,470	\$ 176,295
2	Administrative Equipment (More than \$5,000)		
Total Administrative Budget (Total of Lines 1 - 2)		\$ 107,470	\$ 176,295
20 - WEATHERIZATION PROGRAM BUDGET			
1	Intake	\$ 107,470	\$ 176,295
2	Outreach	67,169	110,185
3	Training and Technical Assistance	67,169	110,185
4	Direct Program Activities	944,100	1,580,733
5	Liability Insurance	2,500	2,500
6	Major Vehicle and Equipment (More than \$5,000)		
7	Minor Vehicle and Equipment (Less than \$5,000)	2,500	2,500
8	Workers' Compensation	10,000	10,000
9	General Operating Expenditures	35,000	35,000
10	Training and Technical Assistance - Solar Hot Water Heating		
Total Program Costs (Total of lines 1 - 10)		\$ 1,235,908	\$ 2,027,398
30 - TOTAL BUDGET (Total of Section 10 and 20)		\$ 1,343,378	\$ 2,203,693

**EXHIBIT B - ATTACHMENT II
2014 LIHEAP EHA-16 PROGRAM BUDGET**

Contractor: Community Action Partnership of Riverside County		Contract Number: 14B- 5028	Telephone Number: (951) 955-6461
Prepared By: Name and Title (Please Print) Kathryn J. Snyder CCAP, Assistant Director		E-mail Address: ksnyder@capriverside.org	Fax Number: (951) 955-1399
10 - ASSURANCE 16 BUDGET			
1	Assurance 16 Activities (5% of total allocation)		\$ 430,158
20 - ADMINISTRATIVE BUDGET			
1	Administrative Costs (5% of total allocation)		\$ 266,841
2	Administrative Equipment (More Than \$5,000)		
TOTAL ECIP/HEAP Administrative Budget (Total of Lines 1 - 2)			\$ 266,841
30 - INTAKE BUDGET			
1	Intake (8% of total allocation)		\$ 463,370
40 - OUTREACH BUDGET (ECIP AND HEAP)			
1	Outreach (5% of ECIP/HEAP)		\$ 289,607
50 - TRAINING AND TECHNICAL ASSISTANCE			
1	Training and Technical Assistance (2% of ECIP/HEAP)		\$ 115,843
60 - ECIP/HEAP PROGRAM BUDGET			
1	ECIP EHCS Diagnostics		\$ 5,000
2	ECIP EHCS Cooling Service Repair/Replacement		171,291
3	ECIP EHCS Heating Service Repair/Replacement		152,258
4	ECIP EHCS Water Heater Repair/Replacement		57,098
5	ECIP EHCS Other Program Costs		5,000
ECIP EHCS Subtotal (Lines 1-5)			\$ 390647.00
6	ECIP Wood, Propane, and Oil		93,130
7	Severe Weather Energy Assistance and Transportation Services (SWEATS) (activated by CSD)		
8	HEAP Wood, Propane, and Oil		
9	Liability Insurance		2,500
10	Major Vehicle and Equipment (More than \$5,000)		
11	Minor Vehicle and Equipment (Less than \$5,000)		2,500
12	Workers' Compensation		10,000
13	General Operating Expenditures		35,000
14	Automation Supplemental		25,000
TOTAL ECIP/HEAP Program Budget (Total of Lines 1 - 14)			\$ 558,777
70 - TOTAL BUDGET (Total of Sections 10, 20, 30, 40, 50, and 60)			\$ 2,124,596

**EXHIBIT B - ATTACHMENT III
 2014 LIHEAP NONCONSIDERATION ALLOCATIONS**

Local Service Provider Name Community Action Partnership of Riverside County		Contract Number: 14B- 5028
Prepared By: NAME AND TITLE (please print) Kathryn J. Snyder CCAP, Assistant Director		
E-mail Address: ksnyder@capriverside.org	Phone Number: (951) 955-6461	Fax Number: (951) 955-6461

NONCONSIDERATION ECIP FAST TRACK BUDGET		
Enter the name of each county in your service territory on a separate line		Enter the dollar amount to be allocated to the county
1	Riverside County	\$ 1,164,117
2		
3		
4		
5		
6		
7		
8	TOTAL	\$ 1,164,117

NONCONSIDERATION HEAP BUDGET		
Enter the name of each county in your service territory on a separate line		Enter the dollar amount to be allocated to the county
1	Riverside County	\$ 2,933,574
2		
3		
4		
5		
6		
7		
8	TOTAL	\$ 2,933,574

TOTAL NONCONSIDERATION ECIP AND HEAP BUDGET		
Enter the name of each county in your service territory on a separate line		Enter the total dollar amount to be allocated to the county
1	Riverside County	\$ 4,097,691
2		
3		
4		
5		
6		
7		
8	TOTAL	\$ 4,097,691

The total amount allocated to the Nonconsideration program must be entered by Contractor and is not made part of the total consideration for this Agreement but shall be for Contractor's use as described in EXHIBIT B, BUDGET DETAIL AND PAYMENT PROVISIONS, and EXHIBIT F, PROGRAMMATIC PROVISIONS.

The total Nonconsideration Budget must match the total nonconsideration allocation on the CSD 622 LIHEAP Expenditure and Performance Benchmarks.

**EXHIBIT D - ATTACHMENT II
 2014 LIHEAP EXPENDITURE AND PERFORMANCE BENCHMARK**

Local Service Provider Name: Community Action Partnership of Riverside County		4/2/2014
Prepared By: NAME AND TITLE (please print) Godwin Aimua, Energy Manager	Phone Number: 951-955-4900	E-mail Address: Gaimua@capriverside.org

SECTION 1 - WEATHERIZATION

SECTION 1A - Total Weatherization Expenditure						
	Total Weatherization Allocation	Enter a Percentage % Quarter 1 (1/1/14 - 3/31/14)	Enter a Percentage % Quarter 2 (4/1/14 - 6/30/14)	Enter a Percentage % Quarter 3 (7/1/14-9/30/14)	Enter a Percentage % Quarter 4 (10/1/14 - 1/31/15)	Total Unit Production
	\$ 2,203,693.00	0%	31%	34%	35%	544.00
TOTAL	\$2,203,693.00	0%	31%	65%	100%	544.00

** Performance Benchmarks - Per Exhibit B, Section 13: 60% of funds should be expended by September 30, 2014.*

SECTION 1B - Weatherization Direct Program Activities Expenditure by County						
Enter the name of each county within your service territory on a separate line	Enter the dollar amount associated with the county	Enter a Percentage % Quarter 1 (1/1/14 - 3/31/14)	Enter a Percentage % Quarter 2 (4/1/14 - 6/30/14)	Enter a Percentage % Quarter 3 (7/1/14-9/30/14)	Enter a Percentage % Quarter 4 (10/1/14 - 1/31/15)	Total Households to be Served per County
Riverside County	\$1,580,733.00	0%	31%	34%	35%	544.00
TOTAL	\$1,580,733.00	0%	31%	65%	100%	544.00

** Performance Benchmarks - Per Exhibit B, Section 13: 60% of funds should be expended by September 30, 2014.*

SECTION 2 - EHA-16

SECTION 2A - Total EHA-16 Expenditure						
	Total EHA-16 Allocation	Enter a Percentage % Quarter 1 (1/1/14 - 3/31/14)	Enter a Percentage % Quarter 2 (4/1/14 - 6/30/14)	Enter a Percentage % Quarter 3 (7/1/14-9/30/14)	Enter a Percentage % Quarter 4 (10/1/14 - 1/31/15)	Total Unit Production (EHCS and WPO)
	\$ 2,124,596.00	1%	31%	33%	35%	566.00
TOTAL	\$2,124,596.00	1%	32%	65%	100%	566.00

** Performance Benchmarks - Per Exhibit B, Section 13: 60% of funds should be expended by September 30, 2014.*

SECTION 2B - Total EHCS Expenditures by County

Enter the name of each county within your service territory on a separate line	Enter the dollar amount associated with the county	Enter a Percentage % Quarter 1 (1/1/14 -	Enter a Percentage % Quarter 2 (4/1/14 -	Enter a Percentage % Quarter 3 (7/1/14-9/30/14)	Enter a Percentage % Quarter 4 (10/1/14 - 1/31/15)	Total Households to be Served per County
Riverside County	\$390,647.00	0%	31%	34%	35%	316.00
TOTAL	\$390,647.00	0%	31%	65%	100%	316.00

* Performance Benchmarks - Per Exhibit B, Section 13: 60% of funds should be expended by September 30, 2014 .

SECTION 2C - Total ECIP WPO Expenditures by County

Enter the name of each county within your service territory on a separate line	Enter the dollar amount associated with the county	Enter a Percentage % Quarter 1 (1/1/14 -	Enter a Percentage % Quarter 2 (4/1/14 -	Enter a Percentage % Quarter 3 (7/1/14-9/30/14)	Enter a Percentage % Quarter 4 (10/1/14 - 1/31/15)	Total Households to be Served per County
Riverside County	\$93,130.00	5%	28%	30%	37%	250.00
TOTAL	\$93,130.00	5%	33%	63%	100%	250.00

* Performance Benchmarks - Per Exhibit B, Section 13: 60% of funds should be expended by September 30, 2014 .

SECTION 2D - Total HEAP WPO Expenditures by County

Enter the name of each county within your service territory on a separate line	Enter the dollar amount associated with the county	Enter a Percentage % Quarter 1 (1/1/14 -	Enter a Percentage % Quarter 2 (4/1/14 -	Enter a Percentage % Quarter 3 (7/1/14-9/30/14)	Enter a Percentage % Quarter 4 (10/1/14 - 1/31/15)	Total Households to be Served per County
Riverside County	\$0.00	0%	0%	0%	0%	0.00
TOTAL	\$0.00	0%	0%	0%	0%	0.00

* Performance Benchmarks - Per Exhibit B, Section 13: 60% of funds should be expended by September 30, 2014 .

SECTION 3 - UTILITY ASSISTANCE (HEAP & FAST TRACK)

SECTION 3A - Total HEAP Expenditures by County

Enter the name of each county within your service territory on a separate line	Enter the dollar amount associated with the county	Enter a Percentage % Quarter 1 (1/1/14 - 3/31/14)	Enter a Percentage % Quarter 2 (4/1/14 - 6/30/14)	Enter a Percentage % Quarter 3 (7/1/14-9/30/14)	Enter a Percentage % Quarter 4 (10/1/14 - 1/31/15)	Total Households to be Served per County
Riverside County	\$2,933,574.00	2%	30%	33%	35%	8037.00
TOTAL	\$2,933,574.00	2%	32%	65%	100%	8037.00

** Performance Benchmarks - Per Exhibit B, Section 13: 60% of funds should be expended by September 30, 2014 .*

SECTION 3B - Total Fast Track Expenditures by County

Enter the name of each county within your service territory on a separate line	Enter the dollar amount associated with the county	Enter a Percentage % Quarter 1 (1/1/14 - 3/31/14)	Enter a Percentage % Quarter 2 (4/1/14 - 6/30/14)	Enter a Percentage % Quarter 3 (7/1/14-9/30/14)	Enter a Percentage % Quarter 4 (10/1/14 - 1/31/15)	Total Households to be Served per County
Riverside County	\$1,164,117.00	12%	30%	28%	30%	2785.00
TOTAL	\$1,164,117.00	12%	42%	70%	100%	2785.00

** Performance Benchmarks - Per Exhibit B, Section 13: 60% of funds should be expended by September 30, 2014 .*

Contract Number	Agency Code	CONSIDERATION																NON-CONSIDERATION					Total Allocation	Contract Number
		Wk Includes Outreach & Training	Disadvantaged Adults Outreach & Training	Wk Subtotal PCA 2014 PCA C2111	A16 Subtotal PCA 3234	ECIP/HEAP Intake	ECIP/HEAP Admin	ECIP/HEAP Outreach	ECIP/HEAP Training	ECIP/HEAP WP&O	ECIP HAC	ECIP SWEATS	HEAP WP&O	CORE Automation	Statewide TA/TA	ECIP/HEAP Subtotal PCA 2014 PCA C2111	Total Consideration/Contract	ECIP Fast Track PCA 2014 PCA C2111	HEAP Gas & Elec PCA 2014 PCA C2111	Gas & Elec PCA 2014 PCA C2111	Total Non-Consideration			
14B-5028	66073	1,343,376	850,315	2,203,653	430,158	463,370	266,841	289,697	115,416	93,130	485,647	0	0	0	0	1,694,438	4,326,289	1,164,117	2,933,574	4,097,691	8,425,880	14B-5028		
29		Riverside County - Community Action Partnership of Riverside County																						
29		Sacramento Services Territory - Community Resource Project, Inc.																						
		Sacramento County																						
		Sutter County																						
		Yuba County																						
14B-5029	60017	1,207,110	773,070	1,980,180	346,537	416,363	239,981	260,339	184,068	2,629	1,427,257	0	0	0	2,654,644	4,817,448	848,888	1,907,193	2,754,081	7,571,531	14B-5029			
30		Service Territory Total																						
31		San Benito Co. - Dept. Comm. Serv. & Mkts. Dev. (NON REINVESTIGATION)																						
31		San Bernardino County - B. M. McQuinn Pa. Agency Committee																						
31		San Bernardino County - B. M. McQuinn Pa. Agency Committee																						
31		San Bernardino County - Economic Opportunity Council of San Francisco, Inc.																						
31		San Bernardino County - Economic Opportunity Council of San Francisco, Inc.																						
31		San Joaquin Co. - San Joaquin Co. Dept. of Aging & Community Services																						
31		San Joaquin Co. - San Joaquin Co. Dept. of Aging & Community Services																						
31		San Luis Obispo Co. - Community Action Partnership of San Luis Obispo Co., Inc.																						
31		San Luis Obispo Co. - Community Action Partnership of San Luis Obispo Co., Inc.																						
31		Santa Barbara Co. - Community Action Commission of Santa Barbara Co., Inc.																						
31		Santa Clara County - Sacred Heart Community Service																						
31		Santa Cruz County - Central Coast Energy Services, Inc.																						
31		Monterey County																						
31		Santa Cruz County																						
31		Santa Cruz County																						
31		San Benito County (REINVESTIGATION ONLY)																						
31		San Benito County (REINVESTIGATION ONLY)																						
31		Shasta/Toluna Services Territory - Self-Help Home Improvement Project, Inc.																						
31		Shasta County																						
31		Tehama County																						
31		Service Territory Total																						
40		Siskiyou County - Great Northern Corporation																						
41		Stanislaus County - Central Valley Opportunity Center, Inc.																						
42		Tulare County - Community Services & Employment Training, Inc.																						
43		Ventura Services Territory - Community Action of Ventura County, Inc.																						
43		Los Angeles County - Area A																						
43		Ventura County																						
43		Ventura Services Territory																						
44		ACCESS																						
45		Department of Social Services - Heal & Eat																						
14B-5038	6947	838,807	577,754	1,416,741	203,076	283,399	183,193	177,119	70,817	85,325	341,726	0	0	0	1,121,718	2,867,336	589,942	1,831,024	2,420,836	5,288,172	14B-5038			
39		Shasta/Toluna Services Territory - Self-Help Home Improvement Project, Inc.																						
39		Shasta County																						
39		Tehama County																						
39		Service Territory Total																						
14B-5039	60085	277,559	178,008	455,967	89,004	95,676	55,211	59,823	23,999	240,899	0	0	0	0	716,717	1,261,688	240,867	240,869	461,796	1,743,424	14B-5039			
40		Siskiyou County - Great Northern Corporation																						
41		Stanislaus County - Central Valley Opportunity Center, Inc.																						
42		Tulare County - Community Services & Employment Training, Inc.																						
43		Ventura Services Territory - Community Action of Ventura County, Inc.																						
43		Los Angeles County - Area A																						
43		Ventura County																						
43		Ventura Services Territory																						
44		ACCESS																						
45		Department of Social Services - Heal & Eat																						
TOTALS		24,000,449	15,226,595	39,233,354	7,613,453	8,289,766	4,769,836	5,478,911	2,072,444	3,694,193	11,748,900	0	0	0	30,000	37,071,104	84,667,911	25,432,719	39,503,223	66,395,702	151,063,613			

NOTE: CES is no longer an energy service provider, Los Angeles Area A was divided-up between Maricopa, PACE and Community Action of Ventura County. Maricopa & PACE received approximately \$3.8M & \$2.8M respectively from that service territory.

CONSIDERATION
 EXHIBIT B - ATTACHMENT I

Agency Code	Contract Number	County/Service Territory	Wx Admin Column A Section 10	Total Wx Admin Column B Section 10	Wx Intake Column A Section 20 Line 1	Total Wx Intake Column B Section 20 Line 1	Wx Outreach Column A Section 20 Line 2	Total Wx Outreach Column B Section 20 Line 2	Wx Training Column A Section 20 Line 3	Total Wx Training Column B Section 20 Line 3	Wx Program Column A Section 20 Lines 4-	Total Wx Program Column B Section 20 Lines 4-	Wx Budget Column A Section 30	Total Wx Budget Column B Section 30
60229	14B-5001	Alameda County - Spectrum Community Services, Inc.	52,851	86,144	52,851	86,144	33,031	53,839	33,031	53,839	488,864	796,826	660,628	1,076,792
60001	14B-5002	Amador/Tuolumne Service Territory - Amador-Tuolumne CAA	3,028	4,967	3,028	4,967	1,893	3,105	1,893	3,105	28,013	45,951	37,855	62,098
60005	14B-5003	Calaveras County	4,480	7,349	4,480	7,349	2,600	4,593	2,600	4,593	41,440	67,871	56,000	91,863
		Calaveras County	8,469	13,892	8,469	13,892	5,292	8,691	5,292	8,691	78,330	128,491	105,852	173,640
		Tuolumne County	15,977	26,208	15,977	26,208	9,985	16,379	9,985	16,379	147,783	242,442	199,707	327,601
		Services Territory Total	28,853	47,331	28,853	47,331	18,033	29,582	18,033	29,582	266,368	437,801	360,660	591,632
		3 Butte County - CAA of Butte County, Inc.	3,673	6,121	3,673	6,121	2,295	3,825	2,295	3,825	33,973	56,621	45,909	76,515
		4 Colusa Service Territory - Glenn County Human Resource Agency	5,218	8,697	5,218	8,697	3,261	5,435	3,261	5,435	48,269	80,441	65,227	108,712
		Colusa County	3,677	6,462	3,677	6,462	2,423	4,038	2,423	4,038	35,963	59,772	46,463	80,772
		Glenn County	12,768	21,280	12,768	21,280	7,976	13,298	7,976	13,298	118,105	196,841	159,599	285,999
		Trinity County	44,521	73,033	44,521	73,033	27,826	45,646	27,826	45,646	411,826	675,864	556,520	912,922
60028	14B-5004	Service Territory Total	8,776	14,396	8,776	14,396	5,465	8,998	5,485	8,998	81,173	133,157	109,695	179,945
60019	14B-5005	5 Contra Costa Co. - Contra Costa Employment & Human Services Dep/CBS	349	573	349	573	219	359	219	359	3,227	5,291	4,363	7,157
60072	14B-5006	6 Del Norte County - Redwood CAA (Interim)	24,771	40,634	24,771	40,634	15,482	25,396	15,482	25,396	229,120	375,854	309,626	507,914
		7 El Dorado Service Territory - El Dorado Co. Health & Human Services Agency	25,120	41,207	25,120	41,207	15,701	25,755	15,701	25,755	232,347	381,141	313,969	515,071
		Alpine County	102,721	168,505	102,721	168,505	64,200	105,315	64,200	105,315	950,169	1,536,667	1,284,011	2,106,307
		El Dorado County	21,645	35,507	21,645	35,507	13,529	22,193	13,529	22,193	200,222	328,441	270,570	443,846
60024	14B-5007	Service Territory Total	6,947	10,078	6,947	10,078	3,779	6,289	3,779	6,289	55,936	93,226	75,588	125,960
60027	14B-5008	8 Fresno County - Fresno County Economic Opportunities Commission	27,892	45,585	27,892	45,585	17,308	28,492	17,308	28,492	256,158	421,672	346,158	569,826
		9 Humboldt Service Territory - Redwood CAA	10,214	16,755	10,214	16,755	6,384	10,472	6,384	10,472	84,483	154,992	127,679	209,446
		Modoc Co. (WEATHERIZATION/HALF ASSURANCE 16)	55,961	91,799	55,961	91,799	34,975	57,374	34,975	57,374	517,638	849,130	699,510	1,147,464
		Service Territory Total	66,175	108,554	66,175	108,554	41,359	67,846	41,359	67,846	612,121	1,004,130	827,189	1,355,930
		10 Imperial Service Territory - Campesinos Unidos, Inc.	4,517	7,528	4,517	7,528	2,823	4,705	2,823	4,705	41,782	69,637	56,462	94,103
		Imperial County	5,678	9,463	5,678	9,463	3,549	5,915	3,549	5,915	52,518	87,531	70,972	118,287
		Service Territory - Inyo Mono Advocates for Community Action, Inc.	10,195	16,991	10,195	16,991	6,372	10,620	6,372	10,620	86,308	1,421,100	1,170,684	1,920,404
		San Diego County - Area A	93,854	153,632	93,854	153,632	58,020	96,020	58,020	96,020	117,432	192,638	158,692	260,320
		Service Territory Total	12,695	20,825	12,695	20,825	7,935	13,016	7,935	13,016	117,432	192,638	158,692	260,320
60034	14B-5011	Lake County	12,471	20,457	12,471	20,457	7,794	12,786	7,794	12,786	115,354	189,228	155,884	255,714
60037	14B-5012	Mendocino County	15,058	24,701	15,058	24,701	9,412	15,439	9,412	15,439	139,283	229,483	199,223	308,763
60038	14B-5013	Napa County	6,251	10,254	6,251	10,254	3,907	6,409	3,907	6,409	57,821	94,851	78,137	128,177
		Service Territory Total	16,425	26,944	16,425	26,944	10,265	16,839	10,265	16,839	151,928	249,221	205,308	336,790
		12 Kern County - Community Action Partnership of Kern	26,275	43,102	26,275	43,102	16,422	26,939	16,422	26,939	243,046	398,690	328,440	538,776
		13 Kings County - Kings Community Action Organization, Inc.	13,119	21,520	13,119	21,520	8,189	13,450	8,189	13,450	121,341	199,051	163,977	268,990
		14 Lake Service Territory - North Coast Energy Services	89,599	146,978	89,599	146,978	55,959	91,662	55,959	91,662	828,773	1,359,531	1,119,959	1,837,210
		Service Territory Total	6,780	11,122	6,780	11,122	4,238	6,952	4,238	6,952	62,718	102,881	84,754	139,032
60040	14B-5015	Los Angeles County	0	0	0	0	0	0	0	0	0	0	0	0
60278	14B-5016	0 Area A - Community Enhancement Services	158,591	260,154	158,591	260,154	99,120	162,597	99,120	162,597	1,466,959	2,405,419	1,982,381	3,251,921
60045	14B-5017	16 Area B - Maravilla Foundation	118,109	193,748	118,109	193,748	73,818	121,092	73,818	121,092	1,092,515	1,792,174	1,476,369	2,421,854
60063	14B-5018	17 Area C - Pacific Asian Consortium in Employment	11,415	177,404	11,415	177,404	69,634	110,877	69,634	110,877	1,030,581	1,640,961	1,392,679	2,217,543
60041	14B-5019	18 Area D - Long Beach Community Action Partnership												

State of California
 Department of Community Services and Development
 Total 2014 LIHEAP Allocation
 Exhibits

Agency Code	Contract Number	CONSIDERATION EXHIBIT B - ATTACHMENT I										Total Wx Budget Column B Section 30	
		Wx Admin Column A Section 10	Total Wx Column B Section 10	Wx Intake Column A Section 20	Total Wx Intake Column B Section 20	Wx Outreach Column A Section 20	Total Wx Outreach Column B Section 20	Wx Training Column A Section 20	Total Wx Training Column B Section 20	Wx Program Column A Section 20	Total Wx Program Column B Section 20		Wx Budget Column A Section 30
County/Service Territory													
60044	14B-5020	13,847	22,648	13,847	22,648	6,854	14,155	6,854	14,155	128,076	209,486	173,076	283,092
60046	14B-5021	9,063	14,867	9,063	14,867	5,664	9,292	5,664	9,292	83,833	137,520	119,287	185,038
60048	14B-5022	10,811	6,487	10,811	6,487	4,054	6,757	4,054	6,757	60,000	100,000	81,082	135,136
60049	14B-5023	25,760	42,257	25,760	42,257	16,100	26,411	16,100	26,411	238,295	390,885	322,005	528,221
60083	14B-5024	0	0	0	0	0	0	0	0	0	0	0	0
60085	14B-5026	18,564	27,172	18,564	27,172	10,353	16,983	10,353	16,983	153,224	251,351	207,058	338,661
60082	14B-5025	68,534	112,424	68,534	112,424	42,834	70,265	42,834	70,265	633,940	1,039,923	856,676	1,405,301
60088	14B-5044	19,516	32,014	19,516	32,014	12,197	20,008	12,197	20,008	180,520	296,128	243,946	404,172
		5,969	9,948	5,969	9,948	3,730	6,217	3,730	6,217	55,209	92,015	74,607	124,345
		1,080	1,800	1,080	1,800	675	1,125	675	1,125	9,985	16,642	13,495	22,492
60077	14B-5027	7,049	11,748	7,049	11,748	4,405	7,342	4,405	7,342	65,194	108,697	88,102	146,837
60073	14B-5028	107,470	176,295	107,470	176,295	67,169	110,185	67,169	110,185	994,100	1,630,733	1,343,378	2,203,693
60017	14B-5029	85,522	158,418	85,522	158,418	60,358	99,012	60,358	99,012	893,291	1,465,365	1,207,151	1,980,226
60078	14B-5030	107,075	175,647	107,075	175,647	66,922	109,779	66,922	109,779	990,437	1,624,726	1,338,431	2,195,578
60050	14B-5032	28,743	43,617	28,743	43,617	16,714	27,260	16,714	27,260	247,369	403,454	334,283	545,208
60079	14B-5033	35,538	51,462	35,538	51,462	22,212	32,177	22,212	32,177	328,735	478,220	444,233	645,538
60204	14B-5034	49,138	80,607	49,138	80,607	30,712	50,380	30,712	50,380	454,533	745,621	614,233	1,007,595
60080	14B-5035	13,369	21,931	13,369	21,931	8,356	13,707	8,356	13,707	123,667	202,865	167,117	274,141
60082	14B-5036	21,756	35,688	21,756	35,688	13,598	22,306	13,598	22,306	201,234	330,109	271,942	446,097
60435	14B-5037	52,349	85,874	52,349	85,874	32,719	53,672	32,719	53,672	484,224	794,328	654,360	1,073,420
		27,705	45,448	27,705	45,448	17,316	28,405	17,316	28,405	256,273	420,393	346,315	568,099
		21,450	35,186	21,450	35,186	13,406	21,991	13,406	21,991	198,405	325,468	268,117	439,822
		16,573	27,186	16,573	27,186	10,356	16,991	10,356	16,991	153,290	251,481	207,152	339,815
		6,192	10,320	6,192	10,320	3,870	6,450	3,870	6,450	57,279	95,465	77,403	128,005
60407	14B-5038	71,920	118,140	71,920	118,140	44,950	73,837	44,950	73,837	685,747	1,092,787	896,987	1,478,741
		22,237	36,478	22,237	36,478	13,896	22,796	13,896	22,796	205,099	337,415	277,959	455,967
		9,452	15,506	9,452	15,506	5,908	9,692	5,908	9,692	87,139	143,433	118,159	193,829
60085	14B-5039	31,659	51,984	31,659	51,984	19,806	32,490	19,806	32,490	293,128	480,848	396,118	648,785
60029	14B-5040	15,957	25,176	15,957	25,176	9,974	16,361	9,974	16,361	147,606	242,136	199,468	327,210
60014	14B-5041	42,728	70,091	42,728	70,091	26,705	43,807	26,705	43,807	395,228	648,338	534,084	876,134
60018	14B-5042	59,163	97,052	59,163	97,052	36,977	60,656	36,977	60,656	547,263	897,735	739,543	1,213,155
		8,491	13,929	8,491	13,929	5,307	8,706	5,307	8,706	76,550	128,853	105,146	174,123
		27,249	44,659	27,249	44,659	17,031	27,938	17,031	27,938	252,051	413,468	340,611	556,742
60096	14B-5043	35,740	58,628	35,740	58,628	22,338	36,644	22,338	36,644	330,501	542,321	446,757	732,865
TOTALS		1,920,519	3,138,658	1,920,519	3,138,658	1,200,328	1,901,674	1,200,328	1,901,674	17,764,755	29,032,670	24,006,449	39,233,354

State of California
 Department of Community Services and Development
 Total 2014 LIHEAP Allocation
 Exhibits

Agency Code	CONSIDERATION										NON-CONSIDERATION			TOTAL FUNDS Exhibit B	Contract Number	
	EXHIBIT B - ATTACHMENT II										EXHIBIT B - ATTACHMENT III					
	Assurance Section 10 Line 1	A16 & Admin Section 20	ECIP/HEAP Intake Section 30 Line 1	ECIP/HEAP Outreach Section 40 Line 1	ECIP/HEAP Training Section 50 Line 1	ECIP/HEAP EHCS Section 60 Lines 1-5	ECIP WP&O Section 60 Line 6	ECIP SWEATS Section 60 Line 7	HEAP WP&O Section 60 Line 8	Automation Supplemental (CORE) Section 60 Line 14	Subtotal ECIP/HEAP Program Budget Section 60	Total Budget Section 70	Fast Track ECIP	HEAP Gas & Elec		
60044	55,007	34,336	59,752	37,345	14,930	24,021	0	0	24,021	0	48,042	249,220	240,211	312,274	1,084,997	14B-5020
60046	36,275	22,502	39,076	24,423	9,789	3,927	23,561	0	15,708	0	43,186	175,241	247,389	102,097	710,565	14B-5021
60048	27,027	16,216	27,834	17,398	6,959	6,345	103,015	0	72,787	0	184,147	279,578	45,022	49,950	2,019,693	14B
60049	103,108	63,962	111,069	59,418	27,787	88,292	11,162	0	27,787	0	111,166	488,940	837,110	167,022	3,366,377	14B-504
60063	12,598	14,548	25,948	16,217	6,487	0	15,635	0	109,443	0	125,076	200,976	259,377	259,378	1,298,721	14B-5026
60068	66,301	41,129	71,421	44,638	17,855	128,189	35,866	0	35,866	0	593,889	1,187,778	1,187,777	304,407	5,373,271	14B-5025
60082	274,313	170,165	295,492	184,683	73,873	152,203	42,278	0	42,278	0	238,759	521,099	304,407	304,407	1,530,085	14B-5014
60068	78,113	48,456	84,144	52,591	21,036	0	0	0	0	0	0	0	0	469,351	84,898	
60067	29,397	17,919	30,244	18,902	7,551	35,493	0	0	227,769	0	267,272	370,655	12,149	3,722	554,249	14B-5027
60073	430,158	266,841	463,370	293,607	115,643	465,647	93,130	0	0	0	555,777	2,124,586	1,164,117	2,893,574	8,425,990	14B-5028
60077	325,871	202,149	351,032	219,384	87,758	1,203,251	2,469	0	0	0	1,205,720	2,391,824	713,979	1,607,862	6,383,198	
60078	28,830	17,884	31,057	19,411	7,764	106,453	219	0	0	0	106,672	211,618	63,166	142,248	564,731	
60050	31,836	19,748	34,294	21,434	8,574	117,553	241	0	0	0	117,794	233,680	69,753	157,082	623,610	
60079	385,537	239,781	416,383	260,239	104,086	1,427,257	2,929	0	0	0	1,430,186	2,837,222	846,898	1,907,193	7,571,538	14B-5029
60077	25,801	15,481	26,571	16,607	6,643	6,671	0	0	6,671	0	13,342	104,445	130,076	133,418	357,939	14B-5000
60078	498,574	265,857	461,664	288,540	115,416	371,146	0	0	231,966	0	603,112	2,163,163	2,226,875	1,808,338	8,394,952	14B-5031
60050	105,462	66,235	115,502	72,189	28,875	174,147	0	0	0	0	174,147	562,410	349,294	638,538	2,094,450	14B-5032
60079	99,651	83,807	156,577	99,111	39,644	80,054	0	0	0	0	80,054	560,844	480,325	1,040,703	2,725,410	14B-5033
60204	196,681	122,008	221,867	132,417	52,967	10,645	10,645	0	10,645	0	31,935	747,875	702,596	1,394,545	3,652,611	14B-5034
60080	53,512	33,195	57,644	36,027	14,411	196,952	23,171	0	0	0	220,123	414,912	173,780	185,366	1,048,199	14B-5035
60082	87,077	54,016	93,801	58,628	23,450	513,726	2,355	0	2,355	0	518,438	835,408	94,284	329,916	1,705,685	14B-5036
60435	209,530	129,978	225,708	141,068	56,427	68,045	0	0	22,882	0	90,727	853,438	317,544	1,859,900	4,104,302	14B-5037
60435	110,882	68,790	119,455	74,659	29,863	144,049	36,013	0	0	0	180,062	583,721	240,082	780,267	2,172,169	
60435	85,653	53,257	62,482	57,801	23,121	111,522	27,881	0	0	0	139,403	451,917	185,872	604,080	1,681,691	
60435	85,331	41,146	71,453	44,658	17,863	86,165	21,541	0	0	0	107,706	349,157	143,608	466,727	1,299,307	
60407	283,078	163,193	283,390	177,118	70,847	341,736	85,435	0	0	0	427,171	1,384,795	565,582	1,851,074	5,262,172	14B-5038
60085	89,004	55,211	95,876	59,923	23,969	240,869	240,869	0	0	0	481,738	805,721	240,867	240,869	1,743,424	
60029	126,839	78,681	136,632	85,366	34,158	343,261	343,261	0	0	0	666,522	1,148,228	343,260	343,261	2,484,545	14B-5039
60014	171,020	106,089	184,225	115,140	48,055	74,052	3,702	0	0	0	241,992	474,489	138,282	311,133	1,251,114	14B-5040
60018	236,806	146,898	255,090	159,432	63,772	333,246	0	0	51,268	0	384,514	1,246,512	281,978	1,896,938	3,349,962	14B-5041
60096	33,989	21,085	36,613	22,883	9,154	62,548	3,679	0	0	0	69,006	193,630	220,766	77,265	665,774	
60096	109,066	67,858	117,486	73,429	29,372	200,708	11,807	0	11,807	0	224,322	621,333	708,389	247,934	2,136,369	
60096	143,055	88,743	154,039	96,312	38,528	263,256	15,486	0	15,486	0	294,228	814,963	925,136	325,199	2,802,163	14B-5043
TOTALS	7,613,453	4,760,836	6,289,766	5,181,106	2,072,444	11,745,090	2,684,193	0	2,482,904	0	16,922,187	44,839,792	20,492,479	39,900,223	150,468,848	