

**SUBMITTAL TO THE BOARD OF SUPERVISORS
COUNTY OF RIVERSIDE, STATE OF CALIFORNIA**



#2475

FROM: Sheriff's Department

SUBMITTAL DATE:
9/15/16

SUBJECT: Acceptance of a Grant Award from the California Office of Traffic Safety, All Districts.
[\$1,070,000 – 100% Federal Funding]

RECOMMENDED MOTION: That the Board of Supervisors:

1. Approve the grant Agreement with the California Office of Traffic Safety, accepting funds totaling \$1,070,000 and authorize the Sheriff, or his designee to execute the Agreement on behalf of the County;
2. Authorize the Sheriff, or designee to administer the grant projects, sign claims for reimbursements, progress reports, future amendments and/or modifications not increasing the award by more than 20% on behalf of the County; and
3. Approve and direct the Auditor-Controller to make the budget adjustments on the attached Schedule A.

BACKGROUND:

Summary
(Continued on Page 2)
BR 17-027

[Signature]
Stanley L. Sniff
Sheriff-PA-Coroner
Will Taylor, Dir. of Administration

| FINANCIAL DATA | Current Fiscal Year: | Next Fiscal Year: | Total Cost: | Ongoing Cost: | POLICY/CONSENT (per Exec. Office) |
|------------------------|----------------------|-------------------|--------------|---------------|---|
| COST | \$ 809,421 | \$ 260,579 | \$ 1,070,000 | \$ 0 | Consent <input type="checkbox"/> Policy <input checked="" type="checkbox"/> |
| NET COUNTY COST | \$ 0 | \$ 0 | \$ 0 | \$ 0 | |

| | |
|--|---------------------------------------|
| SOURCE OF FUNDS: 100% Federal Funding | Budget Adjustment: Yes |
| | For Fiscal Year: 16/17 – 17/18 |

C.E.O. RECOMMENDATION:

County Executive Office Signature

MINUTES OF THE BOARD OF SUPERVISORS

On motion of Supervisor Tavaglione, seconded by Supervisor Jeffries and duly carried by unanimous vote, IT WAS ORDERED that the above matter is approved as recommended.

Ayes: Jeffries, Tavaglione, Washington, Benoit and Ashley
Nays: None
Absent: None
Date: October 4, 2016
xc: Sheriff, Auditor

Kecia Harper-Ihem
Clerk of the Board
By: *[Signature]*
Deputy

Prev. Agn. Ref.: 09/22/15 3-24 | **District:** All | **Agenda Number:**

MT 2475

FORM APPROVED COUNTY COUNSEL
DATE: 9/19/16
BY: GREGORY P. PRIAMOS

FISCAL PROCEDURES APPROVED
PAUL ANGULO, CPA, AUDITOR-CONTROLLER
BY: Susana Garcia-Bocanegra
DATE: 9/22/16

Departmental Concurrence

A-30 Positions Added
 Change Order
 4/5 Vote

SUBMITTAL TO THE BOARD OF SUPERVISORS, COUNTY OF RIVERSIDE, STATE OF CALIFORNIA

FORM 11: Acceptance of a Grant Award from the California Office of Traffic Safety, All Districts.

[\$1,070,000 – 100% Federal Funding]

DATE: 9/15/16

PAGE: 2 of 3 (BR 17-027)

BACKGROUND:

Summary (continued)

The California Office of Traffic Safety's (OTS) mission is to effectively administer traffic safety grants to reduce traffic deaths, injuries and economic losses. Annually, as required by Section 2900 of the State Vehicle Code, OTS develops a plan to reduce traffic collisions, known as the Highway Safety Plan. This plan serves as California's application to the National Highway Traffic Safety Administration (NHTSA) for federal funds available to states.

In 2013, OTS, per a NHTSA directive, informed the Sheriff's Department that it would no longer award grants directly to the contract cities. Sheriff's Grants staff will administer the grant projects. Since NHTSA will only reimburse for actual overtime worked, as identified by employee name, the Sheriff's Department will submit claims for the County for grant reimbursements.

In response to the County's application for grant year 16-17, the California Office of Traffic Safety awarded the Sheriff's Department \$1,070,000. With Board approval, the Sheriff's Department will handle the administration of the California Office of Traffic Safety Selective Traffic Enforcement Program (STEP) grant awarded to the 11 contracted cities totaling \$1,070,000. The grant will fund two full-time positions within the Sheriff's Grants Unit to administer the grant. Funded OTS STEP grant operations may include: DUI checkpoints, DUI saturation patrols; patrols focusing on pedestrian safety, traffic enforcement, distracted driving, seat belt enforcement, and special enforcement operations encouraging motorcycle safety. Additional grant funded operations may also include: warrant service operations, stakeout operations, a "HOT Sheet" program, educational presentations, and court stings.

Schedule A details budget adjustments in the amount of \$809,421. The grant project term is from October 1, 2016 to September 30, 2017. County Counsel has approved the OTS STEP grant agreement as to form. Exhibit A, Certifications and Assurances, will be attached to the agreement when it has been approved by OTS, the granting agency.

Impact on Citizens and Businesses

These grant projects, through focused enforcement activities, help to reduce highway deaths, injuries and economic losses. The Sheriff's Department does not in any way want these crucial traffic safety efforts to be curtailed.

Attachment(s)

1. Grant Agreement

SUBMITTAL TO THE BOARD OF SUPERVISORS, COUNTY OF RIVERSIDE, STATE OF CALIFORNIA
FORM 11: Acceptance of a Grant Award from the California Office of Traffic Safety, All Districts.

[\$1,070,000 – 100% Federal Funding]

DATE: 9/15/16

PAGE: 3 of 3 (BR 17-027)

2475

Schedule A

Administrative Operations

Increase Appropriations:

| | | |
|-------------------------|------------------------------|------------------|
| 10000-2500200000-510040 | Regular Salaries | 107,719 |
| 10000-2500200000-518100 | Budgeted Benefits | 50,058 |
| 10000-2500200000-523700 | Office Supplies | 1,268 |
| 10000-2500200000-528140 | Conference/Registration Fees | 300 |
| | TOTAL | \$159,345 |

Field Operations




Increase Appropriations:

| | | |
|-------------------------|---|------------------|
| 10000-2500300000-510420 | Overtime | 575,627 |
| 10000-2500300000-518080 | Other Budgeted Benefits | 31,632 |
| 10000-2500300000-523700 | Office Supplies | 1,521 |
| 10000-2500300000-526910 | Field Equipment-Non Assets | 30,374 |
| 10000-2500300000-528140 | Conference/Registration Fees | 1,500 |
| 10000-2500300000-528960 | Lodging | 4,000 |
| 10000-2500300000-528980 | Meals | 4,422 |
| 10000-2500300000-529040 | Private Mileage Reimbursement | 1,000 |
| | TOTAL | \$650,076 |
| | TOTAL (Administrative & Field) | \$809,421 |

Increase Estimated Revenues:

| | | |
|-------------------------|--------------------|------------------|
| 10000-2500200000-767450 | Federal-OTS Grants | \$159,345 |
| 10000-2500300000-767450 | Federal-OTS Grants | \$650,076 |
| | TOTAL | \$809,421 |

MT 2475

| | |
|---|---|
| 1. GRANT TITLE SELECTIVE TRAFFIC ENFORCEMENT PROGRAM (STEP) | |
| 2. NAME OF AGENCY COUNTY OF RIVERSIDE | 4. GRANT PERIOD From: 10/1/16 To: 9/30/17 |
| 3. AGENCY UNIT TO ADMINISTER GRANT RIVERSIDE COUNTY SHERIFF'S DEPARTMENT | |
| 5. GRANT DESCRIPTION Best practice strategies will be conducted to reduce the number of persons killed and injured in traffic collisions involving impairment and other primary collision factors. The funded strategies may include enforcement operations focusing on impaired driving, distracted driving, nighttime seat belt use, motorcycle safety, and pedestrian and bicycle safety. Operations are conducted in areas with disproportionate numbers of traffic collisions. Other funded strategies may include public awareness, educational programs and training for law enforcement. | |
| 6. FEDERAL FUNDS ALLOCATED UNDER THIS AGREEMENT SHALL NOT EXCEED: \$ 1,070,000.00 | |
| 7. TERMS AND CONDITIONS: The parties agree to comply with the terms and conditions of the following which are by this reference made a part of the Agreement: <ul style="list-style-type: none">Schedule A (OTS-38b) – Problem Statement, Goals and Objectives and Method of ProcedureSchedule B (OTS-38d) – Detailed Budget Estimate and Sub-Budget Estimate (if applicable)Schedule B-1 (OTS-38f) – Budget Narrative and Sub-Budget Narrative (if applicable)Exhibit A – Certifications and AssurancesExhibit B* - OTS Grant Program Manual *Items shown with an asterisk (*), are hereby incorporated by reference and made a part of this agreement as if attached hereto. These documents can be viewed at the OTS home web page under Grants: www.ots.ca.gov . We, the officials named below, hereby swear under penalty of perjury under the laws of the State of California that we are duly authorized to legally bind the Grant recipient to the above described Grant terms and conditions. IN WITNESS WHEREOF, this Agreement has been executed by the parties hereto. | |
| 8. APPROVAL SIGNATURES A. GRANT DIRECTOR NAME: Joann Roberts PHONE: 951 955-2718 TITLE: Grant Manager FAX: 951 955-2171 ADDRESS: 4095 Lemon Street, 1st Floor Riverside, CA 92501-3600 E-MAIL: jgroberts@riversidesheriff.org  (Signature) <u>9/20/16</u> (Date) | B. AUTHORIZING OFFICIAL OF AGENCY NAME: Stan Sniff PHONE: 951 955-2400 TITLE: Sheriff-Coroner-PA FAX: 951 955-2428 ADDRESS: 4095 Lemon Street, 2nd Floor Riverside, CA 92501-3600 E-MAIL: ssniff@riversidesheriff.org  (Signature) <u>10/5/2016</u> (Date) |
| C. FISCAL OR ACCOUNTING OFFICIAL NAME: Antonio Saldana PHONE: 951 955-2709 TITLE: Finance Director FAX: 951 955-2720 ADDRESS: 4095 Lemon Street, 3rd Floor Riverside, CA 92501-3600 E-MAIL: asalana@riversidesheriff.org  (Signature) <u>9/26/16</u> (Date) | D. OFFICE AUTHORIZED TO RECEIVE PAYMENTS NAME: Sheriff's Accounting Receivables, 3 rd Floor ADDRESS: PO Box 512 Riverside, CA 92501-0512 |
| 9. DUNS NUMBER DUNS #: 60-241-0888 REGISTERED ADDRESS & ZIP: 4095 Lemon Street, 2nd Floor Riverside, CA 92501-3600 | |

FORM APPROVED COUNTY COUNCIL
BY:  DATE

MT 2475
2016-10-133280 October 4, 2016 3-13

EFFECTIVE DATE OF AGREEMENT: 10/1/2016 GRANTEE COUNTY OF RIVERSIDE GRANT NO. PT17102

| | | | | | | | | |
|-----------------------------|-----------------------|-----------------------|----------------|-------------------------------------|-------------|--|-------|--|
| 10. Fin Action No. <u>1</u> | Date: <u>9/8/2016</u> | 12. TYPE OF AGREEMENT | Initial | <input checked="" type="checkbox"/> | Revision | | Cont. | |
| Revision No. | Date: | PAID MEDIA | PROGRAM INCOME | TASK NO. | F.F.Y. | | | |
| | | | | <u>2</u> | <u>2017</u> | | | |

11. Action Taken

Initial approval of 2017 HSP funds obligated.



| 13. FUNDING DISPOSITION & STATUS | |
|----------------------------------|---------------------|
| Fiscal Year | Amount |
| <u>2016-17</u> | <u>1,070,000.00</u> |
| <u>2015-16</u> | |
| <u>2014-15</u> | |
| <u>2013-14</u> | |
| Total | <u>1,070,000.00</u> |
| Obligated This Action | 1,070,000.00 |
| Previously Obligated | 0.00 |
| Total Amount Obligated | <u>1,070,000.00</u> |
| TOTAL FUNDS PROGRAMMED | <u>1,070,000.00</u> |

14. FUNDING DETAIL - FISCAL YEAR GRANT PERIOD ENDING: 9/30/2017

| FUND | CFDA | ITEM/APPROPRIATION | F.Y. | CHAPTER | STATUTE | PROJECTED EXPENDITURES |
|-------|--------|-----------------------|------|---------|---------|------------------------|
| 164AL | 20.608 | 0521-0890-101 (10/15) | 2015 | 10/15 | 2015 | \$ 302,500.00 |
| 402PT | 20.600 | 0521-0890-101 (10/15) | 2015 | 10/15 | 2015 | \$ 232,500.00 |
| 164AL | 20.608 | 0521-0890-101 (23/16) | 2016 | 23/16 | 2016 | \$ 302,500.00 |
| 402PT | 20.600 | 0521-0890-002 (23/16) | 2016 | 23/16 | 2016 | \$ 232,500.00 |
| - | - | - | - | - | - | \$ - |
| - | - | - | - | - | - | \$ - |
| - | - | - | - | - | - | \$ - |
| - | - | - | - | - | - | \$ - |

TOTAL FEDERAL FUNDS: \$ 1,070,000.00

15. GRANT APPROVAL & AUTHORIZATION TO EXPEND OBLIGATED FUNDS

| A. APPROVAL RECOMMENDED BY | B. AGREEMENT & FUNDING AUTHORIZED BY |
|--|---|
| <p>NAME: JULIE SCHILLING TITLE: Program Coordinator PHONE: (916) 509-3018 E-MAIL: julie.schilling@ots.ca.gov Office of Traffic Safety 2208 Kausen Drive, Suite 300 Elk Grove, CA 95758</p> <p>Signature <u></u></p> | <p>NAME: RHONDA L. CRAFT TITLE: Director Office of Traffic Safety 2208 Kausen Drive, Suite 300 Elk Grove, CA 95758</p> <p>Signature <u></u></p> |

**GRANTS MADE EASY - STEP
SCHEDULE A
GRANT DESCRIPTION
GRANT NO. PT17102**

PAGE 1

1. PROBLEM STATEMENT

Fatal driving under the influence (DUI) collisions reveals that DUI incidents are typically at their highest during the winter holiday period (Christmas and New Year's), the end of summer vacation/Labor Day period, and also Memorial Day and Independence Day weekends. Other times with high incidence of DUI crimes and collisions include Halloween, Super Bowl Sunday, Cinco de Mayo and local festivals/events with identified DUI problems.

Significant progress has been made in reducing the frequency of fatal DUI collisions when law enforcement agencies coordinate awareness campaigns and enforcement efforts with local, regional, and national efforts. Nationwide, traffic deaths have declined dramatically; however, DUI deaths have not dropped at the same rate which indicates the need to continue to coordinate efforts between law enforcement, community-based organizations, and media outreach.

In order to reduce the incidence of DUI-related traffic collisions, each city that will receive grant funding has outlined the primary traffic problems facing their community.

Coachella

DUI-related traffic collisions are an epidemic plaguing the city of Coachella. According to our Crossroads Collision Data system, from 2012 – 2014, the Coachella Police Department investigated approximately 244 injury-related traffic collisions, resulting in 355 injuries. Of those injuries, 16 resulted in fatalities. Preliminary statistics for 2015 alone revealed 175 injury-related traffic collisions, resulting in 214 injuries, an increase of 275% from 2014.

The top three primary collision factors in the calendar year of 2014 were unsafe speed, improper turning, and unknown cause. Unknown cause collisions occur when there is not enough evidence or witness statements to confirm the direct cause of the collision. These three collision factor categories were determined to be the primary collision factor for nearly 50% of the 175 reported injury-related collisions that occurred during the calendar year of 2014. These collision factors are commonly associated with distracted drivers which is believed to be an associated factor in many of these collisions. Distracted driving continues to be an ongoing problem in the City of Coachella.

The city of Coachella measures approximately 32 square miles and is home to approximately 42,784 permanent residents. The city is rich in family culture and tradition. DUI-related, injury collisions and fatalities tear at the very fabric holding this community together. This grant will equip the Coachella Police Department with tools and resources necessary to combat this epidemic while serving as a deterrent effect to impaired driving. More importantly, this grant will educate motorists and increase public awareness regarding the ills of unsafe and impaired driving.

GRANTS MADE EASY - STEP
SCHEDULE A
GRANT DESCRIPTION
GRANT NO. PT17102

PAGE 2

Eastvale

The City of Eastvale contracts with the Riverside County Sheriff's Department for law enforcement services. The staff assigned and deployed to the Eastvale Police Department includes 1 Captain, 1 Lieutenant, 3 sergeants, and 15 Officers. Traffic Enforcement is delegated to the Eastvale Traffic Team. The staff assigned to the traffic team includes 1 Lieutenant, 1 Sergeant, 2 Officers, 1 Motor Officer, and 2 Community Service Officers.

The City of Eastvale incorporated on October 1, 2010. Prior to the Eastvale Police Department, traffic services were provided by the California Highway Patrol.

Over the past 3 years, Eastvale has seen a steady growth in traffic collisions. A majority of the city is residential. From 2012 to 2015, the traffic collisions in the city has been increasing every year during the daytime and nighttime hours.

This grant will enable the city of Eastvale to educate officers in DUI investigations, allowing for increased DUI arrests and lowering DUI related traffic collisions. It will support the city's efforts to reduce the DUI driving and traffic collisions and increase community awareness through the use of DUI checkpoints and other grant related activities.

From October 1, 2014, to September 31, 2015, the Eastvale Traffic Team investigated over 500 traffic collisions including 2 fatal traffic collisions. There is documented statistics showing traffic collisions are reduced when officers write moving violation traffic citations. The Eastvale Station will use grant funds to conduct speed enforcement operations, which in turn will reduce the amount of traffic collisions, injuries, and deaths.

Jurupa Valley

The City of Jurupa Valley contracts with the Riverside County Sheriff's Department for law enforcement services. The staff assigned and deployed to the Jurupa Valley Police Department includes 1 Captain, 1 Lieutenant, 7 sergeants, 166 Officers, and 2 Community Service Officers. Traffic Enforcement is delegated to the Jurupa Valley Traffic Team. The staff assigned to the Traffic Team includes 1 Lieutenant, 2 Sergeants, 5 Officers, 1 commercial officer, and 2 Community Service Officers.

The City of Jurupa Valley incorporated on October 1, 2010. Staffing levels for the Traffic Team has grown by 2 Deputies since inception. Prior to the Jurupa Valley Police Department, traffic services were provided by the California Highway Patrol.

Over the past 3 years, Jurupa Valley has seen a steady growth in traffic collisions. A majority of the city is residential. From 2012 to 2015, the traffic collisions in the city have been increasing every year during the daytime and nighttime hours.

GRANTS MADE EASY - STEP
SCHEDULE A
GRANT DESCRIPTION
GRANT NO. PT17102

PAGE 3

This grant will enable the city of Jurupa Valley to educate officers in DUI investigations, allowing for increased DUI arrests and lowering DUI related traffic collisions. It will support the city's efforts to reduce the DUI driving and traffic collisions and increase community awareness through the use of DUI checkpoints and other grant related activities.

From October 1, 2014, to September 31, 2015, the city of Jurupa valley has seen an increase in car clubs that are meeting in the city to participate in illegal activity such as street racing and reckless driving. This type of activity is a danger to other motorists and increases the amount of traffic collisions. During this time frame, there were 681 calls for service related to street racing and reckless driving. A third of these calls for service generated a written collision or vandalism report. The average time it takes to investigate street racing activity is a minimum of 30 minutes, for a total of 340 man-hours. The Jurupa Valley Station will use grant funds to conduct operations targeting illegal street racing and reckless driving. This will reduce the amount of collisions, injuries, and officer's time investigating this activity.

From October 1, 2014, to September 31, 2015, the Jurupa Valley Station investigated 2,072 traffic collisions including 17 fatal traffic collisions. There is documented statistics showing traffic collisions are reduced when officers write moving violation traffic citations. The Jurupa Valley Station will use grant funds to conduct speed enforcement operations, which in turn will reduce the amount of traffic collisions, injuries, and deaths.

Lake Elsinore

The Lake Elsinore Police Department serves a community of over 60,000 residences and is a major thoroughfare for Riverside County with Interstate 15 passing through the city. State Highway 74 and Railroad Canyon road provide a main artery for residents of Canyon Lake, Menifee, Perris and several unincorporated areas to Interstate 15. Highway 74 (Ortega Highway) provides a direct route into Orange County and is a major weekend hot spot for motorcycle enthusiasts. Officers will target the major thoroughfare locations with directed, speed, DUI, motorcycle safety, and other hazardous driving enforcement.

Lake Elsinore hosts a minor league baseball team, whose season runs from May-September. On Thursday's they sell beer for \$1 per drink, calling it "Thirsty Thursday." Approximately 3,000 – 5,000 spectators attend each Thirsty Thursday. A Know Your Limit Campaign will be highly publicized at two games each month and has the potential to reach thousands of residents each night.

The city continues to experience a high level of suspended and unlicensed drivers, as well as DUI. In 2014, the city of Lake Elsinore had 3 fatal traffic collisions, 1 of which was related to alcohol, and 98 injury traffic collisions, of which 26 were alcohol-related resulting in 46 people injured. This is still an unacceptable level of alcohol-related collisions, deaths, and injuries for a city of just over 60,000 residents. Additionally, the city has experienced a level of unlicensed and suspended drivers that is staggering. Of the 3,637 citations issued, collisions, and arrests in the city, 1,472 of them were for either unlicensed or suspended drivers constituting 40% of all citations written.

**GRANTS MADE EASY - STEP
SCHEDULE A
GRANT DESCRIPTION
GRANT NO. PT17102**

PAGE 4

Menifee

Menifee measures approximately 50 square miles, and is home to 86,292 people. According to local collision data, the Menifee Police Department wrote 1,855 collision reports from January 1, 2012, to December 31, 2014. This equates to more than 31 written collision reports each month. Fourteen people were killed and 623 others were injured in these collisions. Alcohol or drug use was a factor in 51 collisions, and 53 of these collisions involved pedestrians or bicyclists resulting in 45 injuries. During this time, officers of the Menifee Police Department arrested 422 drivers for driving while impaired by alcohol or drugs. This is an average of 11 per month.

The top three primary collision factors were unsafe speed, improper turning movements, and right of way violations. These three collision factor categories were determined to be the primary collision factor in 782 of the 1,479 collisions in which written reports were generated. These collision factors are commonly associated with distracted drivers, and distracted driving is believed to be an associated factor in many of these collisions. Menifee Police Officers have written 552 distracted driving citations since January 2014.

Moreno Valley

The City of Moreno Valley contracts with the Riverside County Sheriff's Department for police services within its jurisdictional boundaries. Part of this contract includes a full service traffic division consisting of one Lieutenant, two Sergeants, 9 Sworn Motor Officers, 6 Sworn Accident Investigators, 4 Community Service Officers, and one Office Assistant. Eight members of the team have completed Traffic Collision Reconstruction training and seven are certified as Drug Recognition Experts.

During the Federal Fiscal Year, October 1, 2014, to September 30, 2015, our city had a total of 660 injury/fatal traffic collisions, resulting in 9 fatalities, and 5 of those fatalities were a result of driving under the influence.

During the Federal Fiscal Year, October 1, 2014, to September 30, 2015, deputies in the Moreno Valley Police Department arrested 466 individuals for driving under the influence. Of those 466 DUI arrests, 148 (32%) were the result of a collision where the primary collision factor was driving under the influence.

The City of Moreno Valley's Traffic Division actively participates in the AVOID DUI Campaigns conducting DUI/Driver's License Checkpoints and Saturation Patrols. Currently, the Moreno Valley Police Department has 188 sworn personnel. All of the sworn deputies in the Traffic Division have attended the NHTSA Standardized Field Sobriety Test Training (SFST), the Advanced Roadside Impaired Driving Enforcement Training (ARIDE), and the Cavanaugh & Associates DUI Training. We are in the process of sending patrol deputies to these classes.

The Moreno Valley Police Department also actively participates in the "Click It or Ticket" occupant restraint campaign and the statewide "Distracted Driving" campaign.

GRANTS MADE EASY - STEP
SCHEDULE A
GRANT DESCRIPTION
GRANT NO. PT17102

PAGE 5

Palm Desert

Palm Desert, measuring 27.1 square miles, is home to 50,417 permanent residents and an additional 32,000 seasonal residents. According to our local records, the Palm Desert Police Department handled 1,547 traffic collisions from January 1, 2014, to December 31, 2014. This is an average of more than 128 traffic collisions every month. Alcohol impairment was involved in 68 of these traffic collisions, and drug impairment was involved in 13 collisions. Alcohol and drug impairment was a factor in more than 5% of the traffic collisions, and alcohol was a factor in 67% of the city's fatal traffic collisions. During this time, officers of the Palm Desert Police Department arrested 208 drivers for driving while impaired by alcohol or drugs. Furthermore, Palm Desert has 224 active retail liquor licenses, and 15 non-retail liquor licenses issued for various establishments.

The top three primary collision factors of 2014 were unsafe speed, automobile right-of-way, and traffic signs and signals. These collision factors are commonly associated with distracted drivers and distracted driving which is believed to be an associated factor in many of these collisions. As of November 2015, the city of Palm Desert has had three fatal traffic collisions, two of them involved bicyclists with at-fault motor vehicle drivers. There have also been 15 non-fatal injury traffic collisions involving bicyclists and 11 non-fatal injury traffic collisions involving pedestrians as of November 2015. Bicyclists and pedestrians have been represented in high numbers from traffic collisions in Palm Desert, and its surrounding cities.

Perris

Perris measures 31.5 square miles, and is home to 72,326 people. According to local collision data, the Perris Police Department received 3,545 traffic collision calls for service and wrote 2,004 collision reports from January 1, 2012, to December 31, 2014. This equates to more than 55 written collision reports each month. Twelve people were killed and 469 others were injured in these collisions. Alcohol or drug use was a factor in 63 collisions during this time period.

From January 1, 2014, through December 31, 2014, officers made 112 DUI arrests. During that same time, there were 18 injury collisions that involved pedestrians resulting in one fatality. Injury collisions during 2014 also included 18 injury collisions involving bicycles and 10 involving motorcycles.

The top three primary collision factors were unsafe speed, improper turning movements, and right-of-way violations. These three collision factor categories were determined to be the primary collision factor in 366 collisions. As a result, 113 of these collisions involved injuries. The data was obtained using the Crossroads database, but it is believed to be significantly below the actual figures, as not all employees use the database.

The city of Perris has become a meeting place for street racers. We have regular complaints from the public regarding the nuisance of the racers. The local Food 4 Less has become a staging place for the vehicles on Friday and Saturday nights. After choosing a place to race, the audience videos the races and post them on You Tube.

**GRANTS MADE EASY - STEP
SCHEDULE A
GRANT DESCRIPTION
GRANT NO. PT17102**

PAGE 6

The Perris Traffic Team issued 4,991 electronic citations for hazardous driving, unlicensed/suspended drivers, and warrants.

Rancho Mirage

Rancho Mirage measures 25 square miles and is home to about 17,889 permanent residents and about 6,000 seasonal residents. According to our Crossroads Collision Data system, the Rancho Mirage Police Department wrote 696 collision reports from January 1, 2013, to December 9, 2015. In these collisions, 11 people were killed and 208 were injured. Impaired driving (DUI alcohol and/or drugs) was the primary collision factor in more than 7% (51) of those collisions. Furthermore, the city of Rancho Mirage currently has 74 liquor licenses issued for various establishments in the city.

The top three primary collision factors in the calendar year of 2014 were unsafe speed, traffic signals and signs, and auto right of way violations. These three collision factor categories were determined to be the primary collision factors in 123 of the 265 collisions that occurred during the calendar year. Unsafe speed accounted for 68 of the collisions, traffic signals and signs accounted for 27 of the collisions, and right of way violations accounted for 28 of the collisions in 2014. In 2014, the city of Rancho Mirage had four fatal traffic collisions of which three were the result of alcohol and/or drug use. This is a 300% increase from the previous year.

San Jacinto

San Jacinto measures 26.1 square miles and is home to 44,199 people. According to local collision data, the San Jacinto Police Department wrote 1,270 collision reports from January 1, 2012 to December 31, 2014. This equates to more than 35 written collision reports each month. Twelve people were killed and 482 others were injured in these collisions. Alcohol or drug use was a factor in 204 collisions. That is a rate of more than 16%. Ninety-eight of these collisions involved pedestrians or bicyclists resulting in 69 injuries. During this period, officers of the San Jacinto Police Department arrested 431 drivers for driving while impaired by alcohol or drugs. This is an average of 12 per month.

The top three primary collision factors were unsafe speed, improper turning movements, and right of way violations. These three collision factor categories were determined to be the primary collision factor in 678 of the 1,270 collisions that occurred. These collision factors are commonly associated with distracted drivers, and distracted driving is believed to be an associated factor in many of these. Distracted driving citations have risen steadily from 154 in 2012 to 275 in 2014 in San Jacinto.

Temecula

The City of Temecula covers 37.18 square miles and serves a population of 108,920. Since 2010, Temecula has increased in population by 10%. For the year 2014, the City had a total of 287 traffic collisions, which resulted in injury or death. According to local data for 2015, our city had 370 traffic collisions resulting in injury or death. In 2014, our officers wrote 11,964 hazardous violation citations.

GRANTS MADE EASY - STEP
SCHEDULE A
GRANT DESCRIPTION
GRANT NO. PT17102

PAGE 7

Despite our continued efforts in reducing injury collisions, local data shows an upward trend in injury collisions in Temecula.

Alcohol-involved fatalities and alcohol-involved injury collisions have occurred every year since 2012 in Temecula. The City of Temecula has 266 retail on & off site alcohol licenses issued to businesses. Tourists frequent the Temecula Valley Wineries and numerous micro-breweries throughout the city. Patrons frequent several on-sale alcohol establishments in Temecula. Temecula is ranked 32 out of 56 cities for alcohol-involved injury collisions.

Numerous Temecula residents have warrants for DUI. Deputies need to reduce the amount of DUI warrants in the city by serving warrants on DUI fugitives and delivering fugitives to the court for justice. Serving DUI warrants aids county prosecutors in avoiding defense motions for lack of prosecution in DUI cases.

In 2014, 5.2% of all injury traffic collisions involved a motorcyclist and 7.8% in 2015. From January 2013 to present, 50% of motorcycle-involved fatalities involved non-properly licensed motorcyclists (no M-1 endorsement). In 2015, Temecula had two fatalities involving motorcyclists. The City of Temecula is a frequented location for motorcyclists. Motorcyclists patronize businesses in old-town Temecula and two major motorcycle dealerships in Southwest Riverside County (Temecula Harley & Temecula Motorsports). Temecula is also home to custom motorcycle shops, motorcycle service/apparel shops, and scenic motorcycle ride routes. To the east of the Temecula city limits are the Temecula Valley Wineries, which attract motorcyclists traveling through the city of Temecula.

Per OTS rankings, Temecula ranks 7th out of 56 cities for motorcycle injury collisions. Deputies need to increase traffic and DUI enforcement involving motorcyclists. Deputies need to educate motorcyclists on California laws pertaining to motorcycling. To reduce the upward trend in injury collisions with motorcyclists, directed enforcement of motorcycle traffic safety is necessary. Deputies need to enforce state laws that prosecute motorcyclists without M1 endorsements and remove those motorcycles from the roadways.

Since January 2014, Temecula had 44 traffic collisions involving a driver using a handheld cell phone and 24 collisions with a driver using a hands-free cell phone. One fatal traffic collision occurred with a driver using a hands free cell phone. The top primary collision factor in Temecula is unsafe speed. Unsafe speed indicates an inferred relationship with distracted driving. Increased enforcement of state distracted driving laws and education of the dangers of distracted driving is necessary to reduce collisions.

Social media has become a common communication exchange for people in the Temecula Valley. The largest social media group in Temecula is the "Temecula Talk" Facebook group. In December 2015, Temecula Talk had 26,130 Facebook members, which is 24% of the Temecula population. Members of Temecula Talk often converse over police activity and traffic issues in Temecula. Increased education by the Temecula PD involving social media is necessary to raise awareness of traffic safety and obedience of traffic laws through social media.

**GRANTS MADE EASY - STEP
SCHEDULE A
GRANT DESCRIPTION
GRANT NO. PT17102**

The Temecula Unified School District has 32 school campuses in the Temecula Valley. Each school zone has specific traffic safety problems, which tend to result in collisions involving pedestrians and bicyclists. Since January 2003, the Temecula Police Department has issued 2,600 citations in school zone areas. The top complaint from citizens regarding traffic issues in Temecula is school zone hazardous violations. Directed enforcement is necessary to reduce injury collisions in school zones.

A. Traffic Data Summary:

| Collision Type | 2013 | | | | 2014 | | | | 2015 | | | |
|--|------------|--------|---------|---------|------------|--------|---------|---------|------------|--------|---------|---------|
| | Collisions | | Victims | | Collisions | | Victims | | Collisions | | Victims | |
| Fatal | 53 | | 56 | | 57 | | 60 | | 60 | | 60 | |
| Injury | 2159 | | 3237 | | 2516 | | 3388 | | 2608 | | 3589 | |
| | Fatal | Injury | Killed | Injured | Fatal | Injury | Killed | Injured | Fatal | Injury | Killed | Injured |
| Alcohol - Involved | 29 | 288 | 28 | 423 | 20 | 253 | 33 | 330 | 22 | 315 | 22 | 457 |
| Hit & Run | 22 | 134 | 5 | 178 | 12 | 179 | 3 | 206 | 3 | 209 | 3 | 245 |
| Nighttime (2100-0259 hours) | 17 | 236 | 19 | 385 | 14 | 253 | 11 | 343 | 18 | 301 | 17 | 506 |
| Top 3 Primary Collision Factors | | | | | | | | | Fatal | Injury | Killed | Injured |
| #1 - | 22350 V.C. | | | | | | | | 2 | 963 | 14 | 1256 |
| #2 - | 21800 V.C. | | | | | | | | 2 | 494 | 2 | 621 |
| #3 - | 22107 V.C. | | | | | | | | 2 | 81 | 2 | 102 |

2. PERFORMANCE MEASURES

A. Goals:

- 1) Reduce the number of persons killed in traffic collisions.
- 2) Reduce the number of persons injured in traffic collisions.
- 3) Reduce the number of persons killed in alcohol-involved collisions.
- 4) Reduce the number of persons injured in alcohol-involved collisions.
- 5) Reduce the number of persons killed in drug-involved collisions.
- 6) Reduce the number of persons injured in drug-involved collisions.
- 7) Reduce the number of persons killed in alcohol/drug combo-involved collisions.

**GRANTS MADE EASY - STEP
SCHEDULE A
GRANT DESCRIPTION
GRANT NO. PT17102**

PAGE 9

- 8) Reduce the number of persons injured in alcohol/drug combo-involved collisions.
- 9) Reduce the number of motorcyclists killed in traffic collisions.
- 10) Reduce the number of motorcyclists injured in traffic collisions.
- 11) Reduce hit & run fatal collisions.
- 12) Reduce hit & run injury collisions.
- 13) Reduce nighttime (2100 - 0259 hours) fatal collisions.
- 14) Reduce nighttime (2100 - 0259 hours) injury collisions.
- 15) Reduce the number of bicyclists killed in traffic collisions.
- 16) Reduce the number of bicyclists injured in traffic collisions.
- 17) Reduce the number of pedestrians killed in traffic collisions.
- 18) Reduce the number of pedestrians injured in traffic collisions.

B. Objectives:

- 1) Issue a press release announcing the kick-off of the grant by November 15. The kick-off press releases and media advisories, alerts, and materials must be emailed to the OTS Public Information Officer at pio@ots.ca.gov, and copied to your OTS Coordinator, for approval 14 days prior to the issuance date of the release.
- 2) Participate in the following campaigns:
 - National Walk to School Day – October 5, 2016
 - National Teen Driver Safety Week – October 16-22, 2016
 - NHTSA Winter Mobilization – December 16, 2016 to January 1, 2017
 - National Distracted Driving Awareness Month – April 2017
 - National Bicycle Safety Month – May 2017
 - National Motorcycle Safety Month – May 2017
 - National Click It or Ticket Mobilization – May 17-20, 2017
 - NHTSA Summer Mobilization – August 19, 2017 to September 6, 2017
 - National Child Passenger Safety Week – September 17-23, 2017
 - California's Pedestrian Safety Month – September 2017

GRANTS MADE EASY - STEP
SCHEDULE A
GRANT DESCRIPTION
GRANT NO. PT17102

PAGE 10

- 3) Develop (by December 31) and/or maintain a "HOT Sheet" program to notify patrol and traffic officers to be on the lookout for identified repeat DUI offenders with a suspended or revoked license as a result of DUI convictions. Updated HOT sheets should be distributed to patrol and traffic officers monthly.
- 4) Send 11 law enforcement personnel to the NHTSA Standardized Field Sobriety Testing (SFST) (minimum 16 hour) POST-certified training.
- 5) Send 11 law enforcement personnel to the NHTSA Advanced Roadside Impaired Driving Enforcement (ARIDE) 16 hour POST-certified training.
- 6) Send 11 law enforcement personnel to the Drug Recognition Expert (DRE) training.
- 7) Conduct 38 DUI/DL Checkpoints. *Note: A minimum of 1 checkpoint should be conducted during the NHTSA Winter Mobilization and 1 during the NHTSA Summer Mobilization. To enhance the overall deterrent effect and promote high visibility, it is recommended the grantee issue an advance press release and conduct social media activity for each checkpoint operation. For combination DUI/DL checkpoints, departments should issue press releases that mention DL's will be checked at the DUI/DL checkpoint. Signs for DUI/DL checkpoint operations should read "DUI/Driver's License Checkpoint Ahead." OTS does not fund or support independent DL checkpoints. Only on an exception basis and with OTS pre-approval will OTS fund checkpoint operations that begin prior to 1800 hours.*
- 8) Conduct 67 DUI Saturation Patrol operation(s).
- 9) Conduct 2 Court Sting operation(s) to cite individuals driving from court after having their driver's license suspended or revoked.
- 10) Conduct 9 Warrant Service operation(s) targeting multiple DUI offenders who fail to appear in court.
- 11) Conduct 3 Stakeout operation(s) that employ police officers to observe the "worst-of-the-worst" repeat DUI offender probationers with suspended or revoked driver licenses.
- 12) Conduct 71 Traffic enforcement operation(s), including but not limited to, primary collision factor violations.
- 13) Conduct 69 Distracted Driving enforcement operation(s) targeting drivers using hand held cell phones and texting.

**GRANTS MADE EASY - STEP
SCHEDULE A
GRANT DESCRIPTION
GRANT NO. PT17102**

PAGE 11

14) Conduct 35 highly publicized Motorcycle Safety enforcement operation(s) in areas or during events with a high number of motorcycle incidents or collisions resulting from unsafe speed, DUI, following too closely, unsafe lane changes, improper turning, and other primary collision factor violations by motorcyclists and other drivers. *Note: It is recommended the grantee issue an advance press release and conduct social media activity prior to each operation to publicize and raise awareness about motorcycle safety issues.*

15) Conduct 13 Night-time (1800 - 0559 hours) Click It or Ticket enforcement operation(s).

16) Conduct 46 highly publicized Pedestrian and Bicycle enforcement operation(s) in areas of or during events with a high number of pedestrian and/or bicycle collisions resulting from violations made by pedestrians, bicyclists, and drivers. *Note: It is recommended the grantee issue an advance press release and conduct social media activity prior to each operation to publicize and raise awareness about pedestrian and bicycle safety issues.*

17) Conduct 15 Traffic Safety educational presentations with an effort to reach 450 community members. *Note: Presentations may include topics such as distracted driving, DUI, speed, pedestrian and bicycle safety, seatbelts and child passenger safety.*

NOTE: Nothing in this "agreement" shall be interpreted as a requirement, formal or informal, that a particular law enforcement officer issue a specified or predetermined number of citations in pursuance of the goals and objectives hereunder.

3. METHOD OF PROCEDURE

A. Phase 1 - Program Preparation, Training and Implementation (1st Quarter of Grant Year)

- The department should develop operational plans to implement the "best practice" strategies outlined in the objectives section.
- All training should be conducted this quarter.
- All grant-related purchases should be made this quarter.
- In order to develop/maintain the "HOT Sheets," research will be conducted to identify the "worst-of-the-worst" repeat DUI offenders with a suspended or revoked license as a result of DUI convictions. The HOT Sheets may include the driver's name, last known address, DOB, description, current license status, and the number of times suspended or revoked for DUI. HOT Sheets should be updated and distributed to traffic and patrol officers at least monthly.
- Implementation of the STEP grant activities will be accomplished by deploying personnel at high collision locations.

**GRANTS MADE EASY - STEP
SCHEDULE A
GRANT DESCRIPTION
GRANT NO. PT17102**

PAGE 12

B. Phase 2 - Program Operations (Throughout Grant Year)

- The department will work to create media opportunities throughout the grant period to call attention to the innovative program strategies and outcomes.

Media Requirements

- Submit all grant-related activity press releases, media advisories, alerts and general public materials to the OTS Public Information Officer (PIO) at pio@ots.ca.gov, with a copy to your OTS Coordinator.
 - a) If an OTS template-based press release is used, the OTS PIO and Coordinator should be copied when the release is distributed to the press. If an OTS template is not used, or is substantially changed, a draft press release shall be sent to the OTS PIO for approval. Optimum lead time would be 10-20 days prior to the release date to ensure adequate turn-around time.
 - b) Press releases reporting the results of grant activities such as enforcement operations are exempt from the recommended advance approval process, but still should be copied to the OTS PIO and Coordinator when the release is distributed to the press.
 - c) Activities such as warrant service operations and court stings that could be compromised by advanced publicity are exempt from pre-publicity, but are encouraged to offer embargoed media coverage and to report the results.
- Use the following standard language in all press, media, and printed materials: Funding for this program was provided by a grant from the California Office of Traffic Safety, through the National Highway Traffic Safety Administration.
- Email the OTS PIO at pio@ots.ca.gov and copy your OTS Coordinator at least 30 days in advance, a short description of any significant grant-related traffic safety event or program so OTS has sufficient notice to arrange for attendance and/or participation in the event.
- Submit a draft or rough-cut of all printed or recorded material (brochures, posters, scripts, artwork, trailer graphics, etc.) to the OTS PIO at pio@ots.ca.gov and copy your OTS Coordinator for approval 14 days prior to the production or duplication.
- Include the OTS logo, space permitting, on grant-funded print materials; consult your OTS Coordinator for specifics.

**GRANTS MADE EASY - STEP
SCHEDULE A
GRANT DESCRIPTION
GRANT NO. PT17102**

PAGE 13

C. Phase 3 – Data Collection & Reporting (Throughout Grant Year)

- Agencies are required to collect and report quarterly, appropriate data that supports the progress of goals and objectives.
- Statistical data relating to the grant goals and objectives will be collected, analyzed, and incorporated in Quarterly Performance Reports (QPRs). QPRs for the quarter ending September 30 will include year-to-date comparisons of goals and objectives. If required, a separate quarterly data reporting form will be completed each quarter and submitted as part of the QPR.
- Reports will compare actual grant accomplishments with the planned accomplishments. They will include information concerning changes made by the Grant Director in planning and guiding the grant efforts.
- Reports shall be completed and submitted in accordance with OTS requirements as specified in the Grant Program Manual.

4. METHOD OF EVALUATION

Using the data compiled during the grant, the Grant Director will complete the “Final Evaluation” section in the fourth/final Quarterly Performance Report (QPR). The Final Evaluation should provide a brief summary of the grant’s accomplishments, challenges and significant activities. This narrative should also include whether goals and objectives were met, exceeded, or an explanation of why objectives were not completed.

5. ADMINISTRATIVE SUPPORT

This program has full support of the County of Riverside. Every effort will be made to continue the activities after the grant conclusion.

SCHEDULE B
 DETAILED BUDGET ESTIMATE
 GRANT NO. PT17102

| FUND NUMBER | CATALOG NUMBER (CFDA) | FUND DESCRIPTION | TOTAL AMOUNT |
|-------------|-----------------------|--|---------------|
| 164AL | 20.608 | Minimum Penalties for Repeat Offenders for Driving While Intoxicated | \$ 605,000.00 |
| 402PT | 20.600 | State and Community Highway Safety | \$ 465,000.00 |

| COST CATEGORY | FISCAL YEAR ESTIMATES | | | TOTAL COST TO GRANT |
|---|-----------------------|---------------|----------------------|---------------------|
| | CFDA | FY-1 | 10/1/16 thru 9/30/17 | |
| A. PERSONNEL COSTS | | | | |
| Positions and Salaries | | | | |
| Full-Time | | | | |
| Administrative Services Analyst | | | | |
| 1 x 12 mos @ \$6,324 x 50.00% | 20.608 | \$ 37,944.00 | | \$ 37,944.00 |
| Benefits @ 45.12% | 20.608 | \$ 17,121.00 | | \$ 17,121.00 |
| Administrative Services Analyst | | | | |
| 1 x 12 mos @ \$6,324 x 50.00% | 20.600 | \$ 37,944.00 | | \$ 37,944.00 |
| Benefits @ 45.12% | 20.600 | \$ 17,121.00 | | \$ 17,121.00 |
| Accounting Technician | | | | |
| 1 x 12 mos @ \$5,645 x 50.00% | 20.608 | \$ 33,869.00 | | \$ 33,869.00 |
| Benefits @ 47.98% | 20.608 | \$ 16,251.00 | | \$ 16,251.00 |
| Accounting Technician | | | | |
| 1 x 12 mos @ \$5,645 x 50.00% | 20.600 | \$ 33,868.00 | | \$ 33,868.00 |
| Benefits @ 47.98% | 20.600 | \$ 16,251.00 | | \$ 16,251.00 |
| Overtime | | | | |
| DUI Checkpoints - Sworn | 20.608 | \$ 203,411.00 | | \$ 203,411.00 |
| DUI Checkpoints - Non-Sworn | 20.608 | \$ 60,508.00 | | \$ 60,508.00 |
| DUI Saturation Patrol Operations | 20.608 | \$ 117,997.00 | | \$ 117,997.00 |
| Court Sting Operations | 20.608 | \$ 7,934.00 | | \$ 7,934.00 |
| Warrant Service Operations | 20.608 | \$ 40,072.00 | | \$ 40,072.00 |
| Stakeout Operations | 20.608 | \$ 4,074.00 | | \$ 4,074.00 |
| Know Your Limit Campaign | 20.608 | \$ 6,550.00 | | \$ 6,550.00 |
| Benefits - Sworn @ 5.10% | 20.608 | \$ 18,733.00 | | \$ 18,733.00 |
| Benefits - Non-Sworn @ 11.21% | 20.608 | \$ 6,787.00 | | \$ 6,787.00 |
| Traffic Enforcement Operations | 20.600 | \$ 119,096.00 | | \$ 119,096.00 |
| Distracted Driving Enforcement Operations | 20.600 | \$ 85,267.00 | | \$ 85,267.00 |
| Motorcycle Safety Enforcement Operations | 20.600 | \$ 46,105.00 | | \$ 46,105.00 |
| Night-time Click It or Ticket | 20.600 | \$ 20,044.00 | | \$ 20,044.00 |
| Pedestrian Safety Enforcement Operations | 20.600 | \$ 43,717.00 | | \$ 43,717.00 |
| Traffic Safety Presentations - Sworn | 20.600 | \$ 11,335.00 | | \$ 11,335.00 |

SCHEDULE B
 DETAILED BUDGET ESTIMATE
 GRANT NO. PT17102

| | | | | |
|--|--------|------------------------|--|------------------------|
| Traffic Safety Presentations - Non-Sworn | 20.600 | \$ 1,393.00 | | \$ 1,393.00 |
| Benefits - Sworn @ 5.10% | 20.600 | \$ 16,500.00 | | \$ 16,500.00 |
| Benefits - Non-Sworn @ 11.21% | 20.600 | \$ 156.00 | | \$ 156.00 |
| Category Sub-Total | | \$ 1,020,048.00 | | \$ 1,020,048.00 |
| B. TRAVEL EXPENSE | | | | |
| In-State | 20.600 | \$ 13,414.00 | | \$ 13,414.00 |
| Out-of-State | | \$ - | | \$ - |
| Category Sub-Total | | \$ 13,414.00 | | \$ 13,414.00 |
| C. CONTRACTUAL SERVICES | | | | |
| None | | \$ - | | \$ - |
| Category Sub-Total | | \$ - | | \$ - |
| D. EQUIPMENT | | | | |
| None | | \$ - | | \$ - |
| Category Sub-Total | | \$ - | | \$ - |
| E. OTHER DIRECT COSTS | | | | |
| DUI Checkpoint Supplies | 20.608 | \$ 33,749.00 | | \$ 33,749.00 |
| Educational Supplies | 20.600 | \$ 1,521.00 | | \$ 1,521.00 |
| Office Supplies | 20.600 | \$ 1,268.00 | | \$ 1,268.00 |
| Category Sub-Total | | \$ 36,538.00 | | \$ 36,538.00 |
| F. INDIRECT COSTS | | | | |
| None | | \$ - | | \$ - |
| Category Sub-Total | | \$ - | | \$ - |
| GRANT TOTAL | | | | |
| | | \$ 1,070,000.00 | | \$ 1,070,000.00 |

SCHEDULE B-1

GRANT NO. PT17102

BUDGET NARRATIVE

Page 1

PERSONNEL COSTS

Full Time

Salaries - may include wages, salaries, special compensations, or authorized absences such as annual leave and sick leave provided the cost for the individual employee is (a) reasonable for the services rendered, and (b) follows an appointment made in accordance with state or local laws and rules and meets federal requirements.

Administrative Services Analyst - The Administrative Services Analyst position will administer and monitor the grant for all of the funded contract cities and will be the point of contact between the Sheriff's Department and OTS. The Administrative Analyst will receive and compile all the quarterly reporting data for the grant.

| | |
|----------------------------|---------------|
| Health Insurance | 12.39% |
| Life Insurance | 0.06% |
| Short Term Disability | 1.44% |
| Medicare | 1.45% |
| Pension Plan | 0.29% |
| Retirement | 19.53% |
| Social Security/FICA/OASDI | 6.20% |
| State Disability/SDI | 0.81% |
| Unemployment Insurance | 0.20% |
| Training Fund | 0.03% |
| Workers Compensation | 2.72% |
| TOTAL BENEFIT RATE | 45.12% |

SCHEDULE B-1
GRANT NO. PT17102

BUDGET NARRATIVE

Page 2

Accounting Technician - The Accounting Technician will work with the funded contract cities to collect the information for submittal of quarterly claims and all required back up documentation.

| | |
|----------------------------|---------------|
| Health Insurance | 14.85% |
| Life Insurance | 0.07% |
| Long Term Disability | 0.60% |
| Medicare | 1.45% |
| Pension Plan | 0.33% |
| Retirement | 19.53% |
| Social Security/FICA/OASDI | 6.20% |
| Short Term Disability | 1.44% |
| Unemployment Insurance | 0.20% |
| Training Fund | 0.03% |
| Workers Compensation | 2.72% |
| Health Subsidy | .054% |
| TOTAL BENEFIT RATE | 47.98% |

Supplanting Statement

Any non-grant funded vacancies created by reassignment to a grant-funded position must be filled at the expense of the grantee agency.

Overtime

Overtime for grant funded law enforcement operations may be conducted by personnel such as a Lieutenant, Sergeant, Corporal, Deputy, Officer, Reserve Officer, Community Services Officer, Dispatcher, etc., depending on the titles used by the agency and the grantees overtime policy. Personnel will be deployed as needed to accomplish the grant goals and objectives.

Costs are estimated based on an overtime hourly rate range of \$31.25/hour to \$97.47/hour.

Overtime reimbursement will reflect actual costs of the personnel conducting the appropriate operation up to the maximum range specified.

SCHEDULE B-1
GRANT NO. PT17102

BUDGET NARRATIVE

Overtime Benefit Rates - Sworn

| | | |
|---------------------------|--|--------------|
| Unemployment Insurance | | .20% |
| Workers Compensation | | 2.76% |
| Medicare | | 1.45% |
| State Disability/SDI | | .60% |
| TOTAL BENEFIT RATE | | 5.01% |

Overtime Benefit Rates – Non-Sworn

| | | |
|------------------------------|--|---------------|
| Unemployment Insurance | | .20% |
| Social Security/FICA (OASDI) | | 6.20% |
| Workers Compensation | | 2.76% |
| Medicare | | 1.45% |
| State Disability/SDI | | .60% |
| TOTAL BENEFIT RATE | | 11.21% |

TRAVEL EXPENSE

In State

Costs are included for appropriate staff to attend conferences and training events supporting the grant goals and objectives and/or traffic safety. Local mileage for grant activities and meetings is included. *All conferences, seminars or training not specifically identified in the Schedule B-1 (Budget Narrative) must be approved by OTS. All travel claimed must be at the agency approved rate. Per Diem may not be claimed for meals provided at conferences when registration fees are paid with OTS grant funds.*

CONTRACTUAL SERVICES

None

EQUIPMENT

None

OTHER DIRECT COSTS

DUI Checkpoint Supplies - on-scene supplies needed to conduct sobriety checkpoints. Costs may include 28" traffic cones, MUTCD compliant traffic signs, MUTCD compliant high visibility vests (maximum of 10), traffic counters (maximum of 2), generator, gas for generators, lighting, reflective banners, electronic flares, PAS device supplies, heater, propane for heaters, fan, anti-fatigue mats, and canopies. *Additional items may be purchased if approved by OTS. The cost of food and beverages will not be reimbursed.*

SCHEDULE B-1

GRANT NO. PT17102

BUDGET NARRATIVE

Page 4

Educational Materials – costs of purchasing, developing or printing brochures, pamphlets, fliers, coloring books, posters, signs, and banners associated with grant activities, and traffic safety conference and training materials. Items shall include a traffic safety message and if space is available the OTS logo. *Additional items may be purchased if approved by OTS.*

Office Supplies - used for standard office supplies to support grant related activities, grant monitoring and reporting. Costs may include paper, toner, ink cartridges, CDs/DVDs and desk top supplies such as pens, pencils, binders, folders, flip charts, easels and clips. Excludes office furnishings and fixtures such as but not limited to the following: desk, chair, table, shelving, coat rack, credenza, book, filing cabinet, floor covering, office planter, storage cabinet, portable partition, picture, wall clock, draperies and hardware, and fixed lighting/lamp.

INDIRECT COSTS

None

PROGRAM INCOME

There will be no program income generated from this grant.

EXHIBIT A
CERTIFICATIONS AND ASSURANCES

Page 1

Failure to comply with applicable Federal statutes, regulations, and directives may subject Grantee Agency officials to civil or criminal penalties and/or place the State in a high risk grantee status in accordance with 49 CFR §18.12.

The officials named on the grant agreement, certify by way of signature on the grant agreement signature page, that the Grantee Agency complies with all applicable Federal statutes, regulations, and directives and State rules, guidelines, policies and laws in effect with respect to the periods for which it receives grant funding. Applicable provisions include, but are not limited to, the following:

- 23 U.S.C. Chapter 4—Highway Safety Act of 1966, as amended
- 49 CFR Part 18—Uniform Administrative Requirements for Grants and Cooperative Agreements to State and Local Governments
- 23 CFR Part 1200—Uniform Procedures for State Highway Safety Grant Programs

NONDISCRIMINATION

The Grantee Agency will comply with all Federal statutes and implementing regulations relating to nondiscrimination. These include but are not limited to: (a) Title VI of the Civil Rights Act of 1964 (Pub. L. 88-352), which prohibits discrimination on the basis of race, color or national origin (and 49 CFR Part 21); (b) Title IX of the Education Amendments of 1972, as amended (20 U.S.C. 1681-1683 and 1685-1686), which prohibits discrimination on the basis of sex; (c) Section 504 of the Rehabilitation Act of 1973, as amended (29 U.S.C. 794), and the Americans with Disabilities Act of 1990 (Pub. L. 101-336), as amended (42 U.S.C. 12101, *et seq.*), which prohibits discrimination on the basis of disabilities (and 49 CFR Part 27); (d) the Age Discrimination Act of 1975, as amended (42 U.S.C. 6101-6107), which prohibits discrimination on the basis of age; (e) the Civil Rights Restoration Act of 1987 (Pub. L. 100-259), which requires Federal-aid recipients and all sub-recipients to prevent discrimination and ensure nondiscrimination in all of their programs and activities; (f) the Drug Abuse Office and Treatment Act of 1972 (Pub. L. 92-255), as amended, relating to nondiscrimination on the basis of drug abuse; (g) the comprehensive Alcohol Abuse and Alcoholism Prevention, Treatment and Rehabilitation Act of 1970 (Pub. L. 91-616), as amended, relating to nondiscrimination on the basis of alcohol abuse or alcoholism; (h) Sections 523 and 527 of the Public Health Service Act of 1912, as amended (42 U.S.C. 290dd-3 and 290ee-3), relating to confidentiality of alcohol and drug abuse patient records; (i) Title VIII of the Civil Rights Act of 1968, as amended (42 U.S.C. 3601, *et seq.*), relating to nondiscrimination in the sale, rental or financing of housing; (j) any other nondiscrimination provisions in the specific statute(s) under which application for Federal assistance is being made; and (k) the requirements of any other nondiscrimination statute(s) which may apply to the application.

EXHIBIT A
CERTIFICATIONS AND ASSURANCES

Page 2

BUY AMERICA ACT

The Grantee Agency will comply with the provisions of the Buy America Act (49 U.S.C. 5323(j)), which contains the following requirements:

Only steel, iron and manufactured products produced in the United States may be purchased with Federal funds unless the Secretary of Transportation determines that such domestic purchases would be inconsistent with the public interest, that such materials are not reasonably available and of a satisfactory quality, or that inclusion of domestic materials will increase the cost of the overall project contract by more than 25 percent. Clear justification for the purchase of non-domestic items must be in the form of a waiver request submitted to and approved by the Secretary of Transportation.

POLITICAL ACTIVITY (HATCH ACT)

The Grantee Agency will comply with provisions of the Hatch Act (5 U.S.C. 1501-1508) which limits the political activities of employees whose principal employment activities are funded in whole or in part with Federal funds.

CERTIFICATION REGARDING FEDERAL LOBBYING

Certification for Contracts, Grants, Loans, and Cooperative Agreements

The undersigned certifies, to the best of his or her knowledge and belief, that:

1. No Federal appropriated funds have been paid or will be paid, by or on behalf of the undersigned, to any person for influencing or attempting to influence an officer or employee of any agency, a Member of Congress, an officer or employee of Congress, or an employee of a Member of Congress in connection with the awarding of any Federal contract, the making of any Federal grant, the making of any Federal loan, the entering into of any cooperative agreement, and the extension, continuation, renewal, amendment, or modification of any Federal contract, grant, loan, or cooperative agreement.
2. If any funds other than Federal appropriated funds have been paid or will be paid to any person for influencing or attempting to influence an officer or employee of any agency, a Member of Congress, an officer or employee of Congress, or an employee of a Member of Congress in connection with this Federal contract, grant, loan, or cooperative agreement, the undersigned shall complete and submit Standard Form-LLL, "Disclosure Form to Report Lobbying," in accordance with its instructions.
3. The undersigned shall require that the language of this certification be included in the award documents for all sub-award at all tiers (including subcontracts, sub-grants, and contracts under grant, loans, and cooperative agreements) and that all sub-recipients shall certify and disclose accordingly.

This certification is a material representation of fact upon which reliance was placed when this transaction was made or entered into. Submission of this certification is a prerequisite for making or entering into this transaction imposed by section 1352, title 31, U.S. Code. Any person who fails to file the required certification shall be subject to a civil penalty of not less than \$10,000 and not more than \$100,000 for each such failure.

EXHIBIT A
CERTIFICATIONS AND ASSURANCES

RESTRICTION ON STATE LOBBYING

None of the funds under this program will be used for any activity specifically designed to urge or influence a State or local legislator to favor or oppose the adoption of any specific legislative proposal pending before any State or local legislative body. Such activities include both direct and indirect (e.g., "grassroots") lobbying activities, with one exception. This does not preclude a State official whose salary is supported with NHTSA funds from engaging in direct communications with State or local legislative officials, in accordance with customary State practice, even if such communications urge legislative officials to favor or oppose the adoption of a specific pending legislative proposal.

CERTIFICATION REGARDING DEBARMENT AND SUSPENSION

Instructions for Primary Certification

1. By signing and submitting this grant agreement, the Grantee Agency Official is providing the certification set out below.
2. The inability of a person to provide the certification required below will not necessarily result in denial of participation in this covered transaction. The prospective participant shall submit an explanation of why it cannot provide the certification set out below. The certification or explanation will be considered in connection with the department or agency's determination whether to enter into this transaction. However, failure of the Grantee Agency Official to furnish a certification or an explanation shall disqualify such person from participation in this transaction.
3. The certification in this clause is a material representation of fact upon which reliance was placed when the department or agency determined to enter into this transaction. If it is later determined that the Grantee Agency Official knowingly rendered an erroneous certification, in addition to other remedies available to the Federal Government, the department or agency may terminate this transaction for cause or default.
4. The Grant Agency Official shall provide immediate written notice to the department or agency to which this grant agreement is submitted if at any time the Grantee Agency Official learns its certification was erroneous when submitted or has become erroneous by reason of changed circumstances.
5. The terms *covered transaction, debarred, suspended, ineligible, lower tier covered transaction, participant, person, primary covered transaction, principal, grant agreement, and voluntarily excluded*, as used in this clause, have the meaning set out in the Definitions and coverage sections of 49 CFR Part 29. You may contact the department or agency to which this grant agreement is being submitted for assistance in obtaining a copy of those regulations.
6. The Grantee Agency Official agrees by submitting this grant agreement that, should the proposed covered transaction be entered into, it shall not knowingly enter into any lower tier covered transaction with a person who is proposed for debarment under 48 CFR Part 9, subpart 9.4, debarred, suspended, declared ineligible, or voluntarily excluded from participation in this covered transaction, unless authorized by the department or agency entering into this transaction.

EXHIBIT A
CERTIFICATIONS AND ASSURANCES

7. The Grantee Agency Official further agrees by submitting this grant agreement that it will include the clause titled "Certification Regarding Debarment, Suspension, Ineligibility and Voluntary Exclusion-Lower Tier Covered Transaction," provided by the department or agency entering into this covered transaction, without modification, in all lower tier covered transactions and in all solicitations for lower tier covered transactions.
8. A participant in a covered transaction may rely upon a certification of a prospective participant in a lower tier covered transaction that it is not proposed for debarment under 48 CFR Part 9, subpart 9.4, debarred, suspended, ineligible, or voluntarily excluded from the covered transaction, unless it knows that the certification is erroneous. A participant may decide the method and frequency by which it determines the eligibility of its principals. Each participant may, but is not required to, check the list of Parties Excluded from Federal Procurement and Non-procurement Programs.
9. Nothing contained in the foregoing shall be construed to require establishment of a system of records in order to render in good faith the certification required by this clause. The knowledge and information of a participant is not required to exceed that which is normally possessed by a prudent person in the ordinary course of business dealings.
10. Except for transactions authorized under paragraph 6 of these instructions, if a participant in a covered transaction knowingly enters into a lower tier covered transaction with a person who is proposed for debarment under 48 CFR Part 9, subpart 9.4, suspended, debarred, ineligible, or voluntarily excluded from participation in this transaction, in addition to other remedies available to the Federal Government, the department or agency may terminate this transaction for cause or default.

Certification Regarding Debarment, Suspension, and Other Responsibility Matters-Primary Covered Transactions

(1) The Grantee Agency Official certifies to the best of its knowledge and belief, that its principals:

(a) Are not presently debarred, suspended, proposed for debarment, declared ineligible, or voluntarily excluded by any Federal department or agency;

(b) Have not within a three-year period preceding this grant agreement been convicted of or had a civil judgment rendered against them for commission of fraud or a criminal offense in connection with obtaining, attempting to obtain, or performing a public (Federal, State or local) transaction or contract under a public transaction; violation of Federal or State antitrust statutes or commission of embezzlement, theft, forgery, bribery, falsification or destruction of record, making false statements, or receiving stolen property;

(c) Are not presently indicted for or otherwise criminally or civilly charged by a governmental entity (Federal, State or Local) with commission of any of the offenses enumerated in paragraph (1)(b) of this certification; and

(d) Have not within a three-year period preceding this application/grant agreement had one or more public transactions (Federal, State, or local) terminated for cause or default.

(2) Where the Grantee Agency Official is unable to certify to any of the Statements in this certification, such prospective participant shall attach an explanation to this grant agreement.

EXHIBIT A
CERTIFICATIONS AND ASSURANCES

Instructions for Lower Tier Certification

1. By signing and submitting this grant agreement, the prospective lower tier participant is providing the certification set out below.
2. The certification in this clause is a material representation of fact upon which reliance was placed when this transaction was entered into. If it is later determined that the prospective lower tier participant knowingly rendered an erroneous certification, in addition to other remedies available to the Federal government, the department or agency with which this transaction originated may pursue available remedies, including suspension and/or debarment.
3. The prospective lower tier participant shall provide immediate written notice to the person to which this grant agreement is submitted if at any time the prospective lower tier participant learns that its certification was erroneous when submitted or has become erroneous by reason of changed circumstances.
4. The terms *covered transaction, debarred, suspended, ineligible, lower tier covered transaction, participant, person, primary covered transaction, principal, grant agreement, and voluntarily excluded*, as used in this clause, have the meanings set out in the Definition and Coverage sections of 49 CFR Part 29. You may contact the person to whom this grant agreement is submitted for assistance in obtaining a copy of those regulations.
5. The prospective lower tier participant agrees by submitting this grant agreement that, should the proposed covered transaction be entered into, it shall not knowingly enter into any lower tier covered transaction with a person who is proposed for debarment under 48 CFR Part 9, subpart 9.4, debarred, suspended, declared ineligible, or voluntarily excluded from participation in this covered transaction, unless authorized by the department or agency with which this transaction originated.
6. The prospective lower tier participant further agrees by submitting this grant agreement that it will include the clause titled "Certification Regarding Debarment, Suspension, Ineligibility and Voluntary Exclusion— Lower Tier Covered Transaction," without modification, in all lower tier covered transactions and in all solicitations for lower tier covered transactions. (See below)
7. A participant in a covered transaction may rely upon a certification of a prospective participant in a lower tier covered transaction that it is not proposed for debarment under 48 CFR Part 9, subpart 9.4, debarred, suspended, ineligible, or voluntarily excluded from the covered transaction, unless it knows that the certification is erroneous. A participant may decide the method and frequency by which it determines the eligibility of its principals. Each participant may, but is not required to, check the List of Parties Excluded from Federal Procurement and Non-procurement Programs.
8. Nothing contained in the foregoing shall be construed to require establishment of a system of records in order to render in good faith the certification required by this clause. The knowledge and information of a participant is not required to exceed that which is normally possessed by a prudent person in the ordinary course of business dealings.

EXHIBIT A
CERTIFICATIONS AND ASSURANCES

9. Except for transactions authorized under paragraph 5 of these instructions, if a participant in a covered transaction knowingly enters into a lower tier covered transaction with a person who is proposed for debarment under 48 CFR Part 9, subpart 9.4, suspended, debarred, ineligible, or voluntarily excluded from participation in this transaction, in addition to other remedies available to the Federal government, the department or agency with which this transaction originated may pursue available remedies, including suspension and/or debarment.

Certification Regarding Debarment, Suspension, Ineligibility and Voluntary Exclusion—Lower Tier Covered Transactions:

1. The prospective lower tier participant certifies, by submission of this grant agreement, that neither it nor its principals is presently debarred, suspended, proposed for debarment, declared ineligible, or voluntarily excluded from participation in this transaction by any Federal department or agency.
2. Where the prospective lower tier participant is unable to certify to any of the statements in this certification, such prospective participant shall attach an explanation to this grant agreement.