

**SUBMITTAL TO THE BOARD OF SUPERVISORS
COUNTY OF RIVERSIDE, STATE OF CALIFORNIA**



FROM : TRANSPORTATION AND LAND MANAGEMENT AGENCY-
TRANSPORTATION

SUBMITTAL DATE:

August 17, 2016

SUBJECT: Notice of Completion – Agua Mansa Road and Market Street Traffic Signal and Street Improvement Project in the City of Jurupa Valley Area. 2nd District; [\$848,974 - Total Cost]; Federal Funds 47% and Local Funds 53%

RECOMMENDED MOTION: That the Board of Supervisors:

1. Accept Agua Mansa Road and Market Street Traffic Signal and Street Improvement Project as completed; and
2. Authorize the Chairman of the Board to execute the Notice of Completion and the Clerk of the Board to record the Notice.

Policy

FINANCIAL DATA	Current Fiscal Year:	Next Fiscal Year:	Total Cost:	Ongoing Cost
COST	\$ 848,974	\$ 0	\$ 848,974	\$ 0
NET COUNTY COST	\$ 0	\$ 0	\$ 0	\$ 0
SOURCE OF FUNDS: HSIP (46.9%), City of Jurupa Valley (31.8%), West County DIF (15.4%), RCFC&WCD (5.5%), and Miscellaneous (RCSD) (0.4%). There are no General funds used in this Project.			Budget Adjustment:	N/A
			For Fiscal Year:	16/17

C.E.O. RECOMMENDATION:

MINUTES OF THE BOARD OF SUPERVISORS

On motion of Supervisor Benoit, seconded by Supervisor Washington and duly carried by unanimous vote, IT WAS ORDERED that the above matter is approved as recommended.

Ayes: Jeffries, Tavaglione, Washington, Benoit and Ashley
Nays: None
Absent: None
Date: October 25, 2016
xc: Transp., Recorder

Kecia Harper-Ihem
Clerk of the Board

By: *Kathleen Washington*
Deputy

3-42

**SUBMITTAL TO THE BOARD OF SUPERVISORS COUNTY OF RIVERSIDE,
STATE OF CALIFORNIA**

BACKGROUND:

Summary

By Minute Order 3-44b of August 5, 2014, the Board of Supervisors entered into a contract with Roadway Engineering & Contracting, Inc. of Mira Loma, CA for the construction of Agua Mansa Road and Market Street Traffic Signal and Street Improvement Project within the City of Jurupa Valley (City).

The originally authorized amount of the contract was \$844,684. The total amended contract is \$848,974 which is 0.5% more than the originally authorized amount. The increase in the total contract price was the result in one contract change order in the amount of \$27,398. The contract change order compensated the contractor for additional storm drain work and some Market Street rehabilitation work requested by Riverside County Flood Control and Water Conservation District (RCFC&WCD) and the City Jurupa Valley respectively. Both agencies have agreed to reimburse the County of Riverside (County) for this extra work.

The work was completed in conformance with the plans and specifications and the contractor was granted relief of maintenance on June 2, 2015. Work Order Number B6-0459, HSIPL-5956(190).

Impact on Residents and Businesses

The construction of the traffic signal and pavement reconstruction has improved traffic operations and safety through the intersection. Intersection improvements also include construction of curb ramps to comply with Americans with Disabilities Act (ADA) requirements and other associated improvements.

SUPPLEMENTAL:

Additional Fiscal Information

Budget

Original Contract Amount		\$844,684
Total Change Orders Authorized	3.2%	\$27,398
Estimated Pending Change Orders	0.0%	\$0
Authorized Contract Amount		\$872,082
* Quantity Adjustments	-2.7%	(\$23,108)
+ CCO FA Adjustments	0.0%	\$0
Total Amended Contract Amount	100.5%	\$848,974

Expenditures

Total Progress Payments	\$848,974
Estimated Pending Payments	\$0
Total Expenditures	\$848,974

(Over)/Under Contract Amount \$0

+ Change Orders using the Force Account method of payment issued prior to the work being completed generally do not use the total authorized amount.

**SUBMITTAL TO THE BOARD OF SUPERVISORS COUNTY OF RIVERSIDE,
STATE OF CALIFORNIA**

* CAL-Trans Standard Specifications 4-1.03B. Increases or decreases in the quantity of a contract item of work will be determined by comparing the total pay quantity of such item of work with the Engineer's Estimate. If the total pay quantity of any item of work required under the contract varies from the Engineer's Estimate by 25 percent or less, payment will be made for the quantity of work of said item performed at the contract unit price, unless eligible for adjustment pursuant to Section 4-1.03C, "Changes in Character of Work."

This project was funded with \$398,169 of Highway Safety Improvement Program (HSIP) funds, \$269,974 of City of Jurupa Valley funds, \$130,742 of West County Development Impact Fee (DIF) funds, \$46,693 of RCFC&WCD funds and \$3,396 of Miscellaneous funds.

Contract History and Price Reasonableness

Four bids were received on May 6, 2014 ranging from \$844,684 to \$981,450. The basis for the selection of a contractor is the lowest responsive and responsible bid. The lowest responsible bid was submitted by Roadway Engineering Contracting, Inc. in the amount of \$844,684, which is \$73,241 (8%) lower than the Engineer's Estimate.

ATTACHMENTS:

Vicinity Map
Change Order Report
Progress Estimate Report
Notice of Completion

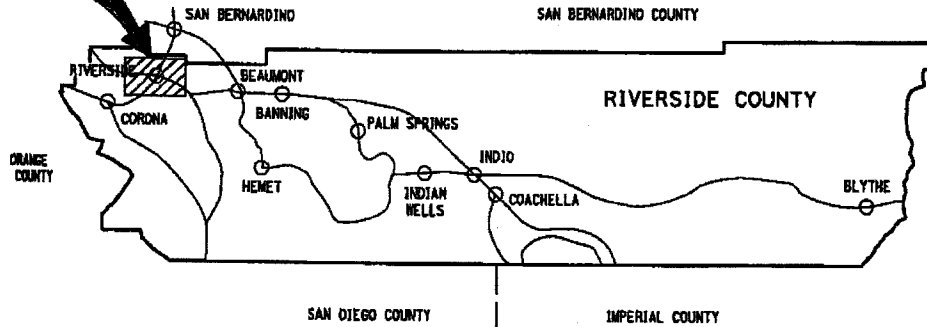
COUNTY OF RIVERSIDE
DEPARTMENT OF TRANSPORTATION

AGUA MANSA ROAD AND MARKET STREET
TRAFFIC SIGNAL AND STREET
IMPROVEMENT PROJECT
IN THE CITY OF JURUPA VALLEY

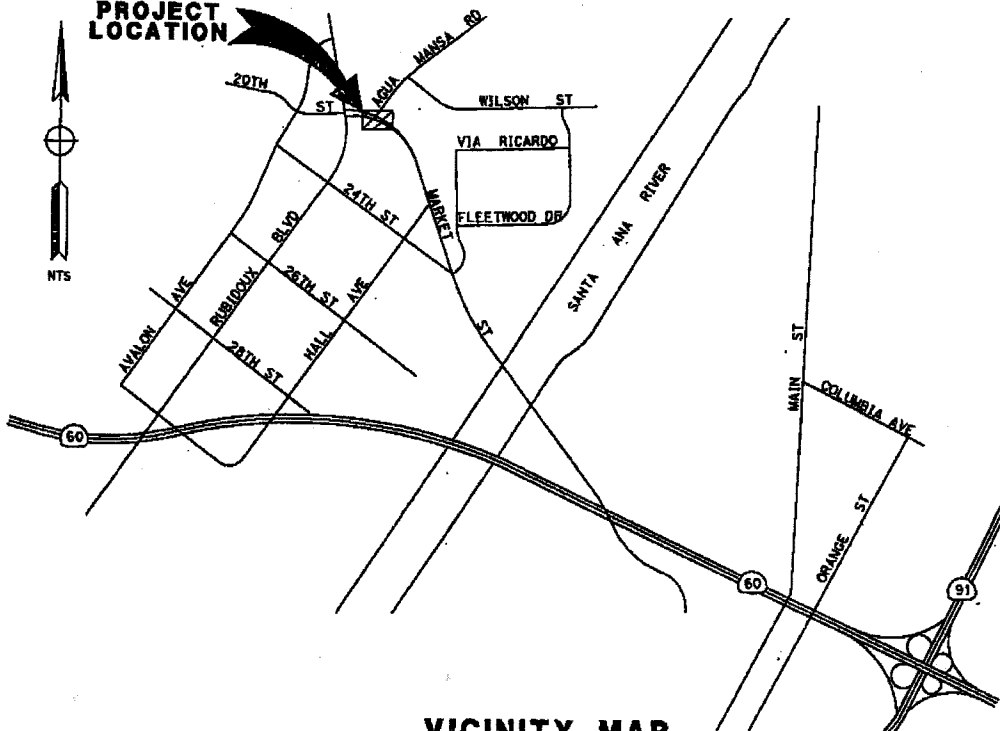
PROJECT No. B6-0459

FEDERAL AID No. HS1PL-5056 (190)

PROJECT VICINITY



PROJECT LOCATION



VICINITY MAP

TOWNSHIP 2 SOUTH RANGE 6 WEST SECTION 10
COUNTY ROAD BOOK PAGE No. 12

10-25-16
MT 2122

CHANGE ORDER REPORT

(Agua Mansa Road and Market Street Traffic Signal and Street Improvements Project)

CCO #	Amount	Percent	Description
	Original Contract Amount \$844,684		
1	\$27,398	0.87%	Storm drain supplementary extra work funded by Riverside County Flood Control; Market Street rehabilitation supplementary extra work funded by the City of Jurupa;
Quantity Adjustments	-\$23,108	-2.7%	
Change Order Total and New Contract Total	\$848,974		

10-25-16
MT 2122



Contractor: Roadway Engineering & Contracting, Inc.
 Address: 10247 Bellegrave Ave. Ste. 122
 City, State, Zip: Mira Loma, CA 91752

Estimate No. 7 Final
 From: August 28, 2015
 To: May 25, 2016

Item No.	Item Description	Units	Quantity	Unit Price	Original Contract Amount	Change Orders Quantity	Change Orders Amount	Amended Contract Quantity	Amended Contract Amount	This Estimate Quantity	This Estimate Amount	Previous Quantity	Previous Amount	Total Estimate To Date Quantity	Total Estimate To Date Amount	% Auth.
	PROJECT TOTAL				844,683.50	27,397.62	872,081.12	65,703.99	848,973.52							

Made by: Irai Nguyen/Ivan Mendoza
 Checked by: HS
 OK Const. Supv. HS

Working Days: 70
 Days Added: 38
 Subtotal: 108
 Days Used: 108
 % Time Elapsed: 100%

Start Date: 2-17-15
 End Date: 6-2-15
 % \$ Complete: 97%

Original Contract: \$844,683.50
 Amended Contract: \$872,081.12

TOTAL VALUE OF WORK TO DATE: \$848,973.52
 LESS RETENTION: 0.00
 TOTAL DUE TO DATE: \$848,973.52
 LESS PREVIOUSLY INVOICED: 783,269.55
 LESS LABOR NON COMPLIANCE: 0.00
 TOTAL DUE THIS PAYMENT: \$65,703.99

This Estimate Approved Patricia Romo for HS Date: 5/16/16
 Patricia Romo, Director of Transportation

Received by Accounts Payable: _____
 By: _____

Quantities on This Estimate Approved _____ Date: 5/22/16
 Roadway Engineering & Contracting, Inc.

PAYMENT APPROVAL
 Fund 20060

Dept ID 31305
 Account 527980
 Project Z-86-04596
 Activity ID Z-3500
 Resource Type CNT
 Signature [Signature]
 Date 6-13-16

TRANSFISCAL APPROVED
 By: Crystal Potter 5-3461

JUN 15 2016

Norma Larson
 951-955-2783
 6/14/16

10-25-16
 MT 2122



Contractor: Roadway Engineering & Contracting, Inc.
 Address: 10247 Bellegrave Ave. Ste. 122
 City, State, Zip: Mira Loma, CA 91782

Estimate No. 7 Final
 From: August 28, 2015
 To: May 25, 2016

Item No.	Item Description	Units	Quantity	Unit Price	Original Contract Amount	Change Orders Quantity	Change Orders Amount	Amended Contract Quantity	Amended Contract Amount	This Estimate Quantity	This Estimate Amount	Previous Quantity	Total Estimate To Date Quantity	Total Estimate To Date Amount	% Auth.
1	Base Bid Schedule A MOBILIZATION, DE-MOBILIZATION AND FINAL CLEANUP	LS	1	20,000.00	20,000.00			1.00	20,000.00	0.50	10,000.00	0.50	1.00	20,000.00	100%
2	DUST ABATEMENT	LS	1	1,600.00	1,600.00			1.00	1,600.00	1.00	1,600.00	1.00	1.00	1,600.00	100%
3	DEVELOP WATER SUPPLY	LS	1	2,300.00	2,300.00			1.00	2,300.00	1.00	2,300.00	1.00	1.00	2,300.00	100%
4	WATER POLLUTION CONTROL	LS	1	9,000.00	9,000.00			1.00	9,000.00	1.00	9,000.00	1.00	1.00	9,000.00	100%
5	TRAFFIC CONTROL SYSTEM	LS	1	9,000.00	9,000.00			1.00	9,000.00	1.00	9,000.00	1.00	1.00	9,000.00	100%
6	CLEARING AND GRUBBING	LS	1	5,400.00	5,400.00			1.00	5,400.00	1.00	5,400.00	1.00	1.00	5,400.00	100%
7	ROADWAY EXCAVATION	CY	1,800	35.50	63,900.00			1,800.00	63,900.00	1,817.32	64,514.86	1,817.32	1,817.32	64,514.86	101%
8	HOT MIX ASPHALT - TYPE A	TON	460	75.00	34,500.00			460.00	34,500.00	569.78	42,733.50	569.78	569.78	42,733.50	124%
9	HOT MIX ASPHALT - TYPE C	TON	1,540	67.00	103,180.00			1,540.00	103,180.00	1,336.41	4,674.59	1,336.41	1,406.18	94,214.06	91%
10	AGGREGATE BASE CLASS 2	CY	800	40.00	32,000.00			800.00	32,000.00	714.51	28,580.40	714.51	714.51	28,580.40	89%
11	PLACE ASPHALT CONCRETE DIKE (CRS 212 - 6")	LF	380	15.00	5,700.00			380.00	5,700.00	290.00	4,350.00	290.00	290.00	4,350.00	76%
12	MINOR CONCRETE (CROSS GUTTER) (CRS 209)	SQFT	1,375	8.80	12,100.00			1,375.00	12,100.00	1,375.00	12,100.00	1,375.00	1,375.00	12,100.00	100%
13	MINOR CONCRETE (CURB) (TYPE C CRS 202)	LF	10	23.00	230.00			10.00	230.00	10.00	230.00	10.00	10.00	230.00	100%
14	MINOR CONCRETE (CURB RAMP) (CRS 403, CASE B)	EA	4	2,700.00	10,800.00			4.00	10,800.00	4.00	10,800.00	4.00	4.00	10,800.00	100%
15	MINOR CONCRETE (STAMPED COLORED CONCRETE)	SQFT	2,600	7.00	18,200.00			2,600.00	18,200.00	2,666.75	18,667.25	2,666.75	2,666.75	18,667.25	103%
16	FUNDING AWARENESS SIGN	EA	1	650.00	650.00			1.00	650.00	1.00	650.00	1.00	1.00	650.00	100%
17	REMOVE TRAFFIC STRIPING AND PAVEMENT MARKING	SQFT	1,130	2.75	3,107.50			1,130.00	3,107.50	220.00	605.00	220.00	220.00	605.00	19%
18	THERMOPLASTIC CROSSWALK AND PAVEMENT MARKING	SQFT	1,015	4.10	4,161.50			1,015.00	4,161.50	887.00	3,636.70	887.00	887.00	3,636.70	87%
19	PAINT TRAFFIC STRIPE (2-COAT)	LF	5,200	0.61	3,172.00			5,200.00	3,172.00	3,851.00	2,349.11	3,851.00	3,851.00	2,349.11	74%
20	PAVEMENT MARKER (REFLECTIVE)	EA	165	4.40	726.00			165.00	726.00	104.00	457.60	104.00	104.00	457.60	63%
21	REMOVE AND SALVAGE ROADSIDE SIGNS	EA	15	33.00	495.00			15.00	495.00	9.00	297.00	9.00	9.00	297.00	60%



Item No.	Item Description	Units	Quantity	Unit Price	Original Contract Amount	Change Orders Quantity	Change Orders Amount	Amended Contract Quantity	Amended Contract Amount	This Estimate Quantity	This Estimate Amount	Previous Quantity	Total Estimate To Date Quantity	Total Estimate To Date Amount	% Auth.
22	RELOCATE ROADSIDE SIGN	EA	4	165.00	660.00			4.00	660.00		660.00	3.00	3.00	495.00	75%
23	ROADSIDE SIGN - ONE POST	EA	15	270.00	4,050.00			15.00	4,050.00		4,050.00	11.00	11.00	2,970.00	73%
24	SIGNAL AND LIGHTING	LS	1	166,000.00	166,000.00			1.00	166,000.00	0.05	8,300.00	0.95	1.00	166,000.00	100%
25	MISCELLANEOUS WORK (AS DIRECTED)	FA	15,000	1.00	15,000.00			15,000.00	15,000.00	11,594.94	11,594.94	648.00	12,243.94	12,243.94	82%
Base Bid Schedule B - Storm Drain															
26	MOBILIZATION, DE-MOBILIZATION AND FINAL CLEANUP	LS	1	2,000.00	2,000.00			1.00	2,000.00	0.50	1,000.00	0.50	1.00	2,000.00	100%
27	DUST ABATEMENT	LS	1	1,000.00	1,000.00			1.00	1,000.00		1,000.00	1.00	1.00	1,000.00	100%
28	WATER POLLUTION CONTROL	LS	1	1,200.00	1,200.00			1.00	1,200.00	0.10	120.00	0.90	1.00	1,200.00	100%
29	TRAFFIC CONTROL SYSTEM	LS	1	2,000.00	2,000.00			1.00	2,000.00		2,000.00	1.00	1.00	2,000.00	100%
30	ROADWAY EXCAVATION	CY	27	35.50	958.50			27.00	958.50		958.50	23.77	23.77	843.84	88%
31	HOT MIX ASPHALT - TYPE A	TON	6	75.00	450.00			6.00	450.00	7.09	531.75		7.09	531.75	118%
32	HOT MIX ASPHALT - TYPE C	TON	19	67.00	1,273.00			19.00	1,273.00	1.27	85.09		1.27	85.09	7%
33	AGGREGATE BASE CLASS 2	CY	10	40.00	400.00			10.00	400.00		400.00	9.11	9.11	364.40	91%
34	36" REINFORCED CONCRETE PIPE CLASS IV	LF	44	150.00	6,600.00			44.00	6,600.00		6,600.00	44.00	44.00	6,600.00	100%
35	24" REINFORCED CONCRETE PIPE CLASS IV	LF	7	145.00	1,015.00			7.00	1,015.00		1,015.00	7.00	7.00	1,015.00	100%
36	18" REINFORCED CONCRETE PIPE CLASS IV	LF	6	140.00	840.00			6.00	840.00		840.00	6.00	6.00	840.00	100%
37	MINOR CONCRETE (GUTTER DEPRESSION) (CRS 311)	EA	4	950.00	3,800.00			4.00	3,800.00		3,800.00	4.00	4.00	3,800.00	100%
38	MINOR CONCRETE (MINOR STRUCTURE) (CONCRETE COLLAR PER RCFCO STD. M803)	EA	4	250.00	1,000.00			4.00	1,000.00		1,000.00	4.00	4.00	1,000.00	100%
39	DRAINAGE INLET (CRS 300, W = 21')	EA	4	6,000.00	24,000.00			4.00	24,000.00		24,000.00	4.00	4.00	24,000.00	100%
CCO 1	SUPPLEMENTARY TO THE RIVERSIDE COUNTY FLOOD CONTROL CONTRACT ITEMS	AP	0	1.00	0.00	13,004.01	13,004.01	13,004.01	13,004.01	13,004.01	13,004.01		13,004.01	13,004.01	100%

Item No.	Item Description	Units	Quantity	Unit Price	Original Contract Amount	Change Orders Quantity	Change Orders Amount	Amended Contract Quantity	Amended Contract Amount	This Estimate Quantity	This Estimate Amount	Previous Quantity	Total Estimate To Date Quantity	Total Estimate To Date Amount	% Auth.
Alternate Bid Schedule 1 - Market St. Pavement Rehab															
40	MOBILIZATION, DE-MOBILIZATION AND FINAL CLEANUP	LS	1	2,000.00	2,000.00			1.00	2,000.00	0.50	1,000.00	0.50	1.00	2,000.00	100%
41	DUST ABATEMENT	LS	1	1,000.00	1,000.00			1.00	1,000.00	1.00	1,000.00	1.00	1.00	1,000.00	100%
42	WATER POLLUTION CONTROL	LS	1	1,200.00	1,200.00			1.00	1,200.00	1.00	1,200.00	1.00	1.00	1,200.00	100%
43	TRAFFIC CONTROL SYSTEM	LS	1	2,000.00	2,000.00			1.00	2,000.00	1.00	2,000.00	1.00	1.00	2,000.00	100%
44	CLEARING AND GRUBBING	LS	1	2,000.00	2,000.00			1.00	2,000.00	1.00	2,000.00	1.00	1.00	2,000.00	100%
45	ROADWAY EXCAVATION	CY	830	41.00	34,030.00			830.00	34,030.00	828.62	34,030.00	828.62	828.62	33,973.42	100%
46	HOT MIX ASPHALT - TYPE A	TON	205	78.50	16,092.50			205.00	16,092.50	256.68	16,092.50	256.68	256.68	20,149.38	125%
47	HOT MIX ASPHALT - TYPE C	TON	695	69.50	48,302.50			695.00	48,302.50	603.12	48,302.50	603.12	603.12	41,916.84	87%
48	AGGREGATE BASE CLASS 2	CY	360	40.00	14,400.00			360.00	14,400.00	335.01	14,400.00	335.01	335.01	13,400.40	93%
49	PLACE ASPHALT CONCRETE DIKE (CRS 212 - 6")	LF	280	15.00	4,200.00			280.00	4,200.00	275.00	4,200.00	275.00	275.00	4,125.00	98%
50	MINOR CONCRETE (STAMPED COLORED CONCRETE)	SQFT	3,200	7.00	22,400.00			3,200.00	22,400.00	3,088.68	22,400.00	3,088.68	3,088.68	21,620.76	97%
51	ADJUST MANHOLE TO GRADE (STORM DRAIN)	EA	1	1,000.00	1,000.00			1.00	1,000.00	1.00	1,000.00	1.00	1.00	1,000.00	100%
51	SUPPLEMENTARY TO THE CITY OF JURUPA VALLEY'S CONTRACT ITEMS OF WORK	AP	0	1.00	0.00	4,689.11	4,689.11	4,689.11	4,689.11	4,689.11	4,689.11	4,689.11	4,689.11	4,689.11	100%
Alternate Bid Schedule 2 - Market St. Pavement Rehab															
52	MOBILIZATION, DE-MOBILIZATION AND FINAL CLEANUP	LS	1	2,000.00	2,000.00			1.00	2,000.00	0.50	1,000.00	0.50	1.00	2,000.00	100%
53	DUST ABATEMENT	LS	1	1,000.00	1,000.00			1.00	1,000.00	1.00	1,000.00	1.00	1.00	1,000.00	100%
54	WATER POLLUTION CONTROL	LS	1	1,200.00	1,200.00			1.00	1,200.00	1.00	1,200.00	1.00	1.00	1,200.00	100%
55	TRAFFIC CONTROL SYSTEM	LS	1	2,000.00	2,000.00			1.00	2,000.00	1.00	2,000.00	1.00	1.00	2,000.00	100%
56	CLEARING AND GRUBBING	LS	1	2,000.00	2,000.00			1.00	2,000.00	1.00	2,000.00	1.00	1.00	2,000.00	100%
57	ROADWAY EXCAVATION	CY	635	40.00	25,400.00			635.00	25,400.00	631.15	25,400.00	631.15	631.15	25,246.00	99%



Item No.	Item Description	Units	Quantity	Unit Price	Original Contract		Change Orders		Amended Contract		This Estimate		Previous Quantity		% Auth.
					Amount	Quantity	Amount	Quantity	Amount	Quantity	Amount	Quantity	Amount	Quantity	
58	HOT MIX ASPHALT - TYPE A	TON	160	78.50	12,560.00	160.00		12,560.00	198.40	15,574.40	198.40	15,574.40	124%		
59	HOT MIX ASPHALT - TYPE C	TON	540	69.50	37,530.00	540.00		37,530.00	468.61	32,588.40	468.61	32,588.40	87%		
60	AGGREGATE BASE CLASS 2	CY	275	40.00	11,000.00	275.00		11,000.00	224.22	8,968.80	224.22	8,968.80	82%		
61	MINOR CONCRETE (STAMPED COLORED CONCRETE)	SOFT	3,700	7.00	25,900.00	3,700.00		25,900.00	3,594.00	25,156.00	3,594.00	25,156.00	97%		
CCO 1	SUPPLEMENTARY TO THE CITY OF JURUPA VALLEY'S CONTRACT ITEMS OF WORK	AP	0	1.00	0.00	9,704.50	9,704.50	9,704.50	9,704.50	9,704.50	9,704.50	9,704.50	100%		
62	Alternate Bid Schedule 3 (RCSD) ADJUST MANHOLE TO GRADE [SEWER]	EA	3	1,000.00	3,000.00	3.00		3,000.00	3.00	3,000.00	3.00	3,000.00	100%		

PLEASE COMPLETE THIS INFORMATION
RECORDING REQUESTED BY:

KECIA HARPER-IHEM, CLERK OF THE BOARD
RIVERSIDE CO. CLERK OF THE BOARD
4080 LEMON STREET, 1ST FLOOR CAC
P O BOX 1147 - RIVERSIDE, CA 92502

MAIL STOP # 1010

AND WHEN RECORDED MAIL TO:

RETURN TO: STOP #1010
RIVERSIDE COUNTY CLERK OF THE BOARD
P. O. BOX 1147 - RIVERSIDE, CA 92502

2016-0482728

11/01/2016 11:38 AM

Customer Copy Label

The paper to which this label is affixed
has not been compared with the
filed/recorded document

Peter Aldana
County Of Riverside
Assessor-County Clerk-Recorder

THIS SPACE FOR RECORDERS USE ONLY

NOTICE OF COMPLETION

To be recorded with County Recorder
within 10 days after completion.
No recording fee.

Notice is hereby given by the undersigned owner, a public entity of the State of California, that a public work of
improvement has been completed, as follows:

Project title or description of work: Agua Mansa Road and Market Street Traffic Signal and Street Improvements

Date of Completion: Date of this notice 10/25/16

Nature of owner: County of Riverside, public entity

Interest or estate of owner: Public Roadway

Address of owner: 4080 Lemon Street, 8th Floor, Riverside, CA 92501

Name of contractor: Roadway Engineering & Contracting, Inc.

Street or legal description of site: Agua Mansa Road and Market Street

Dated: October 25, 2016

Owner: County of Riverside
(Name of Public Entity)

By: John J. Benoit
Chairman, Board of Supervisors
John J. Benoit

STATE OF CALIFORNIA)

COUNTY OF RIVERSIDE)

I am the Chairman of the governing board of the County of Riverside, the public entity which executed the
foregoing notice and on whose behalf I make this verification; I have read this notice, know its contents, and the same is
true. I certify under penalty of perjury that the foregoing is true and correct.

Executed at Riverside, California on 10/25/16 (Date)

John J. Benoit, Chairman of the Board of Supervisors
John J. Benoit

ATTEST:


KECIA HARPER-IHEM, Clerk
By: [Signature]
DEPUTY

10.25.16 3-42

COPY

FORM APPROVED COUNTY COUNSEL

BY: Marsha Victor 9/20/16
MARSHA VICTOR DATE



PETER ALDANA
COUNTY OF RIVERSIDE
ASSESSOR-COUNTY CLERK-RECORDER

Recorder
P.O. Box 751
Riverside, CA 92502-0751
(951) 486-7000


www.riversideacr.com

CERTIFICATION

Pursuant to the provisions of Government Code 27361.7, I certify under the penalty of perjury that the following is a true copy of illegible wording found in the attached document:

(Print or type the page number(s) and wording below):

CLARIFICATION OF THE SEAL for the Riverside County Board of Supervisors
(embossed on document)



Date: 10-25-16

Signature: *Karen Barton*

Print Name: Karen Barton, Board Assistant, Riverside County Clerk of the Board