

**SUBMITTAL TO THE BOARD OF SUPERVISORS  
COUNTY OF RIVERSIDE, STATE OF CALIFORNIA**



**FROM :** TRANSPORTATION AND LAND MANAGEMENT AGENCY-  
TRANSPORTATION

**SUBMITTAL DATE:**

September 1, 2016

**SUBJECT:** Notice of Completion and Contract Change Order Nos. 29S1 and 29S2 - Interstate 215 at Van Buren Boulevard Interchange Improvement Project. 1st and 5th Districts; [\$32,035,149 - Total Cost]; Local Funds 72% and Federal Funds 28%

**RECOMMENDED MOTION:** That the Board of Supervisors:

1. Execute and Authorize the County of Riverside Transportation Department (Transportation Department) to issue Contract Change Order Nos. 29S1 and 29S2 with Riverside Construction Company; and
2. Accept Interchange 215 (I-215) at Van Buren Boulevard Interchange Improvement Project as completed; and
3. Authorize the Chairman of the Board to execute the Notice of Completion and the Clerk of the Board to record the Notice.

**Policy**

<b>FINANCIAL DATA</b>	<b>Current Fiscal Year:</b>	<b>Next Fiscal Year:</b>	<b>Total Cost:</b>	<b>Ongoing Cost</b>
<b>COST</b>	\$ 32,035,149	\$ 0	\$ 32,035,149	\$ 0
<b>NET COUNTY COST</b>	\$ 0	\$ 0	\$ 0	\$ 0
<b>SOURCE OF FUNDS:</b> TCIF (19%), TUMF-NW Zone (3%), RCTC (3%), March JPA (46%), STP Discretionary (21%), FHWA-DEMO Funds (1%), and Developer Contribution (7%). There are no General funds used in this Project.			<b>Budget Adjustment:</b>	N/A
			<b>For Fiscal Year:</b>	16/17

**C.E.O. RECOMMENDATION:**

---

**MINUTES OF THE BOARD OF SUPERVISORS**

On motion of Supervisor Benoit, seconded by Supervisor Washington and duly carried by unanimous vote, IT WAS ORDERED that the above matter is approved as recommended.

**Ayes:** Jeffries, Tavaglione, Washington, Benoit and Ashley  
**Nays:** None  
**Absent:** None  
**Date:** October 25, 2016  
**xc:** Transp., Recorder

Kecia Harper-Ihem  
 Clerk of the Board  
 By: *Kecia Harper-Ihem*  
 Deputy

3-44

**SUBMITTAL TO THE BOARD OF SUPERVISORS COUNTY OF RIVERSIDE,  
STATE OF CALIFORNIA**

**BACKGROUND:**

**Summary**

By Minute Order 3.12 of April 16, 2012, the Board of Supervisors entered into a contract with Riverside Construction Company of Riverside, CA for the construction of interchange improvements at I-215 at Van Buren Boulevard.

Change Order Nos. 29S1 and 29S2 became necessary in order to improve drainage conditions and eliminate ponding and blockage of existing drainage inlets along Van Buren Boulevard between Meridian Parkway and Avenue A. This situation was noted after some severe storms in late 2014 and early 2015, after the contractor had been granted relief of maintenance for the project but before the Notice of Completion could be issued. The contractor was then remobilized to perform this work since the project had not yet been closed out. The designer of the project, Kimley-Horn and Associates, Inc., recognizes that it was an oversight on their part to not include the drainage improvements as part of the Interchange Project. Kimley-Horn and Associates, Inc. has accepted responsibility for approximately 50% of the total cost of the drainage improvements (\$363,000) and has submitted \$176,000 to the County of Riverside (County).

Contract Change Order No. 29 in the amount of \$148,000 was approved by the Director of Transportation on May 28<sup>th</sup>, 2015; however, these funds were not sufficient to pay for the total costs of this change. The total amount of Contract Change Orders Nos. 29S1 and 29S2 is \$215,000 (0.71% of the original contract amount), which exceeds the maximum change order amount that can be authorized by the Director of Transportation and requires Board of Supervisors approval in accordance with Resolution 93-047.

The originally authorized amount of the contract was \$30,304,197. The total amended contract is \$32,035,149 which is 5.7% more than the originally authorized amount. The contract change orders are discussed in detail in the attached Contract Change Order Report. There were four major factors that resulted in change orders for the I-215 at Van Buren Interchange project:

- Unforeseen issues such as impacts to utility lines and existing facilities, changes to architectural features, additional grading, and railroad flagging (\$1,032,917)
- Changes required by the California Department of Transportation Department (Caltrans) to enhance safety and to meet current Caltrans standards (\$500,086)
- Additional fencing, gates, lighting, and signage (\$205,051)
- Drainage Improvements to improve drainage conditions and eliminate ponding (\$363,000)

The construction was completed in conformance with the plans and specifications and the contractor was granted relief of maintenance on April 30, 2014. Work Order Number B7-0798, STPLN-5956(201).

**Impact on Residents and Businesses**

The improvements have increased the capacity of the interchange to accommodate the projected traffic growth and facilitate the expansion of the Meridian Business Park and March Health Care Campus. The March re-use project is expected to create thousands of jobs in the county.

**SUBMITTAL TO THE BOARD OF SUPERVISORS COUNTY OF RIVERSIDE,  
STATE OF CALIFORNIA**

**SUPPLEMENTAL:**

**Additional Fiscal Information**

**Budget**

Original Contract Amount		\$30,304,197
Total Change Orders Authorized	6.2%	\$1,886,055
Estimated Pending Change Orders	0.7%	\$215,000
Authorized Contract Amount		\$32,405,252
* Quantity Adjustments	-1.2%	(\$370,103)
+ CCO FA Adjustments	0.0%	\$0
Total Amended Contract Amount	105.7%	<u>\$32,035,149</u>

**Expenditures**

Total Progress Payments	\$31,820,149
Estimated Pending Payments	<u>\$215,000</u>
Total Expenditures	<u>\$32,035,149</u>

**(Over)/Under Contract Amount** (\$0)

+ Change Orders using the Force Account method of payment issued prior to the work being completed generally do not use the total authorized amount.

\* CAL-Trans Standard Specifications 4-1.03B. Increases or decreases in the quantity of a contract item of work will be determined by comparing the total pay quantity of such item of work with the Engineer's Estimate. If the total pay quantity of any item of work required under the contract varies from the Engineer's Estimate by 25 percent or less, payment will be made for the quantity of work of said item performed at the contract unit price, unless eligible for adjustment pursuant to Section 4-1.03C, "Changes in Character of Work."

This project was funded with \$6,086,679 of Trade Corridor Improvement Fund (TCIF), \$961,054 of Transportation Uniform Mitigation Fee (TUMF) funds, \$961,054 of Riverside County Transportation Commission (RCTC) funds, \$14,736,169 of March Joint Powers Authority (JPA) funds, \$6,727,381 Surface Transportation Program (STP) Discretionary funds, \$320,352 of Federal Highway Administration (FHWA)-DEMO funds and \$2,242,460 of Developer Contribution funds.

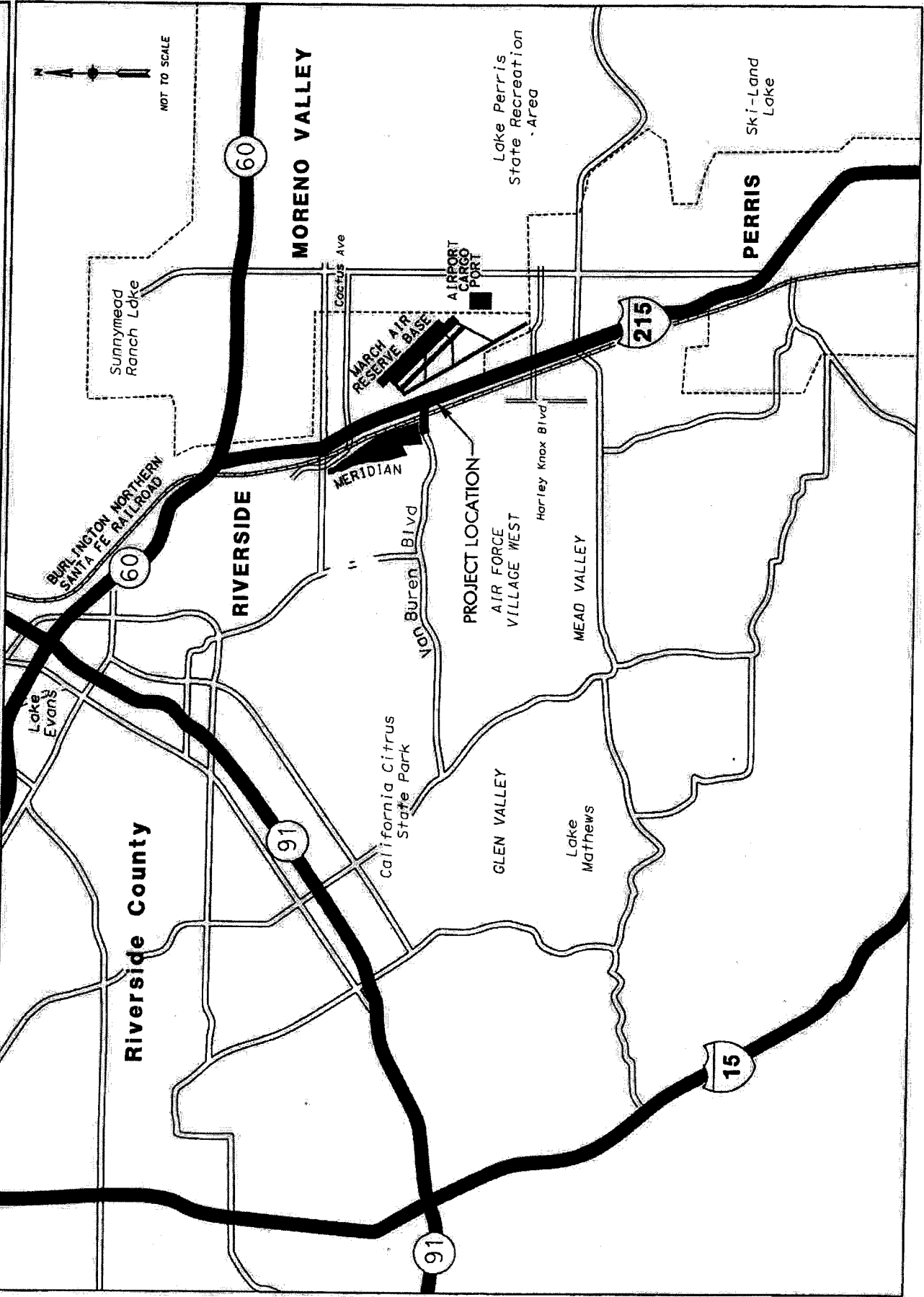
**Contract History and Price Reasonableness**

Ten bids were received on February 12, 2012. The basis for the selection of a contractor is the lowest responsive and responsible bid. The lowest responsible bid was submitted by Riverside Construction Company Inc. of Riverside, CA in the amount of \$30,304,197, which was \$10,851,828 (26.37%) lower than the Engineer's Estimate. The total amended contract amount is \$32,035,149, which is 22% lower than the Engineers Estimate.

**ATTACHMENTS:**

Vicinity Map  
Change Order Report  
Progress Estimate Report  
Notice of Completion  
Letter of Transmittal for Change Order No. 29S1  
Letter of Transmittal for Change Order No. 29S2

I-215 at Van Buren Boulevard Interchange Improvements



VICINITY MAP

10-25-16  
MT 2247

**CHANGE ORDER REPORT**  
**(I-215 at Van Buren Blvd. Interchange Improvements)**

CCO #	Amount	Percent	Description
	Original Contract Amount \$30,304,197		
1	\$10,078	0.03%	Installing temporary fence with barbed wire along the western side of March Air Museum and relocating main gate to a location designated by the museum management.
2	\$100,000	0.33%	Conducting Bird Nesting exclusion work to prevent nesting under and inside existing structures, manual removal of vegetation of areas within 200' of existing active nests inside overhead structure cells, locating, protecting, repairing, removing and rearrangement of underground facilities or buried man-made objects not described in the contract in order to improve safety, public convenience and mitigate various regulatory and environmental protection measures.
2S1	\$50,000	0.16%	Additional compensation to contractor for locating, protecting, repairing, removing and rearrangement of underground facilities or buried man-made objects not described in the Contract or in a substantially different location or due to rearrangement different from the Contract.
2S2	\$30,000	0.10%	Additional compensation to contractor for locating, protecting, repairing, removing and rearrangement of underground facilities or buried man-made objects not described in the Contract or in a substantially different location or due to rearrangement different from the Contract.
3	\$60,000	0.20%	Install new poles and overhead power line adjacent to Edison's pole/power supply in order to provide temporary power supply to the project's existing signals and street lights to be used during construction at various stages
3S1	\$15,000	0.05%	Additional work associated with installing, maintaining and removal of poles and overhead power line to continue providing temporary power supply to the project's existing signals and street lights to be used during construction at various stages
4	\$48,860	0.16%	Install new pole and video camera for progress monitoring and documenting throughout construction durations.
5	\$0.00	0.00%	54 working day contract extension for various delay notices associates with critical and sub critical activities that significantly impacted the progress of work since the start of this project.
5S1	\$80,000	0.26%	Additional costs associated with BNSF Railroad Flagging for the period starting at the beginning of the project through October 20, 2012 due to encountered bird nesting under Van Buren Overhead bridge.
5S2	\$30,000	0.10%	Additional costs associated with BNSF Railroad Flagging coordination for constructing Stage-2 Overhead Bridge, demolition of existing Overhead Bridge and other related improvements within/adjacent to BNSF Right of Way.
5S3	\$15,000	0.05%	Additional costs associated with BNSF and SCRRRA Railroad Flagging coordination for constructing Stage-2 Overhead Bridge, demolition of existing Overhead Bridge and other related improvements within/adjacent to BNSF/SCRRRA Right of Way
6	\$65,000	0.21%	Furnish and install street light poles on Van Buren Blvd. along the frontage of March Air Museum to provide adequate street lighting along the

10-25-16  
MT 2247

**CHANGE ORDER REPORT**  
**(I-215 at Van Buren Blvd. Interchange Improvements)**

			frontage and entrances to the museum on the east side of Van Buren Blvd. as requested by March Joint Powers Authority
7	\$110,300	0.36%	Construct 9 CIDH pile foundations for Overhead Sign Structures at various locations throughout project site.
8	\$0.00	0.00%	Revision of multiple lane closure charts in the contract's special provisions to allow multiple lane closures along I-215 freeway and the construction of Van Buren Overcrossing Bridge.
9	\$38,775	0.13%	Construction of bridge fence architectural features with Aluminum instead of Steel material, constructing revised larger size precast emblems at the bridge's slope paving at Abutments 1 & 3, and constructing drainage system along Retaining Wall No. 5. These changes were made to enhance the appearance of the architectural features and make it lighter and more visible to the traveling public. Lighter fence improved drainage along retaining wall No. 5.
10	\$15,000	0.05%	Provides compensation to the contractor for half of all the costs associated establishing the Disputes Review Board referred to as the "DRB" in accordance with Section 5-1.17, "Dispute Review Board," of Addendum # 1 dated December 29, 2011.
11	\$16,780	0.06%	PVC coating added to the Galvanized Chain-link Fence along March Air Museum east of Van Buren Blvd. for an estimated 2000ft long to enhance the appearance of the permanent Chain-Link fence replacing the existing fence.
12	\$0.00	0.00%	Full ramp closures along I-215/Van Buren Blvd. directions to provide for closing up ramps to allow for pouring stem & soffit, and deck concrete at the Van Buren Blvd. Overcrossing Bridge from both (SB & NB) ramps.
13	\$0.00	0.00%	Adding approximately 500 feet extension of temporary K-Rail, as requested by the contractor to be able to commence partial construction of retaining wall no. 5 (Ahead of schedule/out of stage)
14	\$14,236	0.05%	Relocating the conflicting 4' Irrigation line along the Cemetery west of Avenue-A on eastbound Van Buren Blvd. per plans provided by the Cemetery Representatives.
14S1	\$12,539	0.04%	Furnishing and placing 11/2"-3' Grey River rock along the National Cemetery's sidewalk along eastbound Van Buren Blvd. 'between newly constructed sidewalk and existing fence'.
15	\$63,872	0.21%	Incorporating textured paving (integral color) instead of powered shake surface application, install Grey PVC coated fence along the Van Buren Overcrossing and Overhead Bridge instead of designated galvanized fence, and demolishing and disposing of various unidentified concrete structures at various locations throughout project site.
16	\$86,091	0.28%	Placing additional rebar and thicker concrete slab on top of existing 96" MWD waterline along Channel-A per MWD's directions, relocating bridge light pole locations to match concrete barrier architectural features and bridge plans along Van Buren Overcrossing Bridge, placing additional rebar and thicker invert section for Drainage System #23C under Van Buren Blvd. embankment "west of Overhead Bridge- Abut-1", and constructing 4" PVC irrigation line extensions beyond pipe sections through both bridges and tying into original connection point northwest of Avenue A on the west end and east of northbound on ramp on the east end.
17	\$45,000	0.15%	Extending Deck Drains beyond the ends of Abutments 1 & 3 and drain/daylight outside side slope and constructing Concrete Barrier in front

**CHANGE ORDER REPORT**  
**(I-215 at Van Buren Blvd. Interchange Improvements)**

			of existing Overhead sign structure located east of I-215/Northbound, south of NBOFF ramp at Cactus Avenue.
18	\$22,000	0.07%	Furnish and Install Extra Signs at various locations along Meridian, Cactus, and Van Buren Blvd. detours during various construction stages and as directed by the Engineer. Clean Debris and weed within Freeway Median and shoulders within the project limits accumulated since the start of the project.
18S1	\$22,000	0.07%	Additional funds to Furnish and Install Extra Signs at various locations along Meridian, Cactus, and Van Buren Blvd. detours during various construction stages and as directed by the Engineer. Clean Debris and weed within Freeway
19	\$147,387	0.49%	Performing additional grading and building up fill within the Northbound Loop ON Ramp to the grades and slopes shown on the attached plans and details while maintaining adequate drainage pattern southerly toward the existing drainage inlet. A 58-Working Days Contract time extension is granted to the contractor for placing and grading additional fill within the NB-Loop On ramp per prior agreement with the Contractor
20	\$116,719	0.39%	Furnishing and fabricating new sign structure (sign truss and post) to replace the existing OH Sign Structure #SS2-4 located at the south end of NBOFF Ramp in order to Comply with Caltrans's guidelines for Extra Legal Load Network Requirements. Providing for a higher clearance.
21	\$53,008	0.17%	Performing various extra work items including furnishing and installing a new fence along the northern side of the OH Bridge, supply and install 2 irrigation controller cabinets, re-align layout, add wire mesh reinforcement and construct dry pack mortar to finished jet vapor trails within the NB-loop on-ramp and raise a manhole to grade per direction by WMWD. In compliance with Caltrans's guidelines and railroad guidelines for the northern bridge fence, enhance appearance/ strengthen structural integrity for jet vapor trails within the NB-Loop ON Ramp.
22	\$50,000	0.16%	Constructing an Emergency Access and Crash gate to the March Air Reserve Base from Van Buren Blvd in compliance with a request submitted by Mach Air Reserve Base and March Joint Powers Authority.
23	\$90,052	0.30%	Furnishing and installing new street light poles at the north end of SB OFF ramp, placing additional rebar for Van Buren OH bridge -Abutment-2 footing, break and remove/haul away existing concrete structure and CTPB along NB-Loop On Ramp and adjacent of NB shoulder widening, fabricate and install additional vertical rebar due to wall height increase, fabricating/adjusting wall form liner, and cleaning debris and weed removal along I-215/NB south of the museum as requested by MJPA and March Air Museum.
25	\$55,000	0.18%	Furnishing and installing new Audible Pedestrian System (APS) in compliance with new Caltrans directive for replacing the pedestrian push with this new system.
26	\$67,359	0.22%	Furnishing and installing Specifications 2-each Calsense Controllers per County Specifications "Original Contract Spec's" at the NW corner of Van Buren Blvd. and Opportunity Way (North of Station 24+50) and the second Controller near March Air Museum (attached plans) showing locations. Also, relocated backflow device and add mainline-conduit to the new controller locations, install conduit and cables from new power source "installed by Edison" to the Irrigation Controller Cabinet, and pay for WMWD water meter relocation fee

**CHANGE ORDER REPORT**  
**(I-215 at Van Buren Blvd. Interchange Improvements)**

27	\$58,000	0.19%	This Contract Change Order provides for compensating the contractor for furnishing and installing additional loops on the NB/SB on ramps, add video detection system at Pole #B and modify signals at Location-2 to mitigate failures during Caltrans OS's functionality tests/final inspection "relating to plans/design deficiencies". These changes/modifications will address all remaining functional deficiencies/comments resulting from Caltrans OS functionality tests.
28	\$150,000	0.49%	Furnishing and constructing Type 60SC Concrete Barrier and Metal Beam Guard Rail Tie-ins along the Northbound On Ramp. Also relocate conflicting pull boxes to grade in the barrier in order to address Caltrans Safety Committee comments concerning adding a form of vehicular protection along the Northbound onramp side slope and obtain Final Acceptance and Relief from Maintenance.
29	\$148,000	0.49%	Furnishing and constructing new Drainage systems across Van Buren Blvd. at the locations designated in plans (provided by the designer – Kimley Horn), (west of Meridian and east of Opportunity Way), and tie into existing Junction Structure/ 36"dia. RCP drainage system as detailed on the attached plans, also remove existing inlet and replace with 7' Catch Basin No.1 per RCFC&WCD Standards CB100 north & south of Van Buren Blvd. near Station: ~703+/- . This is to improve drainage conditions and eliminate ponding and blockage of existing drainage inlets along Van Buren Blvd. between Meridian and Avenue A
Authorized Change Orders	\$1,886,055	6.22%	
29S1	\$140,000	0.46%	Furnishing and constructing new Drainage systems across Van Buren Blvd. at the locations designated in plans (provided by the designer – Kimley Horn), (west of Meridian and east of Opportunity Way), and tie into existing Junction Structure/ 36"dia. RCP drainage system as detailed on the attached plans, also remove existing inlet and replace with 7' Catch Basin No.1 per RCFC&WCD Standards CB100 north & south of Van Buren Blvd. near Station: ~703+/- . This is to improve drainage conditions and eliminate ponding and blockage of existing drainage inlets along Van Buren Blvd. between Meridian and Avenue A
29S2	\$75,000	0.25%	Furnishing and constructing new Drainage systems across Van Buren Blvd. at the locations designated in plans (provided by the designer – Kimley Horn), (west of Meridian and east of Opportunity Way), and tie into existing Junction Structure/ 36"dia. RCP drainage system as detailed on the attached plans, also remove existing inlet and replace with 7' Catch Basin No.1 per RCFC&WCD Standards CB100 north & south of Van Buren Blvd. near Station: ~703+/- . This is to improve drainage conditions and eliminate ponding and blockage of existing drainage inlets along Van Buren Blvd. between Meridian and Avenue A
Total Change Orders	2,101,055	6.93%	
Quantity Adjustments	-\$370,103	-1.2%	
Change Order Total and New Contract Total	\$32,035,149		





Contractor: Riverside Construction Company  
 P.O. Box 1146  
 Riverside, CA 92502

Estimate No. 37 Final  
 From: April 28, 2016  
 To: June 24, 2016

Item No.	Item Description	Units	Quantity	Unit Price	Original Contract Amount	Change Authorized Quantity	Change Authorized Amount	Total Authorized Quantity	Total Authorized Amount	This Estimate Quantity	Amount	Previous Quantity	Amount	Total Estimate To Date Quantity	Amount	% Comp.
CCO 25	AUDIBLE PEDETRIAN SYSTEM	FA	0	1.00	0.00	55,000.00	55,000.00	55,000.00	55,000.00	54,581.36	54,581.36	54,581.36	54,581.36	54,581.36	54,581.36	99%
CCO 26	IRRIGATION CONTROLLER SYSTEM	AP	0	1.00	0.00	67,358.55	67,358.55	67,358.55	67,358.55	65,781.25	65,781.25	65,781.25	65,781.25	65,781.25	65,781.25	98%
CCO 27	TRAFFIC CONTROL	FA	0	1.00	0.00	58,000.00	58,000.00	58,000.00	58,000.00	57,823.69	57,823.69	57,823.69	57,823.69	57,823.69	57,823.69	98%
CCO 28	CONCRETE BARRIER & METAL BEAM GUARD RAIL	FA	0	1.00	0.00	150,000.00	150,000.00	150,000.00	150,000.00	141,193.86	141,193.86	141,193.86	141,193.86	141,193.86	141,193.86	94%
CCO 29	DRAINAGE SYSTEM	FA	0	1.00	0.00	148,000.00	148,000.00	148,000.00	148,000.00	146,662.98	146,662.98	146,662.98	146,662.98	146,662.98	146,662.98	99%
CCO 28S1	NEW DRAINAGE SYSTEM	FA	0	1.00	0.00	140,000.00	140,000.00	140,000.00	140,000.00	140,000.00	140,000.00	140,000.00	140,000.00	140,000.00	140,000.00	100%
CCO 28S2	NEW DRAINAGE SYSTEM	FA	0	1.00	0.00	75,000.00	75,000.00	75,000.00	75,000.00	75,000.00	75,000.00	75,000.00	75,000.00	75,000.00	75,000.00	100%
<b>PROJECT TOTAL</b>					30,304,198.80	2,101,053.18	32,405,251.98	32,405,251.98	215,000.00	215,000.00	32,035,149.38	32,035,149.38	32,035,149.38	32,035,149.38	32,035,149.38	0%

Made by: Wael Elgohr  
 Checked by: *[Signature]*  
 OK Const. Supv. *[Signature]*

Working Days: 320  
 Days Added: 116  
 Subtotal: 438  
 Days Used: 432  
 % Time Elapsed: 99%

Start Date: 7-9-12  
 End Date: 4-30-14  
 % Complete: 99%  
 Original Contract: \$30,304,198.80  
 Amended Contract: \$32,405,251.98

TOTAL VALUE OF WORK TO DATE: \$32,035,149.38  
 LESS RETENTION: 0%  
 TOTAL DUE TO DATE: \$32,035,149.38  
 LESS PREVIOUSLY INVOICED: 31,820,149.38  
 LESS LABOR NON COMPLIANCE: 0.00  
 TOTAL DUE THIS PAYMENT: \$215,000.00

This Estimate Approved \_\_\_\_\_ Date: \_\_\_\_\_ for: \_\_\_\_\_  
 Patricia Romo, Director of Transportation

Quantities on This Estimate Approved *[Signature]* Date: 7/13/16  
 Riverside Construction Company

10-25-16  
 MT 22417

Contractor: Riverside Construction Company  
 P.O. Box 1168  
 Riverside, CA 92502

SHEET 1 of 10

Process Construction Inspection 8/22/2016



Estimate No. 37 Final  
 From: April 26, 2016  
 To: June 26, 2016

Item No.	Item Description	Units	Quantity	Unit Price	Original Contract Amount	Change Authorized Quantity	Change Authorized Amount	Total Authorized Quantity	Total Authorized Amount	This Estimate Quantity	This Estimate Amount	Previous Quantity	Previous Amount	Total Estimate To Date Quantity	Total Estimate To Date Amount	% Adj.
1	PROGRESS SCHEDULE (CRITICAL PATH METHOD)	LS	1	5,000.00	5,000.00			1.00	5,000.00	1.00	5,000.00	1.00	5,000.00	1.00	5,000.00	100%
2	TEMPORARY FENCE (TYPE ESA)	LF	740	6.00	4,440.00			740.00	4,440.00			754.00	4,524.00	754.00	4,524.00	102%
3	CONSTRUCTION SITE MANAGEMENT	LS	1	65,000.00	65,000.00			1.00	65,000.00			1.00	65,000.00	1.00	65,000.00	100%
4	PREPARE STORM WATER POLLUTION PREVENTION PLAN	LS	1	3,500.00	3,500.00			1.00	3,500.00			1.00	3,500.00	1.00	3,500.00	100%
5	MOVE IN/ MOVE OUT (TEMPORARY EROSION CONTROL)	EA	15	500.00	7,500.00			15.00	7,500.00			5.00	2,500.00	5.00	2,500.00	33%
6	TEMPORARY FIBER ROLL	LF	279,000	2.00	558,000.00			279,000.00	558,000.00			37,065.00	74,130.00	37,065.00	74,130.00	13%
7	TEMPORARY CONCRETE WASHOUT FACILITY	EA	17	1,000.00	17,000.00			17.00	17,000.00			17.00	17,000.00	17.00	17,000.00	100%
8	TEMPORARY CONSTRUCTION ENTRANCE	EA	21	1,500.00	31,500.00			21.00	31,500.00			13.00	19,500.00	13.00	19,500.00	62%
9	TEMPORARY CHECK DAM	LF	67,700	3.50	236,950.00			67,700.00	236,950.00			36,933.4600	129,267.11	36,933.4600	129,267.11	56%
10	TEMPORARY DRAINAGE INLET PROTECTION	EA	68	150.00	10,200.00			68.00	10,200.00			40.00	6,000.00	40.00	6,000.00	59%
11	TEMPORARY HYDRAULIC MULCH	SQYD	554,000	0.60	332,400.00			554,000.00	332,400.00			525,760.76	315,668.46	525,760.76	315,668.46	95%
12	STREET SWEEPING	LS	1	10,000.00	10,000.00			1.00	10,000.00			1.00	10,000.00	1.00	10,000.00	100%
13	STORM WATER ANNUAL REPORT	LS	1	2,500.00	2,500.00			1.00	2,500.00			1.00	2,500.00	1.00	2,500.00	100%
14	CONSTRUCTION AREA SIGNS	LS	1	70,000.00	70,000.00			1.00	70,000.00			1.00	70,000.00	1.00	70,000.00	100%
15	TRAFFIC CONTROL SYSTEM	LS	1	150,000.00	150,000.00			1.00	150,000.00			1.00	150,000.00	1.00	150,000.00	100%
16	TYPE III BARRICADE	EA	110	100.00	11,000.00			110.00	11,000.00			108.00	10,800.00	108.00	10,800.00	98%
17	TEMPORARY PAVEMENT MARKING (PAINT)	SQFT	3,190	3.00	9,570.00			3,190.00	9,570.00			3,897.80	11,675.40	3,897.80	11,675.40	122%
18	TEMPORARY TRAFFIC STRIPE (PAINT)	LF	242,000	0.30	72,600.00			242,000.00	72,600.00			295,065.00	88,518.50	295,065.00	88,518.50	122%
19	TRAFFIC PLASTIC DRUM	EA	400	35.00	14,000.00			400.00	14,000.00			448.00	15,680.00	448.00	15,680.00	112%
20	TEMPORARY PAVEMENT MARKER	EA	12,000	3.50	42,000.00			12,000.00	42,000.00			12,356.00	43,246.00	12,356.00	43,246.00	103%
21	TEMPORARY SIGNAL AND LIGHTING	LS	1	100,000.00	100,000.00			1.00	100,000.00			1.00	100,000.00	1.00	100,000.00	100%
22	PORTABLE CHANGEABLE MESSAGE SIGN	LS	1	25,000.00	25,000.00			1.00	25,000.00			1.00	25,000.00	1.00	25,000.00	100%
23	TEMPORARY RAILING (TYPE K)	LF	40,200	8.00	321,600.00			40,200.00	321,600.00			40,594.00	324,752.00	40,594.00	324,752.00	101%
24	TEMPORARY CRASH CUSHION MODULE	EA	193	150.00	28,950.00			193.00	28,950.00			171.00	25,650.00	171.00	25,650.00	89%
25	REMOVE YELLOW THERMOPLASTIC STRIPE (HAZARDOUS WASTE)	LF	23,000	0.50	11,500.00			23,000.00	11,500.00			19,950.00	9,975.00	19,950.00	9,975.00	87%
26	ABANDON WATER FACILITY	LF	650	15.00	9,750.00			650.00	9,750.00			650.00	9,750.00	650.00	9,750.00	100%
27	REMOVE CHAIN LINK FENCE	LF	9,700	4.00	38,800.00			9,700.00	38,800.00			9,927.00	39,708.00	9,927.00	39,708.00	102%



Contractor: Riverside Construction Company  
 Address: P.O. Box 1148  
 City, State, Zip: Riverside, CA 92502

From: April 24, 2016  
 To: June 24, 2018

Item No.	Item Description	Units	Quantity	Unit Price	Original Contract Amount	Change Authorized Quantity	Change Authorized Amount	Total Authorized Quantity	Total Authorized Amount	This Estimate Quantity	Amount	Previous Quantity	Amount	Total Estimate To Date Quantity	Amount	% Auth.
28	REMOVE METAL BEAM GUARD RAILING	LF	1,870	8.00	14,960.00			1,870.00	14,960.00			2,225.30	17,802.40	2,225.30	17,802.40	118%
29	REMOVE DOUBLE THREE BEAM BARRIER	LF	150	12.00	1,800.00			150.00	1,800.00			150.00	1,800.00	150.00	1,800.00	100%
30	REMOVE FLARED END SECTION	EA	8	250.00	2,000.00			8.00	2,000.00			10.00	2,500.00	10.00	2,500.00	125%
31	REMOVE THERMOPLASTIC TRAFFIC STRIPE	LF	74,400	0.50	37,200.00			74,400.00	37,200.00			43,407.00	21,703.50	43,407.00	21,703.50	58%
32	REMOVE THERMOPLASTIC PAVEMENT MARKING	SQFT	1,320	1.50	1,980.00			1,320.00	1,980.00			288.00	428.00	288.00	428.00	22%
33	REMOVE ROADSIDE SIGN	EA	57	100.00	5,700.00			57.00	5,700.00			54.00	5,400.00	54.00	5,400.00	95%
34	REMOVE SIGN STRUCTURE	EA	10	3,000.00	30,000.00			10.00	30,000.00			10.00	30,000.00	10.00	30,000.00	100%
35	REMOVE CULVERT	LF	660	50.00	33,000.00			660.00	33,000.00			660.00	33,000.00	660.00	33,000.00	100%
36	REMOVE INLET	EA	7	1,000.00	7,000.00			7.00	7,000.00			8.00	8,000.00	8.00	8,000.00	114%
37	REMOVE HEADWALL	EA	18	1,500.00	27,000.00			18.00	27,000.00			17.00	25,500.00	17.00	25,500.00	94%
38	REMOVE MANHOLE	EA	1	1,200.00	1,200.00			1.00	1,200.00			1.00	1,200.00	1.00	1,200.00	100%
39	REMOVE BASE AND SURFACING	LS	1	2,500.00	2,500.00			1.00	2,500.00			1.00	2,500.00	1.00	2,500.00	100%
40	RELOCATE ROADSIDE SIGN	EA	6	1,000.00	6,000.00			6.00	6,000.00			2.00	2,000.00	2.00	2,000.00	33%
41	COLD PLANE ASPHALT CONCRETE PAVEMENT (2" MAX)	SQYD	450	10.00	4,500.00			450.00	4,500.00			450.00	4,500.00	450.00	4,500.00	100%
42	REMOVE CONCRETE (CHANNEL)	SQFT	5,240	2.00	10,480.00			5,240.00	10,480.00			6,550.00	13,100.00	6,550.00	13,100.00	125%
43	BRIDGE REMOVAL, LOCATION A	LS	1	135,000.00	135,000.00			1.00	135,000.00			1.00	135,000.00	1.00	135,000.00	100%
44	BRIDGE REMOVAL, LOCATION B	LS	1	135,000.00	135,000.00			1.00	135,000.00			1.00	135,000.00	1.00	135,000.00	100%
45	CLEARING AND GRUBBING	ACRE	19	5,000.00	95,000.00			19.00	95,000.00			19.00	95,000.00	19.00	95,000.00	100%
46	REMOVE PALM TREE	EA	4	1,500.00	6,000.00			4.00	6,000.00			4.00	6,000.00	4.00	6,000.00	100%
47	DEVELOP WATER SUPPLY	LS	1	50,000.00	50,000.00			1.00	50,000.00			1.00	50,000.00	1.00	50,000.00	100%
48	ROADWAY EXCAVATION	CY	182,000	8.50	1,547,000.00			182,000.00	1,547,000.00			182,000.00	1,547,000.00	182,000.00	1,547,000.00	100%
49	LEAD COMPLIANCE PLAN	LS	1	3,500.00	3,500.00			1.00	3,500.00			1.00	3,500.00	1.00	3,500.00	100%
50	STRUCTURE EXCAVATION (BRIDGE)	CY	4,300	40.00	172,000.00			4,300.00	172,000.00			4,300.00	172,000.00	4,300.00	172,000.00	100%
51	STRUCTURE EXCAVATION (RETAINING WALL)	CY	3,030	20.00	60,600.00			3,030.00	60,600.00			3,030.00	60,600.00	3,030.00	60,600.00	100%
52	STRUCTURE BACKFILL (BRIDGE)	CY	10,300	25.00	257,500.00			10,300.00	257,500.00			10,300.00	257,500.00	10,300.00	257,500.00	100%
53	STRUCTURE BACKFILL (RETAINING WALL)	CY	13,500	10.00	135,000.00			13,500.00	135,000.00			13,500.00	135,000.00	13,500.00	135,000.00	100%
54	PERVIOUS BACKFILL MATERIAL (RETAINING WALL)	CY	3,260	10.00	32,600.00			3,260.00	32,600.00			3,260.00	32,600.00	3,260.00	32,600.00	100%

Contractor: Riverside Construction Company  
 Address: P.O. Box 1146  
 City, State, Zip: Riverside, CA 92502

Estimate No. 37 Final  
 From: April 26, 2016  
 To: June 25, 2016



Item No.	Item Description	Units	Quantity	Unit Price	Original Contract Amount	Change Authorized Quantity	Change Authorized Amount	Total Authorized Quantity	Total Authorized Amount	This Estimate Quantity	This Estimate Amount	Previous Quantity	Previous Amount	Total Estimate To Date Quantity	Total Estimate To Date Amount	% Adv.
55	F DITCH EXCAVATION	CY	4,190	15.00	62,850.00			4,190.00	62,850.00			4,190.00	62,850.00	4,190.00	62,850.00	100%
56	HIGHWAY PLANTING	LS	1	180,000.00	180,000.00			1.00	180,000.00			1.00	180,000.00	1.00	180,000.00	100%
57	ROCK BLANKET	SOYD	1,380	48.00	66,240.00			1,380.00	66,240.00			1,380.00	66,240.00	1,380.00	66,240.00	100%
58	GRAVEL (MISC AREAS) (SOYD)	SOYD	8,490	12.00	101,880.00			8,490.00	101,880.00			8,490.00	101,880.00	8,490.00	101,880.00	100%
59	TRANSPLANT PALM TREE	EA	68	650.00	44,850.00			68.00	44,850.00			68.00	44,850.00	68.00	44,850.00	100%
60	MAINTAIN EXISTING PLANTED AREAS	LS	1	1,000.00	1,000.00			1.00	1,000.00			1.00	1,000.00	1.00	1,000.00	100%
61	PLANT ESTABLISHMENT WORK	LS	1	100,000.00	100,000.00			1.00	100,000.00			1.00	100,000.00	1.00	100,000.00	100%
62	MAINTAIN EXISTING IRRIGATION FACILITIES	LS	1	1,000.00	1,000.00			1.00	1,000.00			1.00	1,000.00	1.00	1,000.00	100%
63	IRRIGATION SYSTEM	LS	1	75,000.00	75,000.00			1.00	75,000.00			1.00	75,000.00	1.00	75,000.00	100%
64	F 4" SUPPLY LINE (BRIDGE)	LF	556	200.00	111,200.00			556.00	111,200.00			556.00	111,200.00	556.00	111,200.00	100%
65	12" CORRUGATED HIGH DENSITY POLYETHYLENE PIPE CONDUIT	LF	554	35.00	19,390.00			554.00	19,390.00			554.00	19,390.00	554.00	19,390.00	125%
66	FINISHING ROADWAY	LS	1	10,000.00	10,000.00			1.00	10,000.00			1.00	10,000.00	1.00	10,000.00	100%
67	CLASS 2 AGGREGATE SUBBASE	CY	792	60.00	47,520.00			792.00	47,520.00			792.00	47,520.00	792.00	47,520.00	100%
68	CLASS 2 AGGREGATE BASE	CY	46,300	25.00	1,157,500.00			46,300.00	1,157,500.00			46,300.00	1,157,500.00	46,300.00	1,157,500.00	100%
69	LEAN CONCRETE BASE	CY	528	165.00	87,120.00			528.00	87,120.00			528.00	87,120.00	528.00	87,120.00	107%
70	LIQUID ASPHALT (PRIME COAT)	TON	115	700.00	80,500.00			115.00	80,500.00			115.00	80,500.00	115.00	80,500.00	112%
71	ASPHALTIC EMULSION (FOG SEAL COAT)	TON	4.7	700.00	3,290.00			4.70	3,290.00			4.70	3,290.00	4.70	3,290.00	102%
72	RUBBERIZED HOT MIX ASPHALT (GAP GRADED)	TON	7,370	72.00	530,640.00			7,370.00	530,640.00			7,370.00	530,640.00	7,370.00	530,640.00	0%
73	HOT MIX ASPALT (USE W/ GC/QA)	TON	90,800	65.00	5,889,000.00			90,800.00	5,889,000.00			90,800.00	5,889,000.00	90,800.00	5,889,000.00	114%
74	HOT MIX ASPHALT (TYPE A BONDBREAKER)	TON	257	150.00	38,550.00			257.00	38,550.00			257.00	38,550.00	257.00	38,550.00	103%
75	DATA CORE	LS	1	5,000.00	5,000.00			1.00	5,000.00			1.00	5,000.00	1.00	5,000.00	58%
76	PLACE HOT MIX ASPHALT DIKE (TYPE C)	LF	74	3.00	222.00			74.00	222.00			74.00	222.00	74.00	222.00	0%
77	PLACE HOT MIX ASPHALT DIKE (TYPE E)	LF	1,530	3.00	4,590.00			1,530.00	4,590.00			1,530.00	4,590.00	1,530.00	4,590.00	119%
78	PLACE HOT MIX ASPHALT DIKE (TYPE F)	LF	285	3.00	885.00			285.00	885.00			285.00	885.00	285.00	885.00	101%
79	PLACE HOT MIX ASPHALT (MISCELLANEOUS AREA)	SOYD	121	70.00	8,470.00			121.00	8,470.00			121.00	8,470.00	121.00	8,470.00	255%
80	TACK COAT	TON	104	600.00	62,400.00			104.00	62,400.00			104.00	62,400.00	104.00	62,400.00	133%
81	F JOINTED PLAIN CONCRETE PAVEMENT	CY	1,260	275.00	346,500.00			1,260.00	346,500.00			1,260.00	346,500.00	1,260.00	346,500.00	44%
								1,260.00	346,500.00			1,260.00	346,500.00	1,260.00	346,500.00	100%

PROGRESS ESTIMATE RECORD - COUNTY OF RIVERSIDE

PROJECT: 1214 at Van Buren Blvd Interchange Improvements  
 County Project No.: 87-0788 STPLN-8846(20)  
 Contract No. 12-03-005

Contractor: Riverside Construction Company  
 Address: P.O. Box 1146  
 City, State, Zip: Riverside, CA 92502

Estimate No. 37 Final  
 From: April 26, 2016  
 To: June 26, 2016



SHEET 7 of 10

Processed Construction Inspection 8/22/2015

Item No.	Item Description	Units	Quantity	Unit Price	Original Contract Amount	Change Authorized Quantity	Change Authorized Amount	Total Authorized Quantity	Total Authorized Amount	This Estimate Quantity	Previous Quantity	Total Estimate To Date Quantity	Total Estimate To Date Amount	% Auth.
82	SEAL PAVEMENT JOINT	LF	5,230	3.00	15,690.00			5,230.00	15,690.00		4,584.00	4,584.00	13,752.00	88%
83	SEAL ISOLATION JOINT	LF	270	8.00	2,160.00			270.00	2,160.00		219.00	219.00	1,752.00	81%
84	FURNISH PILING (CLASS 90) (ALTERNATIVE "W")	LF	320	40.00	12,800.00			320.00	12,800.00		320.00	320.00	12,800.00	100%
85	DRIVE PILE (CLASS 90) (ALTERNATIVE "W")	EA	8	900.00	8,100.00			9.00	8,100.00		9.00	9.00	8,100.00	100%
86	FURNISH PILING (CLASS 200) (ALTERNATIVE "W")	LF	8,983	55.00	384,065.00			6,983.00	384,065.00		7,071.50	7,071.50	388,932.50	101%
87	DRIVE PILE (CLASS 200) (ALTERNATIVE "W")	EA	142	1,450.00	205,900.00			142.00	205,900.00		142.00	142.00	205,900.00	100%
88	PRESTRESSING CAST IN PLACE CONCRETE	LS	1	200,000.00	200,000.00			1.00	200,000.00		1.00	1.00	200,000.00	100%
89	STRUCTURAL CONCRETE, BRIDGE FOOTING	CY	2,200	200.00	440,000.00			2,200.00	440,000.00		2,200.00	2,200.00	440,000.00	100%
90	STRUCTURAL CONCRETE, BRIDGE	CY	5,480	520.00	2,839,200.00			5,480.00	2,839,200.00		5,480.00	5,480.00	2,839,203.84	100%
91	STRUCTURAL CONCRETE, APPROACH SLAB (TYPE EG)	CY	180	600.00	96,000.00			180.00	96,000.00		180.00	180.00	96,000.00	100%
92	STRUCTURAL CONCRETE, APPROACH SLAB (TYPE N)	CY	180	500.00	80,000.00			180.00	80,000.00		180.00	180.00	80,000.00	100%
93	STRUCTURAL CONCRETE, RETAINING WALL	CY	3,902	280.00	1,092,560.00			3,902.00	1,092,560.00		3,902.00	3,902.00	1,092,560.00	100%
94	CLASS 2 CONCRETE (MINOR STRUCTURE)	CY	230	1,200.00	276,000.00			230.00	276,000.00		222.739	222.739	267,286.80	97%
95	CLASS 1 CONCRETE (BOX CULVERT)	CY	200	600.00	120,000.00			200.00	120,000.00		208.50	208.50	123,900.00	103%
96	MINOR CONCRETE (MINOR STRUCTURE)	CY	56	1,500.00	84,000.00			56.00	84,000.00		56.00	56.00	84,000.00	100%
97	ARCHITECTURAL SURFACE (TEXTURED CONCRETE)	SQFT	30,839	9.00	277,551.00			30,839.00	277,551.00		30,839.00	30,839.00	277,551.00	100%
98	ANTI-GRAFFITI COATING	SQFT	29,900	1.00	29,900.00			29,900.00	29,900.00		29,900.00	29,900.00	29,900.00	0%
99	ERECT PRECAST PRESTRESSED CONCRETE GIRDER	EA	20	750.00	15,000.00			20.00	15,000.00		20.00	20.00	15,000.00	100%
100	JOINT SEAL ASSEMBLY (MR=4)	LF	120	300.00	36,000.00			120.00	36,000.00		107.00	107.00	32,100.00	89%
101	JOINT SEAL (MR 2')	LF	459	75.00	34,425.00			459.00	34,425.00		459.00	459.00	34,425.00	100%
102	BAR REINFORCING STEEL (BRIDGE)	LB	1,382,400	0.78	1,078,272.00			1,382,400.00	1,078,272.00		1,382,400.00	1,382,400.00	1,078,272.00	100%
103	FURNISH PRECAST PRESTRESSED CONCRETE BULB TEE	EA	20	38,000.00	760,000.00			20.00	760,000.00		20.00	20.00	760,000.00	100%
104	BAR REINFORCING STEEL (RETAINING WALL)	LB	532,331	0.80	425,864.80			532,331.00	425,864.80		532,331.00	532,331.00	425,864.80	100%
105	FURNISH SIGN STRUCTURE (LIGHTWEIGHT)	LB	3,176	6.00	19,056.00			3,176.00	19,056.00		3,176.00	3,176.00	19,056.00	100%
106	INSTALL SIGN STRUCTURE (LIGHTWEIGHT)	LB	3,176	1.00	3,176.00			3,176.00	3,176.00		3,176.00	3,176.00	3,176.00	100%
107	FURNISH SIGN STRUCTURE (TRUSS)	LB	140,550	4.00	562,200.00			140,550.00	562,200.00		140,550.00	140,550.00	562,200.00	100%
108	INSTALL SIGN STRUCTURE (TRUSS)	LB	140,550	0.30	42,165.00			140,550.00	42,165.00		140,550.00	140,550.00	42,165.00	100%



Contractor: Riverside Construction Company  
 Address: P.O. Box 1146  
 City, State, Zip: Riverside, CA 92502

Estimate No. 37 Final  
 From: April 26, 2018  
 To: June 25, 2018

Item No.	Item Description	Units	Quantity	Unit Price	Original Contract Amount	Change Authorized Quantity	Change Authorized Amount	Total Authorized Quantity	Total Authorized Amount	This Estimate Quantity	Amount	Previous Quantity	Amount	Total Estimate To Date Quantity	Amount	% Avb.
109	FURNISH SIGN STRUCTURE (BRIDGE MOUNTED WITHOUT WALKWAY)	LB	20,700	4.00	82,800.00			20,700.00	82,800.00			20,700.00	82,800.00	20,700.00	82,800.00	100%
110	INSTALL SIGN STRUCTURE (BRIDGE MOUNTED WITHOUT WALKWAY)	LB	20,700	0.50	10,350.00			20,700.00	10,350.00			20,700.00	10,350.00	20,700.00	10,350.00	100%
111	FURNISH SINGLE SHEET ALUMINUM SIGN (0.063" UNFRAMED)	SQFT	370	12.00	4,440.00			370.00	4,440.00			370.00	4,440.00	370.00	4,440.00	100%
112	FURNISH SINGLE SHEET ALUMINUM SIGN (0.060" UNFRAMED)	SQFT	710	12.00	8,520.00			710.00	8,520.00			710.00	8,520.00	710.00	8,520.00	100%
113	FURNISH SINGLE SHEET ALUMINUM SIGN (0.063" FRAMED)	SQFT	220	14.00	3,080.00			220.00	3,080.00			220.00	3,080.00	220.00	3,080.00	100%
114	FURNISH SINGLE SHEET ALUMINUM SIGN (0.060" FRAMED)	SQFT	380	15.00	5,700.00			380.00	5,700.00			380.00	5,700.00	380.00	5,700.00	100%
115	FURNISH LAMINATED PANEL SIGN (2 1/2" TYPE B)	SQFT	180	20.00	3,600.00			180.00	3,600.00			180.00	3,600.00	180.00	3,600.00	100%
116	FURNISH LAMINATED PANEL SIGN (1" TYPE A)	SQFT	1,700	22.00	37,400.00			1,700.00	37,400.00			1,700.00	37,400.00	1,700.00	37,400.00	100%
117	24" CAST IN DRILLED HOLE CONCRETE PILE (SIGN FOUNDATION) - ITEM DELETED (CCO 7)	LF	199	300.00	59,700.00	-199.00	-59,700.00									N/A
118	METAL (RAIL MOUNTED SIGN)	EA	1	250.00	250.00			1.00	250.00							0%
119	ROADSIDE SIGN - ONE POST	EA	48	275.00	13,475.00			48.00	13,475.00			48.00	13,475.00	48.00	13,475.00	100%
120	ROADSIDE SIGN - TWO POST	EA	42	750.00	31,500.00			42.00	31,500.00			42.00	31,500.00	42.00	31,500.00	100%
121	INSTALL SIGN (STRAP AND SADDLE BRACKET METHOD)	EA	4	150.00	600.00			4.00	600.00			4.00	600.00	4.00	600.00	100%
122	INSTALL ROADSIDE SIGN (LAMINATED WOOD BOX POST)	EA	8	3,500.00	28,000.00			8.00	28,000.00			8.00	28,000.00	8.00	28,000.00	100%
123	18" ALTERNATIVE PIPE CULVERT	LF	36	140.00	5,040.00			36.00	5,040.00			36.00	5,040.00	36.00	5,040.00	100%
124	16" REINFORCED CONCRETE PIPE	LF	1,200	68.00	81,600.00			1,200.00	81,600.00			1,200.00	81,600.00	1,200.00	81,600.00	100%
125	24" REINFORCED CONCRETE PIPE	LF	620	85.00	52,700.00			620.00	52,700.00			620.00	52,700.00	620.00	52,700.00	100%
126	30" REINFORCED CONCRETE PIPE	LF	9	300.00	2,700.00			9.00	2,700.00			9.00	2,700.00	9.00	2,700.00	100%
127	36" REINFORCED CONCRETE PIPE	LF	480	135.00	64,800.00			480.00	64,800.00			503.61	67,987.35	503.61	67,987.35	105%
128	54" REINFORCED CONCRETE PIPE	LF	1,410	165.00	232,650.00			1,410.00	232,650.00			1,410.00	232,650.00	1,410.00	232,650.00	100%
129	96" REINFORCED CONCRETE PIPE	LF	81	370.00	29,970.00			81.00	29,970.00			81.00	29,970.00	81.00	29,970.00	100%
130	3" PLASTIC PIPE (EDGE DRAIN OUTLET)	LF	47	30.00	1,410.00			47.00	1,410.00							0%
131	DRAINAGE INLET MARKER	EA	5	100.00	500.00			5.00	500.00							0%
132	STEEL FLARED END SECTION	EA	5	500.00	2,500.00			5.00	2,500.00			5.00	2,500.00	5.00	2,500.00	100%
133	DEBRIS RACK	EA	2	3,000.00	6,000.00			2.00	6,000.00			2.00	6,000.00	2.00	6,000.00	100%
134	36" REINFORCED CONCRETE PIPE RISER	LF	46	200.00	9,200.00			46.00	9,200.00			44.52	8,904.00	44.52	8,904.00	97%
135	ROCK SLOPE PROTECTION (1/4T, METHOD B)	CY	2,650	35.00	92,750.00			2,650.00	92,750.00			2,648.50	92,697.50	2,648.50	92,697.50	100%

Contractor: Riverside Construction Company  
 Address: P.O. Box 1146  
 City, State, Zip: Riverside, CA 92502

Estimate No. 37 Final  
 From: April 26, 2018  
 To: June 25, 2018

Item No.	Item Description	Units	Quantity	Unit Price	Original Contract Amount	Change Authorized Quantity	Change Authorized Amount	Total Authorized Quantity	Total Authorized Amount	The Estimate Quantity	Amount	Previous Quantity	Total Estimate To Date Quantity	Amount	% Auth.
138	ROCK SLOPE PROTECTION (LIGHT, METHOD B)	CY	110	35.00	3,850.00			110.00	3,850.00			84.78	84.78	2,987.30	77%
137	ROCK SLOPE PROTECTION (BACKING NO. 1, METHOD B)	CY	170	35.00	5,950.00			170.00	5,950.00			164.83	164.83	5,789.05	97%
138	ROCK SLOPE PROTECTION (BACKING NO. 2, METHOD B)	CY	950	35.00	33,250.00			950.00	33,250.00			430.09	430.09	15,053.15	46%
139	F CONCRETE (DITCH LINING)	CY	270	270.00	72,900.00			270.00	72,900.00			270.00	270.00	72,900.00	100%
140	F SLOPE PAVING CONCRETE	CY	80	850.00	68,000.00			80.00	68,000.00			80.00	80.00	68,000.00	100%
141	F SLOPE PAVING (AESTHETIC TREATMENT)	SOFT	450	85.00	38,250.00			450.00	38,250.00			450.00	450.00	38,250.00	100%
142	FILTER FABRIC	SOYD	8,550	1.00	8,550.00			8,550.00	8,550.00			8,550.00	8,550.00	8,550.00	100%
143	ROCK SLOPE PROTECTION FABRIC	SOFT	24,800	0.20	4,920.00			24,800.00	4,920.00			11,101.50	11,101.50	2,220.30	45%
144	MINOR CONCRETE (MISCELLANEOUS CONSTRUCTION)	CY	846	100.00	84,600.00			846.00	84,600.00			273.00	273.00	27,300.00	32%
145	MINOR CONCRETE (CURB & GUTTER)	CY	217	230.00	49,910.00			217.00	49,910.00			220.46	220.46	50,705.80	102%
146	MINOR CONCRETE (SIDEWALK)	CY	342	275.00	94,050.00			342.00	94,050.00			325.00	325.00	89,375.00	95%
147	MINOR CONCRETE (TEXTURED PAVING)	SOFT	21,400	8.00	171,200.00			21,400.00	171,200.00			21,400.00	21,400.00	171,200.00	100%
148	MINOR CONCRETE (CURB RAMP)	CY	17	825.00	14,025.00			17.00	14,025.00			18.00	18.00	14,850.00	106%
149	MISCELLANEOUS IRON AND STEEL	LB	5,310	2.00	10,620.00			5,310.00	10,620.00			5,310.00	5,310.00	10,620.00	100%
150	MISCELLANEOUS METAL (BRIDGE)	LB	8,000	8.00	64,000.00			8,000.00	64,000.00			8,000.00	8,000.00	64,000.00	100%
151	72" PRECAST CONCRETE PIPE MANHOLE	LF	5	725.00	3,625.00			5.00	3,625.00			5.00	5.00	3,625.00	100%
152	CHAIN LINK FENCE (TYPE CL-6)	LF	7,650	11.00	84,150.00			7,650.00	84,150.00			9,110.00	9,110.00	100,210.00	119%
153	10' CHAIN LINK GATE (TYPE CL-6)	EA	2	1,000.00	2,000.00			2.00	2,000.00			2.00	2.00	2,000.00	100%
154	DELINEATOR (CLASS 1)	EA	20	35.00	700.00			20.00	700.00			20.00	20.00	700.00	100%
155	GUARD RAILING DELINEATOR	EA	230	18.00	4,140.00			230.00	4,140.00			195.00	195.00	3,528.00	85%
156	METAL BEAM GUARD RAILING	LF	5,150	20.00	103,000.00			5,150.00	103,000.00			5,022.50	5,022.50	100,450.00	98%
157	F ARCHITECTURAL FEATURE (PERFORATED STEEL PLATE)	SOFT	284	70.00	20,580.00			284.00	20,580.00			284.00	284.00	20,580.00	100%
158	CHAIN LINK RAILING (TYPE 7)	LF	875	78.00	68,250.00			875.00	68,250.00			927.00	927.00	72,306.00	95%
159	PEDESTRIAN BARRICADE (TYPE 1)	EA	4	850.00	3,400.00			4.00	3,400.00			4.00	4.00	3,400.00	100%
160	F CONCRETE BARRIER (TYPE 28 MOD)	LF	590	235.00	138,650.00			590.00	138,650.00			590.00	590.00	138,650.00	100%
161	TUBULAR HANDRAILING	LF	830	68.00	56,440.00			830.00	56,440.00			847.00	847.00	57,596.00	102%
162	DOUBLE THRIE BEAM BARRIER	LF	175	38.00	6,650.00			175.00	6,650.00			175.00	175.00	6,650.00	100%

Contractor: Riverside Construction Company  
 Address: P.O. Box 1146  
 City, State, Zip: Riverside, CA 92502

Estimate No. 37 Final  
 From: April 26, 2018  
 To: June 25, 2018



Item No.	Item Description	Units	Quantity	Unit Price	Original Contract Amount	Change Authorized Quantity	Change Authorized Amount	Total Authorized Quantity	Total Authorized Amount	The Estimate Quantity	Amount	Previous Quantity	Total Estimate To Date Quantity	Amount	% Auth.
163	CABLE RAILING	LF	380	20.00	7,600.00			380.00	7,600.00			385.60	385.60	7,312.00	96%
164	TRANSITION RAILING (TYPE WB)	EA	4	3,000.00	12,000.00			4.00	12,000.00			4.00	4.00	12,000.00	100%
165	TRANSITION RAILING (TYPE DTB)	EA	2	3,000.00	6,000.00			2.00	6,000.00			2.00	2.00	6,000.00	100%
166	END ANCHOR ASSEMBLY (TYPE SFT)	EA	24	650.00	15,600.00			24.00	15,600.00			21.00	21.00	13,650.00	88%
167	ALTERNATIVE IN-LINE TERMINAL SYSTEM	EA	8	2,800.00	22,400.00			8.00	22,400.00			5.00	5.00	14,000.00	63%
168	ALTERNATIVE FLARED TERMINAL SYSTEM	EA	15	2,200.00	33,000.00			15.00	33,000.00			15.00	15.00	33,000.00	100%
169	CRASH CUSHION (TAU II)	EA	1	25,000.00	25,000.00			1.00	25,000.00			1.00	1.00	25,000.00	100%
170	CONCRETE BARRIER (TYPE 60)	LF	260	90.00	23,400.00			260.00	23,400.00			285.00	285.00	23,850.00	102%
171	CONCRETE BARRIER (TYPE 60E)	LF	200	175.00	35,000.00			200.00	35,000.00			203.00	203.00	35,525.00	102%
172	CONCRETE BARRIER (TYPE 732)	LF	568	110.00	62,480.00			568.00	62,480.00			568.00	568.00	62,480.00	100%
173	CONCRETE BARRIER (TYPE 732A)	LF	760	110.00	83,600.00			760.00	83,600.00			760.00	760.00	83,600.00	100%
174	CONCRETE BARRIER (TYPE 736A)	LF	1,210	110.00	133,100.00			1,210.00	133,100.00			1,210.00	1,210.00	133,100.00	100%
175	CONCRETE BARRIER (TYPE 742A)	LF	120	150.00	18,000.00			120.00	18,000.00			108.00	108.00	16,200.00	90%
176	THERMOPLASTIC PAVEMENT MARKING	SQFT	3,920	3.00	11,760.00			3,920.00	11,760.00			3,318.00	3,318.00	9,957.00	85%
177	THERMOPLASTIC TRAFFIC STRIPE (SPRAYABLE)	LF	162,000	0.30	48,600.00			162,000.00	48,600.00			146,622.00	146,622.00	43,986.60	91%
178	PAVEMENT MARKER (NON-REFLECTIVE)	EA	4,080	1.00	4,080.00			4,080.00	4,080.00			3,478.00	3,478.00	3,478.00	85%
179	PAVEMENT MARKER (RETROREFLECTIVE)	EA	3,920	3.50	13,720.00			3,920.00	13,720.00			3,518.00	3,518.00	12,313.00	90%
180	MAINTAINING EXISTING TRAFFIC MANAGEMENT SYSTEM ELEMENTS DURING CONSTRUCTION	LS	1	5,000.00	5,000.00			1.00	5,000.00			1.00	1.00	5,000.00	100%
181	SIGNAL AND LIGHTING (LOCATION 1)	LS	1	1,200.00	1,200.00			1.00	1,200.00			1.00	1.00	1,200.00	100%
182	SIGNAL AND LIGHTING (LOCATION 2)	LS	1	180,000.00	180,000.00			1.00	180,000.00			1.00	1.00	180,000.00	100%
183	LIGHTING AND SIGN ILLUMINATION	LS	1	450,000.00	450,000.00			1.00	450,000.00			1.00	1.00	450,000.00	100%
184	ELECTRIC SERVICE (IRRIGATION)	LS	1	50,000.00	50,000.00			1.00	50,000.00			1.00	1.00	50,000.00	100%
185	RAMP METERING SYSTEM (LOCATION 1)	LS	1	95,000.00	95,000.00			1.00	95,000.00			1.00	1.00	95,000.00	100%
186	RAMP METERING SYSTEM (LOCATION 2)	LS	1	85,000.00	85,000.00			1.00	85,000.00			1.00	1.00	85,000.00	100%
187	RAMP METERING SYSTEM (LOCATION 3)	LS	1	60,000.00	60,000.00			1.00	60,000.00			1.00	1.00	60,000.00	100%
188	DUST ABATEMENT	LS	1	25,000.00	25,000.00			1.00	25,000.00			1.00	1.00	25,000.00	100%
189	COURSE OF CONSTRUCTION INSURANCE	LS	1	150,000.00	150,000.00			1.00	150,000.00			1.00	1.00	150,000.00	100%





Contractor: Riverside Construction Company  
 Address: P.O. Box 1146  
 City, State, Zip: Riverside, CA 92502

Item No.	Units	Item Description	Quantity	Unit Price	Original Contract Amount	Change Authorized Quantity	Change Authorized Amount	Total Authorized Quantity	Total Authorized Amount	This Estimate Quantity	Previous Quantity	Total Estimate To Date Quantity	Total Estimate To Date Amount	% Auth.
190	LS	RELATIONS WITH RAILROAD	1	50,000.00	50,000.00			1.00	50,000.00		1.00	1.00	50,000.00	100%
191	LS	RESIDENT ENGINEER'S OFFICE	1	75,000.00	75,000.00			1.00	75,000.00		1.00	1.00	75,000.00	100%
192	LS	NOISE MONITORING	1	1,000.00	1,000.00			1.00	1,000.00		1.00	1.00	1,000.00	100%
193	LS	MOBILIZATION	1	1,000,000.00	1,000,000.00			1.00	1,000,000.00		1.00	1.00	1,000,000.00	100%
194	LF	12" POLYVINYL CHLORIDE WATER MAIN	650	85.00	55,250.00			650.00	55,250.00		650.00	650.00	55,250.00	100%
195	LS	ELECTRICAL LINE EXTENSION	195,000	1.00	195,000.00			195,000.00	195,000.00		191,495.40	191,495.40	191,495.40	98%
196	LF	4" POLYVINYL CHLORIDE CONDUIT (COMMUNICATION)	2,900	7.00	20,300.00			2,900.00	20,300.00		2,400.00	2,400.00	18,800.00	83%
197	LF	ANAW 300 PAIR CABLE (COMMUNICATION)	750	25.00	18,750.00			750.00	18,750.00		680.00	680.00	16,500.00	88%
198	EA	REMOVE CABLE (COMMUNICATION)	1,500	1.00	1,500.00			1,500.00	1,500.00		1,500.00	1,500.00	1,500.00	100%
199	LS	DE-MOBILIZATION	1	2,000,000.00	2,000,000.00			1.00	2,000,000.00		1.00	1.00	2,000,000.00	100%
MISC	TON	HMA PAY PROGRAM (ITEM 73)	0	1.00	0.00						141,067.20	141,067.20	141,067.20	N/A

Item No.	Item Description	Units	Quantity	Unit Price	Original Contract Amount	Change Authorized Quantity	Change Authorized Amount	Total Authorized Quantity	Total Authorized Amount	The Estimate Quantity	Amount	Previous Quantity	Amount	Total Estimate To Date Quantity	Amount	% Avd.
CCO 1	TEMPORARY FENCING AROUND MARCH MUSEUM	LS	0	1.00	0.00	10,078.00	10,078.00	10,078.00	10,078.00	10,078.00	10,078.00	10,078.00	10,078.00	10,078.00	10,078.00	100%
CCO 2	VARIOUS MISC. ITEMS AT FORCE ACCOUNT	FA	0	1.00	0.00	100,000.00	100,000.00	100,000.00	100,000.00	99,863.49	99,863.49	99,863.49	99,863.49	99,863.49	99,863.49	100%
CCO 2S1	VARIOUS MISC. ITEMS AT FORCE ACCOUNT	FA	0	1.00	0.00	50,000.00	50,000.00	50,000.00	50,000.00	46,340.58	46,340.58	46,340.58	46,340.58	46,340.58	93%	
CCO 2S2	VARIOUS MISC. ITEMS AT FORCE ACCOUNT	FA	0	1.00	0.00	30,000.00	30,000.00	30,000.00	30,000.00	29,388.53	29,388.53	29,388.53	29,388.53	29,388.53	98%	
CCO 3	TEMPORARY POWER SOURCE	FA	0	1.00	0.00	60,000.00	60,000.00	60,000.00	60,000.00	59,283.03	59,283.03	59,283.03	59,283.03	59,283.03	94%	
CCO 3S1	TEMPORARY POWER SOURCE	FA	0	1.00	0.00	15,000.00	15,000.00	15,000.00	15,000.00	14,066.54	14,066.54	14,066.54	14,066.54	14,066.54	94%	
CCO 4	FURNISH VIDEO CAMERA MATERIALS	FA	0	1.00	0.00	48,860.23	48,860.23	48,860.23	48,860.23	44,354.53	44,354.53	44,354.53	44,354.53	44,354.53	91%	
CCO 5S1	FLAGGING COSTS (BMSF)	FA	0	1.00	0.00	80,000.00	80,000.00	80,000.00	80,000.00	78,660.14	78,660.14	78,660.14	78,660.14	78,660.14	98%	
CCO 5S2	ADDITIONAL FLAGGING COSTS	LS	0	1.00	0.00	30,000.00	30,000.00	30,000.00	30,000.00	29,899.50	29,899.50	29,899.50	29,899.50	29,899.50	100%	
CCO 5S3	BNS & SCRRA FLAGGING COORDINATION	LS	0	1.00	0.00	15,000.00	15,000.00	15,000.00	15,000.00	14,706.92	14,706.92	14,706.92	14,706.92	14,706.92	99%	
CCO 6	MUSEUM STREET LIGHTS	LS	0	1.00	0.00	65,000.00	65,000.00	65,000.00	65,000.00	64,008.14	64,008.14	64,008.14	64,008.14	64,008.14	98%	
CCO 7	OVERHEAD SIGN FOUNDATIONS	FA	0	1.00	0.00	170,000.00	170,000.00	170,000.00	170,000.00	159,710.65	159,710.65	159,710.65	159,710.65	159,710.65	94%	
CCO 9	LANDSCAPE ISSUES	LS	0	1.00	0.00	38,775.00	38,775.00	38,775.00	38,775.00	38,775.00	38,775.00	38,775.00	38,775.00	38,775.00	100%	
CCO 10	DISPUTES REVIEW BOARD	AP	0	1.00	0.00	15,000.00	15,000.00	15,000.00	15,000.00	4,529.83	4,529.83	4,529.83	4,529.83	4,529.83	30%	
CCO 11	INSTALL PVG COATING TO CHAINLINK FENCE ALONG MARCH AIR MUSEUM	LS	0	1.00	0.00	16,779.70	16,779.70	16,779.70	16,779.70	16,779.70	16,779.70	16,779.70	16,779.70	16,779.70	100%	
CCO 14	RELOCATE IRRIGATION LINE/CEMETERY	LS	0	1.00	0.00	14,235.85	14,235.85	14,235.85	14,235.85	14,235.85	14,235.85	14,235.85	14,235.85	14,235.85	100%	
CCO 14S1	F&I RIVER ROCK ALONG RNC SIDEWALK	LS	0	1.00	0.00	12,539.00	12,539.00	12,539.00	12,539.00	12,539.00	12,539.00	12,539.00	12,539.00	12,539.00	100%	
CCO 15	TEXTURED PAVING/PVC COATED FENCING	LS	0	1.00	0.00	63,871.55	63,871.55	63,871.55	63,871.55	63,108.57	63,108.57	63,108.57	63,108.57	63,108.57	98%	
CCO 16	BARRIER CHANGES AND ADDITION/CHANNEL REMOVAL	AP	0	1.00	0.00	86,090.80	86,090.80	86,090.80	86,090.80	83,194.65	83,194.65	83,194.65	83,194.65	83,194.65	97%	
CCO 17	EXTEND DECK DRAIN & OH SIGN BARRIER PROTECTION	FA	0	1.00	0.00	45,000.00	45,000.00	45,000.00	45,000.00	43,181.67	43,181.67	43,181.67	43,181.67	43,181.67	96%	
CCO 18	CLEAN DEBRIS AND FURNISH & INSTALL EXTRA SIGNS	FA	0	1.00	0.00	22,000.00	22,000.00	22,000.00	22,000.00	21,461.44	21,461.44	21,461.44	21,461.44	21,461.44	96%	
CCO 18S1	CLEAN DEBRIS AND FURNISH & INSTALL EXTRA SIGNS	FA	0	1.00	0.00	22,000.00	22,000.00	22,000.00	22,000.00	21,822.31	21,822.31	21,822.31	21,822.31	21,822.31	96%	
CCO 19	NORTHBOUND LOOP ON RAMP	LS	0	1.00	0.00	147,387.00	147,387.00	147,387.00	147,387.00	147,387.00	147,387.00	147,387.00	147,387.00	147,387.00	100%	
CCO 20	REFABRICATE AND INSTALL OH SIGN STRUCTURE	LS	0	1.00	0.00	116,719.40	116,719.40	116,719.40	116,719.40	116,719.40	116,719.40	116,719.40	116,719.40	116,719.40	100%	
CCO 21	F&I NEW OH BRIDGE FENCING, DRYPACK MORTAR AND OTHER ITEMS	FA	0	1.00	0.00	53,008.22	53,008.22	53,008.22	53,008.22	52,650.16	52,650.16	52,650.16	52,650.16	52,650.16	99%	
CCO 22	EMERGENCY BASE ACCESS AND CRASH GATE	FA	0	1.00	0.00	50,000.00	50,000.00	50,000.00	50,000.00	49,771.65	49,771.65	49,771.65	49,771.65	49,771.65	100%	
CCO 23	VARIOUS MISC. DESIGN ITEMS	FA	0	1.00	0.00	90,051.88	90,051.88	90,051.88	90,051.88	89,760.68	89,760.68	89,760.68	89,760.68	89,760.68	100%	



Contractor: Riverside Construction Company  
 Address: P.O. Box 1146  
 City, State, Zip: Riverside, CA 92502

Estimate No. 37 Final  
 From: April 28, 2016  
 To: June 25, 2016

# LETTER OF TRANSMITTAL

**Local Agency: County of Riverside  
Transportation Department**

**DATE: August 6, 2015**

**File: I-215/Van Buren Blvd.  
Interchange Improvement Project  
W.O. No.: B7-0798  
C.C.O. No. 29S1**

**TO: Patricia Romo**

**From: Hugh Smith**

**\$140,000.00 (0.46%) of the original contract amount of \$30,304,196.80**

This Supplemental Contract Change Order provides for compensating the contractor for furnishing and constructing new Drainage systems across Van Buren Blvd. at the locations designated in the attached plans (provided by the designer – Kimly Horn), (west of Meridian Parkway and east of Opportunity Way), and tie into existing Junction Structure/ 36" dia. RCP drainage system as detailed on the attached plans, also remove existing inlet and replace with 7' Catch Basin No.1 per RCFC&WCD Standards CB100 north & south of Van Buren Blvd. near Station: ~703+/- (as shown on the attached plans). Continuous traffic control shall be provided throughout various stages of this work. Cost includes all work associated with night closures, traffic control, K-Railing, necessary signage, delineations, striping, removal and reinstatement of AC paving, sidewalk, curb & gutter removal and reconstruction. All additional costs associated with this work shall be tracked and paid as Force Account.

This Change Order became necessary in order to improve drainage conditions and eliminate ponding and blockage of existing drainage inlets along Van Buren Blvd. between Meridian Parkway and Avenue A. All associated work for furnishing and constructing these drainage system improvements at various locations per attached plans shall be performed in compliance with attached plans, details, field directions by the engineer and by the contract plans/specifications, as well as various relevant sections of the contract provisions and Sections 10-1.30, "Maintaining Traffic detour during the 10-day ramp closure, Section 5-1.01, "Public Safety, Section 5-1.02, "Extra Work", and payment made in accordance with Section 9-1.03, "Force Account Payment" of the Standard Specifications.

The estimated amount of this Supplemental Contract Change Order is \$140,000.00 and the accumulation of all Contract Change Orders thus far, including this one, is \$2,026,055.18.

Kimley Horn recognizes that it was an oversight on their part that the drainage improvements were not included as part of the Interchange Project and has accepted responsibility for 50% of the cost of the drainage improvements.

OCT 25 2016 3-44

10-25-16  
MT 2247

**File: I-215/Van Buren Interchange Improvement Project**

**W.O. No.: B7-0798**

**C.C.O. No. 29S1**

**Page 2**

The net cost to the County is \$70,000.00 which represents 50% of the total Contract Change Order with the remaining 50% being paid for by Kimley Horn, as reimbursement of their fees.

Previous Contract Change Order Amounts Approved: \$1,886,055.18  
See C.C.O. History (Attached)


This Contract Change Order was discussed with County staff and they gave concurrence to this change.

Adjustment of Time: TBD

**ESTIMATE OF COST**

Items	\$00.00
Force Account	\$140,000.00
Agreed Price	\$0.00
Adjustment	

**TOTAL +\$140,000.00**



**Hugh Smith**

Engineering Division Manger



**Wael Faqih**

Resident Engineer

CCO	Amount	Funding Source
29S1	\$140,000.00	Kimley Horn (50%), RCTC Measure A (50%)

CCO Category		
AFA	Anticipated Force Account	
CFC	Changed Field Condition	
CME	Contract Management Error	
DO	Design Omission	√
OAM	Outside Agency Mandate	
RWO	Right-of-Way Obligation	
SE	Survey Error	
UB	Upgrade/Betterment	√
UI	Utility Interference	



COUNTY OF RIVERSIDE  
TRANSPORTATION DEPARTMENT

SHEET 1 OF 1 SHEETS

Contract Change Order No. 29S1

CONTRACT: I-215/Van Buren Blvd. Interchange Improvement Project WORK ORDER NO. B7-0798

TO: Riverside Construction Company, Inc. CONTRACTOR: YOU ARE HEREBY DIRECTED TO MAKE THE  
HEREIN DESCRIBED CHANGES FROM THE PLANS AND SPECIFICATIONS OR DO THE FOLLOWING DESCRIBED WORK  
NOT INCLUDED IN THE PLANS AND SPECIFICATIONS ON THIS CONTRACT.

Description of work to be done, estimate of quantities and prices to be paid. Segregated between additional work at contract price, agreed price and force account. Unless otherwise stated, rates for rental of equipment cover only such time as equipment is actually used and no allowance will be made for idle time.

**Estimate of Extra Work at Force Account:**

As directed by the Engineer and in accordance with the attached plans, traffic control plans, and details provided by the designer 'kimly Horn' for the construct of new Drainage Systems across Van Buren Blvd. at the locations designated on the plans (west of Meridian and east of Opportunity Way) and tie into existing Junction Structure/ 36" drainage system as detailed on the attached plans, also remove existing inlet and replace with 7' Catch Basin No.1 per RCFC&WCD Standards CB100 north & south of Van Buren Blvd near Station: ~703+/- (as shown on the attached plans).

This Supplemental Cost also shall include all work associated to closures, traffic control, necessary signage, delineations, striping, removal and reinstatement of AC paving, sidewalk, curb & gutter removal and reconstruction.  
All additional costs associated with this work shall be tracked and paid as Force Account.

Total Estimated Cost at Force Account = \$140,000.00

Extra Work will be performed in accordance with attached plans, details, and as directed by the engineer (Designer) during the field meeting dated 4/29/2015, and applicable sections of the contract's plans, special provisions, and standard plans. Work shall also include cost of furnishing material, equipment necessary to perform above work items and for disposal of all excess/ unused material & debris, traffic control, closures (as applicable) and all other associated work .

ATTEST:  
KECIA HARPER-JHEM, Clerk  
By [Signature]  
DEPUTY

Estimated Cost: Decrease \$ \_\_\_\_\_ Increase \$ 140,000.00

WE, the undersigned contractor, have given careful consideration to the change proposed and hereby agree that we will provide all equipment, furnish all materials, except as may otherwise be noted above, and perform all services necessary for the work above specified, and will accept as full payment therefor the prices shown above.

By reason of this proposed change TBD Jays adjustment of time will be allowed.

Accepted [Signature] 7/23/15  
**Riverside Construction Company, Inc.** Date

[Signature] 7/23/15  
Approval Recommended Date

[Signature] 8/19/15  
Patricia Romo, Director of Transportation Date

NOTE: This change order is not effective until approved by County. If the Contractor does not sign acceptance of this order, his attention is directed to the requirements of the specifications as to proceeding with the ordered work and filing a written protest with the time therein specified.

[Signature] 10/25/16  
Approved Chairman, Riverside County Board of Supervisors Date

JOHN J. BENOIT

FORM APPROVED COUNTY COUNSEL

OCT 25 2016 3:44

BY: [Signature] 9/20/16  
MARSHAL VICTOR DATE

Project Name: I215/Van Buren Blvd. Interchange Improvements

Contract CCO History

Contract No. 12-02-005  
 Work Order No. B7-0798  
 STPLN-5956(201)  
 Contract Amount \$30,304,196.80  
 Single Maximum CCO \$150,000.00  
 Maximum CCO's \$3,030,419.68  
 Tip Budget \$47,500,000.00

CCO Category Legend	
AFA	Anticipated Force Account
CFC	Changed Field Condition
CME	Contract Management Error
DO	Design Omission
OAM	Outside Agency Mandate
RWO	Right-of-Way Obligation
SE	Survey Error
UB	Upgrade/Betterment
UI	Utility Interference

CCO No.	Amount This CCO	Authority	Cumulative CCO's	% Original Authorized	Cumulative CCO %	CCO Category	Classification
1	\$10,078.00	Director	\$10,078.00	0.03%	0.03%	OAM	Unavoidable
2	\$100,000.00	Director	\$110,078.00	0.33%	0.36%	AFA	Unavoidable
2S1	\$50,000.00	Director	\$160,078.00	0.16%	0.53%	AFA	Unavoidable
3	\$60,000.00	Director	\$220,078.00	0.20%	0.73%	AFA	Unavoidable
4	\$48,860.23	Director	\$268,938.23	0.16%	0.89%	AFA	Unavoidable
5	\$0.00	Director	\$268,938.23	0.00%	0.89%	CFC	Unavoidable
5S1	\$80,000.00	Director	\$348,938.23	0.26%	1.15%	CFC	Unavoidable
6	\$65,000.00	Director	\$413,938.23	0.21%	1.37%	OAM	Unavoidable
7	\$110,300.00	Director	\$524,238.23	0.36%	1.73%	DO	Avoidable
8	\$0.00	Director	\$524,238.23	0.00%	1.73%	OAM	Unavoidable
10	\$15,000.00	Director	\$539,238.23	0.05%	1.78%	AFA	Unavoidable
9	\$38,775.00	Director	\$578,013.23	0.13%	1.91%	OAM	Unavoidable
2S2	\$30,000.00	Director	\$608,013.23	0.10%	2.01%	OAM	Unavoidable
5S2	\$30,000.00	Director	\$638,013.23	0.10%	2.11%	OAM	Unavoidable
11	\$16,779.70	Director	\$654,792.93	0.06%	2.16%	UB	Extra/Others
12	\$0.00	Director	\$654,792.93	0.00%	2.16%	DO	Avoidable
13	\$0.00	Director	\$654,792.93	0.00%	2.16%	UB	Extra/Others
14	\$14,235.85	Director	\$669,028.78	0.05%	2.21%	UB	Extra/Others
15	\$63,871.55	Director	\$732,900.33	0.21%	2.42%	CFC	Unavoidable
16	\$86,090.80	Director	\$818,991.13	0.28%	2.70%	DO	Avoidable
3S1	\$15,000.00	Director	\$833,991.13	0.05%	2.75%	OAM	Unavoidable
17	\$45,000.00	Director	\$878,991.13	0.15%	2.90%	DO	Avoidable
18	\$22,000.00	Director	\$900,991.13	0.07%	2.97%	AFA	Unavoidable
5S3	\$15,000.00	Director	\$915,991.13	0.05%	3.02%	OAM	Unavoidable
19	\$147,387.00	Director	\$1,063,378.13	0.49%	3.51%	UB	Extra/Others
20	\$116,719.40	Director	\$1,180,097.53	0.39%	3.89%	OAM	Unavoidable
18S1	\$22,000.00	Director	\$1,202,097.53	0.07%	3.97%	OAM	Unavoidable
21	\$53,008.22	Director	\$1,255,105.75	0.17%	4.14%	OAM	Unavoidable
22	\$50,000.00	Director	\$1,305,105.75	0.16%	4.31%	OAM	Unavoidable
23	\$90,051.88	Director	\$1,395,157.63	0.30%	4.60%	CFC	Unavoidable
14S1	\$12,539.00	Director	\$1,407,696.63	0.04%	4.65%	CFC	Unavoidable
26	\$67,358.55	Director	\$1,475,055.18	0.22%	4.87%	OAM	Unavoidable
27	\$58,000.00	Director	\$1,533,055.18	0.19%	5.06%	OAM	Unavoidable
25	\$55,000.00	Director	\$1,588,055.18	0.18%	5.24%	OAM	Unavoidable
28	\$150,000.00	Director	\$1,738,055.18	0.49%	5.74%	OAM	Unavoidable
29	\$148,000.00	Director	\$1,886,055.18	0.49%	6.22%	DO	Avoidable

Project Name: I215/Van Buren Blvd. Interchange Improvements  
 Contract CCO History

Contract No. 12-02-005  
 Work Order No. B7-0798  
 STPLN-5956(201)  
 Contract Amount \$30,304,196.80  
 Single Maximum CCO \$150,000.00  
 Maximum CCO's \$3,030,419.68  
 Tip Budget \$47,500,000.00

CCO Category Legend	
AFA	Anticipated Force Account
CFC	Changed Field Conditon
CME	Contract Management Error
DO	Design Omission
OAM	Outside Agency Mandate
RWO	Right-of-Way Obligation
SE	Survey Error
UB	Upgrade/Betterment
UI	Utility Interference

29S1	\$140,000.00	Director	\$2,026,055.18	0.46%	6.69%	DO	Avoidable
<hr/>							
	\$2,026,055.18			6.69%			

New Authorized Contract Total \$32,330,251.98  
 Total CCO Dollars To Date \$2,026,055.18  
 Total % Increased by CCO's 6.69%

# LETTER OF TRANSMITTAL

**Local Agency: County of Riverside  
Transportation Department**

**DATE: July 30, 2015**

**File: I-215/Van Buren Blvd.  
Interchange Improvement Project  
W.O. No.: B7-0798  
C.C.O. No. 29S2**

**TO: Patricia Romo**

**From: Hugh Smith**

**\$75,000.00 (0.25%) of the original contract amount of \$30,304,196.80**

This Supplemental Contract Change Order provides for compensating the contractor for furnishing and constructing new Drainage systems across Van Buren Blvd. at the locations designated in the attached plans (provided by the designer – Kimly Horn), (west of Meridian Parkway and east of Opportunity Way), and tie into existing Junction Structure/ 36"dia. RCP drainage system as detailed on the attached plans, also remove existing inlet and replace with 7' Catch Basin No.1 per RCFC&WCD Standards CB100 north & south of Van Buren Blvd. near Station: ~703+/- (as shown on the attached plans). Continuous traffic control shall be provided throughout various stages of this work. The cost includes all work associated with night closures, traffic control, K-Railing, necessary signage, delineations, striping, removal and reinstatement of AC paving, sidewalk, curb & gutter removal and reconstruction.

All additional costs associated with this work shall be tracked and paid as Force Account.

This Change Order became necessary in order to improve drainage conditions and eliminate ponding and blockage of existing drainage inlets along Van Buren Blvd. between Meridian Parkway and Avenue A. All associated work for furnishing and constructing these drainage system improvements at various locations per attached plans shall be performed in compliance with attached plans, details, field directions by the engineer and by the contract plans/ specifications, as well as various relevant sections of the contract provisions and Sections 10-1.30, "Maintaining Traffic detour during the 10-day ramp closure, Section 5-1.01, "Public Safety, Section 5-1.02, "Extra Work", and payment made in accordance with Section 9-1.03, "Force Account Payment" of the Standard Specifications.

The estimated amount of this Supplemental Contract Change Order is \$75,000.00 and the accumulation of all Contract Change Orders thus far, including this one, is \$2,101,055.18.

Kimley Horn recognizes that it was an oversight on their part that the drainage improvements were not included as part of the Interchange Project and has accepted responsibility for 50% of the cost of the drainage improvements.

OCT 25 2016 3-44

10-25-16  
MT 2247



**File: I-215/Van Buren Interchange Improvement Project**

**W.O. No.: B7-0798**

**C.C.O. No. 29S2**

**Page 2**

The net cost to the County is \$37,500.00 which represents 50% of the total Contract Change Order with the remaining 50% being paid for by Kimley Horn, as reimbursement of their fees.

Previous Contract Change Order Amounts Approved: \$2,026,055.18  
See C.C.O. History (Attached)

This Contract Change Order was discussed with County staff and they gave concurrence to this change.

Adjustment of Time: TBD

**ESTIMATE OF COST**

Items	\$00.00
Force Account	\$75,000.00
Agreed Price	\$0.00
Adjustment	

**TOTAL 75,000.00**



**Hugh Smith**

Engineering Division Manger



**Wael Faqih**

Resident Engineer

CCO	Amount	Funding Source
29S2	\$75,000.00	Kimley Horn (50%), RCTC Measure A (50%)

CCO Category		
AFA	Anticipated Force Account	
CFC	Changed Field Condition	
CME	Contract Management Error	
DO	Design Omission	√
OAM	Outside Agency Mandate	
RWO	Right-of-Way Obligation	
SE	Survey Error	
UB	Upgrade/Betterment	√
UI	Utility Interference	



COUNTY OF RIVERSIDE  
TRANSPORTATION DEPARTMENT

SHEET 1 OF 1 SHEETS

Contract Change Order No. 29S2

CONTRACT: I-215/Van Buren Blvd. Interchange Improvement Project WORK ORDER NO. B7-0798

TO: Riverside Construction Company, Inc. CONTRACTOR: YOU ARE HEREBY DIRECTED TO MAKE THE  
HEREIN DESCRIBED CHANGES FROM THE PLANS AND SPECIFICATIONS OR DO THE FOLLOWING DESCRIBED WORK  
NOT INCLUDED IN THE PLANS AND SPECIFICATIONS ON THIS CONTRACT.

Description of work to be done, estimate of quantities and prices to be paid. Segregated between additional work at contract price, agreed price and force account. Unless otherwise stated, rates for rental of equipment cover only such time as equipment is actually used and no allowance will be made for idle time.

**Estimate of Extra Work at Force Account:**

As directed by the Engineer and in accordance with the attached plans, traffic control plans, and details provided by the designer 'kimly Horn' for the construct of new Drainage Systems across Van Buren Blvd. at the locations designated on the plans (west of Meridian and east of Opportunity Way) and tie into existing Junction Structure/ 36" drainage system as detailed on the attached plans, also remove existing inlet and replace with 7' Catch Basin No.1 per RCFC&WCD Standards CB100 north & south of Van Buren Blvd near Station: ~703+/- (as shown on the attached plans).

This Supplemental Cost also shall include all work associated to closures, traffic control, necessary signage, delineations, striping, removal and reinstatement of AC paving, sidewalk, curb & gutter removal and reconstruction.  
All additional costs associated with this work shall be tracked and paid as Force Account.

Total Estimated Cost at Force Account = \$75,000.00

Extra Work will be performed in accordance with attached plans, details, and as directed by the engineer (Designer) during the field meeting dated 4/29/2015, and applicable sections of the contract's plans, special provisions, and standard plans. Work shall also include cost of furnishing material, equipment necessary to perform above work items and for disposal of all excess/ unused material & debris, traffic control, closures (as applicable) and all other associated work .

ATTEST:  
KECIA HARPER-IHEM, Clerk  
By [Signature]  
DEPUTY

Estimated Cost: Decrease \$ \_\_\_\_\_ Increase \$ 75,000.00

WE, the undersigned contractor, have given careful consideration to the change proposed and hereby agree that we will provide all equipment, furnish all materials, except as may otherwise be noted above, and perform all services necessary for the work above specified, and will accept as full payment therefor the prices shown above.

By reason of this proposed change TBD Jays adjustment of time will be allowed.

Accepted [Signature] 7/30/15  
Date  
**Riverside Construction Company, Inc.**

[Signature] 7/30/15  
Approval Recommended Date

[Signature] 9/20/16  
Approved Patricia Romo Director of Transportation Date

[Signature] OCT 25 2016  
Approved Chairman, Riverside County Board of Supervisors Date

JOHN J. BENOIT

FORM APPROVED COUNTY COUNSEL  
BY: Marsha L. Victor 9/26/16  
MARSHA L. VICTOR DATE

Project Name: I215/Van Buren Blvd. Interchange Improvements

Contract CCO History

Contract No. 12-02-005  
 Work Order No. B7-0798  
 STPLN-5956(201)  
 Contract Amount \$30,304,196.80  
 Single Maximum CCO \$150,000.00  
 Maximum CCO's \$3,030,419.68

CCO Category Legend	
AFA	Anticipated Force Account
CFC	Changed Field Conditon
CME	Contract Management Error
DO	Design Omission
OAM	Outside Agency Mandate
RWO	Right-of-Way Obligation
SE	Survey Error
UB	Upgrade/Betterment
UI	Utility Interference

Tip Budget \$47,500,000.00

CCO No.	Amount This CCO	Authority	Cumulative CCO's	% Original Authorized	Cumulative CCO %	CCO Category	Classification
1	\$10,078.00	Director	\$10,078.00	0.03%	0.03%	OAM	Unavoidable
2	\$100,000.00	Director	\$110,078.00	0.33%	0.36%	AFA	Unavoidable
2S1	\$50,000.00	Director	\$160,078.00	0.16%	0.53%	AFA	Unavoidable
3	\$60,000.00	Director	\$220,078.00	0.20%	0.73%	AFA	Unavoidable
4	\$48,860.23	Director	\$268,938.23	0.16%	0.89%	AFA	Unavoidable
5	\$0.00	Director	\$268,938.23	0.00%	0.89%	CFC	Unavoidable
5S1	\$80,000.00	Director	\$348,938.23	0.26%	1.15%	CFC	Unavoidable
6	\$65,000.00	Director	\$413,938.23	0.21%	1.37%	OAM	Unavoidable
7	\$110,300.00	Director	\$524,238.23	0.36%	1.73%	DO	Avoidable
8	\$0.00	Director	\$524,238.23	0.00%	1.73%	OAM	Unavoidable
10	\$15,000.00	Director	\$539,238.23	0.05%	1.78%	AFA	Unavoidable
9	\$38,775.00	Director	\$578,013.23	0.13%	1.91%	OAM	Unavoidable
2S2	\$30,000.00	Director	\$608,013.23	0.10%	2.01%	OAM	Unavoidable
5S2	\$30,000.00	Director	\$638,013.23	0.10%	2.11%	OAM	Unavoidable
11	\$16,779.70	Director	\$654,792.93	0.06%	2.16%	UB	Extra/Others
12	\$0.00	Director	\$654,792.93	0.00%	2.16%	DO	Avoidable
13	\$0.00	Director	\$654,792.93	0.00%	2.16%	UB	Extra/Others
14	\$14,235.85	Director	\$669,028.78	0.05%	2.21%	UB	Extra/Others
15	\$63,871.55	Director	\$732,900.33	0.21%	2.42%	CFC	Unavoidable
16	\$86,090.80	Director	\$818,991.13	0.28%	2.70%	DO	Avoidable
3S1	\$15,000.00	Director	\$833,991.13	0.05%	2.75%	OAM	Unavoidable
17	\$45,000.00	Director	\$878,991.13	0.15%	2.90%	DO	Avoidable
18	\$22,000.00	Director	\$900,991.13	0.07%	2.97%	AFA	Unavoidable
5S3	\$15,000.00	Director	\$915,991.13	0.05%	3.02%	OAM	Unavoidable
19	\$147,387.00	Director	\$1,063,378.13	0.49%	3.51%	UB	Extra/Others
20	\$116,719.40	Director	\$1,180,097.53	0.39%	3.89%	OAM	Unavoidable
18S1	\$22,000.00	Director	\$1,202,097.53	0.07%	3.97%	OAM	Unavoidable
21	\$53,008.22	Director	\$1,255,105.75	0.17%	4.14%	OAM	Unavoidable
22	\$50,000.00	Director	\$1,305,105.75	0.16%	4.31%	OAM	Unavoidable
23	\$90,051.88	Director	\$1,395,157.63	0.30%	4.60%	CFC	Unavoidable
14S1	\$12,539.00	Director	\$1,407,696.63	0.04%	4.65%	CFC	Unavoidable
26	\$67,358.55	Director	\$1,475,055.18	0.22%	4.87%	OAM	Unavoidable
27	\$58,000.00	Director	\$1,533,055.18	0.19%	5.06%	OAM	Unavoidable
25	\$55,000.00	Director	\$1,588,055.18	0.18%	5.24%	OAM	Unavoidable
28	\$150,000.00	Director	\$1,738,055.18	0.49%	5.74%	OAM	Unavoidable
29	\$148,000.00	Director	\$1,886,055.18	0.49%	6.22%	DO	Avoidable

Project Name: I215/Van Buren Blvd. Interchange Improvements  
 Contract CCO History

Contract No. 12-02-005  
 Work Order No. B7-0798  
 STPLN-5956(201)  
 Contract Amount \$30,304,196.80  
 Single Maximum CCO \$150,000.00  
 Maximum CCO's \$3,030,419.68  
 Tip Budget \$47,500,000.00

CCO Category Legend	
AFA	Anticipated Force Account
CFC	Changed Field Condition
CME	Contract Management Error
DO	Design Omission
OAM	Outside Agency Mandate
RWO	Right-of-Way Obligation
SE	Survey Error
UB	Upgrade/Betterment
UI	Utility Interference

29S1	\$140,000.00	Director	\$2,026,055.18	0.46%	6.69%	DO	Avoidable
29S2	\$75,000.00	Director	\$2,101,055.18	0.25%	6.93%	DO	Avoidable
	\$2,101,055.18			6.93%			

New Authorized Contract Total \$32,405,251.98  
 Total CCO Dollars To Date \$2,101,055.18  
 Total % Increased by CCO's 6.93%

PLEASE COMPLETE THIS INFORMATION  
RECORDING REQUESTED BY:

KECIA HARPER-IHEM, CLERK OF THE BOARD  
RIVERSIDE CO. CLERK OF THE BOARD  
4080 LEMON STREET, 1<sup>ST</sup> FLOOR CAC  
P O BOX 1147 – RIVERSIDE, CA 92502

**MAIL STOP # 1010**

AND WHEN RECORDED MAIL TO:

**RETURN TO: STOP #1010**  
RIVERSIDE COUNTY CLERK OF THE BOARD  
P. O. BOX 1147 – RIVERSIDE, CA 92502

**2016-0482727**

11/01/2016 11:38 AM

**\*\*\*Customer Copy Label\*\*\***

The paper to which this label is affixed  
has not been compared with the  
filed/recorded document

Peter Aldana  
County Of Riverside  
Assessor-County Clerk-Recorder

**THIS SPACE FOR RECORDERS USE ONLY**

**NOTICE OF COMPLETION**

To be recorded with County Recorder  
within 10 days after completion.  
No recording fee.

Notice is hereby given by the undersigned owner, a public entity of the State of California, that a public work of  
improvement has been completed, as follows:

**Project title or description of work:** Interstate 215 at Van Buren Blvd. Interchange Improvements

**Date of Completion:** Date of this notice **OCT 25 2016**

**Nature of owner:** County of Riverside, public entity

**Interest or estate of owner:** Public Roadway

**Address of owner:** 4080 Lemon Street, 8th Floor, Riverside, CA 92501

**Name of contractor:** Riverside Construction Company

**Street or legal description of site:** Interstate 215 at Van Buren Blvd.

**Dated:** OCT 25 2016

**Owner:** County of Riverside  
(Name of Public Entity)

**By:** John J. Benoit  
Chairman, Board of Supervisors  
**JOHN J. BENOIT**

STATE OF CALIFORNIA )  
  ss  
COUNTY OF RIVERSIDE )

I am the Chairman of the governing board of the County of Riverside, the public entity which executed the  
foregoing notice and on whose behalf I make this verification; I have read this notice, know its contents, and the same is  
true. I certify under penalty of perjury that the foregoing is true and correct.

Executed at Riverside, California on OCT 25 2016 (Date)

John J. Benoit, Chairman of the Board of Supervisors  
**JOHN J. BENOIT**

ATTEST:  
KECIA HARPER-IHEM, Clerk  
By: [Signature]  
DEPUTY

OCT 25 2016 3-44

**COPY**

FORM APPROVED COUNTY COUNSEL  
BY: Marsha B. Kelly 9/26/16  
MARSHAL VICTOR DATE



**PETER ALDANA**  
**COUNTY OF RIVERSIDE**  
**ASSESSOR-COUNTY CLERK-RECORDER**

**Recorder**  
P.O. Box 751  
Riverside, CA 92502-0751  
(951) 486-7000


www.riversideacr.com

**CERTIFICATION**

Pursuant to the provisions of Government Code 27361.7, I certify under the penalty of perjury that the following is a true copy of illegible wording found in the attached document:

(Print or type the page number(s) and wording below):

CLARIFICATION OF THE SEAL for the Riverside County Board of Supervisors  
(embossed on document)



Date:

10-25-16

Signature:

*Karen Barton*

Print Name:

Karen Barton, Board Assistant, Riverside County Clerk of the Board