


SUBMITTAL TO THE BOARD OF SUPERVISORS
COUNTY OF RIVERSIDE, STATE OF CALIFORNIA



ITEM
3.40
(ID # 3542)

MEETING DATE:


Tuesday, February 7, 2017

FROM : COUNTY COUNSEL:

SUBJECT: COUNTY COUNSEL: Billable Hourly Rates for FY 2017-2018, Districts-All.
[\$11,213,770 - 100% departmental budgets and outside revenue sources]

RECOMMENDED MOTION: That the Board of Supervisors approve and adopt the proposed FY 2017-18 billable hourly rates for the Office of County Counsel as specified in Attachment A.

ACTION: Policy




Gregory F. Priamos, Director County Counsel 1/30/2017

MINUTES OF THE BOARD OF SUPERVISORS

On motion of Supervisor Tavaglione, seconded by Supervisor Jeffries and duly carried by unanimous vote, IT WAS ORDERED that the above matter is approved as recommended.

Ayes: Jeffries, Tavaglione, Washington and Ashley
Nays: None
Absent: None
Date: February 7, 2017
xc: Co.Co.

Kecia Harper-Ihem
Clerk of the Board
By: 
Deputy

**SUBMITTAL TO THE BOARD OF SUPERVISORS COUNTY OF RIVERSIDE,
STATE OF CALIFORNIA**

FINANCIAL DATA	Current Fiscal Year:	Next Fiscal Year:	Total Cost:	Ongoing Cost
COST	\$ N/A	\$ 11,213,770	\$ 11,213,770	\$ N/A
NET COUNTY COST	\$ N/A	\$ N/A	\$ N/A	\$ N/A
SOURCE OF FUNDS: Reimbursement for services from departmental budgets and outside revenue sources			Budget Adjustment:	No
			For Fiscal Year:	2017-18

C.E.O. RECOMMENDATION: Approve

BACKGROUND:

Summary

County Counsel is statutorily mandated to defend and prosecute civil cases, render legal advice and assist on issues of law affecting the County Board of Supervisors, elected officials, County agencies, departments, commissions and special districts. County Counsel's goal is to provide cost-effective legal services designed to promote the public service objective of the County of Riverside, while at the same time protecting the County from risk and loss.

Since County Counsel operates as a general support service department it must recover costs through charges to client departments to the greatest extent possible. Currently, County Counsel's budget is 90 percent salaries and benefits, and 10 percent fixed and other costs, with no planned vacant positions. Consequently, County Counsel has no ability to absorb the projected increased costs except through cost recovery in our billable rates. County Counsel is therefore requesting an increase of our hourly rates as follows:

- Attorneys: \$180/hour (from \$178 in FY 16-17)
- Paralegals: \$117/hour (from \$111 in FY 16-17)

By way of comparison, the 2016-17 billable rate for attorneys with the San Bernardino County Counsel's Office is \$194/hour and will likely be increasing to \$204/hour for 2017-18. While we would like to seek full cost recovery and reduce our Net County Cost, such a significant rate increase would negatively impact our client departments.

At this time, 30 percent of Counsel staff is dedicated to DPSS child dependency court case work, which is fully funded by DPSS, with other staff work fully recoverable through deposit based fees and non-county agencies, such as Local Agency Formation Commission (LAFCO), Inland Empire Health Plan (IEHP), First Five, Riverside County Habitat Conservation Agency (RCHCA), Airport Land Use Commission (ALUC), and special districts, as well as other direct billed clients with outside funding sources. Based on FY 2016-17 levels of service delivered to client departments and outside agencies, County Counsel currently projects collecting a total of \$11,213,770 in billable revenue based on the requested rates, and that the impact of the requested rate increases will result in \$124,597 in added costs to those clients as detailed in

**SUBMITTAL TO THE BOARD OF SUPERVISORS COUNTY OF RIVERSIDE,
STATE OF CALIFORNIA**

Attachment B. The remainder of the cost increase will be covered by anticipated general fund support.

The recommended action requests that the Board approve County Counsel's proposed billable hourly rates for Fiscal Year 2017-2018. The Auditor-Controller's Office and Executive Office have reviewed the proposed rate and methodology.

Impact on Residents and Businesses

There is minimal to no impact on Residents and Businesses, although rates will be used for deposit based fees.

SUPPLEMENTAL:

Additional Fiscal Information

The Projected Net Income Increase expected with the new attorney rate of \$180/hour is \$124,597, and will be funded through reimbursement to County Counsel from client departments for services rendered thereto.

ATTACHMENT A. Proposed FY 2017-2018 Billable Hourly Rates Summary

**ATTACHMENT B. Departments-Impact of Proposed Changes
Fiscal Year 2017-2018 Projections**

ATTACHMENT A

Proposed FY 2017-2018
Billable Hourly Rates Summary

POSITIONS	FY 16-17 CURRENT RATE	FY 17-18 PROPOSED RATE	% CHANGE
Attorneys	\$178.00	\$180.00	1.12%
Paralegals	\$111.00	\$117.00	5.41%

ATTACHMENT B

Departments - Impact of Proposed Changes

*Estimates Using Current and Proposed Attorney rates only
Fiscal Year 2017-2018 Projections

Department/Dept ID	FY 16/17 Total Billable Hours	FY 16/17 Current BOS Approved Attorney Rates	FY16-17 Billable Net Income	FY 17-18 Projected Total Billable Hours	FY 17-18 Proposed Attorney Rates	Proposed FY 17-18 Billable Net Income (Based on FY 15-16 billable hours)	Estimated Billable Net Income Increase	% Increase
Assessment Appeals Board	915.40	\$ 178.00	\$ 162,941.20	915.40	\$ 180.00	\$ 164,772.00	1,830.80	1.12%
Auditor Controller	68.17	\$ 178.00	\$ 12,134.26	68.17	\$ 180.00	\$ 12,270.60	136.34	1.12%
Children & Family First	178.20	\$ 178.00	\$ 31,719.60	178.20	\$ 180.00	\$ 32,076.00	356.40	1.12%
Community Action Agency	35.92	\$ 178.00	\$ 6,393.76	35.92	\$ 180.00	\$ 6,465.60	71.84	1.12%
D.C.S.S	14.90	\$ 178.00	\$ 2,652.20	14.90	\$ 180.00	\$ 2,682.00	29.80	1.12%
D.P.S.S.	33967.97	\$ 178.00	\$ 6,046,298.66	33967.97	\$ 180.00	\$ 6,114,234.60	67,935.94	1.12%
District Attorney	2.20	\$ 178.00	\$ 391.60	2.20	\$ 180.00	\$ 396.00	4.40	1.12%
EDA	3625.23	\$ 178.00	\$ 645,290.94	3625.23	\$ 180.00	\$ 652,541.40	7,250.46	1.12%
Executive Office	1418.78	\$ 178.00	\$ 252,542.84	1418.78	\$ 180.00	\$ 255,380.40	2,837.56	1.12%
Flood District	1056.30	\$ 178.00	\$ 188,021.40	1056.30	\$ 180.00	\$ 190,134.00	2,112.60	1.12%
Housing Authority	689.36	\$ 178.00	\$ 122,706.08	689.36	\$ 180.00	\$ 124,084.80	1,378.72	1.12%
IEHP	394.25	\$ 178.00	\$ 70,176.50	394.25	\$ 180.00	\$ 70,965.00	788.50	1.12%
Information Technology	37.90	\$ 178.00	\$ 6,746.20	37.90	\$ 180.00	\$ 6,822.00	75.80	1.12%
LAFCO	61.37	\$ 178.00	\$ 10,923.86	61.37	\$ 180.00	\$ 11,046.60	122.74	1.12%
Mental Health	28.84	\$ 178.00	\$ 5,133.52	28.84	\$ 180.00	\$ 5,191.20	57.68	1.12%
Parks	398.57	\$ 178.00	\$ 70,945.46	398.57	\$ 180.00	\$ 71,742.60	797.14	1.12%
Probation	7.60	\$ 178.00	\$ 1,352.80	7.60	\$ 180.00	\$ 1,368.00	15.20	1.12%
Public Health	475.00	\$ 178.00	\$ 84,550.00	475.00	\$ 180.00	\$ 85,500.00	950.00	1.12%
RCHCA	274.80	\$ 178.00	\$ 48,914.40	274.80	\$ 180.00	\$ 49,464.00	549.60	1.12%
RUHS	1506.83	\$ 178.00	\$ 268,215.74	1506.83	\$ 180.00	\$ 271,229.40	3,013.66	1.12%
Registrar of Voters	95.27	\$ 178.00	\$ 16,958.06	95.27	\$ 180.00	\$ 17,148.60	190.54	1.12%
Risk Management	1978.33	\$ 178.00	\$ 352,142.74	1978.33	\$ 180.00	\$ 356,099.40	3,956.66	1.12%
Sheriff	1982.64	\$ 178.00	\$ 352,909.92	1982.64	\$ 180.00	\$ 356,875.20	3,965.28	1.12%
TLMA	720.43	\$ 178.00	\$ 128,236.54	720.43	\$ 180.00	\$ 129,677.40	1,440.86	1.12%
Building & Safety	65.92	\$ 178.00	\$ 11,733.76	65.92	\$ 180.00	\$ 11,865.60	131.84	1.12%
Code Enforcement	3933.84	\$ 178.00	\$ 700,223.52	3933.84	\$ 180.00	\$ 708,091.20	7,867.68	1.12%
Environmental Programs	4.80	\$ 178.00	\$ 854.40	4.80	\$ 180.00	\$ 864.00	9.60	1.12%
Planning	1792.45	\$ 178.00	\$ 319,056.10	1792.45	\$ 180.00	\$ 322,641.00	3,584.90	1.12%
Surveyor	42.72	\$ 178.00	\$ 7,604.16	42.72	\$ 180.00	\$ 7,689.60	85.44	1.12%
Transportation	1505.30	\$ 178.00	\$ 267,943.40	1505.30	\$ 180.00	\$ 270,954.00	3,010.60	1.12%
Treasurer/Tax	703.92	\$ 178.00	\$ 125,297.76	703.92	\$ 180.00	\$ 126,705.60	1,407.84	1.12%
Waste Management	486.48	\$ 178.00	\$ 86,593.44	486.48	\$ 180.00	\$ 87,566.40	972.96	1.12%
Misc. Departments/Agencies	3829.03	\$ 178.00	\$ 681,567.34	3829.03	\$ 180.00	\$ 689,225.40	7,658.06	1.12%
	62298.72		\$ 11,089,172.16	62298.72		11,213,769.60	124,597.44	