


**SUBMITTAL TO THE BOARD OF SUPERVISORS
COUNTY OF RIVERSIDE, STATE OF CALIFORNIA**



ITEM
3.26
(ID # 3296)

MEETING DATE:

Tuesday, March 21, 2017

FROM : TLMA-TRANSPORTATION:

SUBJECT: TLMA - TRANSPORTATION DEPARTMENT: Notice of Completion – Date Palm Drive Interstate Project at Interstate 10 in the City of Cathedral City. 4th District. [\$18,146,538 Total Cost]; Federal Funds 42%, State Funds 24%, Local Funds 34%

RECOMMENDED MOTION: That the Board of Supervisors:

1. Accept Date Palm Drive Interstate Project at Interstate 10 in the City of Cathedral City as completed; and
2. Authorize the Chairman of the board to execute the Notice of Completion and the Clerk of the Board to record the Notice.


ACTION: (Policy)

MINUTES OF THE BOARD OF SUPERVISORS

On motion of Supervisor Tavaglione, seconded by Supervisor Jeffries and duly carried, IT WAS ORDERED that the above matter is approved as recommended.

Ayes: Jeffries, Tavaglione and Washington
Nays: None
Absent: Ashley
Date: March 21, 2017
xc: Transp., Recorder

Kecia Harper-Ihem
Clerk of the Board

By: 
Deputy

**SUBMITTAL TO THE BOARD OF SUPERVISORS COUNTY OF RIVERSIDE,
STATE OF CALIFORNIA**

FINANCIAL DATA	Current Fiscal Year:	Next Fiscal Year:	Total Cost:	Ongoing Cost
COST	\$ 18,146,538	\$ 0	\$ 18,146,538	\$ 0
NET COUNTY COST	\$ 0	\$ 0	\$ 0	\$ 0
SOURCE OF FUNDS: STP-Discretionary (24%), STIP Funds-Federal (42%), Redevelopment Agency (0.1%), Transportation Uniform Mitigation Fee (CVAG) (32%) DIF AP2 Maj. Imp. Fnd. – Coachella Valley (1.9%) There are no General Funds used in this project.			Budget Adjustment: N/A	
			For Fiscal Year: 16/17	

C.E.O. RECOMMENDATION: Approve

BACKGROUND:

Summary

On February 15, 2011 (Agenda Item 3-34), the Board of Supervisors entered into a contract with SEMA Construction, Inc. of Lake Forest, CA for reconstruction of the Date Palm Drive Interchange at Interstate 10 and associated improvements, in the City of Cathedral City. The originally authorized amount of the contract was \$14,832,124. The total amended contract is \$18,146,538 which is 22.3% more than the originally authorized amount and was the result of 24 contract change orders, bid quantity adjustments and a settlement agreement to resolve pending litigation.

The County of Riverside (County) Transportation Department issued a total of 23 contract change orders totaling \$1,851,620 for work performed for unforeseen items, including a substantial contract change order approved by the Board of Supervisors on September 9, 2014 (Agenda Item 3-106). These change orders can be summarized into the following categories;

- Water Quality and Caltrans Standards changes (\$296,081)
- Additional Staging requirements for the placement of Concrete Pavement (\$520,698), after the contract had been awarded, the City of Cathedral City requested that the Asphalt paving on Date Palm be replaced with Concrete.
- Drainage System modifications due to unforeseen conflicts (\$227,638)
- Enhanced Traffic Control (\$259,654), to lessen the construction impact to the public, lane closure times were reduced.
- A Reduction of the scope of the project to accommodate a concurrent City project resulted in a cost savings of \$184,801.
- Miscellaneous Changes (\$332,800), including operational improvements during construction, material adjustments, asphalt price fluctuations, and unforeseen conditions.
- Presence of Burrowing Owls and a Gas line conflict (\$399,550), resulted in delay costs for 61 days.

The interchange project was complete and opened to traffic in early 2015, however a dispute involving a potential claim between the County and SEMA Construction, Inc. related to staging and a tie back wall remained unresolved. The issues were complex in that the design consultants and construction manager were also parties to the potential claim. In an effort to resolve this potential claim and minimize potential liability exposure, the County Transportation Department and County

**SUBMITTAL TO THE BOARD OF SUPERVISORS COUNTY OF RIVERSIDE,
STATE OF CALIFORNIA**

Counsel recommended utilizing specialized legal services. On January 26, 2016 (Agenda item 3-27), the Board of Supervisors entered into a Legal Services Agreement with Gibbs Giden Locher Turner Senet & Wittbrodt LLP to represent the County in mediation, arbitration, and possible litigation due to their extensive experience and expertise in handling complex construction issues. County staff and our legal representatives engaged in lengthy negotiations and mediation in order to reduce the cost of the County's contribution in the final settlement which also included contributions from other involved parties. On August 23, 2016 the Board of Supervisors approved a settlement agreement between the parties, with the County share in the settlement being \$955,000. This global settlement included legitimate contract change orders due to the contractor.

In addition to the Contract change orders, quantity adjustments in the amount of \$507,794 were paid as provided for in the construction contract.

The total contract change orders in the amount of \$2,359,414, including the bid quantity adjustments is detailed in the attached change order report and accounted for 15.9% of the total revised contract price.

The work was completed in conformance with the plans and specifications and the contractor was granted relief of maintenance on February 6, 2015. Work Order Number A8-0373, Federal No. STPLN-5956(196).

County Counsel has approved the Notice of Completion as to form.

Impact on Residents and Businesses

The improvements have increased capacity and improved the daily operation for current and future traffic volumes. This project greatly enhances mobility and traffic safety for residents and visitors to the Coachella Valley.

SUPPLEMENTAL:

Additional Fiscal Information

Budget		
Original Contract Amount		\$14,832,124
Total Change Orders Authorized	12.5%	\$1,851,620
Estimated Pending Change Orders	0.0%	\$0
Authorized Contract Amount		\$16,683,744
* Quantity Adjustments	3.4%	\$507,794
+ CCO FA Adjustments	0.0%	\$0
Amended Contract Amount	115.9%	\$17,191,538
**Settlement Agreement		\$955,000
Total Amended Contract Amount	122.3%	\$18,146,538
Expenditures		
Total Progress Payments		\$17,191,538
Settlement Agreement		\$955,000
Total Expenditures		\$18,146,538
(Over)/Under Contract Amount		\$0

**SUBMITTAL TO THE BOARD OF SUPERVISORS COUNTY OF RIVERSIDE,
STATE OF CALIFORNIA**

+ Change Orders using the Force Account method of payment issued prior to the work being completed generally do not use the total authorized amount.

* CAL-Trans Standard Specifications 4-1.03B. Increases or decreases in the quantity of a contract item of work will be determined by comparing the total pay quantity of such item of work with the Engineer's Estimate. If the total pay quantity of any item of work required under the contract varies from the Engineer's Estimate by 25 percent or less, payment will be made for the quantity of work of said item performed at the contract unit price, unless eligible for adjustment pursuant to Section 4-1.03C, "Changes in Character of Work."

**Settlement agreement between the County and SEMA

This project was funded with \$7,220,446 STIP Funds-Federal funds, \$6,456,292 Transportation Uniform Mitigation Fee (CVAG), \$4,125,969 STP-Discretionary funds, \$326,639 DIF AP2 Major Improvement funds and \$17,192 Redevelopment funds – Coachella Valley.


Contract History and Price Reasonableness

Seven bids were received on December 22, 2010. The basis for the selection of a contractor is the lowest responsive and responsible bid. The lowest responsible bid was submitted by SEMA Construction, Inc. in the amount of \$14,832,124, which was \$4,643,770 (23.8%) lower than the Engineer's Estimate.

ATTACHMENTS:

Vicinity Map
Change Order Report
Progress Estimate Report
Notice of Completion


SUBMITTAL TO THE BOARD OF SUPERVISORS COUNTY OF RIVERSIDE,
STATE OF CALIFORNIA


Patricia Romo, Director of Transportation 3/7/2017

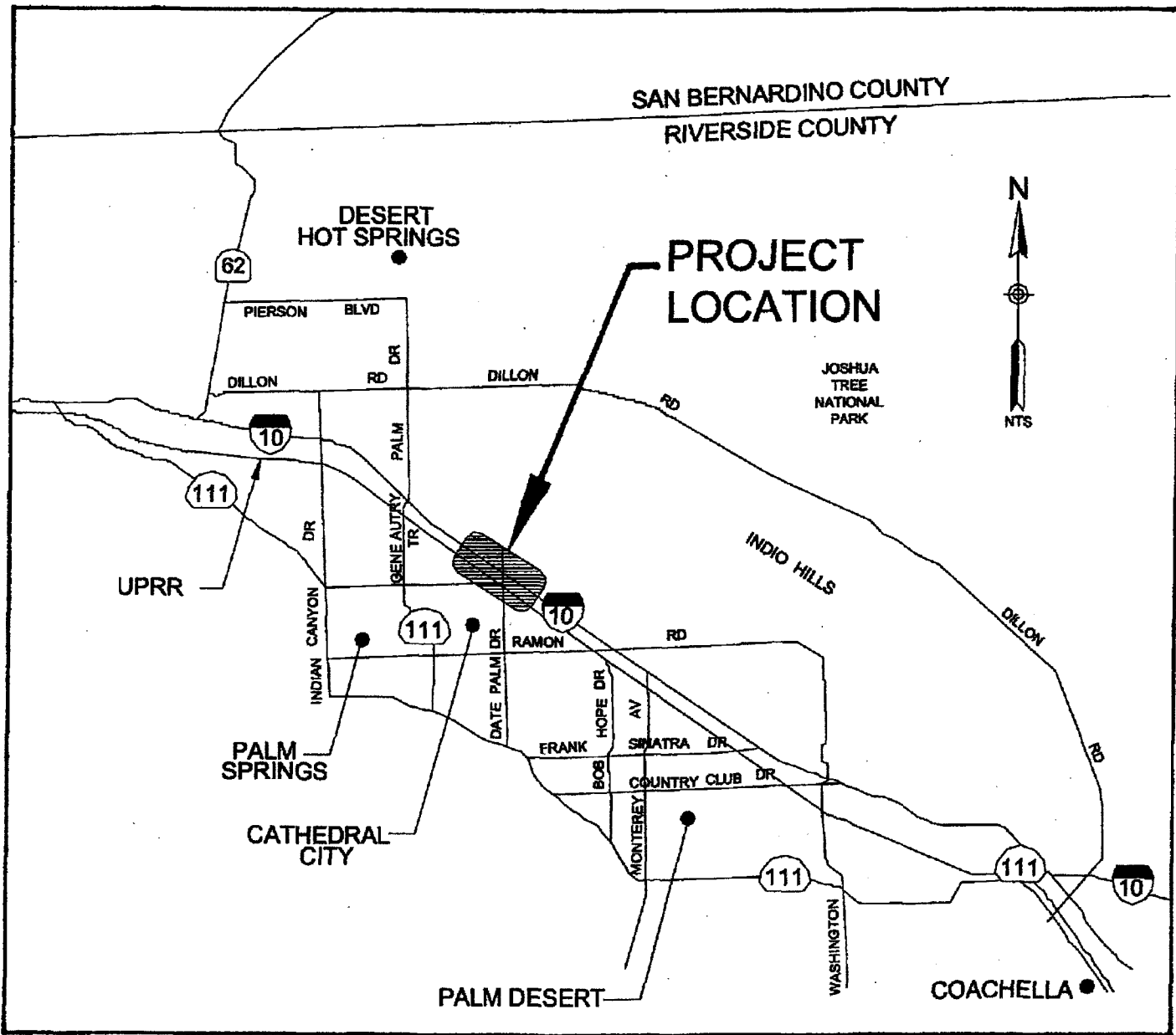

Marsha Victor, Chief Deputy County Counsel 3/8/2017


Gregory V. Priantos, Director County Counsel 3/8/2017


Tina Grande, Principal Management Analyst 3/14/2017


Gregory V. Priantos, Director County Counsel 3/8/2017

VICINITY MAP



CHANGE ORDER REPORT
(Date Palm Drive Interstate Project at Interstate 10)

CCO #	Amount	Percent	Description
	Original Contract Amount \$14,832,124		
1	\$30,452	0.21%	Furnishing, installing, maintaining, and removing the 'construction monitoring camera system'; funding for the California Highway Patrol to provide support services during lane closures on Interstate 10.
2	\$0.00	0.00%	Modifications to the specified lane closure charts.
3	\$6,107	0.04%	Providing a new Storm Water Pollution Prevention Plan to comply with the new statewide storm water permit requirements.
4	\$79,654	0.54%	Additional traffic control and CVAG funding signs, provide epoxy coated rebar in the Concrete Pavement.
5	\$0.00	0.00%	Retaining wall #18 modifications. The haunch specified at the top of the retaining wall was determined to be unnecessary and was eliminated.
6	-\$25,000	-0.17%	Embankment earthwork specification modification for slopes steeper than 4:1.
7	\$125,000	0.84%	Staging modifications required to maintain traffic during construction.
7S1	\$125,000	0.84%	Additional temporary detours were constructed for the interchange in order to construct the improvements per the approved plans. This change was related to the staging modifications.
7S2	\$90,698	0.61%	Authorizes the use of Rapid Set Concrete in order to complete the northern intersection before Thanksgiving Holiday Season.
8	\$100,000	0.67%	Planned extra work such as repairing crash cushions that were damaged by public traffic, removal of unforeseen buried man-made objects and field conditions that did not match the approved plans.
8S1	\$100,000	0.67%	Provided additional funds for anticipated future miscellaneous costs.
8S2	\$0	0%	This contract change order was included as part of the Settlement Agreement.
9	\$0.00	0.00%	Incorporates a larger temporary bridge deck access detail than specified in the contract plans.
10	\$146,605	0.99%	Deleted all of the planned work associated with the Metal Beam Guardrail at the bridge supports and constructs a concrete barrier with the current Caltrans approved terminal end systems.
11	\$399,550	2.69%	Delay cost due to owls and gas line relocation.
12	\$120,000	0.81%	Widens the existing roadway at the north end of the project and removes the existing raised median at the south end to resolve staging conflicts.

CHANGE ORDER REPORT
(Date Palm Drive Interstate Project at Interstate 10)

12S1	\$60,000	0.40%	Temporary signalization at the projects' intersections for various staging operations during the course of construction.
13	-\$159,801	-1.08%	Reduction in the project construction limits resulting from a separate Cathedral City Road Improvement Project.
14	\$25,000	0.17%	Reimburses the Contractor for the County's share of the costs for a Dispute Review Board.
15	\$35,500	0.24%	SCE modifications to the existing approved plans and associated related extra work.
16	\$0	0%	The contract change order was omitted prior to project completion.
17	\$140,000	0.94%	Additional import borrow earthwork material to construct the embankments in stage 1.
18	\$129,369	0.87%	Modifications to the project gravel mulch thickness as required by Caltrans.
19	\$0	0%	Cancelled
20	\$131,634	0.89%	Additional work associated with drainage system 6 & 8 conflicts.
21	\$0	0%	The contract change order was omitted prior to project completion.
22	\$0	0%	This contract change order was included as part of the Settlement Agreement.
23	\$95,849	0.65%	Compensation Adjustment for Price Index Fluctuations for Asphalt Concrete.
24	\$0	0%	This contract change order was included as part of the Settlement Agreement.
25	\$96,004	0.65%	Compensates the Contractor for the time related overhead costs (TIA) associated with the drainage system conflicts.
Settlement	\$955,000		Settlement Agreement between the County of Riverside and SEMA Construction.
Quantity Adjustments	\$507,794	3.4%	
Change Order Total and New Contract Total	\$18,146,538		



PROGRESS ESTIMATE RECORD - COUNTY OF RIVERSIDE
 PROJECT: I-10 at Date Palm Drive Interchanges Improvements in the City of Cathedral City
 County Project No.: AB-0373, STPLA-8666(196)
 Contract No.: 11-01-022

Contractor: SEMA Construction, Inc.
 Address: 320 Goodard Way, Suite 150
 City, State, Zip: Irvine, CA 92618

Estimate No. 39 Supplemental
 From: October 6, 2015
 To: October 28, 2015

Item No.	Item Description	Units	Quantity	Unit Price	Original Contract		Change Authorized		Total Authorized		This Estimate		Previous		Total Estimate To Date		% Auth.	
					Amount	Quantity	Amount	Quantity	Amount	Quantity	Amount	Quantity	Amount	Quantity	Amount	Quantity		
PROJECT TOTAL																		
					14,832,124.37	1,849,477.01	16,681,601.38	19,356.56	17,191,538.17									

Made by: Jeff Pallesen	Working Days: 6-28-11
Checked by: JE Velasco	Start Date: 9-22-13
OK Const. Supr. <i>JE Velasco</i> 10/29/15	End Date: 103.06%
	% \$ Complete: \$14,832,124.37
	Original Contract: \$16,681,601.38
	Amended Contract: \$16,681,601.38
	% Time Elapsed: 167.64%

TOTAL VALUE OF WORK TO DATE:	\$17,191,538.17
LESS RETENTION:	0%
TOTAL DUE TO DATE:	\$17,191,538.17
LESS PREVIOUSLY INVOICED:	17,144,916.39
LESS LABOR NON-COMPLIANCE:	0.00
LESS 125% OF STOP PAYMENT NOTICE - STATEWIDE TRAFFIC SAFETY & SIGNS - \$21,812.18	27,266.23
TOTAL DUE THIS PAYMENT:	\$19,356.56

This Estimate Approved: *Patricia Espino* Date: 11/2/15 for: _____
 Patricia Espino, Assistant Director of Transportation

Received by Accounts Payable: _____
 By: _____

TRANSFISCAL APPROVED
 By: Crystal Potter 5-3461

NOV 09 2015

PAYMENT APPROVAL

Fund 20000
 Dept ID 81305
 Account 527980
 Project 2-18-0373E
 Activity ID 2-3500

Resource Type CNT

Signature *[Signature]*

Date 10/29/15

Norma Larson
 951-955-2783
 11/2/15

PROJECT: I-10 at Date Palm Drive Interchange Improvements in the City of Cathedral City
 County Project No.: AB-0374, STPLM-6866(196)
 Contract No.: 11-01-022



Contractor: SEMA Construction, Inc.
 Address: 320 Goodard Way, Suite 160
 City, State, Zip: Irvine, CA 92618

Item No.	Item Description	Units	Quantity	Unit Price	Original Contract Amount	Change Authorized Quantity	Change Authorized Amount	Total Authorized Quantity	Total Authorized Amount	This Estimate Quantity	This Estimate Amount	Previous Quantity	Previous Amount	Total Estimate To Date Quantity	Total Estimate To Date Amount	% Auth.
1	PROGRESS SCHEDULE (CRITICAL PATH METHOD)	LS	1	5,300.00	5,300.00			1.00	5,300.00	0.75		0.75		0.75	3,975.00	75%
2	TEMPORARY FENCE (TYPE ESA) & CCO 4	M	3,390	15.00	50,850.00	720.00	10,800.00	4,110.00	61,650.00	4,096.15		4,096.15		4,096.15	61,442.25	100%
3	ENDANGERED SPECIES PROTECTION	LS	1	2,500.00	2,500.00			1.00	2,500.00	1.00				1.00	2,500.00	100%
4	CONSTRUCTION SITE MANAGEMENT	LS	1	38,800.00	38,800.00			1.00	38,800.00	1.00				1.00	38,800.00	100%
5	ASBESTOS COMPLIANCE PLAN	LS	1	5,000.00	5,000.00			1.00	5,000.00	1.00				1.00	5,000.00	100%
6	WATER POLLUTION CONTROL	LS	1	5,000.00	5,000.00			1.00	5,000.00	1.00				1.00	5,000.00	100%
7	MONITORING CAMERA (POLE AND ELECTRIC SERVICE)	LS	1	15,000.00	15,000.00			1.00	15,000.00	1.00				1.00	15,000.00	100%
8	RESIDENT ENGINEER OFFICE	LS	1	20,000.00	20,000.00			1.00	20,000.00	1.00				1.00	20,000.00	100%
9	TEMPORARY SILT FENCE & CCO 4	M	4,110	3.80	15,618.00	-720.00	-2,736.00	3,390.00	12,882.00	3,390.00		3,390.00		3,390.00	12,882.00	100%
10	TEMPORARY CONSTRUCTION ENTRANCE	EA	14	4,500.00	63,000.00			14.00	63,000.00	17.00		17.00		17.00	76,500.00	121%
11	TEMPORARY DRAINAGE INLET PROTECTION	EA	65	150.00	9,750.00			65.00	9,750.00	55.00		55.00		55.00	8,250.00	85%
12	STREET SWEEPING	LS	1	35,000.00	35,000.00			1.00	35,000.00	1.00				1.00	35,000.00	100%
13	TEMPORARY CONCRETE WASHOUT BASIN	EA	4	850.00	3,400.00			4.00	3,400.00	5.00		5.00		5.00	4,250.00	125%
14	NON-NATIVE PLANT PRECLUSION	LS	1	5,000.00	5,000.00			1.00	5,000.00	1.00				1.00	5,000.00	100%
15	CONSTRUCTION AREA SIGNS	LS	1	45,600.00	45,600.00			1.00	45,600.00	1,244.8570		1,244.8570		1,244.8570	56,748.55	124%
16	TRAFFIC CONTROL SYSTEM	LS	1	72,300.00	72,300.00			1.00	72,300.00	1.00				1.00	72,300.00	100%
17	TYPE III BARRICADE	EA	17	100.00	1,700.00			17.00	1,700.00	17.00		17.00		17.00	1,700.00	100%
18	TEMPORARY PAVEMENT MARKING (PAINT)	M2	75	36.00	2,700.00			75.00	2,700.00	93.84		93.84		93.84	3,378.24	125%
19	TEMPORARY TRAFFIC STRIPE (PAINT)	M	17,000	2.00	34,000.00			17,000.00	34,000.00	18,961.03		18,961.03		18,961.03	37,922.06	112%
20	CHANNELIZER (SURFACE MOUNTED)	EA	240	30.00	7,200.00			240.00	7,200.00	263.00		263.00		263.00	7,890.00	110%
21	FLASHING BEACON (PORTABLE)	EA	4	500.00	2,000.00			4.00	2,000.00							0%
22	TEMPORARY PAVEMENT MARKER	EA	900	5.00	4,500.00			900.00	4,500.00	856.00		856.00		856.00	4,280.00	95%
23	PORTABLE MANAGEABLE MESSAGE SIGN	EA	6	1,000.00	6,000.00			6.00	6,000.00	6.00		6.00		6.00	6,000.00	100%
23.A	PORTABLE MANAGEABLE MESSAGE SIGN (PER DAY, SEE ADDD)	DAY	60	74.00	4,440.00			60.00	4,440.00	75.00		75.00		75.00	5,550.00	125%
24	TEMPORARY RAILING	M	7,640	33.00	252,120.00			7,640.00	252,120.00	7,986.05		7,986.05		7,986.05	263,869.65	106%
25	TEMPORARY CRASH CUSHION MODULE	EA	270	170.00	45,900.00			270.00	45,900.00	337.50		337.50		337.50	57,375.00	125%



Contractor: SEIMA Construction, Inc.
 Address: 320 Goodard Way, Suite 150
 City, State, Zip: Irvine, CA 92618

Processed Construction Inspection 10/29/2015
 Estimate No. 39 Supplemental
 From: October 6, 2016
 To: October 20, 2016

Item No.	Item Description	Units	Quantity	Unit Price	Original Contract Amount	Change Authorized Quantity	Change Authorized Amount	Total Authorized Quantity	Total Authorized Amount	This Estimate Quantity	This Estimate Amount	Previous Quantity	Previous Amount	Total Estimate To Date Quantity	Total Estimate To Date Amount	% Auth.
26	REMOVE FENCE	M	480	21.00	10,290.00			480.00	10,290.00			548.20	11,512.20	548.20	11,512.20	112%
27	REMOVE METAL BEAM GUARD RAILING	M	47	40.00	1,880.00			47.00	1,880.00			58.75	2,380.00	58.75	2,380.00	125%
28	REMOVE METAL BEAM BARRIER	M	420	14.00	5,880.00			420.00	5,880.00			344.15	4,818.10	344.15	4,818.10	82%
29	REMOVE YELLOW THERMOPLASTIC TRAFFIC STRIPE	M	1,760	2.00	3,520.00			1,760.00	3,520.00			1,588.00	3,176.00	1,588.00	3,176.00	90%
30	REMOVE THERMOPLASTIC TRAFFIC STRIPE & COO 4	M	1,780	2.00	3,560.00	4,513.50	9,027.00	6,303.50	12,867.00			7,845.50	15,691.00	7,845.50	15,691.00	124%
31	REMOVE THERMOPLASTIC PAVEMENT MARKING & COO 4	M2	12	22.00	264.00	38.50	847.00	50.50	1,111.00			63.13	1,388.86	63.13	1,388.86	125%
32	REMOVE PAVEMENT MARKER	EA	2,140	1.00	2,140.00			2,140.00	2,140.00			2,875.00	2,875.00	2,875.00	2,875.00	125%
33	REMOVE ROADSIDE SIGN	EA	45	130.00	5,850.00			45.00	5,850.00			45.00	5,850.00	45.00	5,850.00	100%
34	REMOVE PIPE	M	61	24.00	1,464.00			61.00	1,464.00			61.00	1,464.00	61.00	1,464.00	100%
35	REMOVE HEADWALL	EA	2	480.00	960.00			2.00	960.00			2.00	960.00	2.00	960.00	100%
36	REMOVE ASPHALT CONCRETE SURFACING	M2	3,100	5.50	17,050.00			3,100.00	17,050.00			3,100.00	17,050.00	3,100.00	17,050.00	100%
36 A	RECONSTRUCT SAND FENCE	M	450	20.00	9,000.00			450.00	9,000.00			225.00	4,500.00	225.00	4,500.00	50%
37	REMOVE CONCRETE (CURB AND GUTTER)	M3	63	25.00	1,575.00			63.00	1,575.00			32.64	816.00	32.64	816.00	52%
38	REMOVE UNSOUND CONCRETE	M3	2	1,500.00	3,000.00			2.00	3,000.00							0%
39	PREPARE CONCRETE BRIDGE DECK SURFACE	M2	3,100	3.00	9,300.00			3,100.00	9,300.00			3,201.70	9,605.10	3,201.70	9,605.10	103%
39 A	REMOVE CONCRETE BARRIER (TYPE K)	M	80	27.00	2,160.00			80.00	2,160.00			67.00	1,809.00	67.00	1,809.00	84%
39 B	REMOVE CRASH CUSHION	EA	1	100.00	100.00			1.00	100.00			1.00	100.00	1.00	100.00	100%
40	ACCESS OPENING, SOFFIT	EA	10	1,100.00	11,000.00			10.00	11,000.00			10.00	11,000.00	10.00	11,000.00	100%
41	BRIDGE REMOVAL (PORTION)	LS	1	50,000.00	50,000.00			1.00	50,000.00			1.00	50,000.00	1.00	50,000.00	100%
42	CLEARING AND GRUBBING	LS	1	21,200.00	21,200.00			1.00	21,200.00			1.00	21,200.00	1.00	21,200.00	100%
43	REMOVE TREE	EA	15	580.00	8,700.00			15.00	8,700.00			15.00	8,700.00	15.00	8,700.00	100%
44	DEVELOP WATER SUPPLY	LS	1	32,000.00	32,000.00			1.00	32,000.00			1.00	32,000.00	1.00	32,000.00	100%
45	ROADWAY EXCAVATION & COO 13	M3	52,773	3.70	195,260.10	-1,070.00	-3,958.00	51,703.00	191,301.10			52,771.00	195,252.70	52,771.00	195,252.70	102%
46	LEAD COMPLIANCE (YELLOW STRIPING REMOVAL)	LS	1	3,600.00	3,600.00			1.00	3,600.00			1.00	3,600.00	1.00	3,600.00	100%
47	STRUCTURE EXCAVATION (BRIDGE)	M3	2,555	15.00	38,325.00			2,555.00	38,325.00			2,555.00	38,325.00	2,555.00	38,325.00	100%
48	STRUCTURE EXCAVATION (RETAINING WALL)	M3	5,960	8.00	47,680.00			5,960.00	47,680.00			5,960.00	47,680.00	5,960.00	47,680.00	100%

Item No.	Item Description	Units	Quantity	Unit Price	Original Contract Amount	Change Authorized Quantity	Change Authorized Amount	Total Authorized Quantity	Total Authorized Amount	This Estimate Quantity	This Estimate Amount	Previous Quantity	Previous Amount	Total Estimate To Date Quantity	Total Estimate To Date Amount	% Auth.
49	STRUCTURE EXCAVATION (TIEBACK WALL)	M3	332	81.00	26,892.00			332.00	26,892.00	332.00	26,892.00			332.00	26,892.00	100%
50	STRUCTURE BACKFILL (BRIDGE)	M3	1,804	24.00	43,296.00			1,804.00	43,296.00	1,804.53	43,308.72			1,804.53	43,308.72	100%
51	STRUCTURE BACKFILL (RETAINING WALL)	M3	7,070	10.00	70,700.00			7,070.00	70,700.00	7,073.06	70,730.60			7,073.06	70,730.60	100%
52	STRUCTURE BACKFILL (TIEBACK WALL)	M3	17	100.00	1,700.00			17.00	1,700.00	17.00	1,700.00			17.00	1,700.00	100%
53	PREVIOUS BACKFILL MATERIAL (RETAINING WALL)	M3	270	160.00	43,200.00			270.00	43,200.00	270.00	43,200.00			270.00	43,200.00	100%
54	IMPORTED BORROW & CCO 17	M3	65,370	7.00	457,590.00	20,000.00	140,000.00	85,370.00	597,590.00	85,370.00	597,590.00			85,370.00	597,590.00	100%
55	EROSION CONTRL (HYDROSEED)	M2	11,600	1.10	12,760.00			11,600.00	12,760.00	12,766.00	14,042.60			12,766.00	14,042.60	110%
56	FIBER ROLLS	M	2,240	7.00	15,680.00			2,240.00	15,680.00	2,239.72	15,678.04			2,239.72	15,678.04	100%
57	MOVE IN/REMOVE OUT EROSION CONTROL	EA	5	500.00	2,500.00			5.00	2,500.00	1.00	500.00			1.00	500.00	20%
58	GRAVEL MULCH (19MM)	M2	19,600	6.50	127,400.00			19,600.00	127,400.00	19,600.00	127,400.00			19,600.00	127,400.00	100%
59	GRAVEL MULCH (75MM)	M2	8,320	17.00	141,440.00			8,320.00	141,440.00	8,320.00	141,440.00			8,320.00	141,440.00	100%
60	MODIFY IRRIGATION SYSTEM	LS	1	34,400.00	34,400.00			1.00	34,400.00	1.00	34,400.00			1.00	34,400.00	100%
61	300 MM CORRUGATED HIGH DENSITY POLYETHYLENE PIPE CCO	M	120	66.00	7,800.00			120.00	7,800.00	120.00	7,800.00			120.00	7,800.00	100%
62	CLASS 2 AGGREGATE BASE	M3	11,700	23.00	269,100.00			11,700.00	269,100.00	12,028.36	276,652.28			12,028.36	276,652.28	103%
62.A	CLASS 2 AGGREGATE SUB-BASE & CCO 13	M3	3,540	26.00	92,040.00	-350.00	-9,100.00	3,190.00	82,940.00	3,198.00	83,148.00			3,198.00	83,148.00	100%
63	LEAN CONCRETE BASE & CCO 13	M3	2,460	150.00	369,000.00	-240.00	-36,000.00	2,220.00	333,000.00	2,294.71	344,206.50			2,294.71	344,206.50	103%
64	SLURRY SEAL	TONN	10	200.00	2,000.00			10.00	2,000.00							0%
65	HOT MIX ASPHALT (TYPE A)	TONN	770	95.00	73,150.00			770.00	73,150.00	405.37	38,510.15			405.37	38,510.15	53%
66	HOT MIX ASPHALT (TYPE C)	TONN	13,300	92.86	1,235,038.00			13,300.00	1,235,038.00	15,322.0900	1,422,809.28			15,322.0900	1,422,809.28	115%
67	HOT MIX ASPHALT (TYPE A, BOND BREAKER) & CCO 13	TONN	1,180	120.00	141,600.00	-120.00	-14,400.00	1,060.00	127,200.00	1,105.65	132,678.00			1,105.65	132,678.00	104%
68	PLACE HOT MIX ASPHALT DIKE (TYPE C)	M	180	4.10	738.00			180.00	738.00	157.22	644.60			157.22	644.60	87%
69	PLACE HOT MIX ASPHALT DIKE (TYPE E)	M	2,090	4.10	8,569.00			2,090.00	8,569.00	1,971.32	8,092.41			1,971.32	8,092.41	94%
70	PLACE HOT MIX ASPHALT DIKE (TYPE F)	M	430	4.10	1,763.00			430.00	1,763.00	385.87	1,562.07			385.87	1,562.07	90%
71	PLACE HOT MIX ASPHALT (MISCELLANEOUS AREA)	M2	2,120	12.00	25,440.00			2,120.00	25,440.00	2,084.46	25,013.52			2,084.46	25,013.52	98%
72	TACK COAT	TONN	36	300.00	10,800.00			36.00	10,800.00	36.00	10,800.00			36.00	10,800.00	100%
73	JOINTED PLAIN CONCRETE PAVEMENT & CCO 13	M3	5,280	209.34	1,100,055.20	-525.00	-109,378.50	4,755.00	990,656.70	5,327.30	1,109,869.88			5,327.30	1,109,869.88	112%



Item No.	Item Description	Units	Quantity	Unit Price	Original Contract Amount	Change Authorized Quantity	Change Authorized Amount	Total Authorized Quantity	Total Authorized Amount	This Estimate Quantity	This Estimate Amount	Previous Quantity	Previous Amount	Total Estimate To Date Quantity	Total Estimate To Date Amount	% Auth.
74	SEAL PAVEMENT JOINT	M	7,470	8.50	63,495.00			7,470.00	63,495.00			8,132.30	69,124.55	8,132.30	69,124.55	100%
75	SEAL ISOLATION JOINT	M	810	8.50	6,885.00			810.00	6,885.00			1,012.50	8,608.25	1,012.50	8,608.25	125%
76	FURNISH STEEL PILING (HP 360 x 132)	M	1,090	170.00	185,300.00			1,090.00	185,300.00			1,090.00	185,300.00	1,090.00	185,300.00	100%
77	DRIVE STEEL PILE (HP 360 x 132)	EA	110	1,100.00	121,000.00			110.00	121,000.00			101.00	111,100.00	101.00	111,100.00	92%
78	PRESTRESSING CAST-IN PLACE CONCRETE	SL	1	97,000.00	97,000.00			1.00	97,000.00			1.00	97,000.00	1.00	97,000.00	100%
79	TIEBACK ANCHOR	EA	96	2,000.00	192,000.00			96.00	192,000.00			96.00	192,000.00	96.00	192,000.00	100%
80	STRUCTURAL CONCRETE, BRIDGE FOOTING	M3	476	250.00	119,000.00			476.00	119,000.00			476.00	119,000.00	476.00	119,000.00	100%
81	STRUCTURAL CONCRETE, BRIDGE	M3	1,655	907.07	1,501,200.85			1,655.00	1,501,200.85			1,661.00	1,506,643.27	1,661.00	1,506,643.27	100%
82	STRUCTURAL CONCRETE, RETAINING WALL	M3	1,180	536.44	632,989.20			1,180.00	632,989.20			1,180.00	632,989.20	1,180.00	632,989.20	100%
83	STRUCTURAL CONCRETE, RETAINING WALL	M3	88	460.00	40,480.00			88.00	40,480.00			88.00	40,480.00	88.00	40,480.00	100%
84	STRUCTURAL CONCRETE, APPROACH SLAB (TYPE N)	M3	81,620	1.00	81,620.00			81,620.00	81,620.00			81,620.00	81,620.00	81,620.00	81,620.00	100%
85	STRUCTURAL CONCRETE, APPROACH SLAB (TYPE R)	M3	122	870.00	106,140.00			122.00	106,140.00			122.00	106,140.00	122.00	106,140.00	100%
86	MINOR CONCRETE (MINOR STRUCTURE) & CCO '13	M3	180	1,200.00	216,000.00	-1.60	-1,920.00	178.40	214,080.00			180.00	216,000.00	180.00	216,000.00	101%
87	MINOR CONCRETE (EXPOSED COLORED GLASS ROCK MEDIUM)	M3	26	210.00	5,460.00			26.00	5,460.00			26.00	5,460.00	26.00	5,460.00	100%
88	MINOR CONCRETE (EXPOSED COLORED GLASS ROCK MEDIUM)	M3	120	1,400.00	168,000.00			120.00	168,000.00			136.00	190,400.00	136.00	190,400.00	113%
89	PAVING NOTCH EXTENSION	M3	4	5,300.00	21,200.00			4.00	21,200.00			4.00	21,200.00	4.00	21,200.00	100%
90	FRACTURED RIB TEXTURE	M2	490	120.00	58,800.00			490.00	58,800.00			490.00	58,800.00	490.00	58,800.00	100%
91	FRACTURED RIB TEXTURE	M2	970	59.00	57,230.00			970.00	57,230.00			970.00	57,230.00	970.00	57,230.00	100%
92	DRILL AND BOND DOWEL	M	120	130.00	15,600.00			120.00	15,600.00			130.82	17,006.60	130.82	17,006.60	109%
93	DRILL AND BOND DOWEL (CHEMICAL ADHESIVE)	M	120	95.00	11,400.00			120.00	11,400.00			120.00	11,400.00	120.00	11,400.00	100%
94	FURNISH POLYESTER CONCRETE OVERLAY	M3	160	2,700.00	432,000.00			160.00	432,000.00			192.75	520,425.00	192.75	520,425.00	120%
95	PLACE POLYESTER CONCRETE OVERLAY	M2	3,585	24.00	86,040.00			3,585.00	86,040.00			3,585.00	86,040.00	3,585.00	86,040.00	100%
96	JOINT SEAL (TYPE B - MR 50 MM)	M	101	240.00	24,240.00			101.00	24,240.00			101.00	24,240.00	101.00	24,240.00	100%
97	BAR REINFORCING STEEL	KG	192	2.30	441.60			192.00	441.60			192.00	441.60	192.00	441.60	100%
98	BAR REINFORCING STEEL (BRIDGE)	KG	285,922	1.79	511,800.38			285,922.00	511,800.38			285,922.00	511,800.38	285,922.00	511,800.38	100%
99	BAR REINFORCING STEEL (RETAINING WALL)	KG	21,396	2.10	44,931.60			21,396.00	44,931.60			21,396.00	44,931.60	21,396.00	44,931.60	100%
100	BAR REINFORCING STEEL (RETAINING WALL)	KG	104,204	1.50	156,306.00			104,204.00	156,306.00			104,204.00	156,306.00	104,204.00	156,306.00	100%



Item No.	Units	Item Description	Quantity	Unit Price	Original Contract Amount	Change Authorized Quantity	Change Authorized Amount	Total Authorized Quantity	Total Authorized Amount	This Estimate Quantity	This Estimate Amount	Previous Quantity	Total Estimate To Date Quantity	Total Estimate To Date Amount	% Auth.
101	M3	SHOTCRETE	117	2,000.00	234,000.00			117.00	234,000.00			117.00	117.00	234,000.00	100%
102	KG	COLUMN CASING	20,680	7.50	155,100.00			20,680.00	155,100.00			20,680.00	20,680.00	155,100.00	100%
103	M2	FURNISH LAMINATED PANEL SIGN (25.4 MM TYPE A)	1.2	250.00	300.00			1.20	300.00			1.20	1.20	300.00	100%
104	M2	FURNISH SINGLE SHEET ALUMINUM SIGN (1.6 MM-UNFRAMED)	11	130.00	1,430.00			11.00	1,430.00			11.00	11.00	1,430.00	100%
105	M2	FURNISH SINGLE SHEET ALUMINUM SIGN (2.0 MM-UNFRAMED)	6	130.00	780.00			6.00	780.00			6.00	6.00	780.00	100%
106	M2	FURNISH SINGLE SHEET ALUMINUM SIGN (3.2 MM-UNFRAMED)	16	130.00	2,080.00			16.00	2,080.00			16.00	16.00	2,080.00	125%
107	EA	ROADSIDE SIGN - ONE POST	93	200.00	18,600.00			93.00	18,600.00			100.00	100.00	20,000.00	108%
108	EA	ROADSIDE SIGN - TWO POST	6	540.00	3,240.00			6.00	3,240.00			6.00	6.00	3,240.00	100%
109	M	600 MM ALTERNATIVE PIPE CULVERT	2,010	140.00	281,400.00			2,010.00	281,400.00			2,002.16	2,002.16	280,302.40	100%
110	M	750 MM ALTERNATIVE PIPE CULVERT	160	190.00	30,400.00			160.00	30,400.00			179.87	179.87	34,137.30	112%
111	M	1050 MM ALTERNATIVE PIPE CULVERT	36	280.00	10,080.00			36.00	10,080.00			36.00	36.00	10,080.00	100%
112	M	1500 MM ALTERNATIVE PIPE CULVERT	4	980.00	3,920.00			4.00	3,920.00			4.00	4.00	3,920.00	100%
113	M2	GEOCOMPOSITE DRAIN	206	34.00	7,004.00			206.00	7,004.00			206.00	206.00	7,004.00	100%
114	EA	600 MM ALTERNATIVE FLARED END SECTION	5,880	1.00	5,880.00			5,880.00	5,880.00			4,900.49	4,900.49	4,900.49	83%
115	EA	1050 MM ALTERNATIVE FLARED END SECTION	2	1,100.00	2,200.00			2.00	2,200.00			1.00	1.00	1,700.00	0%
116	EA	900 MM ALTERNATIVE PIPE RISER	1	1,700.00	1,700.00			1.00	1,700.00			1.00	1.00	1,700.00	100%
117	M3	ROCK SLOPE PROTECTION (FACING METHOD B)	230	100.00	23,000.00			230.00	23,000.00			167.03	167.03	16,703.00	73%
118	M2	ROCK SLOPE PROTECTION FABRIC	410	3.20	1,312.00			410.00	1,312.00			327.00	327.00	1,046.40	80%
119	M3	MINOR CONCRETE (MISCELLANEOUS CONSTRUCTION)	430	480.00	197,800.00			430.00	197,800.00			539.16	539.16	248,013.60	125%
120	M3	MINOR CONCRETE (GUTTER)	16	180.00	2,880.00			16.00	2,880.00			18.35	18.35	3,303.00	115%
121	KG	MISCELLANEOUS IRON AND STEEL & CCO 13	10,181	6.00	61,086.00	-171.00	-1,026.00	10,010.00	60,060.00			10,181.00	10,181.00	61,086.00	102%
122	KG	ISOLATION CASING & CCO 9S1	1,250	17.00	21,250.00	-1,250.00	-21,500.00								N/A
123	KG	BRIDGE DECK DRAINAGE SYSTEM	4,613	18.00	83,034.00			4,613.00	83,034.00			4,613.00	4,613.00	83,034.00	100%
124	M	CHAIN LINK RAILING (TYPE DL-1.8)	840	36.00	30,240.00			840.00	30,240.00			840.00	840.00	30,240.00	100%
125	EA	SURVEY MOUNT	2	1,000.00	2,000.00			2.00	2,000.00			2.00	2.00	2,000.00	100%
126	EA	DELINEATOR (CLASS 1)	46	35.00	1,610.00			46.00	1,610.00			46.00	46.00	1,610.00	100%



Item No.	Item Description	Units	Quantity	Unit Price	Original Contract Amount	Change Authorized		Total Authorized		This Estimate Quantity	This Estimate Amount	Previous Quantity	Previous Amount	Total Estimate To Date		% Auth.
						Quantity	Amount	Quantity	Amount					Quantity	Amount	
127	METAL BEAM GUARD RAILING (WOOD POST) & CCO-10	M	1,255	58.00	72,790.00	-153.50	-8,903.00	1,101.50	63,887.00	1,122.38	1,122.38	1,122.38	95,086.04	102%		
128	METAL RAILING & CCO 10	KG	3,420	6.00	20,520.00	-3,420.00	-20,520.00	194.00	128,040.00	194.00	194.00	194.00	128,040.00	N/A		
129	CHAIN LINK RAILING (CATHEPDRAL)	M	194	660.00	128,040.00			40,950.00	40,950.00	40,950.00	40,950.00	40,950.00	40,950.00	100%		
130	CONCRETE BARRIER (TYPE 26 MODIFIED)	M	40,950	1.00	40,950.00			156.00	13,950.00	193.75	17,437.50	193.75	17,437.50	125%		
131	SINGLE THREE BEAM BARRIER (WOOD POST)	M	155	90.00	13,950.00			150.00	10,500.00	150.00	10,500.00	150.00	10,500.00	100%		
132	CABLE RAILING	M	150	70.00	10,500.00			6.00	16,200.00	6.00	16,200.00	6.00	16,200.00	100%		
133	TRANSITION RAILING (TYPE WB)	EA	10	2,700.00	27,000.00	-4.00	-10,800.00	2.00	300.00	2.00	300.00	2.00	300.00	100%		
134	END CAP (TYPE A)	EA	2	150.00	300.00			2.00	6,200.00	2.00	6,200.00	2.00	6,200.00	0%		
135	ALTERNATIVE IN-LINE TERMINAL SYSTEM	EA	2	3,100.00	6,200.00			10.00	18,000.00	12.00	21,600.00	12.00	21,600.00	120%		
136	ALTERNATIVE FLARED TERMINAL SYSTEM	EA	10	1,800.00	18,000.00			6.00	4,500.00	7.00	5,250.00	7.00	5,250.00	117%		
137	END ANCHOR ASSEMBLY (TYPE SFT)	EA	6	750.00	4,500.00			2.00	11,000.00	2.00	11,000.00	2.00	11,000.00	100%		
138	CRASH CUSHION (TYPE CAT)	EA	2	5,600.00	11,000.00			2.00	400.00	2.00	400.00	2.00	400.00	100%		
139	CRASH CUSHION (TYPE CAT) BACKUP	EA	2	200.00	400.00			2.00	27,030.00	48.00	8,160.00	48.00	8,160.00	N/A		
140	CONCRETE BARRIER (TYPE 60)	M	159	170.00	27,030.00	-159.00	-27,030.00	103.00	17,510.00	103.00	17,510.00	103.00	17,510.00	100%		
141	CONCRETE BARRIER (TYPE 60D)	M	103	170.00	17,510.00			28.00	4,760.00	28.00	4,760.00	28.00	4,760.00	100%		
142	CONCRETE BARRIER (TYPE 60D)	M	28	170.00	4,760.00			92.00	39,560.00	92.00	39,560.00	92.00	39,560.00	100%		
143	CONCRETE BARRIER (TYPE 76A MODIFIED)	M	92	430.00	39,560.00			16,500.00	16,500.00	17,763.00	17,763.00	17,763.00	108%			
144	THERMOPLASTIC TRAFFIC STRIPE (SPRAYABLE)	M	16,500	1.00	16,500.00			270.00	11,070.00	284.07	11,646.87	284.07	11,646.87	105%		
145	THERMOPLASTIC PAVEMENT MARKING	M2	270	41.00	11,070.00			4,750.00	2,375.00	5,937.00	5,937.00	5,937.00	2,968.50	125%		
148	PAINT TRAFFIC STRIPE (2-COAT)	M	4,750	0.50	2,375.00			1,460.00	2,920.00	1,782.00	1,782.00	1,782.00	3,564.00	122%		
147	PAVEMENT MARKER (NON-REFLECTIVE)	EA	1,460	2.00	2,920.00			1,340.00	4,154.00	1,546.00	4,792.60	1,546.00	4,792.60	115%		
148	PAVEMENT MARKER (RETROREFLECTIVE)	EA	1,340	3.10	4,154.00			1.00	163,800.00	1.00	163,800.00	1.00	163,800.00	100%		
149	SIGNAL AND LIGHTING (STAGE CONSTRUCTION - LOCATION 1)	LS	1	163,800.00	163,800.00			1.00	131,900.00	1.00	131,900.00	1.00	131,900.00	100%		
150	SIGNAL AND LIGHTING (STAGE CONSTRUCTION - LOCATION 2)	LS	1	131,900.00	131,900.00			1.00	319,300.00	1.00	319,300.00	1.00	319,300.00	100%		
151	LIGHTING AND SIGN ILLUMINATION	LS	1	319,300.00	319,300.00			1.00	10,000.00	1.00	10,000.00	1.00	10,000.00	100%		
151.A	ELECTRICAL LINE EXTENSION	LS	1	10,000.00	10,000.00			1.00	10,000.00	1.00	10,000.00	1.00	10,000.00	100%		

PLEASE COMPLETE THIS INFORMATION
RECORDING REQUESTED BY:

KECIA HARPER-IHEM, CLERK OF THE BOARD
RIVERSIDE CO. CLERK OF THE BOARD
4080 LEMON STREET, 1ST FLOOR CAC
P O BOX 1147 - RIVERSIDE, CA 92502

MAIL STOP # 1010

AND WHEN RECORDED MAIL TO:

RETURN TO: STOP #1010
RIVERSIDE COUNTY CLERK OF THE BOARD
P. O. BOX 1147 - RIVERSIDE, CA 92502

2017-0121587

03/27/2017 03:29 PM Fee: \$ 0.00

Page 1 of 2

Recorded in Official Records
County of Riverside
Peter Aldana
Assessor-County Clerk-Recorder



110						R	A	Exam: 110		
Page	DA	PCOR	Misc	Long	RFD	1st Pg	Adtl Pg	Cert	CC	
2	1									
SIZE	NCOR	SMF	(NCHG)	T:		Ne Harce				

NOTICE OF COMPLETION

To be recorded with County Recorder
within 10 days after completion.
No recording fee.

Notice is hereby given by the undersigned owner, a public entity of the State of California, that a public work of improvement has been completed, as follows:

Project title or description of work: Date Palm Drive Interchange Project at Interstate 10

Date of Completion: Date of this notice 03/21/17

Nature of owner: County of Riverside, public entity

Interest or estate of owner: Public Roadway


Address of owner: 4080 Lemon Street, 8th Floor, Riverside, CA 92501

Name of contractor: Sema Construction, Inc.

Street or legal description of site: Date Palm Drive at Interstate 10 in the city of Cathedral City

Dated: March 21, 2017

Owner: County of Riverside
(Name of Public Entity)

By: 
Chairman, Board of Supervisors
John Tavaglione


STATE OF CALIFORNIA)


ss

COUNTY OF RIVERSIDE)

I am the Chairman of the governing board of the County of Riverside, the public entity which executed the foregoing notice and on whose behalf I make this verification; I have read this notice, know its contents, and the same is true. I certify under penalty of perjury that the foregoing is true and correct.


Executed at Riverside, California on 03/21/17 (Date)


Chairman of the Board of Supervisors
John Tavaglione

ATTEST:
KECIA HARPER-IHEM, Clerk
By 
DEPUTY

03.21.17 3.26

FORM APPROVED COUNTY COUNSEL
BY: Paula B. Victor 3/8/17
MARSHAL VICTOR DATE
2017-4-135235



PETER ALDANA
COUNTY OF RIVERSIDE
ASSESSOR-COUNTY CLERK-RECORDER


Recorder
P.O. Box 751
Riverside, CA 92502-0751
(951) 486-7000
www.riversideacr.com

CERTIFICATION

Pursuant to the provisions of Government Code 27361.7, I certify under the penalty of perjury that the following is a true copy of illegible wording found in the attached document:

(Print or type the page number(s) and wording below):

CLARIFICATION OF THE SEAL for the Riverside County Board of Supervisors
(embossed on document)



Date:

3-21-17

Signature:

Karen Barton

Print Name:

Karen Barton, Board Assistant, Riverside County Clerk of the Board