


SUBMITTAL TO THE BOARD OF SUPERVISORS
COUNTY OF RIVERSIDE, STATE OF CALIFORNIA



ITEM
2.11
(ID # 4022)

MEETING DATE:
Tuesday, May 2, 2017


FROM : AUDITOR CONTROLLER:

SUBJECT: AUDITOR-CONTROLLER: Allocation of Enhancing Law Enforcement Activities Subaccount (ELEAS) for Citizen's Option for Public Safety Program (COPS) and Juvenile Crime Prevention Act (JJCPA), District All. [\$7,626,448 - State Funds 100%]

RECOMMENDED MOTION: That the Board of Supervisors:

1. Receive and file the attached FY 2016-2017 report on the distribution of the annual Enhancing Law Enforcement Activities Subaccount (ELEAS) for Citizen's Option for Public Safety Program (COPS) and Juvenile Justice Crime Prevention Act (JJCPA) (Attachment A).


ACTION: Consent


Paul Angulo, Director of Auditor Controller 4/5/2017

MINUTES OF THE BOARD OF SUPERVISORS

On motion of Supervisor Ashley, seconded by Supervisor Jeffries and duly carried by unanimous vote, IT WAS ORDERED that the above matter is received and filed as recommended.

Ayes: Jeffries, Tavaglione, Washington and Ashley
Nays: None
Absent: None
Date: May 2, 2017
xc: Auditor

Kecia Harper-Ihem
Clerk of the Board
By: 
Deputy

**SUBMITTAL TO THE BOARD OF SUPERVISORS COUNTY OF RIVERSIDE,
STATE OF CALIFORNIA**

FINANCIAL DATA	Current Fiscal Year:	Next Fiscal Year:	Total Cost:	Ongoing Cost
COST	\$ 6,025,081	\$ 1,601,367	\$ 7,626,448	\$
NET COUNTY COST	\$	\$	\$	\$
SOURCE OF FUNDS: State Funds 100%			Budget Adjustment: No	
			For Fiscal Year: 16/17 & 17/18	

C.E.O. RECOMMENDATION: APPROVE

BACKGROUND:

Summary

Pursuant to current law, the State Controller is required to allocate funds to each County that established an Enhancing Law Enforcement Service Activities Subaccount (ELEAS) in accordance with the proportionate share of the State's total population that resides in the cities within the County and the unincorporated area of the County.

FY 2016-2017 Allocation ELEAS for COPS and JJCPA

Government Code 30061 requires the County Auditor-Controller to allocate the moneys in the County's ELEAS within 30 days of the deposit of those moneys into the fund.

The estimated allocation for ELEAS funding for FY 2016-17 is \$12,160,091 and will be received in monthly installment payments. The data on Attachment A represents the distribution for the COPS Program and the JJCPA. The cities share of the total allocation is \$3,873,879 and the County's share is \$8,286,212. The County's share will be distributed as follows: \$1,880,742 to the COPS Program and \$6,405,470 to the JJCPA.

Impact on Residents and Businesses

FY 2016-2017 ELEAS allocation is used to fund jail operations, criminal prosecution, front-line law enforcement, and a comprehensive multi-agency juvenile justice program.


SUPPLEMENTAL:

Additional Fiscal Information

The COPS Program cost for FY 2016-2017 is \$1,220,979. The JJCPA FY 2016-2017 allocation is intended to cover the cost of approved plan activities from October 1, 2016 through September 30, 2017 therefore FY 2016-2017 total cost is \$4,804,102 (\$6,405,470/12 months* 9 months October 2016 – June 2017). The remaining \$1,601,367(\$6,405,470/12 months *3 months July 2017 - September 2017) will be allocated to FY 2017-2018.

ATTACHMENT A. Allocation of Enhancing Law Enforcement Activities Subaccount (ELEAS)

SUBMITTAL TO THE BOARD OF SUPERVISORS COUNTY OF RIVERSIDE,
STATE OF CALIFORNIA



Elana Bentley, Assistant District Attorney

4/17/2017



Stephanie Pasi

4/24/2017

County of Riverside
Allocation of Enhancing Law Enforcement Activities Subaccount (ELEAS)
for Citizen's Option for Public Safety Program (COPS) and Juvenile Justice Crime Prevention Act (JJCPA)
Fiscal Year 2016-2017

Estimated Amount to be received from State of CA

	Estimate Department of Finance
Cities and Sherriff Patrol (Unincorporated)	4,435,095.00
Co Jail Operation	659,763.00
District Attorney	659,763.00
Juvenile Justice	6,405,470.00
TOTAL SLESA ALLOCATION	12,160,091.00

% Overall calculation of all counties are based on the government code and county percentage is based on population.

Account 230432-11167-1300100000		Payment Date:	Payment Amount:	(e)	Total Payment Allocation	
Jurisdiction	Vendor No.	Population 01/01/2016	% Based on Population	% of Total Allocations (/ / total)	100K Minimum Required by State	Total Payment Allocation
Banning	000044808-1	30,834	1.3%	2.3%	100,000.00	100,000.00
Beaumont	000044810-1	45,118	1.9%	2.3%	100,000.00	100,000.00
Blythe	000026967-1	19,813	0.8%	2.3%	100,000.00	100,000.00
Calimesa	0000097187-1	8,289	0.4%	2.3%	100,000.00	100,000.00
Canyon Lake	000026975-1	10,681	0.5%	2.3%	100,000.00	100,000.00
Cathedral City	0000097015-1	54,261	2.3%	2.3%	100,000.00	100,000.00
Coachella	000029545-1	45,407	1.9%	2.3%	100,000.00	100,000.00
Corona	000026988-3	164,659	7.0%	5.7%	100,000.00	253,584.00
Desert Hot Springs	000026995-1	29,048	1.2%	2.3%	100,000.00	100,000.00
Eastvale	000092205-4	63,162	2.7%	2.3%	100,000.00	100,000.00
Hemet	000026999-1	80,070	3.4%	2.8%	100,000.00	123,312.00
Indian Wells	000004076-1	5,412	0.2%	2.3%	100,000.00	100,000.00
Indio	000027003-1	88,058	3.8%	3.1%	100,000.00	135,614.00
Jurupa Valley	000098110-5	98,177	4.2%	3.4%	100,000.00	151,198.00
La Quinta	000032952-1	61,006	2.6%	2.3%	100,000.00	100,000.00
Lake Elsinore	000004044-1	39,977	1.7%	2.3%	100,000.00	100,000.00
Menifee	000094299-1	89,004	3.8%	3.1%	100,000.00	137,071.00
Moreno Valley	000027007-1	205,383	8.7%	7.1%	100,000.00	316,301.00
Murrieta	000004119-13	113,795	4.8%	4.0%	100,000.00	175,250.00
Norco	000004082-1/Location 2	26,896	1.1%	2.3%	100,000.00	100,000.00
Palm Desert	000029691-2	49,335	2.1%	2.3%	100,000.00	100,000.00
Palm Springs	000025623-9	46,654	2.0%	2.3%	100,000.00	100,000.00
Perris	000027016-1	73,722	3.1%	2.6%	100,000.00	113,536.00
Rancho Mirage	000027019-1	18,070	0.8%	2.3%	100,000.00	100,000.00
Riverside	000027021-1	324,696	13.8%	11.3%	100,000.00	500,049.00
San Jacinto	000033873-2	47,656	2.0%	2.3%	100,000.00	100,000.00
Temecula	000027026-9	109,064	4.6%	3.8%	100,000.00	167,964.00
Wildomar	000076154-7	35,168	1.5%	2.3%	100,000.00	100,000.00
TOTAL CITIES		1,983,415	84.5%	0.87	2,800,000.00	3,873,879.00
Sheriff Patrol (Unincorporated)*	10000-2500300000-755520	364,413	15.5%	12.7%	100,000.00	561,216.00
TOTAL CITIES AND UNINCORPORATED		2,347,828	100.0%	100.0%	2,900,000.00	4,435,095.00

COUNTY'S DISTRIBUTION:

Co Jail Operation	10000-2500400000-755520	659,763.00
District Attorney	10000-2200100000-755520	659,763.00
Juvenile Justice (230433)**	11167-2600200000-230433	6,405,470.00
TOTAL COUNTY		7,724,996.00
TOTAL ELEAS ALLOCATION		12,160,091.00

* County's Distribution: Unincorporated is Sheriff Patrol 755520-10000-2500300000

** The JJCPA FY 2016-2017 allocation is intended to cover the cost of approved plan activities from October 1, 2016 through September 30, 2017 therefore FY 16-17 total cost is \$4,804,102.50 (\$6,405,470/12 months * 9 months Oct16-Jun17).

FORM 11 CURRENT FY TOTAL COST FOR FY 2016-2017
 JJCPA 4,804,102.50

FORM 11 NEXT FY TOTAL COST FOR FY 2017-2018
 JJCPA 1,601,367.50