

**SUBMITTAL TO THE BOARD OF SUPERVISORS
COUNTY OF RIVERSIDE, STATE OF CALIFORNIA**



ITEM
2.11
(ID # 4347)

MEETING DATE:
Tuesday, June 6, 2017

FROM : PUBLIC SOCIAL SERVICES:

SUBJECT: PUBLIC SOCIAL SERVICES: 2017 Child Abuse Prevention Community Needs
Assessment for Riverside County. [Districts: All]

RECOMMENDED MOTION: That the Board of Supervisors:
Receive and file the 2017 Child Abuse Prevention Community Needs Assessment for
Riverside County.


ACTION:


Susan Von Zabern, Director of Public Social Services 5/24/2017

MINUTES OF THE BOARD OF SUPERVISORS

On motion of Supervisor Tavaglione, seconded by Supervisor Washington and duly
carried, IT WAS ORDERED that the above matter is received and filed as recommended.

Ayes: Jeffries, Tavaglione, Washington and Perez
Nays: None
Absent: Ashley
Date: June 6, 2017
xc: DPSS

Kecia Harper-Ihem
Clerk of the Board
By: 
Deputy

**SUBMITTAL TO THE BOARD OF SUPERVISORS COUNTY OF RIVERSIDE,
STATE OF CALIFORNIA**

FINANCIAL DATA	Current Fiscal Year:	Next Fiscal Year:	Total Cost:	Ongoing Cost
COST	\$ 0	\$ 0	\$ 0	\$ 0
NET COUNTY COST	\$ 0	\$ 0	\$ 0	\$ 0
SOURCE OF FUNDS:			Budget Adjustment:	No
			For Fiscal Year:	18/19 – 22/23

C.E.O. RECOMMENDATION: Approve.

BACKGROUND:

Summary

The Riverside County Department of Public Social Services-Children's Services Division (DPSS-CSD), in cooperation with the HOPE Collaborative and Riverside County's Child Abuse Prevention Council (CAPC), completed a countywide Community Needs Assessment (CNA) in the fall of 2016. The purpose of the CNA was fulfilling three DPSS-CSD needs:

1. Identifying community service needs and barriers to service, in relation to child abuse and neglect prevention, intervention and treatment.
2. Meeting funding requirements and guidelines set by the State of California Office of Child Abuse Prevention (OCAP), providing oversight and consultation in relation to funded programs: Child Abuse Prevention, Intervention and Treatment (CAPIT); Promoting Safe and Stable Families (PSSF); Community-Based Child Abuse Prevention (CBCAP) and Children's Trust Fund (CTF).
3. Using findings from the CNA to guide funding priorities for the use of CAPIT, PSSF, CBCAP and CTF funds.

The CNA process began in June 2016 with a goal of identifying community service needs and barriers in relation to child abuse and neglect prevention, intervention and treatment. As part of the process, DPSS-CSD and the Hope Collaborative surveyed a diverse population of Riverside County residents and service providers. Efforts were made to survey participants that could be representative of the county, while capturing information to appropriately guide funding priorities. The needs assessment and recommendations for use of CAPIT/PSSF/CBCAP/ CTF funds were reviewed and approved by the CAPC (HOPE) Board of Directors on April 26, 2017.

Results of the needs assessment identified the following five service priorities most important to the prevention of child abuse by service providers:

1. Individual, conjoint, family or group counseling services designed to prevent the occurrence/recurrence of child maltreatment or domestic violence;
2. Anger Management classes designed to stop abusive and violent incidents by teaching alternative methods of expressing emotions, how to negotiate differences and by holding offenders accountable for their behavior;

**SUBMITTAL TO THE BOARD OF SUPERVISORS COUNTY OF RIVERSIDE,
STATE OF CALIFORNIA**

3. Mental health counseling for children and parents/caregivers;
4. Substance abuse counseling and services for children and parents/caregivers;
5. Parent Education classes for adults who need assistance strengthening their emotional attachment to their children, learning how to nurture their children and understanding general principles of discipline, care and supervision;
6. Post Adoption services designed to address adjustment issues and maintain the stability of the adoptive relationship.

DPSS intends to use CAPIT/PSSF/CBCAP/ CTF funds through the release of multiple Requests for Proposals (RFP) and/or Requests for Qualifications (RFQ) to secure contractors to provide these services, effective July 1, 2018, for residents of Riverside County and/or to augment existing or fund new services consistent with the needs assessment criteria.

DPSS also intends to issue an RFP for the provision of CAPC services, effective July 1, 2018.

Impact on Residents and Businesses

The CNA will ensure adequate service offerings are made available to families or individuals in need of the identified services (Anger Management, Counseling, Parenting Education, Domestic Violence and Substance Abuse) designed to prevent the occurrence/recurrence of Child Maltreatment.

ATTACHMENTS:

ATTACHMENT A: **2017 Child Abuse Prevention Community Needs Assessment (CNA) Report**

SvZ:mh



Jennifer Sargent, Principal Management Analyst 5/30/2017

**COUNTY OF RIVERSIDE DEPARTMENT OF
PUBLIC SOCIAL SERVICES
CHILDREN'S SERVICES DIVISION**

**Child Abuse Prevention
Community Needs Assessment
(CNA) Report**

March 28, 2017




TABLE OF CONTENTS

Introduction-----	1
Background-----	1
Allocation of Funds-----	1
Methods-----	2
Overview-----	2
Sampling, Data Collection, and Data Analysis-----	2
Results-----	3-9
Community Survey-----	3
Service Provider Survey-----	4
District 1 / HOPE Collaborative 1: Identified Needs-----	5
District 2 / HOPE Collaborative 2: Identified Needs -----	6
District 3 / HOPE Collaborative 3: Identified Needs -----	7
District 4 / HOPE Collaborative 4: Identified Needs -----	8
District 5 / HOPE Collaborative 5: Identified Needs -----	9
Overview of Funding Sources-----	10-12
CAPIT-----	10
PSSF-----	10-11
CBCAP-----	11
CTF-----	11-12
Recommendations-----	13-14
Appendices-----	15-13
Appendix 1: Zip Codes by Zone-----	15
Appendix 2: List of Allowable Services and Activities by Funding Program-----	16-17

INTRODUCTION

Background

The Riverside County Department of Public Social Services-Children's Services Division (DPSS-CSD) in collaboration with the HOPE Collaborative, Riverside County's Child Abuse Prevention Council (CAPC), completed a county-wide Community Needs Assessment (CNA) in the fall of 2016. The CNA was completed with the purpose of fulfilling three DPSS-CSD needs.

- 1) To identify community service needs and barriers to services in relation to child abuse and neglect prevention, intervention, and treatment.
- 2) To meet funding requirements and guidelines set by the State of California Office of Child Abuse Prevention (OCAP), which provides oversight and consultation in relation to the following funded programs: Child Abuse Prevention, Intervention and Treatment (CAPIT); Promoting Safe and Stable Families (PSSF); Community-Based Child Abuse Prevention (CBCAP); and County Children's Trust Fund (CCTF).
- 3) To use findings from the CNA to guide funding priorities for the use of CAPIT, PSSF, CBCAP, and CCTF funds.

Allocation of Funds

Riverside County DPSS-CSD is responsible for the contracting, development of measurable outcomes, and monitoring of CAPIT, PSSF, CBCAP, and CCTF funds to eligible agencies within the county. In Riverside County, these funds are allocated through a competitive Request for Proposal process that is instituted and driven by findings from the CNA. Agencies participating in the competitive process must also meet specific program funding requirements and guidelines in order to be eligible.

METHODS

Overview

The CNA process began in June 2016 with the goal of identifying community service needs and barriers in relation to child abuse and neglect prevention, intervention, and treatment. As part of the process CNA, DPSS-CSD and HOPE Collaborative surveyed a diverse population of Riverside County residents (1,483 participants) and service providers (307 participants) for a total of 1,790 participants. Efforts were made to survey participants that could be representative of the county, while capturing information to appropriately guide funding priorities.

Sampling, Data Collection, and Data Analysis

Two CNA surveys were developed for the purpose of data collection through paper and online formats. CNA data collection concluded in December of 2016. Paper survey participants (1,483) completed the survey with the assistance of DPSS-CSD or HOPE Collaborative staff at one of 40 pre-determined data collection activities. These activities included focus groups, resource fairs, events at service provider centers, and other community activities held across the county. The online survey was distributed to participants (307) using a web-based data collection system called Google Forms. Information collected through the paper survey was manually entered by DPSS-CSD staff into the Google Forms system. The CNA data was analyzed using the Google Forms analytics to calculate simple response percentages.

RESULTS

Community Survey (1,483)

Table 1. Community Identified Needs to be Addressed

Top 4 Identified Needs	Ranking by Participant Response %
Substance abuse of parent/caregiver	43%
Substance abuse of child/youth	37%
Domestic violence	33%
Child/youth mental illness	25%

The majority of respondents identified substance abuse of parent/caregiver (43%) as the number one need to be addressed in their community. This identified need was followed by three other needs that the community identified as important to address which include: substance abuse of child/youth (37%); domestic violence (33%); and child/youth mental illness (25%).

Table 2. Community Identified Barriers to Services

Top 4 Identified Barriers	Ranking by Participant Response %
Lack of awareness	58%
Embarrassment	40%
Language	34%
Lack of family support	30%

The majority of respondents identified lack of awareness (58%) as the number one barrier to services in their community. This identified barrier was followed by three other barriers that the community identified as important to address which included: embarrassment (40%); language (34%); and lack of family support (30%).

Data shows that there were no significant differences between the community needs and barriers identified at the county level versus supervisorial districts.

Service Provider Survey (307)

Table 3. Service Provider Identified Needs to be Addressed

Top 4 Identified Needs	Ranking by Participant Response %
Substance abuse of parent/caregiver	80%
Parent/caregiver mental illness	78%
Domestic violence	69%
Child/youth substance abuse	65%

The majority of respondents identified substance abuse of parent/caregiver (80%) as the number one need to be addressed in their community. This identified need was followed by three other needs that the service providers identified as important to address which included: parent/caregiver mental illness (78%); domestic violence (69%); and child/youth substance abuse (65%).

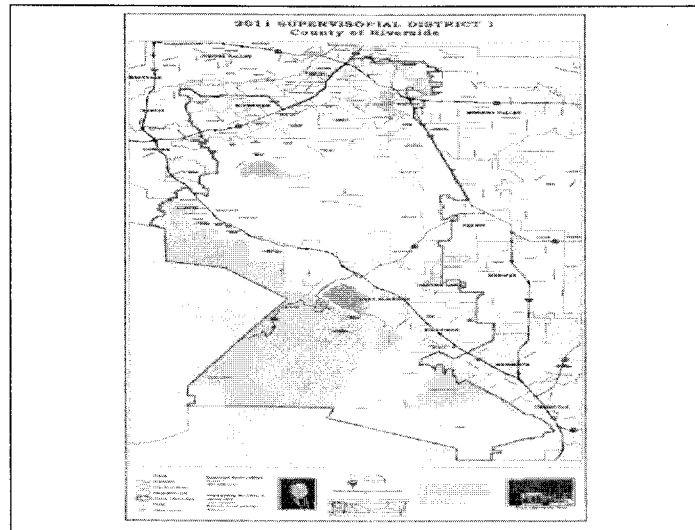
Table 4. Service Provider Identified Barriers to Services

Top 4 Identified Barriers	Ranking by Participant Response %
Lack of awareness	78%
Embarrassment	67%
Location of services	67%
Lack of family support	56%

The majority of respondents identified lack of awareness (78%) as the number one barrier to services in their community. This identified barrier was followed by three other barriers that the service providers identified as important to address which include: embarrassment (67%); location of services (67%); and lack of family support (56%).

Data shows that there were no significant differences between the community needs and barriers identified at the county level versus supervisorial districts.

District 1 / HOPE Collaborative 1: Identified Needs



Cities/ Zip Codes			DPSS CSD Region(s)	Service Zone(s)
Canyon Lake Corona Lake Elsinore March Air Reserve Base Menifee Murrieta Perris Riverside Sun City Temecula Wildomar	92503 *92504 (2) *92505 (2) *92506 (2) *92507 (5) 92508 *92518 (5) 92530 *92532 (5)	*92562 (3) *92570 (5) *92584 (3, 5) *92587 (3, 5) 92590 92595 *92881 (2) *92883 (2)	West Corridor Metro Valley Southwest	1, 2

*= zip codes that are shared by districts; shared districts ()s that follows

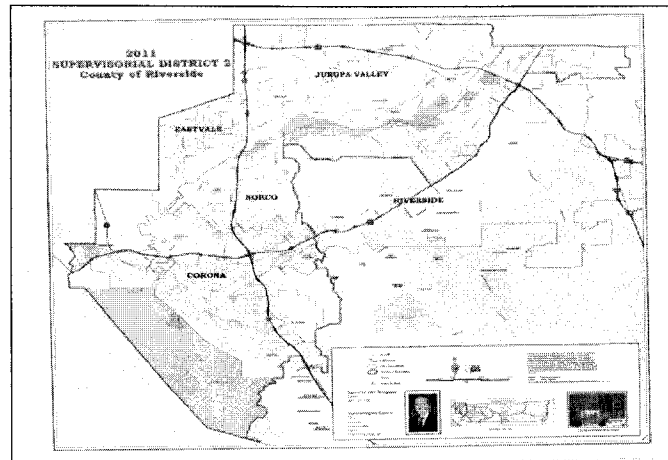
Top Four Identified Overlapping Needs:

- 1) Substance abuse of parent/caregiver
- 2) Substance abuse of child/youth
- 3) Domestic violence
- 4) Parent/caregiver or child/youth mental illness

Types of services that may be used to address these needs include, but are not limited to:

- Counseling/mental health services
- Parenting services/classes
- Substance abuse treatment
- Anger management services/classes
- Domestic violence services/classes

District 2 / HOPE Collaborative 2: Identified Needs



Cities/ Zip Codes		DPSS CSD Region(s)	Service Zone(s)
Corona Mira Loma Norco Riverside	91752 92501 *92504 (1) *92505 (1) *92506 (2) 92509 92860 92878 92879 92880 *92881 (1) 92882 *92883 (1)	West Corridor Metro	1

*= zip codes that are shared by districts; shared districts (s) that follows

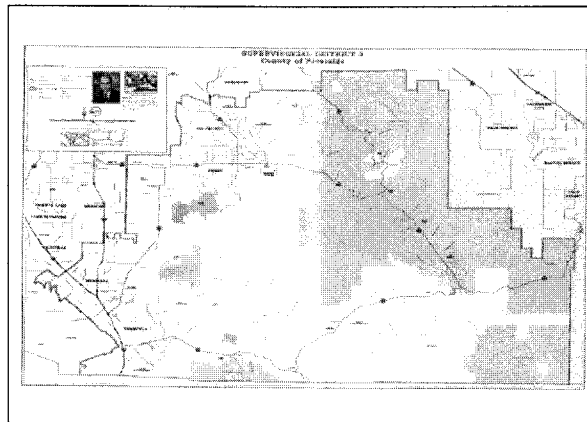
Top Four Identified Overlapping Needs:

- 1) Substance abuse of parent/caregiver
- 2) Substance abuse of child/youth
- 3) Domestic violence
- 4) Parent/caregiver or child/youth mental illness

Types of services that may be used to address these needs include, but are not limited to:

- Counseling/mental health services
- Parenting services/classes
- Substance abuse treatment
- Anger management services/classes
- Domestic violence services/classes

District 3 / HOPE Collaborative 3: Identified Needs



Cities/Zip Codes			DPSS CSD Region(s)	Service Zone(s)
Aguanga				
Anza	*92220 (5)	*92567 (5)		
Banning	*92264 (4)	92581		
Canyon Lake	92536	*92582 (5)	Mid County	
Hemet	92539	92583		
Idyllwild	92543	*92584 (1, 5)	Southwest	
Menifee	92544	*92585 (5)		
Mountain Center	92545	92586	Diamond Valley	1, 2
Murrieta	92549	*92587 (1, 5)		
Nuevo	*92561 (4)	*92587 (1, 5)		
Palm Springs	*92562 (1)	92591	Valley	
San Jacinto	92563	92592		
Sun City	92564	92596		
Temecula				
Winchester				

**= zip codes that are shared by districts; shared districts (s) that follows*

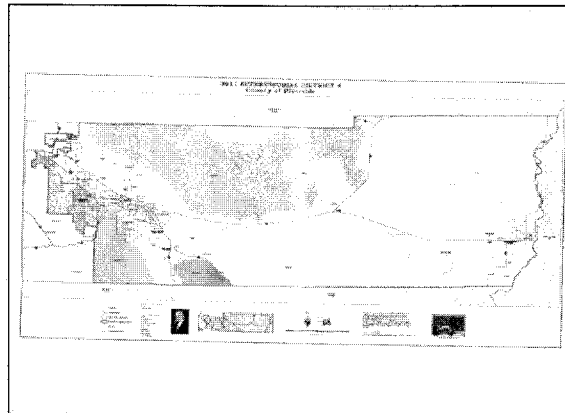
Top Four Identified Overlapping Needs:

- 1) Substance abuse of parent/caregiver
- 2) Substance abuse of child/youth
- 3) Domestic violence
- 4) Parent/caregiver or child/youth mental illness

Types of services that may be used to address these needs include, but are not limited to:

- Counseling/mental health services
- Parenting services/classes
- Substance abuse treatment
- Anger management services/classes
- Domestic violence services/classes

District 4 / HOPE Collaborative 4: Identified Needs



Cities/Unincorporated/ Zip Codes			DPSS CSD Region(s)	Service Zone(s)
Blythe				
Cathedral City				
Coachella				
Desert Center	92201	*92241 (5)		
Desert Hot Springs	92202	92253		
Indian Wells	92203	92254		
Indio	92210	*92262 (5)	Desert	
La Quinta	92211	92263		
Mecca	92255	*92264 (3)	Mid County	2, 3
Moreno Valley	92260	92270		
Mountain Center	92225	92274	Valley	
Palm Desert	92226	92276		
Palm Springs	92234	92324		
Rancho Mirage	92236	*92561 (3)		
Thermal	92239			
Thousand Palms				

*= zip codes that are shared by districts; shared districts ()s that follows

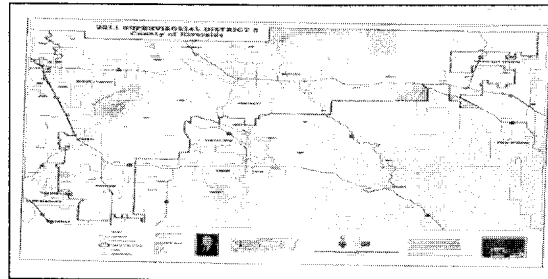
Top Four Identified Overlapping Needs:

- 1) Substance abuse of parent/caregiver
- 2) Substance abuse of child/youth
- 3) Domestic violence
- 4) Parent/caregiver or child/youth mental illness

Types of services that may be used to address these needs include, but are not limited to:

- Counseling/mental health services
- Parenting services/classes
- Substance abuse treatment
- Anger management services/classes
- Domestic violence services/classes

District 5 / HOPE Collaborative 5: Identified Needs



Cities/Unincorporated/ Zip Codes			DPSS CSD Region(s)	Service Zone(s)
Banning	*92220 (3)		Mid County	2, 3
Beaumont	92223			
Cabazon	92230			
Calimesa	92240			
Canyon Lake	*92241 (4)			
Desert Hot Springs	92258	*92567 (3)		
Homeland	*92262 (4)	92570		
Lake Elsinore	92282	92571		
March Air Reserve Base	92320	*92584 (1, 3)		
Menifee	*92373 (SB)	*92582 (3)		
Moreno Valley	*92399 (SB)	*92585 (3)	Southwest	
North Palm Springs	*92507 (1)	*92587 (1, 3)	Valley	
Nuevo	*92518 (1)	*92587 (1, 3)		
Palm Springs	*92532 (1)		Diamond Valley	
Perris	92548	SB = San Bernardino County		
Redlands	92551			
Riverside	92552			
San Jacinto	92553			
Sun City	92554			
Whitewater	92555			
Yucaipa	92556			
	92557			

*= zip codes that are shared by districts; shared districts (s) that follows

Top Four Identified Overlapping Needs:

- 1) Substance abuse of parent/caregiver
- 2) Substance abuse of child/youth
- 3) Domestic violence
- 4) Parent/caregiver or child/youth mental illness

Types of services that may be used to address these needs include, but are not limited to:

- Counseling/mental health services
- Parenting services/classes
- Substance abuse treatment
- Anger management services/classes
- Domestic violence services/classes

OVERVIEW OF FUNDING SOURCES

CAPIT

Funding Allocation for FY 2016/2017: \$619,556.00

CAPIT funds are available to public/private non-profit agencies with programs that serve the needs of children at risk of abuse or neglect. Funding priority is given to agencies that have demonstrated effectiveness in prevention or intervention of child abuse or neglect. Ninety (90) percent of funds must be allocated to program services (See Appendix 2 "List of Allowable Services and Activities by Funding Program" for examples of CAPIT allowable services). Ten (10) percent of funds can be used for administrative costs. Specific examples of allowable services that can be used to address mentioned needs and barriers follow.

- Behavior health, mental health services
- Domestic violence services
- Family Resource Center or other multi-service center
- Peer support
- Substance abuse services

PSSF

Funding Allocation for FY 2016/2017: \$1,044,386.00

PSSF funds are available to public/private non-profit agencies with programs that provide coordinated services for children and families across the continuum of prevention through aftercare. Funded agencies must focus efforts to address one or all four of the PSSF program components: 1) Family preservation; 2) Community based family support; 3) Time limited family reunification; 4) Adoption promotion and support. Ninety (90) percent of funds must be allocated to program services (See Appendix 2 "List of Allowable Services and Activities by Funding Program" for examples of PSSF allowable services). Ten (10) percent of funds can be used for administrative costs. Specific examples of allowable services that can be used to address mentioned needs and barriers follow.

- Family Preservation
 - Behavior health, mental health services
 - Domestic violence
 - Family Resource Center or other multi-service center
 - Peer support
 - Substance abuse services
- Family Support
 - Behavior health, mental health services
 - Domestic violence
 - Peer support
 - Substance abuse services

- Time Limited Family Reunification
 - Behavior health, mental health services
 - Domestic violence
 - Peer support
 - Substance abuse services
- Adoption Promotion & Support
 - Behavior health, mental health services
 - Family Resource Center or other multi-service center
 - Peer support

CBCAP

Funding Allocation for FY 2016/2017: \$78,828.00

CBCAP funds are available to public/private non-profit agencies with programs that provide community based services to prevent and/or reduce the risk of child abuse and neglect in the community. Funded agencies must aim to strengthen and support families in the community through community based collaborations and public/private partnerships. Ninety (90) percent of funds must be allocated to program services (See Appendix 2 “List of Allowable Services and Activities by Funding Program” for examples of CBCAP allowable services). Ten (10) percent of funds can be used for administrative costs. Specific examples of allowable services that can be used to address mentioned needs and barriers follow.

- Behavior health, mental health services
- Domestic violence
- Family Resource Center or other multi-service center
- Information & referral services
- Network development
- Peer support
- Public awareness/public education
- Substance abuse services

CCTF

Funding Allocation for FY 2016/2017: \$1,923,122.00

CCTF funds are available to private non-profit organizations or public institutions of higher education, with programs that provide community services to prevent or treat child abuse and neglect. Funded agencies must aim to support child abuse prevention councils (CAPCs). Ninety five (95) percent of funds must be allocated to program services (See Appendix 2 “List of Allowable Services and Activities by Funding Program” for examples of CCTF allowable services). Five (5) percent of funds can be used for administrative costs. Specific examples of allowable services that can be used to address mentioned needs and barriers follow.

- Child abuse prevention coordinating Council (CAPC)
- Behavior health, mental health services
- Domestic violence
- Family Resource Center or other multi-service center
- Information & referral services
- Network development
- Peer support
- Public awareness/public education
- Substance abuse services

Information for program overview: Obtained and adapted from the California Department of Social Services CAPIT, PSSF, CBCAP, and CCTF fact sheets. For more details please visit:

CAPIT- http://www.cdss.ca.gov/ocap/res/pdf/CAPIT_FactSheet.pdf

PSSF- http://www.cdss.ca.gov/ocap/res/pdf/PSSF_FactSheet.pdf

CBCAP- http://www.cdss.ca.gov/ocap/res/pdf/CBCAP_FactSheet.pdf

CCTF- http://www.cdss.ca.gov/ocap/res/pdf/CCTF_FactSheet.pdf

RECOMMENDATIONS

Findings from the CNA have provided insight to what Riverside County community and service providers have identified as community service needs. Findings also reveal several barriers to services in relation to child abuse and neglect prevention, intervention, and treatment. As a result, Riverside County DPSS-CSD has been able to identify overlapping needs and barriers which can be used to guide funding priorities for the use of CAPIT, PSSF, CBCAP, and CCTF funds. The identified overlapping needs and barriers are as follows:

- **Identified Overlapping Needs to be Addressed:**
 - Substance abuse of parent/caregiver
 - Substance abuse of child/youth
 - Domestic violence
 - Parent/caregiver or child/youth mental illness
- **Identified Overlapping Barriers to be Addressed:**
 - Lack of awareness
 - Embarrassment
 - Lack of support
 - Location of services

It is recommended that DPSS-CSD allocate CAPIT, CBCAP, PSSF, and CCTF funds to support services that address these identified overlapping needs and barriers. Services funded through these funding sources should implement evidence-based or evidence informed practices that are culturally sensitive and in the appropriate language necessary for DPSS-CSD clients.

Table 5. Current (FY2016/2017) Funding Allocation

Funding Source	Program Type	Amount of Allocated Funds
CAPIT	*Core Services	\$561,421
CAPIT	Family Preservation Court	\$4,812
PSSF	*Core Services	\$576,006
PSSF	Family Preservation Court	\$365,188
PSSF	Safe Care	\$358,427
PSSF	Post Adoption Services	\$350,000
CBCAP	Safe Care	\$83,533
CCTF	Child Abuse Prevention Council	\$568,023
CCTF	Safe Care	\$193,452
CCTF	*Core Services	\$21,172
TOTAL	TOTAL	\$3,082,034

**Core Services program includes services: anger management, individual/family/group counseling, domestic violence groups for batterers, in-home parenting, parenting education, and substance abuse.*

Table 6. Proposed (FY2018/2019) Funding Allocation

Funding Source	Program Type	Amount of Allocated Funds
CAPIT	Substance abuse for Parents/Caregivers and Children/Youth	\$169,000
CAPIT	Individual/Family Counseling Anger Management	\$336,000
CAPIT	Parenting Classes	\$66,233
PSSF	Parenting Classes	\$33,767
PSSF	Family Preservation Court	\$425,000
PSSF	In-Home Parenting (Safe Care)	\$625,000
PSSF	Post Adoption Services	\$50,000
PSSF	Domestic Violence for perpetrators and Victims*	\$200,000
CCTF	Child Abuse Prevention Council	\$570,000
Total	Total	\$2,475,000**

*RFP already issued

**A balance of \$607,034 remains. Based on historic expenditures of funds allocated for services identified as most needed by the community needs assessment, at this time it is recommended that the \$607,034 not be utilized through the RFP process. Instead, three potential uses for these funds will be explored:

- 1) Utilization of the funds to support existing services consistent with the community needs assessment criteria
- 2) Implementation of new CSD services consistent with the needs assessment criteria
- 3) Increases to the funding amounts recommended for the RFP based on changes in the environment – particularly reductions in the availability of Medi-Cal funding for services addressed through the RFPs

The Needs Assessment identified the lack of awareness and location of services as significant barriers to utilization. In order to increase the utilization of needed services, it is recommended that the RFP/Qs require respondents to address how they will make potential clients aware of the availability of services, and how they will ensure accessibility of the services.

Appendix 1:

Zip Codes by Service Zone

Service Zone 1		Service Zone 2	Service Zone 3
91752	92585	92220	92201
92501	*92599	92223	*92202
*92502	92860	92230	92203
92503	*92877	92320	92210
92504	*92878	92530	92211
92505	92879	*92531	92225
92506	92880	92532	*92226
92507	92881	92536	92234
92508	92882	92539	*92235
92509	92883	92543	92236
*92513		92544	92239
*92514		92545	92240
*92515		*92546	92241
*92516		92549	*92247
*92517		92561	*92248
92518		92562	92253
*92519		92563	92254
*92521		*92564	*92255
*92522		*92581	92258
92548		92582	92260
92551		92583	*92261
*92552		92584	92262
92553		92586	*92263
*92554		92587	92264
92555		*92589	92270
*92556		92590	92274
92557		92591	92276
92567		92592	92282
92570		*92593	*92292
92571		92595	
*92572		92596	

*2015 census data is not available

Appendix 2

List of Allowable Services and Activities by Funding Program

Allowable Services and Activities	CAPIT	PSSF				CBCAP	CCTF
		Family Preservation	Community-Based Family Support	Time-Limited Reunification	Adoption Promotion and Support		
Basic needs, concrete supports.	✓	✓	✓		✓	✓	✓
Behavior health, mental health services.	✓	✓	✓	✓	✓	✓	✓
Case management.	✓	✓	✓		✓	✓	✓
Child care / Day care.	✓	✓	✓	✓	✓	✓	✓
Differential Response.	✓	✓	✓			✓	✓
Disability services.	✓					✓	✓
Domestic violence services.	✓	✓	✓	✓		✓	✓
Early childhood services.	✓	✓	✓			✓	✓
Family Resource Center or other multi-services center.	✓	✓	✓		✓	✓	✓
Financial literacy education.	✓	✓	✓		✓	✓	✓
Health services.	✓	✓	✓		✓	✓	✓
Home visiting (0-5).	✓	✓	✓			✓	✓
Housing services.	✓	✓	✓			✓	✓
Parenting education.	✓	✓	✓		✓	✓	✓
Parenting/sibling visitation.	✓		✓	✓		✓	✓
Peer support.	✓	✓	✓	✓	✓	✓	✓
Respite care/Crisis nursery.	✓	✓	✓	✓	✓	✓	✓
Substance abuse services.	✓	✓	✓	✓		✓	✓
Team Decision Making.	✓	✓	✓		✓		
Transportation.	✓	✓		✓	✓	✓	✓
Youth programs.	✓				✓	✓	✓

Appendix 2 (Continued)

List of Allowable Services and Activities by Funding Program

Allowable Services and Activities	CAPIT	PSSF				CBCAP	CCTF
		Family Preservation	Community-Based Family Support	Time-Limited Reunification	Adoption Promotion and Support		
Advocacy.						✓	✓
Information and referral.						✓	✓
Network Development.						✓	✓
Parent leadership training.						✓	✓
Public Awareness/Public Education.						✓	✓
Adoptive parent recruitment.					✓		
Early childhood education.					✓		
Livescan Fees					✓		

Table Information: Obtained and adapted from the California Department of Social Services CAPIT, PSSF, and CBCAP fact sheets. For more detailed information please visit:

CAPIT- http://www.cdss.ca.gov/ocap/res/pdf/CAPIT_FactSheet.pdf

PSSF- http://www.cdss.ca.gov/ocap/res/pdf/PSSF_FactSheet.pdf

CBCAP- http://www.cdss.ca.gov/ocap/res/pdf/CBCAP_FactSheet.pdf

CCTF- http://www.cdss.ca.gov/ocap/res/pdf/CCTF_FactSheet.pdf