

SUBMITTAL TO THE BOARD OF SUPERVISORS  
COUNTY OF RIVERSIDE, STATE OF CALIFORNIA



ITEM  
3.8  
(ID # 3766)

MEETING DATE:

Tuesday, June 13, 2017

FROM : ENVIRONMENTAL HEALTH:

SUBJECT: ENVIRONMENTAL HEALTH: Scheduling a Public Hearing for the Annual Rate Adjustment for Waste Collection within Riverside County Waste Franchise Areas [\$0]. (Clerk to Advertise)(Set for Hearing July 11, 2017)

RECOMMENDED MOTION: That the Board of Supervisors:

1. Schedule the public hearing to receive public comments on the Annual Adjustment to the Waste Collection Rates within the County Franchise Areas; and
2. Direct the Clerk of the Board to advertise said public hearing for July 11, 2017 at the hour of 9:00 a.m. or as soon as possible thereafter; and
3. At the conclusion of the public hearing, adopt Resolution No. 2017-061 adjusting the rates by the Consumer Price Index (CPI), adding new rates for organic material recycling, and approving the language correction for the Franchise Agreements in Areas 7, 8 and 9.

**ACTION: Policy, Clerk to Advertise, Set for Hearing**


  
Steve Van Stockum, Director Environmental Health 5/22/2017

---

MINUTES OF THE BOARD OF SUPERVISORS

On motion of Supervisor Perez, seconded by Supervisor Tavaglione and duly carried by unanimous vote, IT WAS ORDERED that the above matter is approved as recommended, and is set for public hearing Tuesday, July 11, 2017, at 9:00 a.m. or as soon as possible thereafter.

Ayes: Jeffries, Tavaglione, Washington, Perez and Ashley  
Nays: None  
Absent: None  
Date: June 13, 2017  
xc: EDA, COB

Kecia Harper-Ihem  
Clerk of the Board  
By:   
Deputy

**SUBMITTAL TO THE BOARD OF SUPERVISORS COUNTY OF RIVERSIDE,  
STATE OF CALIFORNIA**

<b>FINANCIAL DATA</b>	<b>Current Fiscal Year:</b>	<b>Next Fiscal Year:</b>	<b>Total Cost:</b>	<b>Ongoing Cost</b>
<b>COST</b>	\$ 0	\$ 0	\$ 0	\$ 0
<b>NET COUNTY COST</b>	\$ 0	\$ 0	\$ 0	\$ 0
<b>SOURCE OF FUNDS:</b>			<b>Budget Adjustment:</b>	No
			<b>For Fiscal Year:</b>	17/18

**C.E.O. RECOMMENDATION:** APPROVE

**BACKGROUND:**

**Summary**

Waste Collection Franchise Agreements covering most unincorporated portions of Riverside County were phased in between 1997 and 1998. Within each of the existing eleven Franchise Agreements is a provision for an annual adjustment of the rates effective each July. The franchise areas (Areas) are spread throughout the entire county unincorporated area and are present within each Supervisor's District.

This adjustment allows a pass through for any changes to landfill costs including the Alternative Daily Cover surcharge or transfer station fees, plus an increase based on Consumer Price Index (CPI) for the balance of the rate. There will also be the continued adjustment of fees charged in Desert Center due to the reduction of the County subsidy. Costs are adjusted by the CPI for the Los Angeles/Anaheim/Orange County, CA, as published by the United States Department of Labor, Bureau of Labor Statistics. The proposed rates were adjusted as delineated in the franchise agreement using a CPI of 2% for the twelve (12) month period January 2016 through December 2016.

The detailed rate calculation worksheets factoring in the CPI increase have been reviewed by the Riverside County Auditor Controller's Office for accuracy and is maintained by the Department of Environmental Health.

**New Commercial Organic Recycling Fees**

Assembly Bill 1826 passed in 2015 created a requirement for jurisdictions to provide organic recycling services to commercial accounts as part of a goal to reduce the amount of organic material going into landfills and to decrease the amount of methane gas being released at each landfill. Organic waste includes green waste, landscape and pruning waste and includes food waste of all types.

The 11 County Franchise agreements are covered by 4 waste hauling companies who will provide this service in the unincorporated areas. These programs are offered as an optional service to commercial customers that do not have their own organic recycling program. The organic recycling goals will be accomplished primarily by diverting the organic material from the landfill to composting sites or to a new state-of-the-art Anaerobic Digestion Facility operated by

**SUBMITTAL TO THE BOARD OF SUPERVISORS COUNTY OF RIVERSIDE,  
STATE OF CALIFORNIA**

CR&R in Perris. The ACO is unable to verify the reasonableness of the proposed rates regarding organic recycling due to the fact that much of the data that would be used to calculate the rate is proprietary to CR&R and was not provided to either Environmental Health or the ACO. The new organic rates presented have been reviewed by Department of Environmental Health staff and have been determined to be similar in cost to those same services already approved in adjacent incorporated areas of the County.

**Impact on Residents and Businesses**

CPI Changes - The current typical residential accounts pay between \$18.28 and \$33.57 per month. The approval of the proposed 2% increase would result in an increase of between \$0.37 and \$0.67 per month. The typical commercial customer pays between \$71.90 and \$1,816.87 per month depending on the level of service and frequency requested. The proposed 2% increase would result in an increase of between \$1.44 and \$36.34 per month for commercial accounts.


Organic Recycling - The commercial service will be provided through a wide range of bin sizes. The services rates range from \$34.96 to \$1,187.56 a month.

The approval of this change will result in no cost to the County; implementation expenses are borne by the franchisee.


**Franchise Agreements – CPI Language Correction**

3 Franchise Agreements, Areas 7, 8 and 9 managed by CR&R, require a minor edit to the existing language in Exhibit F to make them consistent with the terms used in the remaining 8 agreements. The change effects only one sentence in the exhibit and is as follows:

“Said adjustment shall be no greater than the change in the Consumer Price Index for All Urban Consumers (CPI-U) for the Los Angeles/Anaheim/Riverside Metropolitan Area, ~~1986 Base~~ (1982 - 84 = 100), as published by the United States Department of Labor, Bureau of Labor Statistics.”

  
Steve C. Horn

6/6/2017

  
Gregory V. Priamos, Director County Counsel

5/25/2017

2 **RESOLUTION NO. 2017-061**

3 **A RESOLUTION OF THE COUNTY OF RIVERSIDE ESTABLISHING WASTE HAULER FEES**

4 **FOR ALL FRANCHISE AREAS**

5 WHEREAS, California Government Code section 25827 authorizes the Board of Supervisors to  
6 prescribe terms and conditions for the collection of solid waste in the unincorporated areas of Riverside County;  
7 and

8 WHEREAS, California Public Resources Code section 40059 authorizes the County of Riverside to  
9 determine all aspects of solid waste handling which are of local concern, including whether the services are to  
10 be provided by nonexclusive franchise, and the charges and fees for such service; and

11 WHEREAS, Riverside County Ordinance 745 has established that a solid waste hauler, duly permitted  
12 or franchised by the County of Riverside pursuant to the provisions of Riverside County Ordinance No. 657,  
13 shall be entitled to payment for services rendered in the amounts as specified in a Resolution adopted by the  
14 Board of Supervisors; and

15 WHEREAS, the Board of Supervisors recognizes the benefits of entering into Waste Hauler Franchise  
16 Agreements for the efficiency of solid waste management; and

17 WHEREAS, the County of Riverside has entered into Waste Hauler Franchise Agreements with 4 waste  
18 haulers to cover Franchise Areas 1 through 13; and

19 WHEREAS, each Waste Collection Franchise Agreement covering Franchise Areas 1 through 13,  
20 contains a provision for an annual adjustment of the rates customers are charged based on the consumer price  
21 index ("CPI");

22 WHEREAS, the Board of Supervisors acknowledges the need for the CPI increase of the hauler fees to  
23 meet the needs of cost of living increase, and added costs of providing these services;

24 BE IT RESOLVED AND ORDERED that the Board of Supervisors of the County of Riverside, State  
25 of California, in regular session assembled on \_\_\_\_\_, finds that the waste hauler fees in Franchise  
26 Areas 1-13 shall receive an increase, based on the CPI of 2% to the service component of their fees for fiscal  
27 year 2017-2018, Authorize the Department to revise the Exhibit F in Franchise Areas 7, 8 and 9 to be consistent

1 with all other franchise Agreements, incorporate the new Organic Recycling Rates;

**Franchise Area 1**

**Rate Adjustment Schedule for FY 2017-18**

<b>Tip Fee Increase</b>	1.97%
<b>Fuel Surcharge</b>	0.0%
<b>CPI</b>	2.0%

**Area 1A**

	Current Total	Current Service	Adjustment to Service	Current Landfill	Adjustment to Landfill	Adjusted Total	
<b>Residential Services</b>							
<i>Comprehensive Collection</i>							
Regular	\$21.70	\$16.73	\$0.33	\$ 4.97	\$ 0.10	<b>\$22.13</b>	
Senior	\$19.57	\$14.60	\$0.29	\$ 4.97	\$ 0.10	<b>\$19.96</b>	
Hard to Service	\$38.27	\$33.30	\$0.67	\$ 4.97	\$ 0.10	<b>\$39.03</b>	
Extra Container	\$6.80	\$4.07	\$0.08	\$ 2.73	\$ 0.05	<b>\$6.94</b>	
Green Waste	\$4.15	\$3.20	\$0.06	\$ 0.95	\$ 0.02	<b>\$4.23</b>	
<i>Residential Bins</i>							
bin size (cu. yd.)	frequency						
<b>2</b>	1	\$85.19	\$65.05	\$1.30	\$ 20.14	\$ 0.40	<b>\$86.89</b>
	2	\$170.26	\$129.97	\$2.60	\$ 40.29	\$ 0.79	<b>\$173.65</b>
<b>3</b>	1	\$115.17	\$84.95	\$1.70	\$ 30.22	\$ 0.60	<b>\$117.46</b>
	2	\$230.32	\$169.89	\$3.40	\$ 60.43	\$ 1.19	<b>\$234.91</b>

Franchise Area 1

Rate Adjustment Schedule for FY 2017-18

CPI 2.0%

**Area 1A**

	Current Total	Current Service	Adjustment to Service	Current Landfill	Adjustment to Landfill	Adjusted Total
<b>Other Residential Services</b>						
<b>Residential Extra Bag</b>	\$4.11	\$4.11	\$0.08			<b>\$4.19</b>
Back Yard/Side Yard Collection	\$17.66	\$17.66	\$0.35			<b>\$18.01</b> per month
Extra Recycling Cart	\$2.87	\$2.87	\$0.06			<b>\$2.93</b> per month
Extra Green Waste Cart	\$5.71	\$4.77	\$0.10	\$ 0.94	\$ 0.02	<b>\$5.82</b> per month
Exchanges (in excess of 1 per year)	\$17.66	\$17.66	\$0.35			<b>\$18.01</b>
Redelivery Fee for Roll Cart	\$22.06	\$22.06	\$0.44			<b>\$22.50</b>
Reinstatement Fee	\$22.06	\$22.06	\$0.44			<b>\$22.50</b>
Scout Service					1.5 times residential rate	
Rural Rate	\$25.68	\$25.68	\$0.51			<b>\$26.19</b>
<b>Residential clean-up (\$50.00 minimum per below)</b>						
Labor	\$51.44	\$51.44	\$1.03			<b>\$52.47</b> per man /per hour
Forklift	\$73.51	\$73.51	\$1.47			<b>\$74.98</b> per hour
Chainsaw	\$36.75	\$36.75	\$0.74			<b>\$37.49</b> per hour
Bulky Item Collection	\$22.06	\$22.06	\$0.44			<b>\$22.50</b>
CFC Removal Fee	\$29.40	\$29.40	\$0.59			<b>\$29.99</b>
Electronic Waste	\$33.47	\$33.47	\$0.67			<b>\$34.14</b>
Residential Account Set-Up	\$15.24	\$15.24	\$0.30			<b>\$15.54</b>

**Franchise Area 1**

**Rate Adjustment Schedule for FY 2017-18**

CPI 2.0%

**Area 1A**

Current Total    Current Service    Adjustment to Service    Current Landfill    Adjustment to Landfill    Adjusted Total

(Both Comprehensive and Non-comprehensive)

C  
o  
m  
m  
e  
r  
c  
i  
a  
l  
  
B  
i  
n  
s

bin size (cu. yd.)	frequency	Current Total	Current Service	Adjustment to Service	Current Landfill	Adjustment to Landfill	Adjusted Total
<b>2</b>	1	\$91.61	\$72.95	\$1.46	\$ 18.66	\$ 0.37	<b>\$93.44</b>
	2	\$183.20	\$145.88	\$2.92	\$ 37.32	\$ 0.74	<b>\$186.85</b>
	3	\$274.78	\$218.80	\$4.38	\$ 55.98	\$ 1.10	<b>\$280.26</b>
	4	\$366.41	\$291.77	\$5.84	\$ 74.64	\$ 1.47	<b>\$373.72</b>
	5	\$458.02	\$364.72	\$7.29	\$ 93.30	\$ 1.84	<b>\$467.15</b>
	6	\$549.61	\$437.65	\$8.75	\$ 111.96	\$ 2.21	<b>\$560.57</b>
<b>3</b>	1	\$126.52	\$98.53	\$1.97	\$ 27.99	\$ 0.55	<b>\$129.04</b>
	2	\$245.41	\$189.43	\$3.79	\$ 55.98	\$ 1.10	<b>\$250.30</b>
	3	\$368.08	\$284.11	\$5.68	\$ 83.97	\$ 1.65	<b>\$375.42</b>
	4	\$490.78	\$378.82	\$7.58	\$ 111.96	\$ 2.21	<b>\$500.56</b>
	5	\$613.47	\$473.52	\$9.47	\$ 139.95	\$ 2.76	<b>\$625.70</b>
	6	\$736.18	\$568.23	\$11.36	\$ 167.95	\$ 3.31	<b>\$750.85</b>
<b>4</b>	1	\$172.89	\$135.57	\$2.71	\$ 37.32	\$ 0.74	<b>\$176.34</b>
	2	\$345.80	\$271.16	\$5.42	\$ 74.64	\$ 1.47	<b>\$352.69</b>
	3	\$518.68	\$406.72	\$8.13	\$ 111.96	\$ 2.21	<b>\$529.02</b>
	4	\$691.56	\$542.27	\$10.85	\$ 149.29	\$ 2.94	<b>\$705.35</b>
	5	\$864.47	\$677.86	\$13.56	\$ 186.61	\$ 3.68	<b>\$881.70</b>
	6	\$1,037.37	\$813.44	\$16.27	\$ 223.93	\$ 4.41	<b>\$1,058.05</b>
<b>6</b>	1	\$239.97	\$193.32	\$3.87	\$ 46.65	\$ 0.92	<b>\$244.76</b>
	2	\$479.98	\$386.68	\$7.73	\$ 93.30	\$ 1.84	<b>\$489.55</b>
	3	\$719.95	\$580.00	\$11.60	\$ 139.95	\$ 2.76	<b>\$734.31</b>
	4	\$959.93	\$773.32	\$15.47	\$ 186.61	\$ 3.68	<b>\$979.07</b>
	5	\$1,199.91	\$966.66	\$19.33	\$ 233.25	\$ 4.60	<b>\$1,223.84</b>
	6	\$1,439.89	\$1,159.98	\$23.20	\$ 279.91	\$ 5.51	<b>\$1,468.60</b>



Franchise Area 1

Rate Adjustment Schedule for FY 2017-18

CPI 2.0%

**Area 1A**

	Current Total	Current Service	Adjustment to Service	Current Landfill	Adjustment to Landfill	Adjusted Total
<b>Other Services</b>						
<b>Manure Bin rate</b>						
bin size (cu. yd.)		frequency				
2	\$139.61	1	\$120.33	\$2.41	\$ 19.28 \$ 0.38	<b>\$142.40</b>
3	\$181.35	1	\$152.44	\$3.05	\$ 28.91 \$ 0.57	<b>\$184.97</b>
<b>Roll-offs.</b>						
10 to 40 cubic yard	\$275.30		\$275.30	\$5.51	At Cost	<b>\$280.81</b> per pull plus disposal
Roll off compactor:	\$347.37		\$347.37	\$6.95		<b>\$354.32</b> per pull plus disposal
Minimum Pull Charge	\$251.30		\$251.30	\$5.03		<b>\$256.33</b>
Commercial Bin Push Charges						
Dismount Distance (in feet)						
0 to 25'	No Charge					<b>No Charge</b> Per collection per week
26 to 50	\$10.75		\$10.75	\$0.22		<b>\$10.97</b>
51 to 75	\$13.83		\$13.83	\$0.28		<b>\$14.11</b>
76 to 100	\$15.38		\$15.38	\$0.31		<b>\$15.69</b>
Additional Roll off fees						
Delivery	\$89.49		\$89.49	\$1.79		<b>\$91.28</b>
Extra Trip	\$89.49		\$89.49	\$1.79		<b>\$91.28</b>
Relocation	\$89.49		\$89.49	\$1.79		<b>\$91.28</b>
Commercial and Industrial Bulky Item						
first item	\$37.91		\$37.91	\$0.76		<b>\$38.67</b>
second and third item	\$22.74		\$22.74	\$0.45		<b>\$23.19</b>

Franchise Area 1

Rate Adjustment Schedule for FY 2017-18

CPI 2.0%

**Area 1A**

	Current Total	Current Service	Adjustment to Service	Current Landfill	Adjustment to Landfill	Adjusted Total
Unscheduled Extra Bin Dumps						
While on Site	\$52.03	\$44.80	\$0.90	\$ 7.23	\$ 0.14	<b>\$53.07</b>
Separate Trip	\$75.05	\$67.82	\$1.36	\$ 7.23	\$ 0.14	<b>\$76.55</b>
Unscheduled Compactor Dumps	\$89.51	\$67.82	\$1.36	\$ 21.69	\$ 0.43	<b>\$91.29</b>
Commercial Can	\$45.02	\$43.24	\$0.86	\$ 1.78	\$ 0.04	<b>\$45.92</b> per month
Temporary bin service						
Up to Three (3) days:	\$112.08	\$104.85	\$2.10	\$ 7.23	\$ 0.14	<b>\$114.32</b> Total 1 empty
Up to Thirty (30) days:	\$296.68	\$267.76	\$5.36	\$ 28.92	\$ 0.57	<b>\$302.60</b> Total 4 empties
Additional Scout Service	\$75.85	\$75.85	\$1.52			<b>\$77.37</b>
Bin Exchange	\$47.61	\$47.61	\$0.95			<b>\$48.56</b>
Lost or Stolen Bin	\$758.39	\$758.39	\$15.17			<b>\$773.56</b>
Lost or Stolen Cart	\$121.37	\$121.37	\$2.43			<b>\$123.80</b>
Burned Bin	\$424.70	\$424.70	\$8.49			<b>\$433.19</b>
Bin or Cart Repair actual cost						<b>actual cost</b>
Locking Lids	\$18.21	\$18.21	\$0.36			<b>\$18.57</b> per month
Replacement Lock	\$37.91	\$37.91	\$0.76			<b>\$38.67</b>
Replacement Key	\$7.58	\$7.58	\$0.15			<b>\$7.73</b>
Haul or Call Fee	\$27.40	\$27.40	\$0.55			<b>\$27.95</b>
Tire Haul Charge	\$383.42	\$383.42	\$7.67			<b>\$391.09</b>
Wine Country Recycle Cart for Bin users						
Restart fee						
( Administrative Only, Bin on Site)	\$22.74	\$22.74	\$0.45			<b>\$23.19</b>
(Administrative Plus Bin Delivery)	\$113.75	\$113.75	\$2.28			<b>\$116.03</b>
Over Loaded Bin	\$51.36	\$51.36	\$1.03			<b>\$52.39</b> per bin
Commerical Account Set-Up	\$31.78	\$31.78	\$0.64			<b>\$32.42</b>
Tax Roll Administrative Charge	\$31.75	\$31.75	\$0.64			<b>\$32.39</b>
Recycle Contamination Charge	\$75.04	\$75.04	\$1.50			<b>\$76.54</b>
Mixed C & D Charge	\$317.44	\$317.44	\$6.35			<b>\$323.79</b> plus disposal
Commercial Bin Delivery/Removal	\$25.68	\$25.68	\$0.51			<b>\$26.19</b>
Commerical Recycle Bin Extra Pick Up	\$30.81	\$30.81	\$0.62			<b>\$31.43</b>

**Franchise Area 1**

**Rate Adjustment Schedule for FY 2017-18**

<b>Tip Fee Increase</b>	1.97%
<b>Fuel Surcharge</b>	0.0%
<b>CPI</b>	2.0%

**Area 1B**

	Current Total	Current Service	Adjustment to Service	Current Landfill	Adjustment to Landfill	Adjusted Total
<b>Residential Services</b>						
<i>Comprehensive Collection</i>						
Regular	\$22.65	\$17.68	\$0.35	\$4.97	\$0.10	<b>\$23.10</b>
Senior	\$20.60	\$15.63	\$0.31	\$4.97	\$0.10	<b>\$21.01</b>
Hard to Service	\$38.55	\$33.58	\$0.67	\$4.97	\$0.10	<b>\$39.32</b>
Extra Container	\$6.59	\$4.07	\$0.08	\$2.52	\$0.00	<b>\$6.67</b>
Green Waste	\$2.46	\$1.59	\$0.03	\$0.87	\$0.00	<b>\$2.49</b>

<i>Residential Bins</i>	<b><u>Not applicable - at commercial bin rates</u></b>	
bin size (cu. yd.)	frequency	
<b>2</b>	1	
	2	
<b>3</b>	1	
	2	

Franchise Area 1

Rate Adjustment Schedule for FY 2017-18

CPI 2.0%

**Area 1B**

	Current Total	Current Service	Adjustment to Service	Current Landfill	Adjustment to Landfill	Adjusted Total
<b>Other Residential Services</b>						
Residential Extra Bag	\$4.11	\$4.11	\$0.08			<b>\$4.19</b>
Back Yard/Side Yard Collection	\$17.66	\$17.66	\$0.35			<b>\$18.01</b> per month
Extra Recycling Cart	\$2.87	\$2.87	\$0.06			<b>\$2.93</b> per month
Extra Green Waste Cart	\$5.73	\$5.73	\$0.11			<b>\$5.84</b> per month
Exchanges (in excess of 1 per year)	\$17.66	\$17.66	\$0.35			<b>\$18.01</b>
Redelivery Fee for Roll Cart	\$22.06	\$22.06	\$0.44			<b>\$22.50</b>
Reinstatement Fee	\$22.06	\$22.06	\$0.44			<b>\$22.50</b>
Scout Service					1.5 times residential rate	
Rural Rate	\$25.68	\$25.68	\$0.51			<b>\$26.19</b>
<b>Residential clean-up (\$50.00 minimum per below)</b>						
Labor	\$51.44	\$51.44	\$1.03			<b>\$52.47</b> per man /per hour
Forklift	\$73.51	\$73.51	\$1.47			<b>\$74.98</b> per hour
Chainsaw	\$36.75	\$36.75	\$0.74			<b>\$37.49</b> per hour
Bulky Item Collection	\$22.06	\$22.06	\$0.44			<b>\$22.50</b>
CFC Removal Fee	\$29.40	\$29.40	\$0.59			<b>\$29.99</b>
Electronic Waste	\$33.47	\$33.47	\$0.67			<b>\$34.14</b>
Residential Account Set-Up	\$15.24	\$15.24	\$0.30			<b>\$15.54</b>

**Franchise Area 1**

**Rate Adjustment Schedule for FY 2017-18**

CPI 2.0%

**Area 1B**

Current Total      Current Service      Adjustment to Service      Current Landfill      Adjustment to Landfill      Adjusted Total

(Both Comprehensive and Non-comprehensive)

**C  
o  
m  
m  
e  
r  
c  
i  
a  
l  
  
B  
i  
n  
s**

bin size (cu. yd.)	frequency	Current Total	Current Service	Adjustment to Service	Current Landfill	Adjustment to Landfill	Adjusted Total
<b>2</b>	1	\$106.68	\$88.02	\$1.76	\$18.66	\$0.37	<b>\$108.81</b>
	2	\$213.39	\$176.07	\$3.52	\$37.32	\$0.74	<b>\$217.65</b>
	3	\$320.04	\$264.06	\$5.28	\$55.98	\$1.10	<b>\$326.42</b>
	4	\$426.73	\$352.09	\$7.04	\$74.64	\$1.47	<b>\$435.24</b>
	5	\$533.42	\$440.12	\$8.80	\$93.30	\$1.84	<b>\$544.06</b>
	6	\$640.11	\$528.15	\$10.56	\$111.96	\$2.21	<b>\$652.88</b>
<b>3</b>	1	\$132.76	\$104.77	\$2.10	\$27.99	\$0.55	<b>\$135.41</b>
	2	\$265.54	\$209.56	\$4.19	\$55.98	\$1.10	<b>\$270.83</b>
	3	\$398.30	\$314.33	\$6.29	\$83.97	\$1.65	<b>\$406.24</b>
	4	\$531.07	\$419.11	\$8.38	\$111.96	\$2.21	<b>\$541.66</b>
	5	\$663.84	\$523.89	\$10.48	\$139.95	\$2.76	<b>\$677.07</b>
	6	\$796.62	\$628.67	\$12.57	\$167.95	\$3.31	<b>\$812.50</b>
<b>4</b>	1	\$175.88	\$138.56	\$2.77	\$37.32	\$0.74	<b>\$179.39</b>
	2	\$341.05	\$266.41	\$5.33	\$74.64	\$1.47	<b>\$347.85</b>
	3	\$511.59	\$399.63	\$7.99	\$111.96	\$2.21	<b>\$521.79</b>
	4	\$682.13	\$532.84	\$10.66	\$149.29	\$2.94	<b>\$695.73</b>
	5	\$852.64	\$666.03	\$13.32	\$186.61	\$3.68	<b>\$869.64</b>
	6	\$1,023.17	\$799.24	\$15.98	\$223.93	\$4.41	<b>\$1,043.57</b>
<b>6</b>	1	\$244.02	\$197.37	\$3.95	\$46.65	\$0.92	<b>\$248.89</b>
	2	\$459.67	\$366.37	\$7.33	\$93.30	\$1.84	<b>\$468.84</b>
	3	\$689.49	\$549.54	\$10.99	\$139.95	\$2.76	<b>\$703.24</b>
	4	\$919.32	\$732.71	\$14.65	\$186.61	\$3.68	<b>\$937.65</b>
	5	\$1,149.14	\$915.89	\$18.32	\$233.25	\$4.60	<b>\$1,172.05</b>
	6	\$1,378.99	\$1,099.08	\$21.98	\$279.91	\$5.51	<b>\$1,406.49</b>

Franchise Area 1

Rate Adjustment Schedule for FY 2017-18

CPI 2.0%

Area 1B

	Current Total	Current Service	Adjustment to Service	Current Landfill	Adjustment to Landfill	Adjusted Total	
<b>Other Services</b>							
<b>Manure Bin rate</b>							
bin size (cu. yd.)	frequency						
2	1	\$139.61	\$120.33	\$2.41	\$19.28	\$0.38	<b>\$142.40</b>
3	1	\$181.35	\$152.44	\$3.05	\$28.91	\$0.57	<b>\$184.97</b>
<b>Roll-offs.</b>							
10 to 40 cubic yard		\$243.00	\$243.00	\$4.86	At Cost		<b>\$247.86</b> per pull plus disposal
Roll off compactor:		\$347.36	\$347.36	\$6.95			<b>\$354.30</b> per pull plus disposal
Minimum Pull Charge		\$221.81	\$221.81	\$4.44			<b>\$226.25</b>
<b>Commercial Bin Push Charges</b>							
Dismount Distance (in feet)							
0 to 25'	No Charge						<b>No Charge</b> Per collection per week
26 to 50		\$10.75	\$10.75	\$0.22			<b>\$10.97</b>
51 to 75		\$13.83	\$13.83	\$0.28			<b>\$14.11</b>
76 to 100		\$15.38	\$15.38	\$0.31			<b>\$15.69</b>
		\$0.00					
<b>Additional Roll off fees</b>							
Delivery		\$89.49	\$89.49	\$1.79			<b>\$91.28</b>
Extra Trip		\$89.49	\$89.49	\$1.79			<b>\$91.28</b>
Relocation		\$89.49	\$89.49	\$1.79			<b>\$91.28</b>
<b>Commercial and Industrial Bulky Item</b>							
		\$0.00					
first item		\$37.91	\$37.91	\$0.76			<b>\$38.67</b>
second and third item		\$22.74	\$22.74	\$0.45			<b>\$23.19</b>

Franchise Area 1

Rate Adjustment Schedule for FY 2017-18

CPI 2.0%

**Area 1B**

	Current Total	Current Service	Adjustment to Service	Current Landfill	Adjustment to Landfill	Adjusted Total	
Unscheduled Extra Bin Dumps							
While on Site	\$52.03	\$44.80	\$0.90	\$ 7.23	\$ 0.14	<b>\$53.07</b>	
Separate Trip	\$75.05	\$67.82	\$1.36	\$ 7.23	\$ 0.14	<b>\$76.55</b>	
Unscheduled Compactor Dumps	\$87.36	\$65.67	\$1.31	\$ 21.69	\$ 0.43	<b>\$89.10</b>	
Commercial Can	\$45.02	\$43.24	\$0.86	\$ 1.78	\$ 0.04	<b>\$45.92</b>	per month
Temporary bin service							
Up to Three (3) days:	\$112.08	\$104.85	\$2.10	\$ 7.23	\$ 0.14	<b>\$114.32</b>	Total 1 empty
Up to Thirty (30) days:	\$296.68	\$267.76	\$5.36	\$ 28.92	\$ 0.57	<b>\$302.60</b>	Total 4 empties
Additional Scout Service	\$75.85	\$75.85	\$1.52			<b>\$77.37</b>	
Bin Exchange	\$47.61	\$47.61	\$0.95			<b>\$48.56</b>	
Lost or Stolen Bin	\$758.39	\$758.39	\$15.17			<b>\$773.56</b>	
Lost or Stolen Cart	\$121.37	\$121.37	\$2.43			<b>\$123.80</b>	
Burned Bin	\$424.70	\$424.70	\$8.49			<b>\$433.19</b>	
Bin or Cart Repair actual cost						<b>actual cost</b>	
Locking Lids	\$18.21	\$18.21	\$0.36			<b>\$18.57</b>	per month
Replacement Lock	\$37.91	\$37.91	\$0.76			<b>\$38.67</b>	
Replacement Key	\$7.58	\$7.58	\$0.15			<b>\$7.73</b>	
Haul or Call Fee	\$27.40	\$27.40	\$0.55			<b>\$27.95</b>	
Tire Haul Charge	\$383.42	\$383.42	\$7.67			<b>\$391.09</b>	
Wine Country Recycle Cart for Bin users							
Restart fee							
( Administrative Only, Bin on Site)	\$22.74	\$22.74	\$0.45			<b>\$23.19</b>	
(Administrative Plus Bin Delivery)	\$113.75	\$113.75	\$2.28			<b>\$116.03</b>	
Over Loaded Bin	\$51.36	\$51.36	\$1.03			<b>\$52.39</b>	per bin
Commerical Account Set-Up	\$31.78	\$31.78	\$0.64			<b>\$32.42</b>	
Tax Roll Administrative Charge	\$31.75	\$31.75	\$0.64			<b>\$32.39</b>	
Recycle Contamination Charge	\$75.04	\$75.04	\$1.50			<b>\$76.54</b>	
Mixed C & D Charge	\$317.44	\$317.44	\$6.35			<b>\$323.79</b>	plus disposal
Commercial Bin Delivery/Removal	\$25.68	\$25.68	\$0.51			<b>\$26.19</b>	
Commerical Recycle Bin Extra Pick Up	\$30.81	\$30.81	\$0.62			<b>\$31.43</b>	

**Franchise Area 1**

**Rate Adjustment Schedule for FY 2017-18**

<b>Tip Fee Increase</b>	1.97%
Fuel Surcharge	0.0%
CPI	2.0%

**Area 1C**

	Current Total	Current Service	Adjustment to Service	Current Landfill	Adjustment to Landfill	Adjusted Total
<b>Residential Services</b>						
<i>Comprehensive Collection</i>						
Regular	\$22.65	\$17.68	\$0.35	\$4.97	\$0.10	<b>\$23.10</b>
Senior	\$20.60	\$15.63	\$0.31	\$4.97	\$0.10	<b>\$21.01</b>
Hard to Service	\$38.55	\$33.58	\$0.67	\$4.97	\$0.10	<b>\$39.32</b>
Extra Container	\$6.80	\$4.07	\$0.08	\$2.73	\$0.05	<b>\$6.94</b>
Green Waste	\$2.83	\$1.88	\$0.04	\$0.95	\$0.02	<b>\$2.89</b>

<i>Residential Bins</i>		<b><u>Not applicable - at commercial bin rates</u></b>
bin size (cu. yd.)	frequency	
2	1	
	2	
3	1	
	2	



Franchise Area 1

Rate Adjustment Schedule for FY 2017-18

CPI 2.0%

**Area 1C**

	Current Total	Current Service	Adjustment to Service	Current Landfill	Adjustment to Landfill	Adjusted Total
<b>Other Residential Services</b>						
<b>Residential Extra Bag</b>	\$4.11	\$4.11	\$0.08			<b>\$4.19</b>
Back Yard/Side Yard Collection	\$17.66	\$17.66	\$0.35			<b>\$18.01</b> per month
Extra Recycling Cart	\$2.87	\$2.87	\$0.06			<b>\$2.93</b> per month
Extra Green Waste Cart	\$5.73	\$5.73	\$0.11			<b>\$5.84</b> per month
Exchanges (in excess of 1 per year)	\$17.66	\$17.66	\$0.35			<b>\$18.01</b>
Redelivery Fee for Roll Cart	\$22.06	\$22.06	\$0.44			<b>\$22.50</b>
Reinstatement Fee	\$22.06	\$22.06	\$0.44			<b>\$22.50</b>
Scout Service					1.5 times residential rate	
Rural Rate	\$25.68	\$25.68	\$0.51			<b>\$26.19</b>
<b>Residential clean-up (\$50.00 minimum per below)</b>						
Labor	\$51.44	\$51.44	\$1.03			<b>\$52.47</b> per man /per hour
Forklift	\$73.51	\$73.51	\$1.47			<b>\$74.98</b> per hour
Chainsaw	\$36.75	\$36.75	\$0.74			<b>\$37.49</b> per hour
Bulky Item Collection	\$22.06	\$22.06	\$0.44			<b>\$22.50</b>
CFC Removal Fee	\$29.40	\$29.40	\$0.59			<b>\$29.99</b>
Electronic Waste	\$33.47	\$33.47	\$0.67			<b>\$34.14</b>
Residential Account Set-Up	\$15.24	\$15.24	\$0.30			<b>\$15.54</b>

Franchise Area 1

Rate Adjustment Schedule for FY 2017-18

CPI 2.0%

Area 1C

Current Total    Current Service    Adjustment to Service    Current Landfill    Adjustment to Landfill    Adjusted Total

(Both Comprehensive and Non-comprehensive)

C  
o  
m  
m  
e  
r  
c  
i  
a  
l  
  
B  
i  
n  
s

bin size (cu. yd.)	frequency	Current Total	Current Service	Adjustment to Service	Current Landfill	Adjustment to Landfill	Adjusted Total
2	1	\$95.60	\$76.94	\$1.54	\$18.66	\$0.37	\$97.51
	2	\$191.19	\$153.87	\$3.08	\$37.32	\$0.74	\$195.00
	3	\$286.79	\$230.81	\$4.62	\$55.98	\$1.10	\$292.51
	4	\$382.41	\$307.77	\$6.16	\$74.64	\$1.47	\$390.04
	5	\$478.01	\$384.71	\$7.69	\$93.30	\$1.84	\$487.54
	6	\$573.60	\$461.64	\$9.23	\$111.96	\$2.21	\$585.04
3	1	\$131.92	\$103.93	\$2.08	\$27.99	\$0.55	\$134.55
	2	\$263.82	\$207.84	\$4.16	\$55.98	\$1.10	\$269.08
	3	\$395.75	\$311.78	\$6.24	\$83.97	\$1.65	\$403.64
	4	\$527.66	\$415.70	\$8.31	\$111.96	\$2.21	\$538.18
	5	\$659.58	\$519.63	\$10.39	\$139.95	\$2.76	\$672.73
	6	\$791.49	\$623.54	\$12.47	\$167.95	\$3.31	\$807.27
4	1	\$175.88	\$138.56	\$2.77	\$37.32	\$0.74	\$179.39
	2	\$351.79	\$277.15	\$5.54	\$74.64	\$1.47	\$358.80
	3	\$527.66	\$415.70	\$8.31	\$111.96	\$2.21	\$538.18
	4	\$703.55	\$554.26	\$11.09	\$149.29	\$2.94	\$717.58
	5	\$879.42	\$692.81	\$13.86	\$186.61	\$3.68	\$896.95
	6	\$1,055.31	\$831.38	\$16.63	\$223.93	\$4.41	\$1,076.35
6	1	\$244.02	\$197.37	\$3.95	\$46.65	\$0.92	\$248.89
	2	\$488.05	\$394.75	\$7.89	\$93.30	\$1.84	\$497.78
	3	\$732.06	\$592.11	\$11.84	\$139.95	\$2.76	\$746.66
	4	\$976.07	\$789.46	\$15.79	\$186.61	\$3.68	\$995.54
	5	\$1,220.08	\$986.83	\$19.74	\$233.25	\$4.60	\$1,244.41
	6	\$1,464.08	\$1,184.17	\$23.68	\$279.91	\$5.51	\$1,493.28

Franchise Area 1

Rate Adjustment Schedule for FY 2017-18

CPI 2.0%

**Area 1C**

		Current Total	Current Service	Adjustment to Service	Current Landfill	Adjustment to Landfill	Adjusted Total
<b>Other Services</b>							
<b>Manure Bin rate</b>							
bin size (cu. yd.)	frequency						
2	1	\$139.61	\$120.35	\$2.41	\$19.26	\$ 0.38	<b>\$142.40</b>
3	1	\$181.35	\$152.47	\$3.05	\$28.88	\$ 0.57	<b>\$184.97</b>
<b>Roll-offs.</b>							
10 to 40 cubic yard		\$242.99	\$242.99	\$4.86	At Cost		<b>\$247.85</b> per pull plus disposal
Roll off compactor:		\$347.37	\$347.37	\$6.95			<b>\$354.32</b> per pull plus disposal
Minimum Pull Charge		\$221.81	\$221.81	\$4.44			<b>\$226.25</b>
<b>Commercial Bin Push Charges</b>							
Dismount Distance (in feet)							
0 to 25'	No Charge					<b>No Charge</b>	Per collection per week
26 to 50	\$10.75	\$10.75	\$0.22			<b>\$10.97</b>	
51 to 75	\$13.83	\$13.83	\$0.28			<b>\$14.11</b>	
76 to 100	\$15.38	\$15.38	\$0.31			<b>\$15.69</b>	
<b>Additional Roll off fees</b>							
Delivery		\$89.49	\$89.49	\$1.79			<b>\$91.28</b>
Extra Trip		\$89.49	\$89.49	\$1.79			<b>\$91.28</b>
Relocation		\$89.49	\$89.49	\$1.79			<b>\$91.28</b>
<b>Commercial and Industrial Bulky Item</b>							
first item		\$37.91	\$37.91	\$0.76			<b>\$38.67</b>
second and third item		\$22.74	\$22.74	\$0.45			<b>\$23.19</b>

Franchise Area 1

Rate Adjustment Schedule for FY 2017-18

CPI 2.0%

**Area 1C**

	Current Total	Current Service	Adjustment to Service	Current Landfill	Adjustment to Landfill	Adjusted Total	
Unscheduled Extra Bin Dumps							
While on Site	\$52.03	\$44.80	\$0.90	\$ 7.23	\$ 0.14	<b>\$53.07</b>	
Separate Trip	\$75.05	\$67.82	\$1.36	\$ 7.23	\$ 0.14	<b>\$76.55</b>	
Unscheduled Compactor Dumps	\$89.51	\$67.82	\$1.36	\$ 21.69	\$ 0.43	<b>\$91.29</b>	
Commercial Can	\$45.02	\$43.24	\$0.86	\$ 1.78	\$ 0.04	<b>\$45.92</b>	per month
Temporary bin service							
Up to Three (3) days:	\$112.08	\$104.85	\$2.10	\$ 7.23	\$ 0.14	<b>\$114.32</b>	Total 1 empty
Up to Thirty (30) days:	\$296.68	\$267.76	\$5.36	\$ 28.92	\$ 0.57	<b>\$302.60</b>	Total 4 empties
Additional Scout Service	\$75.85	\$75.85	\$1.52			<b>\$77.37</b>	
Bin Exchange	\$47.61	\$47.61	\$0.95			<b>\$48.56</b>	
Lost or Stolen Bin	\$758.39	\$758.39	\$15.17			<b>\$773.56</b>	
Lost or Stolen Cart	\$121.37	\$121.37	\$2.43			<b>\$123.80</b>	
Burned Bin	\$424.70	\$424.70	\$8.49			<b>\$433.19</b>	
Bin or Cart Repair actual cost						<b>actual cost</b>	
Locking Lids	\$18.21	\$18.21	\$0.36			<b>\$18.57</b>	per month
Replacement Lock	\$37.91	\$37.91	\$0.76			<b>\$38.67</b>	
Replacement Key	\$7.58	\$7.58	\$0.15			<b>\$7.73</b>	
Haul or Call Fee	\$27.40	\$27.40	\$0.55			<b>\$27.95</b>	
Tire Haul Charge	\$383.42	\$383.42	\$7.67			<b>\$391.09</b>	
Wine Country Recycle Cart for Bin users	\$9.86	\$9.86	\$0.20			<b>\$10.06</b>	per month
Restart fee							
( Administrative Only, Bin on Site)	\$22.74	\$22.74	\$0.45			<b>\$23.19</b>	
(Administrative Plus Bin Delivery)	\$113.75	\$113.75	\$2.28			<b>\$116.03</b>	
Over Loaded Bin	\$51.36	\$51.36	\$1.03			<b>\$52.39</b>	per bin
Commerical Account Set-Up	\$31.78	\$31.78	\$0.64			<b>\$32.42</b>	
Tax Roll Administrative Charge	\$31.75	\$31.75	\$0.64			<b>\$32.39</b>	
Recycle Contamination Charge	\$75.04	\$75.04	\$1.50			<b>\$76.54</b>	
Mixed C & D Charge	\$317.44	\$317.44	\$6.35			<b>\$323.79</b>	plus disposal
Commercial Bin Delivery/Removal	\$25.68	\$25.68	\$0.51			<b>\$26.19</b>	
Commerical Recycle Bin Extra Pick Up	\$30.81	\$30.81	\$0.62			<b>\$31.43</b>	

**Franchise Area 3**

**Rate Adjustment Schedule for FY 2017-18**

Tip Fee Increase 1.97%

Fuel Surcharge 0.0%

CPI 2.0%

**Area 3**

	Current Total	Current Service	Adjustment to Service	Current Landfill	Adjustment to Landfill	Adjusted Total
<b>Residential Services</b>						
<i>Comprehensive Collection</i>						
Regular	\$20.21	\$15.24	\$0.30	\$4.97	\$0.10	<b>\$20.61</b>
Senior	\$19.24	\$14.27	\$0.29	\$4.97	\$0.10	<b>\$19.62</b>
Hard to Service	\$32.32	\$27.35	\$0.55	\$4.97	\$0.10	<b>\$32.96</b>
Extra Container	\$7.08	\$4.29	\$0.09	\$2.79	\$0.06	<b>\$7.22</b>
Green Waste	\$4.17	\$3.22	\$0.06	\$0.95	\$0.02	<b>\$4.25</b>
<b>Other Residential Services</b>						
<b>Residential Extra Bag</b>	\$4.11	\$4.11	\$0.08			<b>\$4.19</b>
Back Yard/Side Yard Collection	\$17.64	\$17.64	\$0.35			<b>\$17.99</b> per month
Extra Recycling Cart	\$2.87	\$2.87	\$0.06			<b>\$2.93</b> per month
Extra Green Waste Cart	\$5.94	\$5.94	\$0.12			<b>\$6.06</b> per month
Exchanges (in excess of 1 per year)	\$17.64	\$17.64	\$0.35			<b>\$17.99</b>
Redelivery Fee for Roll Cart	\$22.05	\$22.05	\$0.44			<b>\$22.49</b>
Reinstatement Fee	\$22.05	\$22.05	\$0.44			<b>\$22.49</b>
Scout Service					1.5 times residential rate	
Bulky Item Collection	\$22.05	\$22.05	\$0.44			<b>\$22.49</b>
CFC Removal Fee	\$29.40	\$29.40	\$0.59			<b>\$29.99</b>
Rural Rate	\$25.97	\$25.97	\$0.52			<b>\$26.49</b>
<b>Residential clean-up (\$50.00 minimum per below)</b>						
Labor	\$51.45	\$51.45	\$1.03			<b>\$52.48</b> per man /per hour
Forklift	\$73.49	\$73.49	\$1.47			<b>\$74.96</b> per hour
Chainsaw	\$36.75	\$36.75	\$0.74			<b>\$37.49</b> per hour
Electronic Waste	\$33.47	\$33.47	\$0.67			<b>\$34.14</b>
Residential Account Set-Up	\$15.25	\$15.25	\$0.31			<b>\$15.56</b>

Franchise Area 3

Rate Adjustment Schedule for FY 2017-18

bin size (cu. yd.) frequency **Area 3 A Commercial Bins**

<b>1.5</b>	1	\$88.00	\$74.00	\$1.48	\$14.00	\$0.28	<b>\$89.76</b>
	2	\$176.00	\$148.01	\$2.96	\$27.99	\$0.55	<b>\$179.51</b>
	3	\$264.00	\$222.02	\$4.44	\$41.98	\$0.83	<b>\$269.27</b>
	4	\$351.99	\$296.01	\$5.92	\$55.98	\$1.10	<b>\$359.01</b>
	5	\$439.99	\$370.01	\$7.40	\$69.98	\$1.38	<b>\$448.77</b>
	6	\$528.01	\$444.04	\$8.88	\$83.97	\$1.65	<b>\$538.55</b>
<b>2</b>	1	\$106.21	\$87.55	\$1.75	\$18.66	\$0.37	<b>\$108.33</b>
	2	\$212.66	\$175.34	\$3.51	\$37.32	\$0.74	<b>\$216.90</b>
	3	\$318.62	\$262.64	\$5.25	\$55.98	\$1.10	<b>\$324.98</b>
	4	\$424.83	\$350.19	\$7.00	\$74.64	\$1.47	<b>\$433.30</b>
	5	\$531.04	\$437.74	\$8.75	\$93.30	\$1.84	<b>\$541.63</b>
	6	\$637.24	\$525.28	\$10.51	\$111.96	\$2.21	<b>\$649.95</b>
<b>3</b>	1	\$131.02	\$103.03	\$2.06	\$27.99	\$0.55	<b>\$133.63</b>
	2	\$262.02	\$206.04	\$4.12	\$55.98	\$1.10	<b>\$267.24</b>
	3	\$393.04	\$309.07	\$6.18	\$83.97	\$1.65	<b>\$400.88</b>
	4	\$524.06	\$412.10	\$8.24	\$111.96	\$2.21	<b>\$534.51</b>
	5	\$655.06	\$515.11	\$10.30	\$139.95	\$2.76	<b>\$668.12</b>
	6	\$786.08	\$618.13	\$12.36	\$167.95	\$3.31	<b>\$801.75</b>
<b>4</b>	1	\$166.34	\$129.02	\$2.58	\$37.32	\$0.74	<b>\$169.66</b>
	2	\$332.67	\$258.03	\$5.16	\$74.64	\$1.47	<b>\$339.30</b>
	3	\$499.02	\$387.06	\$7.74	\$111.96	\$2.21	<b>\$508.97</b>
	4	\$665.35	\$516.06	\$10.32	\$149.29	\$2.94	<b>\$678.61</b>
	5	\$831.69	\$645.08	\$12.90	\$186.61	\$3.68	<b>\$848.27</b>
	6	\$998.02	\$774.09	\$15.48	\$223.93	\$4.41	<b>\$1,017.91</b>
<b>5</b>	1	\$202.02	\$155.37	\$3.11	\$46.65	\$0.92	<b>\$206.05</b>
	2	\$404.07	\$310.77	\$6.22	\$93.30	\$1.84	<b>\$412.12</b>
	3	\$606.09	\$466.14	\$9.32	\$139.95	\$2.76	<b>\$618.17</b>
	4	\$808.13	\$621.52	\$12.43	\$186.61	\$3.68	<b>\$824.24</b>
	5	\$1,010.15	\$776.90	\$15.54	\$233.25	\$4.60	<b>\$1,030.28</b>
	6	\$1,212.19	\$932.28	\$18.65	\$279.91	\$5.51	<b>\$1,236.35</b>

**Area 3 A Commercial Bins ( more)**

<b>6</b>	1	\$234.04	\$178.06	\$3.56	\$55.98	\$1.10	<b>\$238.70</b>
	2	\$468.07	\$356.11	\$7.12	\$111.96	\$2.21	<b>\$477.40</b>
	3	\$702.11	\$534.16	\$10.68	\$167.95	\$3.31	<b>\$716.10</b>
	4	\$936.14	\$712.21	\$14.24	\$223.93	\$4.41	<b>\$954.80</b>
	5	\$1,170.17	\$890.26	\$17.81	\$279.91	\$5.51	<b>\$1,193.49</b>
	6	\$1,404.21	\$1,068.32	\$21.37	\$335.89	\$6.62	<b>\$1,432.19</b>

bin size (cu. yd.) frequency **Area 3 B Commercial Bins**

<b>1.5</b>	1	\$82.27	\$68.27	\$1.37	\$14.00	\$0.28	<b>\$83.91</b>
	2	\$164.54	\$136.55	\$2.73	\$27.99	\$0.55	<b>\$167.82</b>
	3	\$246.81	\$204.83	\$4.10	\$41.98	\$0.83	<b>\$251.73</b>
	4	\$329.09	\$273.11	\$5.46	\$55.98	\$1.10	<b>\$335.66</b>
	5	\$411.36	\$341.38	\$6.83	\$69.98	\$1.38	<b>\$419.57</b>
	6	\$493.63	\$409.66	\$8.19	\$83.97	\$1.65	<b>\$503.48</b>
<b>2</b>	1	\$95.27	\$76.61	\$1.53	\$18.66	\$0.37	<b>\$97.17</b>
	2	\$191.70	\$154.38	\$3.09	\$37.32	\$0.74	<b>\$195.52</b>
	3	\$285.85	\$229.87	\$4.60	\$55.98	\$1.10	<b>\$291.55</b>
	4	\$381.14	\$306.50	\$6.13	\$74.64	\$1.47	<b>\$388.74</b>
	5	\$476.43	\$383.13	\$7.66	\$93.30	\$1.84	<b>\$485.93</b>
	6	\$571.72	\$459.76	\$9.20	\$111.96	\$2.21	<b>\$583.12</b>
<b>3</b>	1	\$121.27	\$93.28	\$1.87	\$27.99	\$0.55	<b>\$123.69</b>
	2	\$242.53	\$186.55	\$3.73	\$55.98	\$1.10	<b>\$247.36</b>
	3	\$363.79	\$279.82	\$5.60	\$83.97	\$1.65	<b>\$371.04</b>
	4	\$485.05	\$373.09	\$7.46	\$111.96	\$2.21	<b>\$494.72</b>
	5	\$606.32	\$466.37	\$9.33	\$139.95	\$2.76	<b>\$618.40</b>
	6	\$727.58	\$559.63	\$11.19	\$167.95	\$3.31	<b>\$742.08</b>
<b>4</b>	1	\$167.38	\$130.06	\$2.60	\$37.32	\$0.74	<b>\$170.72</b>
	2	\$334.78	\$260.14	\$5.20	\$74.64	\$1.47	<b>\$341.45</b>
	3	\$502.16	\$390.20	\$7.80	\$111.96	\$2.21	<b>\$512.17</b>
	4	\$669.54	\$520.25	\$10.41	\$149.29	\$2.94	<b>\$682.89</b>
	5	\$836.92	\$650.31	\$13.01	\$186.61	\$3.68	<b>\$853.60</b>
	6	\$1,004.32	\$780.39	\$15.61	\$223.93	\$4.41	<b>\$1,024.34</b>

**Area 3 B Commercial Bins (more)**

<b>5</b>	1	\$203.34	\$156.69	\$3.13	\$46.65	\$0.92	<b>\$207.39</b>
	2	\$406.68	\$313.38	\$6.27	\$93.30	\$1.84	<b>\$414.79</b>
	3	\$610.02	\$470.07	\$9.40	\$139.95	\$2.76	<b>\$622.18</b>
	4	\$813.36	\$626.75	\$12.54	\$186.61	\$3.68	<b>\$829.57</b>
	5	\$1,016.71	\$783.46	\$15.67	\$233.25	\$4.60	<b>\$1,036.97</b>
	6	\$1,220.05	\$940.14	\$18.80	\$279.91	\$5.51	<b>\$1,244.37</b>
<b>6</b>	1	\$235.61	\$179.63	\$3.59	\$55.98	\$1.10	<b>\$240.31</b>
	2	\$471.21	\$359.25	\$7.18	\$111.96	\$2.21	<b>\$480.60</b>
	3	\$706.82	\$538.87	\$10.78	\$167.95	\$3.31	<b>\$720.91</b>
	4	\$942.42	\$718.49	\$14.37	\$223.93	\$4.41	<b>\$961.20</b>
	5	\$1,178.03	\$898.12	\$17.96	\$279.91	\$5.51	<b>\$1,201.51</b>
	6	\$1,413.64	\$1,077.75	\$21.55	\$335.89	\$6.62	<b>\$1,441.81</b>

bin size (cu. yd.) frequency **Area 3 C Commercial Bins**

<b>1.5</b>	1	\$88.39	\$74.39	\$1.49	\$14.00	\$0.28	<b>\$90.15</b>
	2	\$176.78	\$148.79	\$2.98	\$27.99	\$0.55	<b>\$180.31</b>
	3	\$265.18	\$223.20	\$4.46	\$41.98	\$0.83	<b>\$270.47</b>
	4	\$353.57	\$297.59	\$5.95	\$55.98	\$1.10	<b>\$360.62</b>
	5	\$441.97	\$371.99	\$7.44	\$69.98	\$1.38	<b>\$450.79</b>
	6	\$530.35	\$446.38	\$8.93	\$83.97	\$1.65	<b>\$540.93</b>
<b>2</b>	1	\$106.73	\$88.07	\$1.76	\$18.66	\$0.37	<b>\$108.86</b>
	2	\$213.47	\$176.15	\$3.52	\$37.32	\$0.74	<b>\$217.73</b>
	3	\$320.19	\$264.21	\$5.28	\$55.98	\$1.10	<b>\$326.58</b>
	4	\$426.92	\$352.28	\$7.05	\$74.64	\$1.47	<b>\$435.44</b>
	5	\$533.66	\$440.36	\$8.81	\$93.30	\$1.84	<b>\$544.31</b>
	6	\$640.39	\$528.43	\$10.57	\$111.96	\$2.21	<b>\$653.16</b>
<b>3</b>	1	\$131.80	\$103.81	\$2.08	\$27.99	\$0.55	<b>\$134.43</b>
	2	\$263.59	\$207.61	\$4.15	\$55.98	\$1.10	<b>\$268.85</b>
	3	\$395.40	\$311.43	\$6.23	\$83.97	\$1.65	<b>\$403.28</b>
	4	\$527.20	\$415.24	\$8.30	\$111.96	\$2.21	<b>\$537.71</b>
	5	\$658.99	\$519.04	\$10.38	\$139.95	\$2.76	<b>\$672.13</b>
	6	\$790.79	\$622.84	\$12.46	\$167.95	\$3.31	<b>\$806.56</b>



**Area 3 C Commercial Bins ( more)**

<b>4</b>	1	\$167.38	\$130.06	\$2.60	\$37.32	\$0.74	<b>\$170.72</b>
	2	\$334.78	\$260.14	\$5.20	\$74.64	\$1.47	<b>\$341.45</b>
	3	\$502.16	\$390.20	\$7.80	\$111.96	\$2.21	<b>\$512.17</b>
	4	\$669.54	\$520.25	\$10.41	\$149.29	\$2.94	<b>\$682.89</b>
	5	\$836.92	\$650.31	\$13.01	\$186.61	\$3.68	<b>\$853.60</b>
	6	\$1,004.32	\$780.39	\$15.61	\$223.93	\$4.41	<b>\$1,024.34</b>
<b>5</b>	1	\$203.34	\$156.69	\$3.13	\$46.65	\$0.92	<b>\$207.39</b>
	2	\$406.68	\$313.38	\$6.27	\$93.30	\$1.84	<b>\$414.79</b>
	3	\$610.02	\$470.07	\$9.40	\$139.95	\$2.76	<b>\$622.18</b>
	4	\$813.36	\$626.75	\$12.54	\$186.61	\$3.68	<b>\$829.57</b>
	5	\$1,016.71	\$783.46	\$15.67	\$233.25	\$4.60	<b>\$1,036.97</b>
	6	\$1,220.05	\$940.14	\$18.80	\$279.91	\$5.51	<b>\$1,244.37</b>
<b>6</b>	1	\$235.61	\$179.63	\$3.59	\$55.98	\$1.10	<b>\$240.31</b>
	2	\$471.21	\$359.25	\$7.18	\$111.96	\$2.21	<b>\$480.60</b>
	3	\$706.82	\$538.87	\$10.78	\$167.95	\$3.31	<b>\$720.91</b>
	4	\$942.42	\$718.49	\$14.37	\$223.93	\$4.41	<b>\$961.20</b>
	5	\$1,178.03	\$898.12	\$17.96	\$279.91	\$5.51	<b>\$1,201.51</b>
	6	\$1,413.64	\$1,077.75	\$21.55	\$335.89	\$6.62	<b>\$1,441.81</b>

Roll-offs.

10 to 40 cubic yard	\$270.24	\$270.24	\$5.40	<b>\$275.64</b> per pull plus disposal
Roll off compactor:	\$386.29	\$386.29	\$7.73	<b>\$394.02</b> per pull plus disposal
Minimum Pull Charge	\$245.96	\$245.96	\$4.92	<b>\$250.88</b>
Commercial Bin Push Charges	\$0.00			
Dismount Distance (in feet)	\$0.00			
0 to 25'	\$0.00			<b>\$0.00</b> Per collection per week
26 to 50	\$10.62	\$10.62	\$0.21	<b>\$10.83</b>
51 to 75	\$13.65	\$13.65	\$0.27	<b>\$13.92</b>
76 to 100	\$15.17	\$15.17	\$0.30	<b>\$15.47</b>
Additional Roll off fees	\$0.00			
Delivery	\$89.48	\$89.48	\$1.79	<b>\$91.27</b>
Extra Trip	\$89.48	\$89.48	\$1.79	<b>\$91.27</b>
Relocation	\$89.48	\$89.48	\$1.79	<b>\$91.27</b>

**Franchise Area 3**

**Rate Adjustment Schedule for FY 2017-18**

**Commercial Bulky Item Service**

first item	\$37.92	\$37.92	\$0.76				<b>\$38.68</b>
second and third item	\$22.76	\$22.76	\$0.46				<b>\$23.22</b>

**Unscheduled Extra Bin Dumps**

While on Site	\$51.40	\$43.84	\$0.88	\$7.56	\$0.15		<b>\$52.43</b>
Separate Trip	\$74.16	\$66.60	\$1.33	\$7.56	\$0.15		<b>\$75.64</b>
Unscheduled Compactor Dumps	\$96.96	\$96.96	\$1.94		actual cost		<b>\$98.90</b>
Commercial Can	\$45.01	\$43.18	\$0.86	\$1.83	\$0.04		<b>\$45.91</b> per month

Temporary bin service

Up to Three (3) days:	\$111.93	\$104.37	\$2.09	\$7.56	\$0.15		<b>\$114.17</b> Total 1 empty
Up to Thirty (30) days:	\$296.04	\$265.82	\$5.32	\$30.22	\$0.60		<b>\$301.95</b> Total 4 empties

Additional Scout Service	\$75.84	\$75.84	\$1.52				<b>\$77.36</b>
--------------------------	---------	---------	--------	--	--	--	----------------

<b>Bin Exchange</b> (in excess of 1 per year)	\$50.18	\$50.18	\$1.00				<b>\$51.18</b>
---	---------	---------	--------	--	--	--	----------------

Lost or Stolen Bin	\$758.38	\$758.38	\$15.17				<b>\$773.55</b>
--------------------	----------	----------	---------	--	--	--	-----------------

Lost or Stolen Cart	\$121.34	\$121.34	\$2.43				<b>\$123.77</b>
---------------------	----------	----------	--------	--	--	--	-----------------

Burned Bin	\$424.69	\$424.69	\$8.49				<b>\$433.18</b>
------------	----------	----------	--------	--	--	--	-----------------

Bin or Cart Repair	actual cost					actual cost	
--------------------	-------------	--	--	--	--	-------------	--

Locking Lids	\$18.20	\$18.20	\$0.36				<b>\$18.56</b> per month
--------------	---------	---------	--------	--	--	--	--------------------------

Replacement Lock	\$37.92	\$37.92	\$0.76				<b>\$38.68</b>
------------------	---------	---------	--------	--	--	--	----------------

Replacement Key	\$7.59	\$7.59	\$0.15				<b>\$7.74</b>
-----------------	--------	--------	--------	--	--	--	---------------

Haul or Call Fee	\$27.88	\$27.88	\$0.56				<b>\$28.44</b>
------------------	---------	---------	--------	--	--	--	----------------

Tire Haul Charge	\$390.33	\$390.33	\$7.81				<b>\$398.14</b>
------------------	----------	----------	--------	--	--	--	-----------------

Restart fee	\$22.76	\$22.76	\$0.46				<b>\$23.22</b>
-------------	---------	---------	--------	--	--	--	----------------

( Administrative Only, Bin on Site)	\$113.76	\$113.76	\$2.28				<b>\$116.04</b>
-------------------------------------	----------	----------	--------	--	--	--	-----------------

(Administrative Plus Bin Delivery)	\$37.92	\$37.92	\$0.76				<b>\$38.68</b>
------------------------------------	---------	---------	--------	--	--	--	----------------

<b>Over Loaded Bin</b>	\$51.36	\$51.36	\$1.03				<b>\$52.39</b> per bin
------------------------	---------	---------	--------	--	--	--	------------------------

Commerical Account Set-Up	\$31.76	\$31.76	\$0.64				<b>\$32.40</b>
---------------------------	---------	---------	--------	--	--	--	----------------

Tax Roll Administrative Charge	\$31.74	\$31.74	\$0.63				<b>\$32.37</b>
--------------------------------	---------	---------	--------	--	--	--	----------------

Recycle Contamination Charge	\$74.14	\$74.14	\$1.48				<b>\$75.62</b>
------------------------------	---------	---------	--------	--	--	--	----------------

Mixed C & D Haul Charge	\$317.45	\$317.45	\$6.35				<b>\$323.80</b> plus disposal
-------------------------	----------	----------	--------	--	--	--	-------------------------------

Commerical Bin Delivery/Removal	\$25.68	\$25.68	\$0.51				<b>\$26.19</b>
---------------------------------	---------	---------	--------	--	--	--	----------------

Commercial Recycle Extra P/up	\$30.81	\$30.81	\$0.62				<b>\$31.43</b>
-------------------------------	---------	---------	--------	--	--	--	----------------

**Franchise Area 4**

**Rate Adjustment Schedule for FY 2017-18**

Tip Fee Increase	1.97%
Fuel Surcharge	0.0%
CPI	2.0%

**Area 4 A (South of HWY 91)**

	Current Total	Current Service	Adjustment to Service	Current Landfill	Adjustment to Landfill	Adjusted Total
<b>Residential Services</b>						
<i>Comprehensive Collection</i>						
Regular	\$ 20.21	\$15.24	\$0.30	\$4.97	\$0.10	<b>\$20.61</b>
Senior	\$ 19.25	\$14.28	\$0.29	\$4.97	\$0.10	<b>\$19.63</b>
Extra Container	\$ 6.98	\$4.30	\$0.09	\$2.68	\$0.05	<b>\$7.12</b>
Green Waste	\$ 4.13	\$3.22	\$0.06	\$0.91	\$0.02	<b>\$4.21</b>
<b>Other Residential Services</b>						
Residential Extra Bag	\$ 4.11	\$4.11	\$0.08			<b>\$4.19</b>
Residential Bin (2 cu yard)	\$ 82.88	\$82.88	\$1.66			<b>\$84.54</b>
Street Sweeping	\$ 0.80	\$0.80	\$0.02			<b>\$0.82</b>
Back Yard/Side Yard Collection	\$ 17.65	\$17.65	\$0.35			<b>\$18.00</b> per month
Extra Recycling Cart	\$ 2.87	\$2.87	\$0.06			<b>\$2.93</b> per month
Extra Green Waste Cart	\$ 5.96	\$5.96	\$0.12			<b>\$6.08</b> per month
Exchanges (in excess of 1 per year)	\$ 17.65	\$17.65	\$0.35			<b>\$18.00</b>
Redelivery Fee for Roll Cart	\$ 22.06	\$22.06	\$0.44			<b>\$22.50</b>
Reinstatement Fee	\$ 22.06	\$22.06	\$0.44			<b>\$22.50</b>
Scout Service	1.5 times residential rate					
Rural Rate	\$ 25.96	\$25.96	\$0.52			<b>\$26.48</b>
<b>Residential clean-up</b>						
<b>(\$50.00 minimum per below)</b>						
Supervisor	\$ 45.74	\$45.74	\$0.91			<b>\$46.65</b> per man /per hour
Laborer	\$ 13.72	\$13.72	\$0.27			<b>\$13.99</b> per hour
Equipment Operator	\$ 30.49	\$30.49	\$0.61			<b>\$31.10</b> per hour
Forklift	\$ 73.51	\$73.51	\$1.47			<b>\$74.98</b>

**Franchise Area 4**

**Rate Adjustment Schedule for FY 2017-18**

Tip Fee Increase 1.97%  
 Fuel Surcharge 0.0%  
 CPI 2.0%

**Area 4 A (South of HWY 91)**

	Current Total	Current Service	Adjustment to Service	Current Landfill	Adjustment to Landfill	Adjusted Total
Chainsaw	\$ 36.75	\$36.75	\$0.74			<b>\$37.49</b>
Bulky Item Collection	\$ 22.06	\$22.06	\$0.44			<b>\$22.50</b>
CFC Removal Fee	\$ 29.40	\$29.40	\$0.59			<b>\$29.99</b>
Electronic Waste	\$ 33.47	\$33.47	\$0.67			<b>\$34.14</b>
Residential Account Set-Up	\$ 15.25	\$15.25	\$0.31			<b>\$15.56</b>

**Commercial Bins**

bin size (cu. yd.)      frequency

<b>1.5</b>	1	\$ 76.97	\$61.86	\$1.24	\$15.11	\$0.30	<b>\$78.50</b>
<b>2</b>	1	\$ 82.88	\$62.74	\$1.25	\$20.14	\$0.40	<b>\$84.53</b>
	2	\$ 137.40	\$97.11	\$1.94	\$40.29	\$0.79	<b>\$140.14</b>
	3	\$ 191.90	\$131.47	\$2.63	\$60.43	\$1.19	<b>\$195.72</b>
	4	\$ 246.43	\$165.85	\$3.32	\$80.58	\$1.59	<b>\$251.33</b>
	5	\$ 300.93	\$200.21	\$4.00	\$100.72	\$1.98	<b>\$306.92</b>
	6	\$ 355.44	\$234.57	\$4.69	\$120.87	\$2.38	<b>\$362.51</b>
<b>3</b>	1	\$ 110.74	\$80.53	\$1.61	\$30.21	\$0.60	<b>\$112.95</b>
	2	\$ 183.74	\$123.31	\$2.47	\$60.43	\$1.19	<b>\$187.40</b>
	3	\$ 256.75	\$166.11	\$3.32	\$90.64	\$1.79	<b>\$261.86</b>
	4	\$ 325.97	\$205.10	\$4.10	\$120.87	\$2.38	<b>\$332.45</b>
	5	\$ 395.11	\$244.03	\$4.88	\$151.08	\$2.98	<b>\$402.97</b>
	6	\$ 463.47	\$282.17	\$5.64	\$181.30	\$3.57	<b>\$472.69</b>
<b>4</b>	1	\$ 118.09	\$77.80	\$1.56	\$40.29	\$0.79	<b>\$120.44</b>
	2	\$ 202.25	\$121.67	\$2.43	\$80.58	\$1.59	<b>\$206.27</b>
	3	\$ 284.48	\$163.61	\$3.27	\$120.87	\$2.38	<b>\$290.13</b>
	4	\$ 358.55	\$197.39	\$3.95	\$161.16	\$3.17	<b>\$365.67</b>
	5	\$ 448.84	\$247.40	\$4.95	\$201.44	\$3.97	<b>\$457.76</b>
	6	\$ 531.02	\$289.29	\$5.79	\$241.73	\$4.76	<b>\$541.57</b>

**Franchise Area 4**

**Rate Adjustment Schedule for FY 2017-18**

Tip Fee Increase 1.97%

Fuel Surcharge 0.0%

CPI 2.0%

**Area 4 A (South of HWY 91)**

		Current Total	Current Service	Adjustment to Service	Current Landfill	Adjustment to Landfill	Adjusted Total
<b>6</b>	1	\$ 189.44	\$129.01	\$2.58	\$60.43	\$1.19	<b>\$193.21</b>
	2	\$ 378.89	\$258.02	\$5.16	\$120.87	\$2.38	<b>\$386.43</b>
	3	\$ 568.31	\$387.01	\$7.74	\$181.30	\$3.57	<b>\$579.62</b>
	4	\$ 757.73	\$516.00	\$10.32	\$241.73	\$4.76	<b>\$772.81</b>
	5	\$ 947.17	\$645.00	\$12.90	\$302.17	\$5.95	<b>\$966.02</b>
	6	\$1,136.63	\$774.03	\$15.48	\$362.60	\$7.14	<b>\$1,159.25</b>

**Hard to service / Ag bins**

<b>1.5</b>	1	\$ 105.89	\$61.97	\$1.24	\$43.92	\$0.87	<b>\$107.99</b>
<b>2</b>	1	\$ 120.44	\$62.73	\$1.25	\$57.71	\$1.14	<b>\$122.83</b>
	2	\$ 212.49	\$97.08	\$1.94	\$115.41	\$2.27	<b>\$216.71</b>
	3	\$ 295.62	\$85.29	\$1.71	\$210.33	\$4.14	<b>\$301.47</b>
	4	\$ 396.57	\$165.76	\$3.32	\$230.81	\$4.55	<b>\$404.43</b>
	5	\$ 491.65	\$203.14	\$4.06	\$288.51	\$5.68	<b>\$501.40</b>
	6	\$ 580.67	\$234.46	\$4.69	\$346.21	\$6.82	<b>\$592.18</b>
<b>3</b>	1	\$ 167.03	\$80.49	\$1.61	\$86.54	\$1.70	<b>\$170.34</b>
	2	\$ 296.37	\$123.27	\$2.47	\$173.10	\$3.41	<b>\$302.25</b>
	3	\$ 425.68	\$166.01	\$3.32	\$259.67	\$5.12	<b>\$434.12</b>
	4	\$ 554.29	\$205.01	\$4.10	\$349.28	\$6.88	<b>\$565.27</b>
	5	\$ 682.88	\$243.92	\$4.88	\$438.96	\$8.65	<b>\$696.41</b>
	6	\$ 811.30	\$282.03	\$5.64	\$529.27	\$10.43	<b>\$827.37</b>
<b>4</b>	1	\$ 196.32	\$80.90	\$1.62	\$115.42	\$2.27	<b>\$200.21</b>
	2	\$ 354.13	\$123.29	\$2.47	\$230.84	\$4.55	<b>\$361.14</b>
	3	\$ 511.96	\$165.71	\$3.31	\$346.25	\$6.82	<b>\$522.10</b>
	4	\$ 669.77	\$208.12	\$4.16	\$461.65	\$9.09	<b>\$683.03</b>
	5	\$ 827.59	\$250.53	\$5.01	\$577.06	\$11.37	<b>\$843.97</b>
	6	\$ 985.41	\$292.94	\$5.86	\$692.47	\$13.64	<b>\$1,004.91</b>

**Franchise Area 4**

**Rate Adjustment Schedule for FY 2017-18**

Tip Fee Increase 1.97%  
 Fuel Surcharge 0.0%  
 CPI 2.0%

**Area 4 A (South of HWY 91)**

	Current Total	Current Service	Adjustment to Service	Current Landfill	Adjustment to Landfill	Adjusted Total
<b>Roll off:</b>						
10 to 40 cubic yard	\$ 497.41	\$306.36	\$6.13	\$191.05	\$3.76	<b>\$507.30</b>
Compactor	\$ 437.91	\$437.91	\$8.76			<b>\$446.67</b> per pull plus disposal
Minimum Pull Charge	\$ 306.36	\$306.36	\$6.13			<b>\$312.49</b>
Unscheduled Extra Bin Dumps	\$ 53.31	\$44.40	\$0.89	\$8.91	\$0.18	<b>\$54.37</b>

**Other Services**

**Manure Bin rate**

bin size (cu. yd.)	frequency		Current Total	Current Service	Adjustment to Service	Current Landfill	Adjustment to Landfill	Adjusted Total
2	1	\$	138.37	\$119.43	\$2.39	\$18.94	\$0.37	<b>\$141.13</b>
3	1	\$	179.50	\$151.09	\$3.02	\$28.41	\$0.56	<b>\$183.08</b>

**Commercial Bin Push Charges**

Dismount Distance (in feet)	Current Total	Current Service	Adjustment to Service	Current Landfill	Adjustment to Landfill	Adjusted Total
0 to 25'	\$ -					
26 to 50	\$ 10.76	\$10.76	\$0.22			<b>\$10.98</b>
51 to 75	\$ 13.84	\$13.84	\$0.28			<b>\$14.12</b>
76 to 100	\$ 15.39	\$15.39	\$0.31			<b>\$15.70</b>

**Additional Roll off fees**

Delivery	\$ 89.49	\$89.49	\$1.79			<b>\$91.28</b>
Extra Trip	\$ 89.49	\$89.49	\$1.79			<b>\$91.28</b>
Relocation	\$ 89.49	\$89.49	\$1.79			<b>\$91.28</b>

**Commercial and Industrial Bulky Item**

first item	\$ 37.92	\$37.92	\$0.76			<b>\$38.68</b>
------------	----------	---------	--------	--	--	----------------

**Franchise Area 4**

**Rate Adjustment Schedule for FY 2017-18**

**Tip Fee Increase** 1.97%

**Fuel Surcharge** 0.0%

**CPI** 2.0%

**Area 4 A (South of HWY 91)**

	Current Total	Current Service	Adjustment to Service	Current Landfill	Adjustment to Landfill	Adjusted Total
second and third item	\$ 22.74	\$22.74	\$0.45			<b>\$23.19</b>
<b>Unscheduled Extra Bin Dumps</b>						
While on Site	\$ 51.55	\$44.45	\$0.89	\$7.10	\$0.14	<b>\$52.58</b>
Separate Trip	\$ 74.60	\$67.50	\$1.35	\$7.10	\$0.14	<b>\$76.09</b>
<b>Unscheduled Compactor Dumps</b>	\$ 89.62	\$89.62	\$1.79			<b>\$91.41</b>
Commercial Can	\$ 44.92	\$43.17	\$0.86	\$1.75	\$0.03	<b>\$45.82</b>
<b>Temporary bin service</b>						
Up to Three (3) days:	\$ 111.62	\$104.52	\$2.09	\$7.10	\$0.14	<b>\$113.85</b>
Up to Thirty (30) days:	\$ 294.82	\$266.41	\$5.33	\$28.41	\$0.56	<b>\$300.71</b>
Additional Scout Service	\$ 75.86	\$75.86	\$1.52			<b>\$77.38</b>
<b>Bin Exchange</b> (in excess of 1 per year)	\$ 49.30	\$49.30	\$0.99			<b>\$50.29</b>
Lost or Stolen Bin	\$ 758.42	\$758.42	\$15.17			<b>\$773.59</b>
Lost or Stolen Cart	\$ 121.37	\$121.37	\$2.43			<b>\$123.80</b>
Burned Bin	\$ 424.73	\$424.73	\$8.49			<b>\$433.22</b>
Bin or Cart Repair	Actual Cost					<b>Actual Cost</b>
Locking Lids	\$ 17.85	\$17.85	\$0.36			<b>\$18.21</b>
Replacement Lock	\$ 37.18	\$37.18	\$0.74			<b>\$37.92</b>
Replacement Key	\$ 7.43	\$7.43	\$0.15			<b>\$7.58</b>
Haul or Call Fee	\$ 26.85	\$26.85	\$0.54			<b>\$27.39</b>
Tire Haul Charge	\$ 375.91	\$375.91	\$7.52			<b>\$383.43</b>
<b>Restart fee</b>						
(Administrative Only, Bin on Site)	\$ 22.29	\$22.29	\$0.45			<b>\$22.74</b>
(Administrative Plus Bin Delivery)	\$ 111.52	\$111.52	\$2.23			<b>\$113.75</b>
<b>Over Loaded Bin</b>	\$ 50.35	\$50.35	\$1.01			<b>\$51.36</b>

**Franchise Area 4**

**Rate Adjustment Schedule for FY 2017-18**

Tip Fee Increase 1.97%  
 Fuel Surcharge 0.0%  
 CPI 2.0%

**Area 4 A (South of HWY 91)**

	Current Total	Current Service	Adjustment to Service	Current Landfill	Adjustment to Landfill	Adjusted Total
Tax Roll Administrative Charge	\$ 31.12	\$31.12	\$0.62			<b>\$31.74</b>
Recycle Contamination Charge	\$ 73.13	\$73.13	\$1.46			<b>\$74.59</b>
Mixed C & D Haul Charge	\$ 311.23	\$311.23	\$6.22			<b>\$317.45</b> plus disposal
Commerical Bin Delivery/Removal	\$ 25.18	\$25.18	\$0.50			<b>\$25.68</b>
Commerical Recycle Bin Extra Pickup	\$ 30.21	\$30.21	\$0.60			<b>\$30.81</b>



**Franchise Area 4**

**Rate Adjustment Schedule for FY 2017-18**

<b>Tip Fee Increase</b>		1.97%
Fuel Surcharge	0.0%	
CPI	2.0%	

**Area 4 B (North of HWY 91)**

	Current Total	Current Service	Adjustment to Service	Current Landfill	Adjustment to Landfill	Adjusted Total
<b>Residential Services</b>						
<i>Comprehensive Collection</i>						
Regular	\$20.52	\$15.55	\$0.31	\$4.97	\$0.10	<b>\$20.93</b>
Senior	\$18.23	\$13.26	\$0.27	\$4.97	\$0.10	<b>\$18.59</b>
Extra Container	\$6.98	\$4.30	\$0.09	\$2.68	\$0.05	<b>\$7.12</b>
Green Waste	\$4.14	\$3.23	\$0.06	\$0.91	\$0.02	<b>\$4.22</b>
<b>Other Residential Services</b>	\$0.00					
<b>Residential Extra Bag</b>	\$4.11	\$4.11	\$0.08			<b>\$4.19</b>
Residential Bin (2 cu yard)	\$82.88	\$82.88	\$1.66			<b>\$84.54</b>
Street Sweeping	\$0.80	\$0.80	\$0.02			<b>\$0.82</b>
Back Yard/Side Yard Collection	\$17.65	\$17.65	\$0.35			<b>\$18.00 per month</b>
Extra Recycling Cart	\$2.87	\$2.87	\$0.06			<b>\$2.93 per month</b>
Extra Green Waste Cart	\$5.96	\$5.96	\$0.12			<b>\$6.08 per month</b>
Exchanges (in excess of 1 per year)	\$17.65	\$17.65	\$0.35			<b>\$18.00</b>
Redelivery Fee for Roll Cart	\$22.06	\$22.06	\$0.44			<b>\$22.50</b>
Reinstatement Fee	\$22.06	\$22.06	\$0.44			<b>\$22.50</b>
Scout Service	1.5 times residential rate					1.5 times residential rate
Rural Rate	\$25.97	\$21.00	\$0.42	\$4.97	\$0.10	<b>\$26.49</b>
<b>Residential clean-up</b>						
<b>(\$50.00 minimum per below)</b>						
Supervisor	\$45.74	\$45.74	\$0.91			<b>\$46.65 per man /per hour</b>
Laborer	\$13.72	\$13.72	\$0.27			<b>\$13.99 per hour</b>
Equipment Operator	\$30.49	\$30.49	\$0.61			<b>\$31.10 per hour</b>
Forklift	\$73.51	\$73.51	\$1.47			<b>\$74.98 per hour</b>

**Franchise Area 4**

**Rate Adjustment Schedule for FY 2017-18**

Tip Fee Increase 1.97%  
 Fuel Surcharge 0.0%  
 CPI 2.0%

**Area 4 B (North of HWY 91)**

	Current Total	Current Service	Adjustment to Service	Current Landfill	Adjustment to Landfill	Adjusted Total
Chainsaw	\$36.75	\$36.75	\$0.74			<b>\$37.49 per hour</b>
Bulky Item Collection	\$22.06	\$22.06	\$0.44			<b>\$22.50</b>
CFC Removal Fee	\$29.40	\$29.40	\$0.59			<b>\$29.99</b>
Electronic Waste	\$33.47	\$33.47	\$0.67			<b>\$34.14</b>
Residential Account Set-Up	\$15.25	\$15.25	\$0.31			<b>\$15.56</b>

**Commercial Bins**

bin size (cu. yd.) frequency

bin size (cu. yd.)	frequency	Current Total	Current Service	Adjustment to Service	Current Landfill	Adjustment to Landfill	Adjusted Total	
<b>1.5</b>	1	\$90.94	\$75.83	\$1.52	\$15.11	\$0.30	<b>\$92.75</b>	
	<b>2</b>	1	\$100.37	\$80.23	\$1.60	\$20.14	\$0.40	<b>\$102.37</b>
		2	\$172.35	\$132.06	\$2.64	\$40.29	\$0.79	<b>\$175.78</b>
		3	\$244.35	\$183.92	\$3.68	\$60.43	\$1.19	<b>\$249.22</b>
		4	\$316.33	\$235.75	\$4.72	\$80.58	\$1.59	<b>\$322.63</b>
		5	\$388.30	\$287.58	\$5.75	\$100.72	\$1.98	<b>\$396.04</b>
6		\$460.31	\$339.44	\$6.79	\$120.87	\$2.38	<b>\$469.48</b>	
<b>3</b>	1	\$136.93	\$106.72	\$2.13	\$30.21	\$0.60	<b>\$139.66</b>	
	<b>4</b>	2	\$236.19	\$175.76	\$3.52	\$60.43	\$1.19	<b>\$240.90</b>
		3	\$335.38	\$244.74	\$4.89	\$90.64	\$1.79	<b>\$342.06</b>
		4	\$430.84	\$309.97	\$6.20	\$120.87	\$2.38	<b>\$439.42</b>
		5	\$526.19	\$375.11	\$7.50	\$151.08	\$2.98	<b>\$536.67</b>
		6	\$620.76	\$439.46	\$8.79	\$181.30	\$3.57	<b>\$633.12</b>
<b>4</b>		1	\$156.16	\$115.87	\$2.32	\$40.29	\$0.79	<b>\$159.27</b>
	<b>5</b>	2	\$273.86	\$193.28	\$3.87	\$80.58	\$1.59	<b>\$279.31</b>
		3	\$391.56	\$270.69	\$5.41	\$120.87	\$2.38	<b>\$399.35</b>
		4	\$509.27	\$348.11	\$6.96	\$161.16	\$3.17	<b>\$519.41</b>
		5	\$626.93	\$425.49	\$8.51	\$201.44	\$3.97	<b>\$639.41</b>
		6	\$744.63	\$502.90	\$10.06	\$241.73	\$4.76	<b>\$759.45</b>

**Franchise Area 4**

**Rate Adjustment Schedule for FY 2017-18**

Tip Fee Increase 1.97%  
 Fuel Surcharge 0.0%  
 CPI 2.0%

**Area 4 B (North of HWY 91)**

		Current Total	Current Service	Adjustment to Service	Current Landfill	Adjustment to Landfill	Adjusted Total
<b>6</b>	1	\$265.17	\$204.74	\$4.09	\$60.43	\$1.19	<b>\$270.46</b>
	2	\$478.77	\$357.90	\$7.16	\$120.87	\$2.38	<b>\$488.31</b>
	3	\$692.39	\$511.09	\$10.22	\$181.30	\$3.57	<b>\$706.18</b>
	4	\$906.01	\$664.28	\$13.29	\$241.73	\$4.76	<b>\$924.06</b>
	5	\$1,119.61	\$817.44	\$16.35	\$302.17	\$5.95	<b>\$1,141.91</b>
	6	\$1,333.23	\$970.63	\$19.41	\$362.60	\$7.14	<b>\$1,359.79</b>

**Hard to service / Ag bins**

<b>1.5</b>	1	\$105.89	\$61.97	\$1.24	\$43.92	\$0.87	<b>\$107.99</b>
<b>2</b>	1	\$120.38	\$62.67	\$1.25	\$57.71	\$1.14	<b>\$122.77</b>
	2	\$212.39	\$96.98	\$1.94	\$115.41	\$2.27	<b>\$216.60</b>
	3	\$296.07	\$85.74	\$1.71	\$210.33	\$4.14	<b>\$301.93</b>
	4	\$396.36	\$165.55	\$3.31	\$230.81	\$4.55	<b>\$404.22</b>
	5	\$488.37	\$199.86	\$4.00	\$288.51	\$5.68	<b>\$498.05</b>
	6	\$580.36	\$234.15	\$4.68	\$346.21	\$6.82	<b>\$591.86</b>
<b>3</b>	1	\$166.95	\$80.41	\$1.61	\$86.54	\$1.70	<b>\$170.26</b>
	2	\$296.21	\$123.11	\$2.46	\$173.10	\$3.41	<b>\$302.08</b>
	3	\$425.48	\$165.81	\$3.32	\$259.67	\$5.12	<b>\$433.91</b>
	4	\$554.02	\$204.74	\$4.09	\$349.28	\$6.88	<b>\$565.00</b>
	5	\$682.59	\$243.63	\$4.87	\$438.96	\$8.65	<b>\$696.11</b>
	6	\$811.01	\$281.74	\$5.63	\$529.27	\$10.43	<b>\$827.07</b>
<b>4</b>	1	\$196.21	\$80.79	\$1.62	\$115.42	\$2.27	<b>\$200.10</b>
	2	\$353.93	\$123.09	\$2.46	\$230.84	\$4.55	<b>\$360.94</b>
	3	\$511.64	\$165.39	\$3.31	\$346.25	\$6.82	<b>\$521.77</b>
	4	\$669.37	\$207.72	\$4.15	\$461.65	\$9.09	<b>\$682.62</b>
	5	\$827.08	\$250.02	\$5.00	\$577.06	\$11.37	<b>\$843.45</b>
	6	\$984.80	\$292.33	\$5.85	\$692.47	\$13.64	<b>\$1,004.29</b>

**Franchise Area 4**

**Rate Adjustment Schedule for FY 2017-18**

**Tip Fee Increase** 1.97%  
**Fuel Surcharge** 0.0%  
**CPI** 2.0%

**Area 4 B (North of HWY 91)**

	Current Total	Current Service	Adjustment to Service	Current Landfill	Adjustment to Landfill	Adjusted Total
<b>Roll off:</b>						
10 to 40 cubic yard	\$498.71	\$306.35	\$6.13	\$192.36	\$3.79	<b>\$508.63</b>
Compactor	\$437.91	\$437.91	\$8.76			<b>\$446.67</b> per pull plus disposal
Minimum Pull Charge	\$306.36	\$306.36	\$6.13			<b>\$312.49</b>
Unscheduled Extra Bin Dumps	\$54.43	\$44.39	\$0.89	\$10.04	\$0.20	<b>\$55.52</b>

**Other Services**

**Manure Bin rate**

bin size (cu. yd.)	frequency	Current Total	Current Service	Adjustment to Service	Current Landfill	Adjustment to Landfill	Adjusted Total
2	1	\$138.37	\$119.43	\$2.39	\$18.94	\$0.37	<b>\$141.13</b>
3	1	\$179.50	\$151.09	\$3.02	\$28.41	\$0.56	<b>\$183.08</b>

**Commercial Bin Push Charges**

Dismount Distance (in feet)	Current Total	Current Service	Adjustment to Service	Current Landfill	Adjustment to Landfill	Adjusted Total
0 to 25'	\$0.00					<b>\$0.00</b>
26 to 50	\$10.76	\$10.76	\$0.22			<b>\$10.98</b>
51 to 75	\$13.84	\$13.84	\$0.28			<b>\$14.12</b>
76 to 100	\$15.39	\$15.39	\$0.31			<b>\$15.70</b>

**Additional Roll off fees**

Delivery	\$89.49	\$89.49	\$1.79			<b>\$91.28</b>
Extra Trip	\$89.49	\$89.49	\$1.79			<b>\$91.28</b>
Relocation	\$89.49	\$89.49	\$1.79			<b>\$91.28</b>

**Commercial and Industrial Bulky Item**

first item	\$37.92	\$37.92	\$0.76			<b>\$38.68</b>
------------	---------	---------	--------	--	--	----------------

**Franchise Area 4**

**Rate Adjustment Schedule for FY 2017-18**

**Tip Fee Increase** 1.97%

**Fuel Surcharge** 0.0%

**CPI** 2.0%

**Area 4 B (North of HWY 91)**

	Current Total	Current Service	Adjustment to Service	Current Landfill	Adjustment to Landfill	Adjusted Total
second and third item	\$22.74	\$22.74	\$0.45			<b>\$23.19</b>
<b>Unscheduled Extra Bin Dumps</b>						
While on Site	\$51.55	\$44.45	\$0.89	\$7.10	\$0.14	<b>\$52.58</b>
Separate Trip	\$74.60	\$67.50	\$1.35	\$7.10	\$0.14	<b>\$76.09</b>
<b>Unscheduled Compactor Dumps</b>						
Commercial Can	\$89.62	\$89.62	\$1.79			<b>\$91.41</b>
Commercial Can	\$44.92	\$43.17	\$0.86	\$1.75	\$0.03	<b>\$45.82</b>
<b>Temporary bin service</b>						
Up to Three (3) days:	\$111.62	\$104.52	\$2.09	\$7.10	\$0.14	<b>\$113.85</b>
Up to Thirty (30) days:	\$294.82	\$266.41	\$5.33	\$28.41	\$0.56	<b>\$300.71</b>
Additional Scout Service	\$75.86	\$75.86	\$1.52			<b>\$77.38</b>
<b>Bin Exchange</b> (in excess of 1 per year)	\$49.30	\$49.30	\$0.99			<b>\$50.29</b>
Lost or Stolen Bin	\$758.42	\$758.42	\$15.17			<b>\$773.59</b>
Lost or Stolen Cart	\$121.37	\$121.37	\$2.43			<b>\$123.80</b>
Burned Bin	\$424.73	\$424.73	\$8.49			<b>\$433.22</b>
Bin or Cart Repair Actual Cost						<b>Actual Cost</b>
Locking Lids	\$18.21	\$18.21	\$0.36			<b>\$18.57</b>
Replacement Lock	\$37.92	\$37.92	\$0.76			<b>\$38.68</b>
Replacement Key	\$7.58	\$7.58	\$0.15			<b>\$7.73</b>
Haul or Call Fee	\$27.39	\$27.39	\$0.55			<b>\$27.94</b>
Tire Haul Charge	\$383.43	\$383.43	\$7.67			<b>\$391.10</b>
<b>Restart fee</b>						
( Administrative Only, Bin on Site)	\$22.74	\$22.74	\$0.45			<b>\$23.19</b>
(Administrative Plus Bin Delivery)	\$113.75	\$113.75	\$2.28			<b>\$116.03</b>
<b>Over Loaded Bin</b>	\$51.36	\$51.36	\$1.03			<b>\$52.39</b>

**Franchise Area 4**

**Rate Adjustment Schedule for FY 2017-18**

**Tip Fee Increase** 1.97%

**Fuel Surcharge** 0.0%

**CPI** 2.0%

**Area 4 B (North of HWY 91)**

	Current Total	Current Service	Adjustment to Service	Current Landfill	Adjustment to Landfill	Adjusted Total
Tax Roll Administrative Charge	\$31.74	\$31.74	\$0.63			<b>\$32.37</b>
Recycle Contamination Charge	\$74.59	\$74.59	\$1.49			<b>\$76.08</b>
Mixed C & D Haul Charge	\$317.45	\$317.45	\$6.35			<b>\$323.80</b> plus disposal
Commerical Bin Delivery/Removal	\$25.68	\$25.68	\$0.51			<b>\$26.19</b>
Commerical Recycle Bin Extra Pickup	\$30.81	\$30.81	\$0.62			<b>\$31.43</b>

Tip Fee Increase 1.97%  
 Fuel Surcharge 0.0%  
 CPI 2.0%

**Area 5**

	Current Total	Current Service	Adjustment to Service	Current Landfill	Adjustment to Landfill	Adjusted Total
<b>Residential Services</b>						
<i>Comprehensive Collection</i>						
Regular	\$23.13	\$18.73	\$0.37	\$4.40	\$0.09	<b>\$23.59</b>
Senior - 60 gallon	\$18.44	\$14.04	\$0.28	\$4.40	\$0.09	<b>\$18.81</b>
Senior - 100 gallon	\$21.41	\$17.01	\$0.34	\$4.40	\$0.09	<b>\$21.84</b>
Hard to Service	\$41.27	\$36.87	\$0.74	\$4.40	\$0.09	<b>\$42.09</b>
Green Waste	\$3.02	\$2.26	\$0.05	\$0.76	\$0.01	<b>\$3.08</b>
<b>Other Residential Services</b>						
Extra trash container	\$8.76	\$4.36	\$0.09	\$4.40	\$0.09	<b>\$8.93</b>
Extra green waste container	\$5.48	\$4.72	\$0.09	\$0.76	\$0.01	<b>\$5.59</b>
Extra recycle container	\$1.64	\$1.64	\$0.03			<b>\$1.67</b>
Bulky Item Collection	\$23.55	\$23.55	\$0.47			<b>\$24.02</b>
<b>Residential clean-up</b>						
<b>(\$50.00 minimum per below)</b>						
Labor per hour/person	\$39.23	\$39.23	\$0.78			<b>\$40.01</b>
Equipment per hour	\$101.98	\$101.98	\$2.04			<b>\$104.02</b>

**Franchise Area 5**

**Rate Adjustment Schedule for FY 2017-18**

**Attachment 1**

Residential Bins

bin size (cu. yd.)    frequency

<b>1.5</b>	1	\$95.19	\$80.08	\$1.60	\$15.11	\$0.30	<b>\$97.09</b>
	2	\$190.41	\$160.20	\$3.20	\$30.21	\$0.60	<b>\$194.21</b>
<b>2</b>	1	\$101.30	\$81.16	\$1.62	\$20.14	\$0.40	<b>\$103.32</b>
	2	\$202.61	\$162.32	\$3.25	\$40.29	\$0.79	<b>\$206.65</b>
<b>3</b>	1	\$111.95	\$81.74	\$1.63	\$30.21	\$0.60	<b>\$114.18</b>
	2	\$214.50	\$154.07	\$3.08	\$60.43	\$1.19	<b>\$218.77</b>
<b>4</b>	1	\$121.03	\$80.74	\$1.61	\$40.29	\$0.79	<b>\$123.44</b>
	2	\$242.08	\$161.50	\$3.23	\$80.58	\$1.59	<b>\$246.90</b>

Manure Collection

bin size (cu. yd.)    frequency

<b>2</b>	1	\$132.26	\$112.93	\$2.26	\$19.33	\$0.38	<b>\$134.90</b>
Each Additional Pickup		\$126.68	\$107.35	\$2.15	\$19.33	\$0.38	<b>\$129.21</b>
<b>3</b>	1	\$165.46	\$136.46	\$2.73	\$29.00	\$0.57	<b>\$168.76</b>
Each Additional Pickup		\$159.88	\$130.88	\$2.62	\$29.00	\$0.57	<b>\$163.07</b>



**Franchise Area 5**

**Rate Adjustment Schedule for FY 2017-18**

**Attachment 1**

bin size (cu. yd.)    frequency

**C  
o  
m  
m  
e  
r  
c  
i  
a  
l  
  
B  
i  
n  
s**

<b>1.5</b>	<b>1</b>	\$98.38	\$83.27	\$1.67	\$15.11	\$0.30	<b>\$100.34</b>	
	<b>2</b>	\$196.75	\$166.54	\$3.33	\$30.21	\$0.60	<b>\$200.68</b>	
	<b>3</b>	\$295.14	\$249.82	\$5.00	\$45.32	\$0.89	<b>\$301.03</b>	
	<b>4</b>	\$393.53	\$333.10	\$6.66	\$60.43	\$1.19	<b>\$401.38</b>	
	<b>5</b>	\$491.90	\$416.36	\$8.33	\$75.54	\$1.49	<b>\$501.72</b>	
	<b>6</b>	\$590.29	\$499.65	\$9.99	\$90.64	\$1.79	<b>\$602.07</b>	
	<b>2</b>	<b>1</b>	\$108.20	\$88.06	\$1.76	\$20.14	\$0.40	<b>\$110.36</b>
		<b>2</b>	\$216.39	\$176.10	\$3.52	\$40.29	\$0.79	<b>\$220.71</b>
		<b>3</b>	\$324.62	\$264.19	\$5.28	\$60.43	\$1.19	<b>\$331.09</b>
		<b>4</b>	\$432.82	\$352.24	\$7.04	\$80.58	\$1.59	<b>\$441.45</b>
		<b>5</b>	\$541.01	\$440.29	\$8.81	\$100.72	\$1.98	<b>\$551.80</b>
		<b>6</b>	\$649.21	\$528.34	\$10.57	\$120.87	\$2.38	<b>\$662.16</b>
	<b>3</b>	<b>1</b>	\$133.14	\$102.93	\$2.06	\$30.21	\$0.60	<b>\$135.79</b>
		<b>2</b>	\$266.27	\$205.84	\$4.12	\$60.43	\$1.19	<b>\$271.58</b>
		<b>3</b>	\$399.42	\$308.78	\$6.18	\$90.64	\$1.79	<b>\$407.38</b>
		<b>4</b>	\$532.55	\$411.68	\$8.23	\$120.87	\$2.38	<b>\$543.16</b>
		<b>5</b>	\$665.68	\$514.60	\$10.29	\$151.08	\$2.98	<b>\$678.95</b>
		<b>6</b>	\$798.81	\$617.51	\$12.35	\$181.30	\$3.57	<b>\$814.73</b>
	<b>4</b>	<b>1</b>	\$149.27	\$108.98	\$2.18	\$40.29	\$0.79	<b>\$152.24</b>
		<b>2</b>	\$298.58	\$218.00	\$4.36	\$80.58	\$1.59	<b>\$304.53</b>
		<b>3</b>	\$447.85	\$326.98	\$6.54	\$120.87	\$2.38	<b>\$456.77</b>
		<b>4</b>	\$597.13	\$435.97	\$8.72	\$161.16	\$3.17	<b>\$609.02</b>
		<b>5</b>	\$746.39	\$544.95	\$10.90	\$201.44	\$3.97	<b>\$761.26</b>
		<b>6</b>	\$895.70	\$653.97	\$13.08	\$241.73	\$4.76	<b>\$913.54</b>
<b>6</b>	<b>1</b>	\$228.09	\$167.66	\$3.35	\$60.43	\$1.19	<b>\$232.63</b>	
	<b>2</b>	\$403.60	\$282.73	\$5.65	\$120.87	\$2.38	<b>\$411.64</b>	
	<b>3</b>	\$579.09	\$397.79	\$7.96	\$181.30	\$3.57	<b>\$590.62</b>	
	<b>4</b>	\$754.59	\$512.86	\$10.26	\$241.73	\$4.76	<b>\$769.61</b>	
	<b>5</b>	\$930.09	\$627.92	\$12.56	\$302.17	\$5.95	<b>\$948.60</b>	
	<b>6</b>	\$1,105.60	\$743.00	\$14.86	\$362.60	\$7.14	<b>\$1,127.60</b>	

<b>Roll-offs</b>							
<i>Roll-Off Delivery</i>	\$71.21	\$71.21	\$1.42				<b>\$72.63</b>
10 cubic yard	\$607.54	\$235.36	\$4.71	\$372.18	\$7.33		<b>\$619.58</b>
40 cubic yard	\$458.67	\$235.36	\$4.71	\$223.31	\$4.40		<b>\$467.78</b>
Regular Roll-off account	\$211.80	\$211.80	\$4.24				<b>\$216.04</b>
		plus disposal				plus disposal	
<i>Roll-off Redelivery</i>	\$71.21	\$71.21	\$1.42				<b>\$72.63</b>
<b>Temporary bin service</b>	\$0.00						
3 cubic yards	\$123.67	\$116.69	\$2.33	\$6.98	\$0.14		<b>\$126.14</b>
		per load/7 days				per load/7 days	
Commercial Container Delivery	\$38.34	\$38.34	\$0.77				<b>\$39.11</b>
Commercial Container Redelivery	\$38.34	\$38.34	\$0.77				<b>\$39.11</b>
Commercial Container Dump on-site	\$60.25	\$60.25	\$1.21				<b>\$61.46</b>
Residential Container Redelivery	\$27.39	\$27.39	\$0.55				<b>\$27.94</b>
Locking Container	\$10.95	\$10.95	\$0.22				<b>\$11.17</b>
Account Setup Residential & Commercial	\$27.04	\$27.04	\$0.54				<b>\$27.58</b>
Commercial Recycle Bin Contamination	\$72.70	\$72.70	\$1.45				<b>\$74.15</b>
Commercial Bin Overage	\$41.53	\$41.53	\$0.83				<b>\$42.36</b>
<b>Tax Assessment Fee</b>	\$31.50	\$31.50	\$0.63				<b>\$32.13</b>

**Franchise Area 6**

**Rate Adjustment Schedule for FY 2017-18**

Tip Fee Increase 1.97%  
 Fuel Surcharge 0.0%  
 CPI 2.0%

**Area 6**

	Current Total	Current Service	Adjustment to Service	Current Landfill	Adjustment to Landfill	Adjusted Total
<b>Residential Services</b>						
<i>Comprehensive Collection</i>						
Regular	\$22.24	\$17.27	\$0.35	\$4.97	\$0.10	<b>\$22.68</b>
Senior	\$20.14	\$15.17	\$0.30	\$4.97	\$0.10	<b>\$20.54</b>
Hard to Service	\$25.64	\$20.67	\$0.41	\$4.97	\$0.10	<b>\$26.15</b>
Green Waste	\$2.14	\$1.46	\$0.03	\$0.68	\$0.01	<b>\$2.18</b>
<b>Other Residential Services</b>						
Extra trash container	\$8.76	\$3.79	\$0.08	\$4.97	\$0.10	<b>\$8.93</b>
Extra green waste container	\$5.48	\$4.80	\$0.10	\$0.68	\$0.01	<b>\$5.59</b>
Extra recycle container	\$1.64	\$1.64	\$0.03			<b>\$1.67</b>
Bulky Item Collection	\$22.70	\$22.70	\$0.45			<b>\$23.15</b>
Residential clean-up (\$50.00 minimum per below)						
Labor	\$37.82	\$37.82	\$0.76			<b>\$38.58 per man /per hour</b>
Equipment	\$98.35	\$98.35	\$1.97			<b>\$100.32 per hour</b>

**Franchise Area 6**

**Rate Adjustment Schedule for FY 2017-18**

**Commercial Bins**

bin size (cu. yd.) frequency

<b>2</b>	1	\$95.40	\$75.26	\$1.51	\$20.14	\$0.40	<b>\$97.30</b>
Each Additional Day		\$62.40	\$42.26	\$0.85	\$20.14	\$0.40	<b>\$63.64</b>
Each Additional Container		\$95.40	\$75.26	\$1.51	\$20.14	\$0.40	<b>\$97.30</b>
<b>3</b>	1	\$113.17	\$82.96	\$1.66	\$30.21	\$0.60	<b>\$115.42</b>
Each Additional Day		\$88.54	\$58.33	\$1.17	\$30.21	\$0.60	<b>\$90.30</b>
Each Additional Container		\$108.63	\$78.42	\$1.57	\$30.21	\$0.60	<b>\$110.79</b>
<b>4</b>	1	\$144.64	\$104.35	\$2.09	\$40.29	\$0.79	<b>\$147.52</b>
Each Additional Day		\$110.27	\$69.98	\$1.40	\$40.29	\$0.79	<b>\$112.46</b>
Each Additional Container		\$144.64	\$104.35	\$2.09	\$40.29	\$0.79	<b>\$147.52</b>

**Franchise Area 6**

**Rate Adjustment Schedule for FY 2017-18**

**Roll-offs**

New Roll-off Delivery	\$ 71.21	\$71.21	\$1.42			<b>\$72.63</b>
30 Cu. Yd	\$ 285.87	\$285.87	\$5.72			<b>\$291.59</b> per pull plus disposal
40 Cu. Yd	\$ 326.63	\$326.63	\$6.53			<b>\$333.16</b> per pull plus disposal
50 Cu. Yd	\$ 427.75	\$427.75	\$8.56			<b>\$436.31</b> per pull plus disposal
Roll-off Redelivery	\$ 71.21	\$71.21	\$1.42			<b>\$72.63</b>

**Unscheduled Extra Bin Dumps**

	\$ 58.23	\$51.25	\$1.03	\$6.98	\$0.14	<b>\$59.39</b>
--	----------	---------	--------	--------	--------	----------------

**Temporary bin service**

	\$ 71.61	\$64.76	\$1.30	\$6.85	\$0.14	<b>\$73.04</b>
--	----------	---------	--------	--------	--------	----------------

Commercial Container Delivery	\$ 38.34	\$38.34	\$0.77			<b>\$39.11</b>
Commercial Container Redelivery	\$ 38.34	\$38.34	\$0.77			<b>\$39.11</b>
Commercial Container Dump on-site	\$ 60.25	\$60.25	\$1.21			<b>\$61.46</b>
Residential Container Redelivery	\$ 27.39	\$27.39	\$0.55			<b>\$27.94</b>
Locking Container	\$ 10.95	\$10.95	\$0.22			<b>\$11.17</b> per month
Account Setup Residential & Commercial	\$ 27.04	\$27.04	\$0.54			<b>\$27.58</b>
Commercial Recycle Bin Contamination	\$ 72.70	\$72.70	\$1.45			<b>\$74.15</b>
Commercial Bin Overage	\$ 41.53	\$41.53	\$0.83			<b>\$42.36</b>
Tax Assessment Fee	\$ 31.50	\$31.50	\$0.63			<b>\$32.13</b>

**Franchise Area 7**

**Rate Adjustment Schedule for FY 2017-18**

Tip Fee Increase 1.97%  
 Fuel Surcharge 0.0%  
 CPI 2.0%

**Area 7**

	Current Total	Current Service	Adjustment to Service	Current Landfill	Adjustment to Landfill	Adjusted Total
<b>Residential Services</b>						
Regular	\$23.92	\$18.95	\$0.38	\$4.97	\$0.10	<b>\$24.40</b>
Senior	\$21.37	\$16.40	\$0.33	\$4.97	\$0.10	<b>\$21.80</b>
<i>Hard to Service - Recycling Area</i>						
Regular	\$25.75	\$20.78	\$0.42	\$4.97	\$0.10	<b>\$26.26</b>
Senior	\$23.04	\$18.07	\$0.36	\$4.97	\$0.10	<b>\$23.50</b>
<i>Hard to Service - Non- Recycling Area</i>						
Regular	\$22.56	\$17.59	\$0.35	\$4.97	\$0.10	<b>\$23.01</b>
Senior	\$20.34	\$15.37	\$0.31	\$4.97	\$0.10	<b>\$20.75</b>
<i>Special Pick-up (other then regular day)</i>						
Regular	\$12.14	\$7.17	\$0.14	\$4.97	\$0.10	<b>\$12.38</b>
Hard to service	\$22.21	\$17.24	\$0.34	\$4.97	\$0.10	<b>\$22.65</b>
<b>Other Residential Services</b>						
Excess amount (can equivalents)						
30 Gallon	\$2.19	\$2.19	\$0.04			<b>\$2.23</b>
60 Gallon	\$4.39	\$4.39	\$0.09			<b>\$4.48</b>
90 Gallon	\$6.56	\$1.59	\$0.03	\$4.97	\$0.10	<b>\$6.69</b>
Extra Cart 90 Gallon	\$6.44	\$1.47	\$0.03	\$4.97	\$0.10	<b>\$6.57</b>
Green Waste 90 Gallon	\$4.50	\$4.50	\$0.09			<b>\$4.59</b>
Wasted trip	\$5.48	\$5.48	\$0.11			<b>\$5.59</b>
Extra trash container	\$8.76	\$8.76	\$0.18			<b>\$8.94</b>
Extra green waste container	\$5.48	\$5.48	\$0.11			<b>\$5.59</b>
Extra recycle container	\$1.64	\$1.64	\$0.03			<b>\$1.67</b>
Bulky Item Collection	\$23.23	\$23.23	\$0.46			<b>\$23.69</b>
Residential clean-up	\$123.83	\$123.83	\$2.48			<b>\$126.31 per hour</b>

Franchise Area 7

Rate Adjustment Schedule for FY 2017-18

CPI 2.0%

Area 7

Current Total	Current Service	Adjustment to Service	Current Landfill	Adjustment to Landfill	Adjusted Total
---------------	-----------------	-----------------------	------------------	------------------------	----------------

Commercial Services

bin size (cu. yd.) frequency

<b>1.5</b>	1	\$88.33	\$74.33	\$1.49	\$14.00	\$0.28	<b>\$90.09</b>
	2	\$169.62	\$141.63	\$2.83	\$27.99	\$0.55	<b>\$173.00</b>
	3	\$250.91	\$208.93	\$4.18	\$41.98	\$0.83	<b>\$255.92</b>
	4	\$332.21	\$276.23	\$5.52	\$55.98	\$1.10	<b>\$338.84</b>
	5	\$413.50	\$343.52	\$6.87	\$69.98	\$1.38	<b>\$421.75</b>
Additional Container		\$88.33	\$74.33	\$1.49	\$14.00	\$0.28	<b>\$90.09</b>
<b>2</b>	1	\$106.17	\$87.51	\$1.75	\$18.66	\$0.37	<b>\$108.29</b>
	2	\$199.36	\$162.04	\$3.24	\$37.32	\$0.74	<b>\$203.34</b>
	3	\$292.56	\$236.58	\$4.73	\$55.98	\$1.10	<b>\$298.39</b>
	4	\$385.77	\$311.13	\$6.22	\$74.64	\$1.47	<b>\$393.46</b>
	5	\$478.95	\$385.65	\$7.71	\$93.30	\$1.84	<b>\$488.50</b>
Additional Container		\$106.17	\$87.51	\$1.75	\$18.66	\$0.37	<b>\$108.29</b>
<b>3</b>	1	\$133.79	\$105.80	\$2.12	\$27.99	\$0.55	<b>\$136.46</b>
	2	\$249.41	\$193.43	\$3.87	\$55.98	\$1.10	<b>\$254.38</b>
	3	\$365.04	\$281.07	\$5.62	\$83.97	\$1.65	<b>\$372.32</b>
	4	\$480.68	\$368.72	\$7.37	\$111.96	\$2.21	<b>\$490.26</b>
	5	\$596.29	\$456.34	\$9.13	\$139.95	\$2.76	<b>\$608.17</b>
Additional Container		\$133.78	\$105.79	\$2.12	\$27.99	\$0.55	<b>\$136.45</b>

Additional Pick-ups

<b>1.5</b>	On Route	\$31.11	\$27.88	\$0.56	\$3.23	\$0.06	<b>\$31.73</b>
<b>2</b>	On Route	\$35.88	\$31.57	\$0.63	\$4.31	\$0.08	<b>\$36.60</b>
<b>3</b>	On Route	\$39.16	\$32.70	\$0.65	\$6.46	\$0.13	<b>\$39.94</b>
<b>1.5</b>	Special	\$45.72	\$42.49	\$0.85	\$3.23	\$0.06	<b>\$46.63</b>
<b>2</b>	Special	\$51.32	\$47.01	\$0.94	\$4.31	\$0.08	<b>\$52.35</b>
<b>3</b>	Special	\$51.36	\$44.90	\$0.90	\$6.46	\$0.13	<b>\$52.39</b>

Franchise Area 7

Rate Adjustment Schedule for FY 2017-18

CPI 2.0%

**Area 7**

Current Total	Current Service	Adjustment to Service	Current Landfill	Adjustment to Landfill	Adjusted Total
---------------	-----------------	-----------------------	------------------	------------------------	----------------

**Commercial Bins - Hard to Service**

<b>1.5</b>	1	\$191.92	\$177.92	\$3.56	\$14.00	\$0.28	<b>\$195.75</b>
	2	\$385.97	\$357.98	\$7.16	\$27.99	\$0.55	<b>\$393.68</b>
	3	\$575.27	\$533.29	\$10.67	\$41.98	\$0.83	<b>\$586.76</b>
	4	\$764.58	\$708.60	\$14.17	\$55.98	\$1.10	<b>\$779.85</b>
	5	\$953.88	\$883.90	\$17.68	\$69.98	\$1.38	<b>\$972.94</b>
Additional Container		\$191.92	\$177.92	\$3.56	\$14.00	\$0.28	<b>\$195.75</b>
<b>2</b>	1	\$209.57	\$190.91	\$3.82	\$18.66	\$0.37	<b>\$213.76</b>
	2	\$415.13	\$377.81	\$7.56	\$37.32	\$0.74	<b>\$423.42</b>
	3	\$615.96	\$559.98	\$11.20	\$55.98	\$1.10	<b>\$628.26</b>
	4	\$816.80	\$742.16	\$14.84	\$74.64	\$1.47	<b>\$833.11</b>
	5	\$1,017.62	\$924.32	\$18.49	\$93.30	\$1.84	<b>\$1,037.94</b>
Additional Container		\$209.57	\$190.91	\$3.82	\$18.66	\$0.37	<b>\$213.76</b>
<b>3</b>	1	\$239.62	\$211.63	\$4.23	\$27.99	\$0.55	<b>\$244.40</b>
	2	\$468.50	\$412.52	\$8.25	\$55.98	\$1.10	<b>\$477.85</b>
	3	\$692.15	\$608.18	\$12.16	\$83.97	\$1.65	<b>\$705.97</b>
	4	\$915.78	\$803.82	\$16.08	\$111.96	\$2.21	<b>\$934.06</b>
	5	\$1,139.42	\$999.47	\$19.99	\$139.95	\$2.76	<b>\$1,162.17</b>
Additional Container		\$239.62	\$211.63	\$4.23	\$27.99	\$0.55	<b>\$244.40</b>



Franchise Area 7

Rate Adjustment Schedule for FY 2017-18

CPI 2.0%

Area 7

	Current Total	Current Service	Adjustment to Service	Current Landfill	Adjustment to Landfill	Adjusted Total
<b>Commercial Service - Compacted waste</b>						
(Added to above bin rates)						
Compression						
2 :1	\$2.49			\$2.49	\$0.05	<b>\$2.54</b> Per monthly cu yard capacity
3 :1	\$5.00			\$5.00	\$0.10	<b>\$5.10</b> Per monthly cu yard capacity
<b>Roll-offs</b>						
Deposit						
New Roll-off Delivery	\$71.21	\$71.21	\$1.42			<b>\$72.63</b>
15	\$495.20	\$195.20	\$3.90	\$300.00		<b>\$499.10</b> per pull plus disposal
30	\$418.92	\$238.92	\$4.78	\$180.00		<b>\$423.70</b> per pull plus disposal
36	\$470.28	\$470.28	\$9.41			<b>\$479.69</b> per pull plus disposal
Roll-Off Redelivery	\$71.21	\$71.21	\$1.42			<b>\$72.63</b>
Demurage	\$11.94	\$11.94	\$0.24			<b>\$12.18</b> Each day over 7
Stand-by time	\$34.46	\$34.46	\$0.69			<b>\$35.15</b>
Request to move	\$34.46	\$34.46	\$0.69			<b>\$35.15</b>
Sorting Fee (remove trash from yard	\$34.46	\$34.46	\$0.69			<b>\$35.15</b> first 1/2 hour
waste or metal roll-off)	\$68.90	\$68.90	\$1.38			<b>\$70.28</b> each add'l hour
<b>Temporary bin service</b>						
<b>3 Cu. Yd</b>						
One week - one empty	\$65.91	\$58.92	\$1.18	\$6.99	\$0.14	<b>\$67.23</b> bin exchange
Front Loader Pick-up, placed on route	\$162.37	\$132.14	\$2.64	\$30.23	\$0.60	<b>\$165.61</b>
1.5 cu. Yd ( for concrete, sod, dirt stc)						
One week - one empty	\$65.67	\$65.67	\$1.31			<b>\$66.98</b>
Each additional pick-up	\$65.67	\$65.67	\$1.31			<b>\$66.98</b>
Steam-clean Bin	\$32.84	\$32.84	\$0.66			<b>\$33.50</b>
Moving bin to different location	\$29.85	\$29.85	\$0.60			<b>\$30.45</b>
Locking Lids	\$32.84	\$32.84	\$0.66			<b>\$33.50</b> per month
Wasted trip (based on distance)	\$7.30	\$7.30	\$0.15			<b>\$7.45</b> per wasted trip
	\$21.89	\$21.89	\$0.44			<b>\$22.33</b> per wasted trip

**Franchise Area 7**

**Rate Adjustment Schedule for FY 2017-18**

CPI 2.0%

**Area 7**

	Current Total	Current Service	Adjustment to Service	Current Landfill	Adjustment to Landfill	Adjusted Total
Commercial Container Delivery	\$38.34	\$38.34	\$0.77			<b>\$39.11</b>
Commercial Container Redelivery	\$38.34	\$38.34	\$0.77			<b>\$39.11</b>
Commercial Container Dump on-site	\$60.25	\$60.25	\$1.21			<b>\$61.46</b>
Residential Container Redelivery	\$27.39	\$27.39	\$0.55			<b>\$27.94</b>
Locking Container	\$10.95	\$10.95	\$0.22			<b>\$11.17</b> per month
Count Setup Residential & Commercial	\$27.04	\$27.04	\$0.54			<b>\$27.58</b>
Commercial Recycle Bin Contamination	\$72.70	\$72.70	\$1.45			<b>\$74.15</b>
Commercial Bin Overage	\$41.53	\$41.53	\$0.83			<b>\$42.36</b>
Tax Assessment Fee	\$31.50	\$31.50	\$0.63			<b>\$32.13</b>

**Franchise Area 8**

**Rate Adjustment Schedule for FY 2017-18**

Tip Fee Increase 1.97%

Fuel Surcharge 0.0%

CPI 2.0%

**Area 8**

		Current Total	Current Service	Adjustment to Service	Current Transportation	Adjustment to Transportation	Current Landfill	Adjustment to Landfill	Adjusted Total
Commerical Bin	size (cu. yd)								
<b>1.5</b>	1	\$218.40	\$192.56	\$3.85	\$14.52	\$0.29	\$11.31	\$0.22	<b>\$222.76</b>
	2	\$353.32	\$301.62	\$6.03	\$29.07	\$0.58	\$22.63	\$0.45	<b>\$360.38</b>
	3	\$488.23	\$410.69	\$8.21	\$43.60	\$0.87	\$33.94	\$0.67	<b>\$497.98</b>
	4	\$623.15	\$519.76	\$10.40	\$58.14	\$1.16	\$45.26	\$0.89	<b>\$635.60</b>
	5	\$758.08	\$628.84	\$12.58	\$72.67	\$1.45	\$56.57	\$1.11	<b>\$773.23</b>
	6	\$891.90	\$737.86	\$14.76	\$86.16	\$1.72	\$67.89	\$1.34	<b>\$909.72</b>
<b>2</b>	1	\$218.40	\$192.55	\$3.85	\$14.53	\$0.29	\$11.31	\$0.22	<b>\$222.76</b>
	2	\$353.32	\$301.63	\$6.03	\$29.06	\$0.58	\$22.63	\$0.45	<b>\$360.38</b>
	3	\$488.23	\$410.69	\$8.21	\$43.60	\$0.87	\$33.94	\$0.67	<b>\$497.98</b>
	4	\$623.15	\$519.76	\$10.40	\$58.14	\$1.16	\$45.26	\$0.89	<b>\$635.60</b>
	5	\$758.08	\$628.84	\$12.58	\$72.67	\$1.45	\$56.57	\$1.11	<b>\$773.23</b>
	6	\$891.90	\$737.86	\$14.76	\$86.16	\$1.72	\$67.89	\$1.34	<b>\$909.72</b>
<b>3</b>	1	\$238.29	\$199.50	\$3.99	\$21.81	\$0.44	\$16.97	\$0.33	<b>\$243.05</b>
	2	\$416.26	\$338.72	\$6.77	\$43.60	\$0.87	\$33.94	\$0.67	<b>\$424.57</b>
	3	\$594.26	\$477.94	\$9.56	\$65.41	\$1.31	\$50.91	\$1.00	<b>\$606.13</b>
	4	\$772.24	\$617.17	\$12.34	\$87.19	\$1.74	\$67.89	\$1.34	<b>\$787.67</b>
	5	\$950.21	\$756.35	\$15.13	\$109.00	\$2.18	\$84.86	\$1.67	<b>\$969.19</b>
	6	\$1,126.61	\$895.52	\$17.91	\$129.26	\$2.59	\$101.83	\$2.01	<b>\$1,149.11</b>
<b>4</b>	1	\$296.27	\$244.57	\$4.89	\$29.06	\$0.58	\$22.63	\$0.45	<b>\$302.18</b>
	2	\$524.51	\$421.12	\$8.42	\$58.14	\$1.16	\$45.26	\$0.89	<b>\$534.99</b>
	3	\$752.74	\$597.66	\$11.95	\$87.19	\$1.74	\$67.89	\$1.34	<b>\$767.77</b>
	4	\$980.99	\$774.20	\$15.48	\$116.27	\$2.33	\$90.51	\$1.78	<b>\$1,000.58</b>
	5	\$1,209.22	\$950.75	\$19.01	\$145.33	\$2.91	\$113.14	\$2.23	<b>\$1,233.37</b>
	6	\$1,435.35	\$1,127.24	\$22.54	\$172.34	\$3.45	\$135.77	\$2.67	<b>\$1,464.02</b>

**Franchise Area 8**

**Rate Adjustment Schedule for FY 2017-18**

Commerical Bin size (cu.yd)									
<b>6</b>	1	\$366.47	\$288.93	\$5.78	\$43.60	\$0.87	\$33.94	\$0.67	<b>\$373.79</b>
	2	\$657.19	\$502.12	\$10.04	\$87.19	\$1.74	\$67.89	\$1.34	<b>\$670.32</b>
	3	\$947.93	\$715.30	\$14.31	\$130.80	\$2.62	\$101.83	\$2.01	<b>\$966.86</b>
	4	\$1,238.66	\$928.48	\$18.57	\$174.41	\$3.49	\$135.77	\$2.67	<b>\$1,263.39</b>
	5	\$1,529.38	\$1,141.66	\$22.83	\$218.01	\$4.36	\$169.71	\$3.34	<b>\$1,559.91</b>
	6	\$1,816.87	\$1,354.72	\$27.09	\$258.50	\$5.17	\$203.66	\$4.01	<b>\$1,853.15</b>

Compacted Commercial frequency bin size (cu. yd.)									
<b>1.5</b>	1	\$241.02	\$192.55	\$3.85	\$14.53	\$0.29	\$33.94	\$0.67	<b>\$245.83</b>
	2	\$398.57	\$301.62	\$6.03	\$29.06	\$0.58	\$67.89	\$1.34	<b>\$406.52</b>
	3	\$556.10	\$410.68	\$8.21	\$43.60	\$0.87	\$101.83	\$2.01	<b>\$567.19</b>
	4	\$713.68	\$519.77	\$10.40	\$58.14	\$1.16	\$135.77	\$2.67	<b>\$727.91</b>
	5	\$871.21	\$628.83	\$12.58	\$72.67	\$1.45	\$169.71	\$3.34	<b>\$888.59</b>
	6	\$1,027.68	\$737.86	\$14.76	\$86.16	\$1.72	\$203.66	\$4.01	<b>\$1,048.17</b>
<b>2</b>	1	\$241.02	\$192.55	\$3.85	\$14.53	\$0.29	\$33.94	\$0.67	<b>\$245.83</b>
	2	\$398.57	\$301.62	\$6.03	\$29.06	\$0.58	\$67.89	\$1.34	<b>\$406.52</b>
	3	\$556.10	\$410.68	\$8.21	\$43.60	\$0.87	\$101.83	\$2.01	<b>\$567.19</b>
	4	\$713.68	\$519.77	\$10.40	\$58.14	\$1.16	\$135.77	\$2.67	<b>\$727.91</b>
	5	\$871.21	\$628.83	\$12.58	\$72.67	\$1.45	\$169.71	\$3.34	<b>\$888.59</b>
	6	\$1,027.68	\$737.86	\$14.76	\$86.16	\$1.72	\$203.66	\$4.01	<b>\$1,048.17</b>
<b>3</b>	1	\$272.24	\$199.51	\$3.99	\$21.81	\$0.44	\$50.91	\$1.00	<b>\$277.67</b>
	2	\$484.15	\$338.73	\$6.77	\$43.60	\$0.87	\$101.83	\$2.01	<b>\$493.81</b>
	3	\$696.09	\$477.94	\$9.56	\$65.41	\$1.31	\$152.74	\$3.01	<b>\$709.97</b>
	4	\$908.00	\$617.16	\$12.34	\$87.19	\$1.74	\$203.66	\$4.01	<b>\$926.10</b>
	5	\$1,119.95	\$756.38	\$15.13	\$109.00	\$2.18	\$254.57	\$5.02	<b>\$1,142.27</b>
	6	\$1,330.26	\$895.52	\$17.91	\$129.26	\$2.59	\$305.48	\$6.02	<b>\$1,356.77</b>
<b>4</b>	1	\$341.52	\$244.57	\$4.89	\$29.06	\$0.58	\$67.89	\$1.34	<b>\$348.33</b>
	2	\$615.03	\$421.12	\$8.42	\$58.14	\$1.16	\$135.77	\$2.67	<b>\$627.29</b>
	3	\$888.50	\$597.65	\$11.95	\$87.19	\$1.74	\$203.66	\$4.01	<b>\$906.21</b>
	4	\$1,162.02	\$774.21	\$15.48	\$116.27	\$2.33	\$271.54	\$5.35	<b>\$1,185.18</b>
	5	\$1,435.51	\$950.75	\$19.02	\$145.33	\$2.91	\$339.43	\$6.69	<b>\$1,464.12</b>
	6	\$1,706.88	\$1,127.24	\$22.54	\$172.34	\$3.45	\$407.31	\$8.02	<b>\$1,740.90</b>

**Franchise Area 8**

**Rate Adjustment Schedule for FY 2017-18**

**Compacted Commercial** frequency bin size (cu. yd.)

<b>6</b>	1	\$434.35	\$288.93	\$5.78	\$43.60	\$0.87	\$101.83	\$2.01	<b>\$443.01</b>
	2	\$792.95	\$502.11	\$10.04	\$87.19	\$1.74	\$203.66	\$4.01	<b>\$808.75</b>
	3	\$1,151.57	\$715.29	\$14.31	\$130.80	\$2.62	\$305.48	\$6.02	<b>\$1,174.51</b>
	4	\$1,510.21	\$928.48	\$18.57	\$174.41	\$3.49	\$407.31	\$8.02	<b>\$1,540.29</b>
	5	\$1,868.80	\$1,141.65	\$22.83	\$218.01	\$4.36	\$509.14	\$10.03	<b>\$1,906.02</b>
	6	\$2,224.19	\$1,354.72	\$27.09	\$258.50	\$5.17	\$610.97	\$12.04	<b>\$2,268.49</b>

**Other Services**

**Punchcard**

per month	\$1,071.14	\$326.54	\$6.53	\$744.60	\$14.67	<b>\$1,092.34</b>
Commercial Can Service per bin	\$39.60	\$38.48	\$0.77	\$1.12	\$0.02	<b>\$40.39</b>
Restart Fee per bin	\$23.02	\$23.02	\$0.46			<b>\$23.48</b>
Overage Fee per bin	\$46.04	\$46.04	\$0.92			<b>\$46.96</b>
Extra Empty Fee	\$76.74	\$76.74	\$1.53			<b>\$78.27</b>
Redelivery and Restart 1 to 2 miles	\$115.12	\$115.12	\$2.30			<b>\$117.42</b>
Hard to Service 2-4 miles	\$23.02	\$23.02	\$0.46			<b>\$23.48</b>
per month relocation Fee	\$46.04	\$46.04	\$0.92			<b>\$46.96</b>
Bin Exchange Fee	\$115.12	\$115.12	\$2.30			<b>\$117.42</b>
Haul or Call Fee	\$49.30	\$49.30	\$0.99			<b>\$50.28</b>
Tire Haul Charge	\$27.39	\$27.39	\$0.55			<b>\$27.94</b>
	\$383.43	\$383.43	\$7.67			<b>\$391.10</b>
Roll-off Rates:and 40 Cubic Yard Bins						
per month	\$592.70	\$592.70	\$11.85			<b>\$604.55</b>
Delinquent Fee						<b>0.0%</b>
<b>Electronic Waste Disposal</b>						<b>\$0.00</b>
<b>Construction &amp; Demo Disposal</b>	\$61.63	\$61.63	\$1.23			<b>\$62.86</b>
Pickup Truck load at collection center						
<b>Construction &amp; Demo Disposal</b>	\$123.26	\$123.26	\$2.47			<b>\$125.72</b>
P/up Truck & trailer at collection center						

**Franchise Area 9**

**Rate Adjustment Schedule for FY 2017-18**

Tip Fee Increase 1.97%  
 Fuel Surcharge 0.0%  
 CPI 2.0%

**Area 9**

	Current Total	Current Service	Adjustment to Service	Current Landfill	Adjustment to Landfill	Adjusted Total
<b>Residential Services</b>						
Regular	\$20.97	\$16.10	\$0.32	\$4.87	\$0.10	<b>\$21.39</b>
Senior	\$18.91	\$14.04	\$0.28	\$4.87	\$0.10	<b>\$19.29</b>
<i>Hard to Service - Non- Recycling Area</i>						
Regular	\$21.77	\$16.90	\$0.34	\$4.87	\$0.10	<b>\$22.20</b>
Senior	\$19.38	\$14.51	\$0.29	\$4.87	\$0.10	<b>\$19.77</b>
<i>Disabled</i>						
Walk in service	\$22.96	\$18.09	\$0.36	\$4.87	\$0.10	<b>\$23.42</b>
Drive-in service	\$24.55	\$19.68	\$0.39	\$4.87	\$0.10	<b>\$25.04</b>
<b>Other Residential Services</b>						
<i>Exceeds rate ( Over 3 cans or Bags)</i>						
Per 32 gallon can or equivalent in Bags	\$1.16	\$1.16	\$0.02			<b>\$1.18</b>
Bindled branches 2x4 - per bundle	\$0.78	\$0.78	\$0.02			<b>\$0.80</b>
Extra trash container	\$8.76	\$3.89	\$0.08	\$4.87	\$0.10	<b>\$8.93</b>
Extra green waste container	\$5.48	\$5.48	\$0.11			<b>\$5.59</b>
Extra recycle container	\$1.64	\$1.64	\$0.03			<b>\$1.67</b>
Bulky Item Collection	\$23.22	\$23.22	\$0.46			<b>\$23.68</b>
Residential clean-up	\$123.83	\$123.83	\$2.48			<b>\$126.31 per hour</b>
<i>Special Pick-up other then regular day</i>						
Regular	\$12.38	\$12.38	\$0.25			<b>\$12.63</b>
Hard to service	\$23.22	\$23.22	\$0.46			<b>\$23.68</b>
Wasted Trip	\$5.19	\$5.19	\$0.10			<b>\$5.29</b>

**Franchise Area 9**

**Rate Adjustment Schedule for FY 2017-18**

**Commercial Services**

bin size (cu. yd.) frequency

<b>1.5</b>	1	\$79.81	\$64.98	\$1.30	\$14.83	\$0.29	<b>\$81.40</b>
	2	\$159.62	\$129.98	\$2.60	\$29.64	\$0.58	<b>\$162.80</b>
	3	\$239.43	\$194.97	\$3.90	\$44.46	\$0.88	<b>\$244.21</b>
	4	\$319.24	\$259.95	\$5.20	\$59.29	\$1.17	<b>\$325.61</b>
	5	\$399.05	\$324.94	\$6.50	\$74.11	\$1.46	<b>\$407.01</b>
Additional Container		\$79.81	\$64.98	\$1.30	\$14.83	\$0.29	<b>\$81.40</b>
<b>3</b>	1	\$122.58	\$92.94	\$1.86	\$29.64	\$0.58	<b>\$125.02</b>
	2	\$221.07	\$161.78	\$3.24	\$59.29	\$1.17	<b>\$225.47</b>
	3	\$319.57	\$230.64	\$4.61	\$88.93	\$1.75	<b>\$325.93</b>
	4	\$418.06	\$299.48	\$5.99	\$118.58	\$2.34	<b>\$426.39</b>
	5	\$516.56	\$368.34	\$7.37	\$148.22	\$2.92	<b>\$526.85</b>
Additional Container		\$122.58	\$92.94	\$1.86	\$29.64	\$0.58	<b>\$125.02</b>
<b>4</b>	1	\$160.39	\$120.86	\$2.42	\$39.53	\$0.78	<b>\$163.59</b>
	2	\$285.81	\$206.76	\$4.14	\$79.05	\$1.56	<b>\$291.50</b>
	3	\$411.23	\$292.65	\$5.85	\$118.58	\$2.34	<b>\$419.42</b>
	4	\$536.65	\$378.55	\$7.57	\$158.10	\$3.11	<b>\$547.34</b>
	5	\$662.06	\$464.43	\$9.29	\$197.63	\$3.89	<b>\$675.24</b>
Additional Container		\$160.39	\$120.86	\$2.42	\$39.53	\$0.78	<b>\$163.59</b>

**Additional Pick-ups**

<b>1.5 cu yd</b>	On Route	\$31.35	\$27.93	\$0.56	\$3.42	\$0.07	<b>\$31.98</b>
<b>3 cu yd</b>	On Route	\$50.53	\$43.69	\$0.87	\$6.84	\$0.13	<b>\$51.54</b>
<b>3 (compacted)</b>	On Route	\$41.15	\$30.88	\$0.62	\$10.27	\$0.20	<b>\$41.97</b>
<b>4 cu yd</b>	On Route	\$41.06	\$27.37	\$0.55	\$13.69	\$0.27	<b>\$41.88</b>
<b>1.5 cu yd</b>	Special	\$44.41	\$27.29	\$0.55	\$17.12	\$0.34	<b>\$45.29</b>
<b>3 cu yd</b>	Special	\$51.76	\$48.34	\$0.97	\$3.42	\$0.07	<b>\$52.79</b>
<b>3 (compacted)</b>	Special	\$57.59	\$50.75	\$1.01	\$6.84	\$0.13	<b>\$58.74</b>
<b>4 cu yd</b>	Special	\$54.21	\$40.52	\$0.81	\$13.69	\$0.27	<b>\$55.29</b>

**Franchise Area 9**

**Rate Adjustment Schedule for FY 2017-18**

**Commercial Service - Compacted waste**

(Added to above bin rates)

Compression

2 :1	\$2.49			\$2.49	\$0.05	<b>\$2.54</b> Per monthly cu yard capacity
3 :1	\$5.00			\$5.00	\$0.10	<b>\$5.10</b> Per monthly cu yard capacity

\$0.00

**Roll-offs** \$0.00

**Roll-off Delivery** \$71.21 \$71.21 \$1.42 **\$72.63**

15 \$519.76 \$201.14 \$4.02 \$318.62 \$6.28 **\$530.06** per pull plus disposal

30 \$584.94 \$266.32 \$5.33 \$318.62 \$6.28 **\$596.54** per pull plus disposal

36 \$616.70 \$298.08 \$5.96 \$318.62 \$6.28 **\$628.94** per pull plus disposal

**Roll-off Redelivery** \$71.21 \$71.21 \$1.42 **\$72.63**

Demurage \$12.38 \$12.38 \$0.25 **\$12.63** Each day over 7

Stand-by time \$36.48 \$36.48 \$0.73 **\$37.21**

Request to move \$36.48 \$36.48 \$0.73 **\$37.21**

Sorting Fee (remove trash from yard \$36.48 \$36.48 \$0.73 **\$37.21** first 1/2 hour

waste or metal roll-off) \$72.95 \$72.95 \$1.46 **\$74.41** each add'l hour



**Franchise Area 9**

**Rate Adjustment Schedule for FY 2017-18**

<b>Temporary bin service</b>	\$0.00						
<b>3 Cu. Yd</b>	\$0.00						
One week - one empty	\$65.59	\$62.17	\$1.24	\$3.42	\$0.07	<b>\$66.90</b>	Total 1 empty
Each additional pick-up	\$50.11	\$46.69	\$0.93	\$3.42	\$0.07	<b>\$51.11</b>	
Front Loader Pick-up, placed on route	\$187.32	\$157.68	\$3.15	\$29.64	\$0.58	<b>\$191.06</b>	
1.5 cu. Yd ( for concrete, sod, dirt stc)	\$0.00						
One week - one empty	\$66.56	\$66.56	\$1.33			<b>\$67.89</b>	
Each additional pick-up	\$61.91	\$61.91	\$1.24			<b>\$63.15</b>	
Steam-clean Bin	\$34.06	\$34.06	\$0.68			<b>\$34.74</b>	
Moving bin to different location	\$30.96	\$30.96	\$0.62			<b>\$31.58</b>	
Wasted trip	\$7.57	\$7.57	\$0.15			<b>\$7.72</b>	per wasted trip
Commercial Container Delivery	\$38.34	\$38.34	\$0.77			<b>\$39.11</b>	
Commercial Container Redelivery	\$38.34	\$38.34	\$0.77			<b>\$39.11</b>	
Commercial Container Dump on-site	\$60.25	\$60.25	\$1.21			<b>\$61.46</b>	
Residential Container Redelivery	\$27.39	\$27.39	\$0.55			<b>\$27.94</b>	
Locking container	\$10.95	\$10.95	\$0.22			<b>\$11.17</b>	per month
Mount Setup Residential & Commercial	\$27.04	\$27.04	\$0.54			<b>\$27.58</b>	
Commercial Recycle Bin Contamination	\$72.70	\$72.70	\$1.45			<b>\$74.15</b>	
Commercial Bin Overage	\$41.53	\$41.53	\$0.83			<b>\$42.36</b>	
Tax Assessment Fee	\$31.50	\$31.50	\$0.63			<b>\$32.13</b>	

**Franchise Area 10**

**Rate Adjustment Schedule for FY 2017-18**

Tip Fee Increase 1.97%

CPI 2.0%

**Area 10**

	Current Total	Current Service	Adjustment to Service	Current Landfill	Adjustment to Landfill	Adjusted Total
<b>Residential Services</b>						
<i>Non- Comprehensive Collection</i>						
Regular	\$23.95	\$18.33	\$0.37	\$5.62	\$0.11	<b>\$24.43</b>
Low Volume	\$20.13	\$18.33	\$0.37	\$1.80	\$0.04	<b>\$20.53</b>
<i>Comprehensive Collection</i>						
Regular	\$22.09	\$16.47	\$0.33	\$5.62	\$0.11	<b>\$22.53</b>
Low Volume	\$18.69	\$16.89	\$0.34	\$1.80	\$0.04	<b>\$19.06</b>
<b>Other Residential Services</b>						
Green Waste	\$3.47	\$2.67	\$0.05	\$0.80		<b>\$3.52</b>
Automated	\$4.30	\$4.30	\$0.09			<b>\$4.39</b>
Reinstatement Fee	\$38.34	\$38.34	\$0.77			<b>\$39.11</b>
Bulky Item Collection	\$22.02	\$22.02	\$0.44			<b>\$22.46</b>
Delinquent fees	1.5% times rate					1.5% times rate
<b>Residential clean-up (\$50.00 minimum per below)</b>						
2 men with truck	\$58.71	\$58.71	\$1.17			<b>\$59.88 per hour</b>
additional laborer	\$22.02	\$22.02	\$0.44			<b>\$22.46 per hour</b>
equipment operator	\$29.38	\$29.38	\$0.59			<b>\$29.97 per hour</b>

**Franchise Area 10**

**Rate Adjustment Schedule for FY 2017-18**

**Commercial services**

(Both Comprehensive and Non-comprehensive)

bin size (cu. yd.) frequency

<b>2</b>	1	\$100.13	\$72.13	\$1.44	\$28.00	\$0.55	<b>\$102.12</b>
	2	\$200.27	\$144.28	\$2.89	\$55.99	\$1.10	<b>\$204.26</b>
	3	\$300.40	\$216.40	\$4.33	\$84.00	\$1.65	<b>\$306.38</b>
	4	\$400.56	\$288.57	\$5.77	\$111.99	\$2.21	<b>\$408.54</b>
	5	\$500.70	\$360.58	\$7.21	\$140.12	\$2.76	<b>\$510.67</b>
	6	\$600.82	\$432.84	\$8.66	\$167.98	\$3.31	<b>\$612.79</b>
<b>3</b>	1	\$130.66	\$88.27	\$1.77	\$42.39	\$0.84	<b>\$133.26</b>
	2	\$261.33	\$176.54	\$3.53	\$84.79	\$1.67	<b>\$266.53</b>
	3	\$391.98	\$264.78	\$5.30	\$127.20	\$2.51	<b>\$399.78</b>
	4	\$522.64	\$353.05	\$7.06	\$169.59	\$3.34	<b>\$533.04</b>
	5	\$653.32	\$441.33	\$8.83	\$211.99	\$4.18	<b>\$666.32</b>
	6	\$783.99	\$529.61	\$10.59	\$254.38	\$5.01	<b>\$799.59</b>
<b>4</b>	1	\$163.72	\$109.07	\$2.18	\$54.65	\$1.08	<b>\$166.98</b>
	2	\$327.42	\$218.14	\$4.36	\$109.28	\$2.15	<b>\$333.94</b>
	3	\$491.14	\$327.21	\$6.54	\$163.93	\$3.23	<b>\$500.91</b>
	4	\$654.83	\$436.25	\$8.72	\$218.58	\$4.31	<b>\$667.86</b>
	5	\$818.55	\$545.33	\$10.91	\$273.22	\$5.38	<b>\$834.84</b>
	6	\$982.25	\$654.38	\$13.09	\$327.87	\$6.46	<b>\$1,001.80</b>
<b>6</b>	1	\$246.00	\$164.05	\$3.28	\$81.95	\$1.61	<b>\$250.90</b>
	2	\$492.02	\$328.12	\$6.56	\$163.90	\$3.23	<b>\$501.81</b>
	3	\$738.38	\$486.95	\$9.74	\$251.43	\$4.95	<b>\$753.07</b>
	4	\$984.03	\$656.22	\$13.12	\$327.81	\$6.46	<b>\$1,003.61</b>
	5	\$1,230.04	\$820.28	\$16.41	\$409.76	\$8.07	<b>\$1,254.52</b>
	6	\$1,476.04	\$984.33	\$19.69	\$491.71	\$9.69	<b>\$1,505.41</b>

**Franchise Area 10**

**Rate Adjustment Schedule for FY 2017-18**

Bin delivery	\$44.04	\$44.04	\$0.88			<b>\$44.92</b>
Commercial Can	\$23.94	\$18.45	\$0.37	\$5.49	\$0.11	<b>\$24.42</b>
Comprehensive Commercial Can	\$22.09	\$16.60	\$0.33	\$5.49	\$0.11	<b>\$22.53</b>
<b>Roll-offs.</b>						
13	\$109.07	\$109.07	\$2.18			<b>\$111.25</b> Plus landfill at cost
20	\$260.52	\$109.21	\$2.18	\$151.31	\$2.98	<b>\$265.69</b>
30	\$378.21	\$151.30	\$3.03	\$226.91	\$4.47	<b>\$385.71</b>
40	\$483.50	\$180.96	\$3.62	\$302.54	\$5.96	<b>\$493.08</b>
<b>Construction roll-offs</b>						
13	\$109.07	\$109.07	\$2.18			<b>\$111.25</b> Plus landfill at cost
20	\$260.53	\$109.08	\$2.18	\$151.45	\$2.98	<b>\$265.70</b>
30	\$378.12	\$151.00	\$3.02	\$227.12	\$4.47	<b>\$385.61</b>
40	\$483.51	\$180.70	\$3.61	\$302.81	\$5.97	<b>\$493.09</b>

**Franchise Area 12**

**Rate Adjustment Schedule for FY 2017-18**

Tip Fee Increase 1.97%

CPI 2.0%

**Area 12**

	Current Total	Current Service	Adjustment to Service	Current Landfill	Adjustment to Landfill	Adjusted Total
<b>Residential Services</b>						
Thousand Palms	\$ 18.28	\$12.68	\$0.25	\$5.60	\$0.11	<b>\$18.64</b>
Bermuda Dunes	\$ 19.25	\$13.65		\$5.60	\$0.11	<b>\$19.36</b>
Extra Container	\$ 4.93	\$3.18	\$0.06	\$1.75	\$0.03	<b>\$5.03</b>
Green Waste	\$ 4.09	\$3.03	\$0.06	\$1.06	\$0.02	<b>\$4.17</b>
<i>Comprehensive</i>						
Thousand Palms	\$ 16.92	\$11.32	\$0.23	\$5.60	\$0.11	<b>\$17.26</b>
Bermuda Dunes	\$ 18.12	\$12.52		\$5.60	\$0.11	<b>\$18.23</b>
Extra Container	\$ 4.93	\$3.18	\$0.06	\$1.75	\$0.03	<b>\$5.03</b>
Green Waste	\$ 4.09	\$3.03	\$0.06	\$1.06	\$0.02	<b>\$4.17</b>
<b>Residential Services</b>						
<i>Non- Comprehensive Collection</i>						
Regular	\$ 24.20	\$18.45	\$0.37	\$5.75	\$0.11	<b>\$24.68</b>
Hard to Service	\$ 32.57	\$26.82	\$0.54	\$5.75	\$0.11	<b>\$33.22</b>
<i>Comprehensive Collection</i>						
Regular	\$ 22.15	\$16.40	\$0.33	\$5.75	\$0.11	<b>\$22.59</b>
Hard to Service	\$ 28.99	\$23.24	\$0.46	\$5.75	\$0.11	<b>\$29.57</b>
<b>Other Residential Services</b>						
Extra Recycling Basket	\$ 8.03	\$8.03	\$0.16			<b>\$8.19</b> per month
Scout Service	times residential rate			<b>1.5</b>	times residential rate	
Bulky Item Collection	\$ 22.48	\$22.48	\$0.45			<b>\$22.93</b> per item

**Franchise Area 12**

**Rate Adjustment Schedule for FY 2017-18**

CFC Removal Fee	\$ 37.47	\$37.47	\$0.75	<b>\$38.22</b>
Back Yard/Side Yard Collection	\$ 14.98	\$14.98	\$0.30	<b>\$15.28</b> per month
Cart deposit	\$ 14.98	\$14.98	\$0.30	<b>\$15.28</b> per month
Reinstatement Fee	\$ 22.48	\$22.48	\$0.45	<b>\$22.93</b>
Residential clean-up	\$ 89.81	\$89.81	\$1.80	<b>\$91.61</b> per hour
Electronic Waste Collection	\$ 33.46	\$33.46	\$0.67	<b>\$34.13</b>

**Comprehensive Commercial Services- Thousand Palms**

bin size (cu. yd.) frequency

<b>2</b>	1	\$ 79.56	\$55.32	\$1.11	\$24.24	\$0.48	<b>\$81.14</b>
	2	\$ 148.29	\$99.81	\$2.00	\$48.48	\$0.96	<b>\$151.24</b>
	3	\$ 217.43	\$144.71	\$2.89	\$72.72	\$1.43	<b>\$221.76</b>
	4	\$ 286.95	\$189.36	\$3.79	\$97.59	\$1.92	<b>\$292.66</b>
	5	\$ 354.10	\$232.91	\$4.66	\$121.19	\$2.39	<b>\$361.15</b>
	6	\$ 415.74	\$270.32	\$5.41	\$145.42	\$2.86	<b>\$424.01</b>
<b>3</b>	1	\$ 122.99	\$86.63	\$1.73	\$36.36	\$0.72	<b>\$125.44</b>
	2	\$ 222.73	\$150.01	\$3.00	\$72.72	\$1.43	<b>\$227.16</b>
	3	\$ 300.90	\$191.83	\$3.84	\$109.07	\$2.15	<b>\$306.89</b>
	4	\$ 396.48	\$251.06	\$5.02	\$145.42	\$2.86	<b>\$404.37</b>
	5	\$ 492.07	\$310.27	\$6.21	\$181.80	\$3.58	<b>\$501.86</b>
	6	\$ 587.64	\$369.48	\$7.39	\$218.16	\$4.30	<b>\$599.33</b>
<b>4</b>	1	\$ 158.03	\$109.55	\$2.19	\$48.48	\$0.96	<b>\$161.18</b>
	2	\$ 283.71	\$186.76	\$3.74	\$96.95	\$1.91	<b>\$289.36</b>
	3	\$ 372.45	\$227.03	\$4.54	\$145.42	\$2.86	<b>\$379.86</b>
	4	\$ 491.04	\$297.12	\$5.94	\$193.92	\$3.82	<b>\$500.80</b>
	5	\$ 609.73	\$367.33	\$7.35	\$242.40	\$4.78	<b>\$621.85</b>
	6	\$ 728.41	\$437.55	\$8.75	\$290.86	\$5.73	<b>\$742.89</b>
<b>6</b>	1	\$ 255.47	\$182.75	\$3.66	\$72.72	\$1.43	<b>\$260.56</b>
	2	\$ 450.00	\$304.58	\$6.09	\$145.42	\$2.86	<b>\$458.96</b>

Franchise Area 12

Rate Adjustment Schedule for FY 2017-18

	3	\$ 646.47	\$428.31	\$8.57	\$218.16	\$4.30	\$659.33
	4	\$ 814.38	\$523.52	\$10.47	\$290.86	\$5.73	\$830.58
	5	\$ 980.42	\$616.84	\$12.34	\$363.58	\$7.16	\$999.92
	6	\$1,146.38	\$710.09	\$14.20	\$436.29	\$8.59	\$1,169.18
<b>Commercial Services</b>		\$ -	<b>Bermuda Dunes</b>		\$0.00		
bin size (cu. yd.) frequency		\$ -			\$0.00		
<b>2</b>	1	\$ 82.99	\$58.75	\$1.18	\$24.24	\$0.48	\$84.64
	2	\$ 154.68	\$106.20	\$2.12	\$48.48	\$0.96	\$157.76
	3	\$ 226.79	\$154.07	\$3.08	\$72.72	\$1.43	\$231.30
	4	\$ 298.62	\$201.67	\$4.03	\$96.95	\$1.91	\$304.56
	5	\$ 369.34	\$248.15	\$4.96	\$121.19	\$2.39	\$376.69
	6	\$ 433.62	\$288.20	\$5.76	\$145.42	\$2.86	\$442.25
<b>3</b>	1	\$ 128.32	\$91.96	\$1.84	\$36.36	\$0.72	\$130.88
	2	\$ 232.34	\$159.62	\$3.19	\$72.72	\$1.43	\$236.96
	3	\$ 313.80	\$204.73	\$4.09	\$109.07	\$2.15	\$320.04
	4	\$ 413.48	\$268.06	\$5.36	\$145.42	\$2.86	\$421.71
	5	\$ 513.15	\$331.35	\$6.63	\$181.80	\$3.58	\$523.36
	6	\$ 612.81	\$394.65	\$7.89	\$218.16	\$4.30	\$625.00
<b>4</b>	1	\$ 164.86	\$116.38	\$2.33	\$48.48	\$0.96	\$168.14
	2	\$ 295.93	\$198.98	\$3.98	\$96.95	\$1.91	\$301.82
	3	\$ 388.38	\$242.96	\$4.86	\$145.42	\$2.86	\$396.10
	4	\$ 512.03	\$318.11	\$6.36	\$193.92	\$3.82	\$522.21
	5	\$ 635.76	\$393.36	\$7.87	\$242.40	\$4.78	\$648.40
	6	\$ 759.49	\$468.63	\$9.37	\$290.86	\$5.73	\$774.59
<b>6</b>	1	\$ 267.78	\$193.83	\$3.88	\$73.95	\$1.46	\$273.11
	2	\$ 469.41	\$323.99	\$6.48	\$145.42	\$2.86	\$478.75
	3	\$ 674.30	\$456.14	\$9.12	\$218.16	\$4.30	\$687.72
	4	\$ 849.34	\$558.48	\$11.17	\$290.86	\$5.73	\$866.24
	5	\$1,022.42	\$658.84	\$13.18	\$363.58	\$7.16	\$1,042.76
	6	\$1,195.44	\$759.15	\$15.18	\$436.29	\$8.59	\$1,219.22

**Franchise Area 12**

**Rate Adjustment Schedule for FY 2017-18**

**Commercial Services**

**Other Areas**

bin size (cu. yd.) frequency

<b>2</b>	1	\$ 82.99	\$58.75	\$1.18	\$24.24	\$0.48	<b>\$84.64</b>
	2	\$ 154.68	\$106.20	\$2.12	\$48.48	\$0.96	<b>\$157.76</b>
	3	\$ 226.79	\$154.07	\$3.08	\$72.72	\$1.43	<b>\$231.30</b>
	4	\$ 298.62	\$201.67	\$4.03	\$96.95	\$1.91	<b>\$304.56</b>
	5	\$ 369.34	\$248.15	\$4.96	\$121.19	\$2.39	<b>\$376.69</b>
	6	\$ 433.62	\$288.20	\$5.76	\$145.42	\$2.86	<b>\$442.25</b>
<b>3</b>	1	\$ 128.32	\$91.96	\$1.84	\$36.36	\$0.72	<b>\$130.88</b>
	2	\$ 232.34	\$159.62	\$3.19	\$72.72	\$1.43	<b>\$236.96</b>
	3	\$ 313.80	\$204.73	\$4.09	\$109.07	\$2.15	<b>\$320.04</b>
	4	\$ 413.48	\$268.06	\$5.36	\$145.42	\$2.86	<b>\$421.71</b>
	5	\$ 513.15	\$331.35	\$6.63	\$181.80	\$3.58	<b>\$523.36</b>
	6	\$ 612.81	\$394.65	\$7.89	\$218.16	\$4.30	<b>\$625.00</b>
<b>4</b>	1	\$ 164.86	\$116.38	\$2.33	\$48.48	\$0.96	<b>\$168.14</b>
	2	\$ 295.93	\$198.98	\$3.98	\$96.95	\$1.91	<b>\$301.82</b>
	3	\$ 388.38	\$242.96	\$4.86	\$145.42	\$2.86	<b>\$396.10</b>
	4	\$ 512.03	\$318.11	\$6.36	\$193.92	\$3.82	<b>\$522.21</b>
	5	\$ 635.76	\$393.36	\$7.87	\$242.40	\$4.78	<b>\$648.40</b>
	6	\$ 759.49	\$468.63	\$9.37	\$290.86	\$5.73	<b>\$774.59</b>
<b>6</b>	1	\$ 267.78	\$193.83	\$3.88	\$73.95	\$1.46	<b>\$273.11</b>
	2	\$ 469.41	\$323.99	\$6.48	\$145.42	\$2.86	<b>\$478.75</b>
	3	\$ 674.30	\$456.14	\$9.12	\$218.16	\$4.30	<b>\$687.72</b>
	4	\$ 849.34	\$558.48	\$11.17	\$290.86	\$5.73	<b>\$866.24</b>
	5	\$1,022.42	\$658.84	\$13.18	\$363.58	\$7.16	<b>\$1,042.76</b>
	6	\$1,195.44	\$759.15	\$15.18	\$436.29	\$8.59	<b>\$1,219.22</b>

**Thousand Palms and Bermuda Dunes**

**Roll-offs**

size

20 \$ 211.27 \$211.27 \$4.23

**\$215.50** per pull plus dispos:



**Franchise Area 12**

**Rate Adjustment Schedule for FY 2017-18**

30	\$	211.27	\$211.27	\$4.23	<b>\$215.50</b> per pull plus dispos:
40	\$	273.05	\$273.05	\$5.46	<b>\$278.51</b> per pull plus dispos:
Roll-Off Compactor	\$	305.29	\$305.29	\$6.11	<b>\$311.40</b> per pull plus dispos:

**Roll-offs other Areas**

10 to 40 cubic yard	\$	258.39	\$258.39	\$5.17	<b>\$263.56</b> per pull plus dispos:
Roll off compactor:	\$	288.78	\$288.78	\$5.78	<b>\$294.56</b> per pull plus dispos:

**Additional Roll off fees**

Delivery	\$	74.95	\$ 74.95	\$1.50	<b>\$76.45</b>
Extra Trip	\$	74.95	\$ 74.95	\$1.50	<b>\$76.45</b>
Relocation	\$	74.95	\$ 74.95	\$1.50	<b>\$76.45</b>

**Other Commercial Services**

Overloaded Bin Fee	\$	21.99	\$ 21.99	\$0.44	<b>\$22.43</b> per month
--------------------	----	-------	----------	--------	--------------------------

**Unscheduled extra bin dumps**

While on site	\$	50.99	\$ 50.99	\$1.02	<b>\$52.01</b>
Extra trip	\$	72.96	\$ 72.96	\$1.46	<b>\$74.42</b>
Bin Steam Cleaning	\$	35.00	\$ 35.00	\$0.00	<b>\$35.00</b>
Extra Pickup Compactors	\$	91.45	\$ 91.45	\$1.83	<b>\$93.28</b>

**Pull-out service**

0-25 ft				\$0.00	<b>\$0.00</b>
26-50 ft	\$	11.15	\$ 11.15	\$0.22	<b>\$11.37</b> per month
51-75 ft	\$	16.73	\$ 16.73	\$0.33	<b>\$17.06</b> per month
76-100 ft	\$	22.31	\$ 22.31	\$0.45	<b>\$22.76</b> per month

**Commercial and Industrial Bulky Item Service**

first item	\$	36.63	\$ 36.63	\$0.73	<b>\$37.36</b>
second and third item	\$	21.98	\$ 21.98	\$0.44	<b>\$22.42</b>

**Temporary bin service**

**Franchise Area 12**

**Rate Adjustment Schedule for FY 2017-18**

3 yd, 3 days, 1 empty	\$ 110.88	\$110.88	\$2.22	<b>\$113.10</b>
3 yd extra empty	\$ 109.86	\$109.86	\$2.20	<b>\$112.06</b>
4 yd, 30 days, 3 dumps	\$ 295.73	\$295.73	\$5.91	<b>\$301.64</b> plus removal
4 yard, extra empty	\$ 109.80	\$109.80	\$2.20	<b>\$112.00</b>
Bin Exchange	\$ 87.45	\$87.45	\$1.75	<b>\$89.20</b>
Lost or Stolen Bin	\$ 741.06	\$741.06	\$14.82	<b>\$755.88</b>
Burned Bin	\$ 414.99	\$414.99	\$8.30	<b>\$423.29</b>
Bin or cart repair				<b>actual cost</b>
Locking Bin/lids	\$ 14.84	14.84	\$0.30	<b>\$15.14</b> per month
Re-Start fee, Bin on site	\$ 22.24	22.24	\$0.44	<b>\$22.68</b>
Re-start fee, Plus bin delivery	\$ 111.15	111.15	\$2.22	<b>\$113.37</b>
Rolloff Rental w/o weekly service	\$ 27.37	27.37	\$0.55	<b>\$27.92</b>
Delinquent/Late Fee				<b>1.5% per month</b>

**Franchise Area 13**

**Rate Adjustment Schedule for FY 2017-18**

Tip Fee Increase 1.97%

CPI 2.0%

**Area 13**

	Desert Center Adjustment 4.85%	Current Total	Current Service	Adjustment to Service	Current Landfill	Adjustment to Landfill	Adjusted Total
<b>Residential Services</b>							
<b>Comprehensive Collection</b>							
	Regular	\$33.57	\$28.42	\$0.57	\$5.15	\$0.10	<b>\$34.24</b>
	Senior	\$30.74	\$25.59	\$0.51	\$5.15	\$0.10	<b>\$31.35</b>
<b>Hard to Service</b>							
	Regular	\$36.16	\$31.01	\$0.62	\$5.15	\$0.10	<b>\$36.88</b>
	Senior	\$33.34	\$28.19	\$0.56	\$5.15	\$0.10	<b>\$34.01</b>
<b>Desert Center (See below)</b>							
	Regular	\$24.20	\$19.05	\$1.31	\$5.15	\$0.10	<b>\$25.61</b>
<b>Ripley/ Mesa Comprehensive</b>							
	Regular	\$23.62	\$18.47	\$0.37	\$5.15	\$0.10	<b>\$24.09</b>

Note: All residential Rates for the Desert Center area were subsidized by the County with the agreement ending July 1, 2012. These rates will be adjusted by an additional factor of 4.85% for the next seven years. Refer to Board of Supervisor's Agenda item 3.7 on April 24, 2012

Deposit per Cart	\$13.68	\$13.68	\$0.27				<b>\$13.95</b>
Additional cart (per month)	\$4.87	\$4.87	\$0.10				<b>\$4.97</b>
Desert Center Add'l Cart	\$4.43	\$4.43	\$0.09				<b>\$4.52</b>

**Franchise Area 13**

**Rate Adjustment Schedule for FY 2017-18**

**Commercial Services: Blythe**

bin size (cu. yd.)	frequency						
<b>1.5</b>	1	\$74.90	\$59.79	\$1.20	\$15.11	\$0.30	<b>\$76.39</b>
	2	\$135.53	\$105.32	\$2.11	\$30.21	\$0.60	<b>\$138.23</b>
	3	\$196.14	\$150.82	\$3.02	\$45.32	\$0.89	<b>\$200.05</b>
	4	\$256.78	\$196.35	\$3.93	\$60.43	\$1.19	<b>\$261.90</b>
	5	\$317.42	\$241.88	\$4.84	\$75.54	\$1.49	<b>\$323.75</b>
<b>2</b>	1	\$99.85	\$79.71	\$1.59	\$20.14	\$0.40	<b>\$101.84</b>
	2	\$164.00	\$123.71	\$2.47	\$40.29	\$0.79	<b>\$167.27</b>
	3	\$229.68	\$169.25	\$3.38	\$60.43	\$1.19	<b>\$234.26</b>
	4	\$295.35	\$214.77	\$4.30	\$80.58	\$1.59	<b>\$301.23</b>
	5	\$361.03	\$260.31	\$5.21	\$100.72	\$1.98	<b>\$368.22</b>
<b>3</b>	1	\$126.61	\$96.40	\$1.93	\$30.21	\$0.60	<b>\$129.13</b>
	2	\$211.45	\$151.02	\$3.02	\$60.43	\$1.19	<b>\$215.66</b>
	3	\$296.31	\$205.67	\$4.11	\$90.64	\$1.79	<b>\$302.21</b>
	4	\$364.49	\$243.62	\$4.87	\$120.87	\$2.38	<b>\$371.74</b>
	5	\$462.99	\$311.91	\$6.24	\$151.08	\$2.98	<b>\$472.20</b>
<b>4</b>	1	\$162.85	\$122.56	\$2.45	\$40.29	\$0.79	<b>\$166.09</b>
	2	\$276.01	\$195.43	\$3.91	\$80.58	\$1.59	<b>\$281.51</b>
	3	\$389.15	\$268.28	\$5.37	\$120.87	\$2.38	<b>\$396.90</b>
	4	\$502.29	\$341.13	\$6.82	\$161.16	\$3.17	<b>\$512.29</b>
	5	\$615.43	\$413.99	\$8.28	\$201.44	\$3.97	<b>\$627.68</b>

**Franchise Area 13**

**Rate Adjustment Schedule for FY 2017-18**

**Blythe - Comprehensive**

bin size (cu. yd.)	frequency						
<b>1.5</b>	1	\$71.90	\$56.79	\$1.14	\$15.11	\$0.30	<b>\$73.33</b>
	2	\$131.53	\$101.32	\$2.03	\$30.21	\$0.60	<b>\$134.15</b>
	3	\$190.53	\$145.21	\$2.90	\$45.32	\$0.89	<b>\$194.33</b>
	4	\$249.52	\$189.09	\$3.78	\$60.43	\$1.19	<b>\$254.49</b>
	5	\$311.00	\$235.46	\$4.71	\$75.54	\$1.49	<b>\$317.20</b>
<b>2</b>	1	\$96.70	\$76.56	\$1.53	\$20.14	\$0.40	<b>\$98.63</b>
	2	\$159.50	\$119.21	\$2.38	\$40.29	\$0.79	<b>\$162.68</b>
	3	\$223.76	\$163.33	\$3.27	\$60.43	\$1.19	<b>\$228.22</b>
	4	\$288.00	\$207.42	\$4.15	\$80.58	\$1.59	<b>\$293.74</b>
	5	\$354.94	\$254.22	\$5.08	\$100.72	\$1.98	<b>\$362.01</b>
<b>3</b>	1	\$121.78	\$91.57	\$1.83	\$30.21	\$0.60	<b>\$124.21</b>
	2	\$203.91	\$143.48	\$2.87	\$60.43	\$1.19	<b>\$207.97</b>
	3	\$285.90	\$195.26	\$3.91	\$90.64	\$1.79	<b>\$291.59</b>
	4	\$352.31	\$231.44	\$4.63	\$120.87	\$2.38	<b>\$359.32</b>
	5	\$450.62	\$299.54	\$5.99	\$151.08	\$2.98	<b>\$459.59</b>
<b>4</b>	1	\$156.73	\$116.44	\$2.33	\$40.29	\$0.79	<b>\$159.85</b>
	2	\$266.23	\$185.65	\$3.71	\$80.58	\$1.59	<b>\$271.53</b>
	3	\$375.73	\$254.86	\$5.10	\$120.87	\$2.38	<b>\$383.21</b>
	4	\$485.24	\$324.08	\$6.48	\$161.16	\$3.17	<b>\$494.90</b>
	5	\$599.01	\$397.57	\$7.95	\$201.44	\$3.97	<b>\$610.93</b>

**Franchise Area 13**

**Rate Adjustment Schedule for FY 2017-18**

**Commercial Services Ripley**

bin size (cu. yd.)	frequency						
<b>1.5</b>	1	\$78.04	\$62.93	\$1.26	\$15.11	\$0.30	<b>\$79.60</b>
	2	\$135.99	\$105.78	\$2.12	\$30.21	\$0.60	<b>\$138.70</b>
	3	\$193.57	\$148.25	\$2.96	\$45.32	\$0.89	<b>\$197.43</b>
	4	\$251.18	\$190.75	\$3.81	\$60.43	\$1.19	<b>\$256.19</b>
	5	\$308.79	\$233.25	\$4.66	\$75.54	\$1.49	<b>\$314.94</b>
<b>2</b>	1	\$102.24	\$82.10	\$1.64	\$20.14	\$0.40	<b>\$104.28</b>
	2	\$163.34	\$123.05	\$2.46	\$40.29	\$0.79	<b>\$166.59</b>
	3	\$224.48	\$164.05	\$3.28	\$60.43	\$1.19	<b>\$228.95</b>
	4	\$285.59	\$205.01	\$4.10	\$80.58	\$1.59	<b>\$291.28</b>
	5	\$346.72	\$246.00	\$4.92	\$100.72	\$1.98	<b>\$353.62</b>
<b>3</b>	1	\$140.83	\$110.62	\$2.21	\$30.21	\$0.60	<b>\$143.64</b>
	2	\$235.55	\$175.12	\$3.50	\$60.43	\$1.19	<b>\$240.24</b>
	3	\$321.93	\$231.29	\$4.63	\$90.64	\$1.79	<b>\$328.34</b>
	4	\$393.12	\$272.25	\$5.45	\$120.87	\$2.38	<b>\$400.95</b>
	5	\$463.57	\$312.49	\$6.25	\$151.08	\$2.98	<b>\$472.80</b>
<b>4</b>	1	\$167.33	\$127.04	\$2.54	\$40.29	\$0.79	<b>\$170.66</b>
	2	\$260.01	\$179.43	\$3.59	\$80.58	\$1.59	<b>\$265.19</b>
	3	\$352.67	\$231.80	\$4.64	\$120.87	\$2.38	<b>\$359.69</b>
	4	\$445.33	\$284.17	\$5.68	\$161.16	\$3.17	<b>\$454.19</b>
	5	\$537.99	\$336.55	\$6.73	\$201.44	\$3.97	<b>\$548.69</b>
<b>6</b>	1	\$206.59	\$146.16	\$2.92	\$60.43	\$1.19	<b>\$210.70</b>
	2	\$314.86	\$193.99	\$3.88	\$120.87	\$2.38	<b>\$321.12</b>
	3	\$423.12	\$241.82	\$4.84	\$181.30	\$3.57	<b>\$431.53</b>
	4	\$531.41	\$289.68	\$5.79	\$241.73	\$4.76	<b>\$541.97</b>
	5	\$639.69	\$337.52	\$6.75	\$302.17	\$5.95	<b>\$652.39</b>

**Franchise Area 13**

**Rate Adjustment Schedule for FY 2017-18**

**Ripley: Comprehensive**

bin size (cu. yd.)	frequency						
<b>1.5</b>	1	\$75.22	\$60.11	\$1.20	\$15.11	\$0.30	<b>\$76.72</b>
	2	\$130.68	\$100.47	\$2.01	\$30.21	\$0.60	<b>\$133.28</b>
	3	\$186.17	\$140.85	\$2.82	\$45.32	\$0.89	<b>\$189.88</b>
	4	\$241.64	\$181.21	\$3.62	\$60.43	\$1.19	<b>\$246.45</b>
	5	\$297.12	\$221.58	\$4.43	\$75.54	\$1.49	<b>\$303.04</b>
<b>2</b>	1	\$98.13	\$77.99	\$1.56	\$20.14	\$0.40	<b>\$100.09</b>
	2	\$157.20	\$116.91	\$2.34	\$40.29	\$0.79	<b>\$160.33</b>
	3	\$216.28	\$155.85	\$3.12	\$60.43	\$1.19	<b>\$220.59</b>
	4	\$275.34	\$194.76	\$3.90	\$80.58	\$1.59	<b>\$280.82</b>
	5	\$334.43	\$233.71	\$4.67	\$100.72	\$1.98	<b>\$341.09</b>
<b>3</b>	1	\$135.29	\$105.08	\$2.10	\$30.21	\$0.60	<b>\$137.99</b>
	2	\$226.78	\$166.35	\$3.33	\$60.43	\$1.19	<b>\$231.30</b>
	3	\$310.36	\$219.72	\$4.39	\$90.64	\$1.79	<b>\$316.54</b>
	4	\$379.51	\$258.64	\$5.17	\$120.87	\$2.38	<b>\$387.06</b>
	5	\$447.96	\$296.88	\$5.94	\$151.08	\$2.98	<b>\$456.87</b>
<b>4</b>	1	\$160.97	\$120.68	\$2.41	\$40.29	\$0.79	<b>\$164.18</b>
	2	\$251.05	\$170.47	\$3.41	\$80.58	\$1.59	<b>\$256.05</b>
	3	\$341.08	\$220.21	\$4.40	\$120.87	\$2.38	<b>\$347.87</b>
	4	\$431.12	\$269.96	\$5.40	\$161.16	\$3.17	<b>\$439.69</b>
	5	\$521.16	\$319.72	\$6.39	\$201.44	\$3.97	<b>\$531.52</b>
<b>6</b>	1	\$199.26	\$138.83	\$2.78	\$60.43	\$1.19	<b>\$203.23</b>
	2	\$305.18	\$184.31	\$3.69	\$120.87	\$2.38	<b>\$311.25</b>
	3	\$411.04	\$229.74	\$4.59	\$181.30	\$3.57	<b>\$419.21</b>
	4	\$516.95	\$275.22	\$5.50	\$241.73	\$4.76	<b>\$527.22</b>
	5	\$622.81	\$320.64	\$6.41	\$302.17	\$5.95	<b>\$635.18</b>

**Franchise Area 13**

**Rate Adjustment Schedule for FY 2017-18**

**Desert Center: Regular**

bin size (cu. yd.)	frequency						
<b>1.5</b>	1	\$74.90	\$59.79	\$1.20	\$15.11	\$0.30	<b>\$76.39</b>
<b>2</b>	1	\$99.85	\$79.71	\$1.59	\$20.14	\$0.40	<b>\$101.84</b>
<b>3</b>	1	\$126.61	\$96.40	\$1.93	\$30.21	\$0.60	<b>\$129.13</b>
<b>4</b>	1	\$162.85	\$122.56	\$2.45	\$40.29	\$0.79	<b>\$166.09</b>

**Desert Center: State Agencies**

bin size (cu. yd.)	frequency						
<b>3</b>	1	\$197.66	\$167.45	\$0.00	\$30.21	\$0.60	<b>\$198.26</b>
<b>4</b>	1	\$233.81	\$193.52	\$0.00	\$40.29	\$0.79	<b>\$234.60</b>

**Comprehensive**

<b>3</b>	1	\$190.76	\$160.55	\$0.00	\$30.21	\$0.60	<b>\$191.36</b>
<b>4</b>	1	\$226.09	\$185.80	\$0.00	\$40.29	\$0.79	<b>\$226.88</b>

Commercial Bin      Delivery      \$54.77      \$54.77      \$1.10      **\$55.87**

**Roll Off Service**      Delivery      \$118.41      \$118.41      \$2.37      **\$120.78**

                                 10 yd      \$395.72      \$395.72      \$7.91      **\$403.63** Plus landfill

                                 30 yd      \$395.72      \$395.72      \$7.91      **\$403.63** Plus landfill

                                 40 yd      \$395.72      \$395.72      \$7.91      **\$403.63** Plus landfill



**Franchise Area 13**

**Rate Adjustment Schedule for FY 2017-18**

<b>Compactor</b>		\$472.18	\$472.18	\$9.44			<b>\$481.62</b> Plus landfill
<b>Extra Pick-ups</b>							
truck on site	3yd	\$51.02	\$44.04	\$0.88	\$6.98	\$0.14	<b>\$52.04</b>
truck on site	4 yd	\$65.52	\$56.22	\$1.12	\$9.30	\$0.18	<b>\$66.83</b>
special trip	3yd	\$73.49	\$66.51	\$1.33	\$6.98	\$0.14	<b>\$74.96</b>
special trip	4yd	\$87.98	\$78.68	\$1.57	\$9.30	\$0.18	<b>\$89.74</b>
<b>Clean Up Containers</b>							
Delivery charge		\$21.84	\$18.74	\$0.37	\$3.10	\$0.06	<b>\$22.28</b>
3yd, 2wks, 2 pick ups		\$109.52	\$95.53	\$1.91	\$13.99	\$0.28	<b>\$111.71</b>
4yd, 2wks, 2 pick ups		\$146.02	\$127.37	\$2.55	\$18.65	\$0.37	<b>\$148.93</b>
<b>Bin Locking</b>							
Bin Locking devise		\$52.46	\$52.46	\$1.05			<b>\$53.51</b>
Bin exchange per customer		\$74.96	\$74.96	\$1.50			<b>\$76.46</b>
Bin exchange required maintenance		\$74.96	\$74.96	\$1.50			<b>\$76.46</b>
<b>Weekly Locking Bin Service Charges</b>							
1 per week		\$12.99	\$12.99	\$0.26			<b>\$13.25</b>
2 per week		\$25.96	\$25.96	\$0.52			<b>\$26.48</b>
3 per week		\$38.96	\$38.96	\$0.78			<b>\$39.74</b>
4 per week		\$51.92	\$51.92	\$1.04			<b>\$52.96</b>
5 per week		\$64.90	\$64.90	\$1.30			<b>\$66.20</b>
6 per week		\$77.88	\$77.88	\$1.56			<b>\$79.44</b>
Commercial Bin Recycling Contamination		\$72.70	\$72.70	\$1.45			<b>\$74.15</b>
Commercial Bin Overage		\$41.53	\$41.53	\$0.83			<b>\$42.36</b>
New Account Set up		\$27.04	\$27.04	\$0.54			<b>\$27.58</b>
Re-delivery for Delinquent Res. Accts		\$51.92	\$51.92	\$1.04			<b>\$52.96</b>
Re-delivery for Delinquent Comm. Accts		\$77.89	\$77.89	\$1.56			<b>\$79.45</b>
Tax Assessment Fee		\$31.50	\$31.50	\$0.63			<b>\$32.13</b>

# Area 1A

Commercial Organics Service  
 (Both Comprehensive and Non-comprehensive)

bin size (cu. yd.) frequency

		Current Total	Current Service	Adjustment to Service	Adjustment to Processing	Adjusted Total
<b>64 Gallon</b>	1					<b>\$36.97</b>
	2					<b>\$73.94</b>
	3					<b>\$110.91</b>
	4					<b>\$147.88</b>
	5					<b>\$184.84</b>
<b>2 Yard</b>	1					<b>\$205.50</b>
	2					<b>\$411.01</b>
	3					<b>\$616.54</b>
	4					<b>\$822.05</b>
	5					<b>\$1,027.54</b>

**Area 1B**

Commercial Organics Service      Current Total      Current Service      Adjustment to Service      Processing      Adjustment to Processing      Adjusted Total  
 (Both Comprehensive and Non-comprehensive)

bin size (cu. yd.) frequency

<b>64 Gallon</b>	1						<b>\$36.97</b>
	2						<b>\$73.94</b>
	3						<b>\$110.91</b>
	4						<b>\$147.88</b>
	5						<b>\$184.84</b>
<b>2 Yard</b>	1						<b>\$205.50</b>
	2						<b>\$411.01</b>
	3						<b>\$616.54</b>
	4						<b>\$822.05</b>
	5						<b>\$1,027.54</b>

# Area 1C

Commercial Organics Service      Current Total      Current Service      Adjustment to Service      Processing      Adjustment to Processing      Adjusted Total  
 (Both Comprehensive and Non-comprehensive)

bin size (cu. yd.)      frequency

<b>64 Gallon</b>	1						<b>\$36.97</b>
	2						<b>\$73.94</b>
	3						<b>\$110.91</b>
	4						<b>\$147.88</b>
	5						<b>\$184.84</b>
<b>2 Yard</b>	1						<b>\$205.50</b>
	2						<b>\$411.01</b>
	3						<b>\$616.54</b>
	4						<b>\$822.05</b>
	5						<b>\$1,027.54</b>

# Area 3

Commercial Organics Service  
 (Both Comprehensive and Non-comprehensive)

		Current Total	Current Service	Adjustment to Service	Adjustment Processing	Adjusted Total
<b>64 Gallon</b>	1					<b>\$36.97</b>
	2					<b>\$73.94</b>
	3					<b>\$110.91</b>
	4					<b>\$147.88</b>
	5					<b>\$184.84</b>
<b>2 Yard</b>	1					<b>\$205.50</b>
	2					<b>\$411.01</b>
	3					<b>\$616.54</b>
	4					<b>\$822.05</b>
	5					<b>\$1,027.54</b>

# Area 4A

Commercial Organics Service      Current      Current      Adjustment      Adjustment  
 Total      Service      to Service      Processing      to Processing      Adjusted Total  
 (Both Comprehensive and Non-comprehensive)

bin size (cu. yd.)      frequency

<b>64 Gallon</b>	1							<b>\$36.97</b>
	2							<b>\$73.94</b>
	3							<b>\$110.91</b>
	4							<b>\$147.88</b>
	5							<b>\$184.84</b>
<b>2 Yard</b>	1							<b>\$205.50</b>
	2							<b>\$411.01</b>
	3							<b>\$616.54</b>
	4							<b>\$822.05</b>
	5							<b>\$1,027.54</b>

# Area 4B

Commercial Organics Service      Current Total      Current Service      Adjustment to Service      Processing      Adjustment to Processing      Adjusted Total  
 (Both Comprehensive and Non-comprehensive)

bin size (cu. yd.) frequency

<b>64 Gallon</b>	1						<b>\$36.97</b>
	2						<b>\$73.94</b>
	3						<b>\$110.91</b>
	4						<b>\$147.88</b>
	5						<b>\$184.84</b>
<b>2 Yard</b>	1						<b>\$205.50</b>
	2						<b>\$411.01</b>
	3						<b>\$616.54</b>
	4						<b>\$822.05</b>
	5						<b>\$1,027.54</b>

# Area 5

## Commercial Organics Rates - Food (Carts and Bin)

<b>64 Gal Cart</b>	1 x wk			
	2 x wk			
	3 x wk			
	4 x wk			
	5 x wk			
	6 x wk			
<b>2 YD</b>	1 x wk			
	2 x wk			
	3 x wk			
	4 x wk			
	5 x wk			
	6 x wk			


\$48.94  
 \$97.88  
 \$146.82  
 \$195.76  
 \$244.70  
 \$293.64  
 \$199.68  
 \$399.36  
 \$599.04  
 \$798.72  
 \$998.41  
 \$1,198.09

## Commercial Organics Rates - Non-Food

<b>2 YD</b>	1 x wk			
	2 x wk			
	3 x wk			
	4 x wk			
	5 x wk			
	6 x wk			


\$152.60  
 \$305.20  
 \$457.80  
 \$610.40  
 \$763.01  
 \$915.61

Organics contamination fee 

--	--	--

--	--	--

\$45.00

Roll-off 40 yard - food and other organics

\$333.16

Compactors - food and other organics

\$333.16

Processing rate per ton

\$72.50



## Area 6

### Commercial Organics Rates - Food (Carts and Bin)

64 Gal Cart	1 x wk			
	2 x wk			
	3 x wk			
	4 x wk			
	5 x wk			
	6 x wk			
2 YD	1 x wk			
	2 x wk			
	3 x wk			
	4 x wk			
	5 x wk			
	6 x wk			


\$48.94  
\$97.88  
\$146.82  
\$195.76  
\$244.70  
\$293.64  
\$186.64  
\$373.27  
\$559.91  
\$746.54  
\$933.18  
\$1,119.81

### Commercial Organics Rates - Non-Food

2 YD	1 x wk			
	2 x wk			
	3 x wk			
	4 x wk			
	5 x wk			
	6 x wk			


\$139.56  
\$279.11  
\$418.67  
\$558.22  
\$697.78  
\$837.33

Organics contamination fee 

--	--	--

--	--	--

\$45.00

Roll-off 40 yard - food and other organics  
Compactors - food and other organics  
Processing rate per ton

\$296.09  
\$296.09  
\$72.50

# Area 7

## Commercial Organics Rates - Food (Carts and Bin)

<b>64 Gal Cart</b>	1 x wk			
	2 x wk			
	3 x wk			
	4 x wk			
	5 x wk			
	6 x wk			
<b>2 YD</b>	1 x wk			
	2 x wk			
	3 x wk			
	4 x wk			
	5 x wk			
	6 x wk			


\$48.94  
 \$97.88  
 \$146.82  
 \$195.76  
 \$244.70  
 \$293.64  
 \$199.13  
 \$398.26  
 \$597.39  
 \$796.52  
 \$995.65  
 \$1,194.78

## Commercial Organics Rates - Non-Food

<b>2 YD</b>	1 x wk			
	2 x wk			
	3 x wk			
	4 x wk			
	5 x wk			
	6 x wk			


\$152.05  
 \$304.10  
 \$456.15  
 \$608.20  
 \$760.25  
 \$912.30

Organics contamination fee 

--	--	--

--	--	--

\$45.00

Roll-off 40 yard - food and other organics  
 Compactors - food and other organics  
 Processing rate per ton

\$238.92  
 \$238.92  
 \$72.50

# Area 9

## Commercial Organics Rates - Food (Carts and Bin)

<b>64 Gal Cart</b>	1 x wk									\$48.94
	2 x wk									\$97.88
	3 x wk									\$146.82
	4 x wk									\$195.76
	5 x wk									\$244.70
	6 x wk									\$293.64
<b>2 YD</b>	1 x wk									\$176.15
	2 x wk									\$352.30
	3 x wk									\$528.45
	4 x wk									\$704.60
	5 x wk									\$880.75
	6 x wk									\$1,056.90

## Commercial Organics Rates - Non-Food

<b>2 YD</b>	1 x wk									\$129.07
	2 x wk									\$258.14
	3 x wk									\$387.21
	4 x wk									\$516.28
	5 x wk									\$645.35
	6 x wk									\$774.42

Organics contamination fee 

--	--	--

--	--	--

**\$45.00**

Roll-off 40 yard - food and other organics **\$304.04**

Compactors - food and other organics **\$304.04**

Processing rate per ton **\$72.50**







CALL (951) 368-9222  
EMAIL legals@pe.com

# THE PRESS-ENTERPRISE

DATE	ORDER NUMBER	PO Number	PRODUCT	SIZE	Amount
6/25/17	0010969330		PE Riverside	3 x 86 Li	335.40

Invoice text: Res. 2017-061 Annual Rate Adjustment for Waste Collection

RECEIVED RIVERSIDE COUNTY  
 CLERK / BOARD OF SUPERVISORS  
 2017 JUN 30 PM 12:54

*Bonnie Dierking*

*EH  
3.8 of 06/13/17*

Placed by: Cecilia Gil

## Legal Advertising Memo Invoice

BALANCE DUE
335.40

SALES CONTACT INFORMATION		ADVERTISER INFORMATION		
SALES CONTACT NAME	BILLING DATE	BILLED ACCOUNT NUMBER	ADVERTISER/CLIENT NUMBER	ADVERTISER/CLIENT NAME
Nick Eller 951-368-9229	06/25/2017	5209148	5209148	BOARD OF SUPERVISORS



## THE PRESS-ENTERPRISE

### Legal Advertising Memo Invoice

PLEASE DETACH AND RETURN THIS PORTION WITH YOUR REMITTANCE

ADVERTISER/CLIENT NAME		
BOARD OF SUPERVISORS		
BILLING DATE	BILLED ACCOUNT NUMBER	ADVERTISER/CLIENT NUMBER
06/25/2017	5209148	5209148
BALANCE DUE	ORDER NUMBER	TERMS OF PAYMENT
335.40	0010969330	DUE UPON RECEIPT

BILLING ACCOUNT NAME AND ADDRESS

REMITTANCE ADDRESS

BOARD OF SUPERVISORS  
 COUNTY OF RIVERSIDE  
 'PO BOX 1147'  
 RIVERSIDE, CA 92502

CALIFORNIA NEWSPAPERS PARTNERSHIP  
 Riverside Press-Enterprise  
 PO BOX 54880  
 LOS ANGELES CA 90054-0880

# THE PRESS-ENTERPRISE

1825 Chicago Ave, Suite 100  
Riverside, CA 92507  
951-684-1200  
951-368-9018 FAX

**PROOF OF PUBLICATION  
(2010, 2015.5 C.C.P)**

Publication(s): The Press-Enterprise

PROOF OF PUBLICATION OF

Ad Desc.: Res. 2017-061 Annual Rate Adjustment for Waste Collection /

I am a citizen of the United States. I am over the age of eighteen years and not a party to or interested in the above entitled matter. I am an authorized representative of THE PRESS-ENTERPRISE, a newspaper in general circulation, printed and published daily in the County of Riverside, and which newspaper has been adjudicated a newspaper of general circulation by the Superior Court of the County of Riverside, State of California, under date of April 25, 1952, Case Number 54446, under date of March 29, 1957, Case Number 65673, under date of August 25, 1995, Case Number 267864, and under date of September 16, 2013, Case Number RIC 1309013; that the notice, of which the annexed is a printed copy, has been published in said newspaper in accordance with the instructions of the person(s) requesting publication, and not in any supplement thereof on the following dates, to wit:

**06/25/2017**

I certify (or declare) under penalty of perjury that the foregoing is true and correct.

Date: June 25, 2017  
At: Riverside, California



Legal Advertising Representative, The Press-Enterprise

BOARD OF SUPERVISORS  
COUNTY OF RIVERSIDE  
PO BOX 1147  
RIVERSIDE, CA 92502

Ad Number: 0010969330-01

P.O. Number:

Ad Copy:

## NOTICE OF PUBLIC HEARING BEFORE THE BOARD OF SUPERVISORS OF RIVERSIDE COUNTY

NOTICE IS HEREBY GIVEN that a public hearing at which all interested persons will be heard, will be held before the Board of Supervisors of Riverside County, California, on the 1st Floor Board Chambers, County Administrative Center, 4080 Lemon Street, Riverside, on **Tuesday, July 11, 2017, at 9:00 a.m.**, or as soon as possible thereafter, to consider the following Annual Rate Adjustment for Waste Collection within Riverside County Waste Franchise Areas:

**RESOLUTION NO. 2017-061**

### A RESOLUTION OF THE COUNTY OF RIVERSIDE ESTABLISHING WASTE HAULER FEES FOR ALL FRANCHISE AREAS

WHEREAS, California Government Code section 25827 authorizes the Board of Supervisors to prescribe terms and conditions for the collection of solid waste in the unincorporated areas of Riverside County; and

WHEREAS, California Public Resources Code section 40059 authorizes the County of Riverside to determine all aspects of solid waste handling which are of local concern, including whether the services are to be provided by nonexclusive franchise, and the charges and fees for such service; and

WHEREAS, Riverside County Ordinance 745 has established that a solid waste hauler, duly permitted or franchised by the County of Riverside pursuant to the provisions of Riverside County Ordinance No. 657, shall be entitled to payment for services rendered in the amounts as specified in a Resolution adopted by the Board of Supervisors; and

WHEREAS, the Board of Supervisors recognizes the benefits of entering into Waste Hauler Franchise Agreements for the efficiency of solid waste management; and

WHEREAS, the County of Riverside has entered into Waste Hauler Franchise Agreements with 4 waste haulers to cover Franchise Areas 1 through 13; and

WHEREAS, each Waste Collection Franchise Agreement covering Franchise Areas 1 through 13, contains a provision for an annual adjustment of the rates customers are charged based on the consumer price index ("CPI");

WHEREAS, the Board of Supervisors acknowledges the need for the CPI increase of the hauler fees to meet the needs of cost of living increase, and added costs of providing these services;

**BE IT RESOLVED AND ORDERED** that the Board of Supervisors of the County of Riverside, State of California, in regular session assembled on July 11, 2017, finds that the waste hauler fees in Franchise Areas 1-13 shall receive an increase, based on the CPI of 2% to the service component of their fees for fiscal year 2017-2018; Authorize the Department to revise the Exhibit F in Franchise Areas 7, 8 and 9 to be consistent with all other franchise Agreements, incorporate the new Organic Recycling Rates.

Any person wishing to testify in support of or in opposition may do so in writing between the date of this notice and the public hearing, or may appear and be heard at the time and place noted above. All written comments received prior to the public hearing will be submitted to the Board of Supervisors and the Board of Supervisors will consider such comments, in addition to any oral testimony, before making a decision on the proposed Annual Rate Adjustment for Waste Collection within County Waste Franchise Areas.

Alternative formats available upon request to individuals with disabilities. If you require reasonable accommodation, please contact Lisa Wagner at (951) 955-1063, 72 hours prior to the hearing.

Please send all written correspondence to:  
Clerk of the Board  
4080 Lemon Street, 1st Floor  
Post Office Box 1147  
Riverside, CA 92502-1147

Dated: June 21, 2017      Kecia Harper-Ihem, Clerk of the Board  
By: Cecilia Gil, Board Assistant

6/25

RECEIVED RIVERSIDE COUNTY  
CLERK / BOARD OF SUPERVISORS  
2017 JUN 30 PM 12:54



# media group

PART OF THE USA TODAY NETWORK

(866) 875-0854

RIV06900000000000000000000059767360063622010825

## ADVERTISING INVOICE/STATEMENT

Terms:  
A late payment fee of 1%. 12% per annum, will be added to past due amounts

RETURN THIS SECTION TO ENSURE PROPER CREDIT.  
PLEASE MAKE YOUR PAYMENT PAYABLE TO:

Desert Sun Publishing Co.  
P.O. Box 677368  
Dallas, TX 75267-7368

RIVERSIDE COUNTY-BOARD OF SUP.  
PO BOX 1147  
RIVERSIDE, CA 92502-1147

CUSTOMER NO	INVOICE NO
RIV069	0005976736
DUE DATE	AMOUNT DUE
7/10/2017	6,382.20
FOR THE PERIOD	THRU
05/29/17	06/25/17
AMOUNT PAID	

PLEASE DETACH AND RETURN UPPER PORTION WITH YOUR REMITTANCE

DATE	EDT	CLASS	DESCRIPTION	TIMES RUN	DEPTH	COL	TOTAL SIZE	RATE	AMOUNT	
0529			BALANCE FORWARD						11,833.80	
0608			CREDIT CARD CHARGE						5,343.80-	
0620			CREDIT CARD CHARGE						6,490.00-	
0531	CLS	0001	NO 0760: NOTICE OF PUBLIC HE	2	75.00	2	300.00		336.60	
0602	CLS	0001	NO 0775: BO	2	396.00	3	2,376.00		2,620.20	
0604	CLS	0001	NO 0796: NOTICE OF PUBL	4	127.00	3	1,524.00		1,683.00	
0610	CLS	0001	NO 0834: NOTICE OF PUBLI	2	184.00	2	736.00		816.20	
0623	CLS	0001	NO 0900: NOTICE OF PUBLIC HE	2	64.00	2	256.00		288.20	
0623	CLS	0001	NO 0901: NOTICE OF PUBLIC HE	2	65.00	2	260.00		292.60	
0625	CLS	0001	NO 0911: NOTICE OF PUBLIC HE	2	77.00	2	308.00		345.40	
<u>0760</u>		<u>- Planning</u>		<u>17.2 of 06/20/17</u>		<u>\$336.60</u>				
<u>0775</u>		<u>- Waste</u>		<u>12.2 of 05/23/17</u>		<u>\$2620.20</u>				
<u>0796</u>		<u>- EDA</u>		<u>3.20 of 05/23/17</u>		<u>\$1683.00</u>				
<u>0834</u>		<u>- Animal Svc.</u>		<u>3.8 of 05/09/17</u>		<u>\$816.20</u>				
<u>0900</u>		<u>- Planning</u>		<u>of 07/25/17</u>		<u>\$288.20</u>				
<u>0901</u>		<u>- Planning</u>		<u>of 07/25/17</u>		<u>\$292.60</u>				
<u>0911</u>		<u>- Env. Health</u>		<u>3.8 of 06/13/17</u>		<u>\$345.40</u>				
CURRENT		OVER 30 DAYS		OVER 60 DAYS		OVER 90 DAYS		OVER 120 DAYS		TOTAL DUE
6,382.20		.00		.00		.00		.00		6,382.20
									SALESPERSON	
									OPEN STEPHANSON	

The Advertiser shall make payment within 15 days of the billing date indicated on Company's statement, and, in the event that it fails to make payment within such time, Company may reject advertising copy and / or immediately cancel this contract and Advertiser agrees to indemnify Company for all expenses incurred in connection with the collection of amounts payable under this contract, including but not limited to collection fees, attorney's fees and court costs. If this agreement is cancelled due to Advertiser's failure to make timely payment, Company may rebill the Advertiser for the outstanding balance due at the open or earned contract rate, whichever is applicable.

TO ENSURE PROPER CREDIT, PLEASE RETURN TOP SECTION AND INCLUDE YOUR CUSTOMER NUMBER ON REMITTANCE

For your records:

CUSTOMER NO.	NAME	INVOICE NUMBER	AMOUNT PAID
RIV069	RIVERSIDE COUNTY-BOARD OF SUP.	0005976736	
<b>THE DESERT SUN PUBLISHING CO.</b> ADVERTISING INVOICE/STATEMENT ADVERTISING INVOICE/STATEMENT		DUE DATE	
		7/10/2017	



The Desert Sun  
750 N Gene Autry Trail  
Palm Springs, CA 92262  
760-778-4578 / Fax 760-778-4731

## Certificate of Publication

State Of California ss:  
County of Riverside

Advertiser: RIVERSIDE COUNTY-BOARD OF SUP.  
4080 LEMON ST  
RIVERSIDE , CA 92501  
Order # 0002233996

RECEIVED RIVERSIDE COUNTY  
CLERK/BOARD OF SUPERVISORS  
2017 JUN 30 PM 12:51

I am over the age of 18 years old, a citizen of the United States and not a party to, or have interest in this matter. I hereby certify that the attached advertisement appeared in said newspaper (set in type not smaller than non paniel) in each and entire issue of said newspaper and not in any supplement thereof on the following dates, to wit:

Newspaper: The Desert Sun

6/25/2017

I acknowledge that I am a principal clerk of the printer of The Desert Sun, printed and published weekly in the City of Palm Springs, County of Riverside, State of California. The Desert Sun was adjudicated a Newspaper of general circulation on March 24, 1988 by the Superior Court of the County of Riverside, State of California Case No. 191236.

I declare under penalty of perjury that the foregoing is true and correct. Executed on this 25th day of JUNE, 2017 in Palm Springs, California.

  
Declarant

NO 0911:  
NOTICE OF PUBLIC HEARING BEFORE THE BOARD OF SUPERVISORS OF RIVERSIDE COUNTY

NOTICE IS HEREBY GIVEN that a public hearing at which all interested persons will be heard, will be held before the Board of Supervisors of Riverside County, California, on the 1st Floor Board Chambers, County Administrative Center, 4080 Lemon Street, Riverside, on Tuesday, July 11, 2017, at 9:00 a.m., or as soon as possible thereafter, to consider the following Annual Rate Adjustment for Waste Collection within Riverside County Waste Franchise Areas:

**RESOLUTION NO. 2017-061  
A RESOLUTION OF THE COUNTY OF RIVERSIDE ESTABLISHING WASTE HAULER FEES FOR ALL FRANCHISE AREAS**

WHEREAS, California Government Code section 25827 authorizes the Board of Supervisors to prescribe terms and conditions for the collection of solid waste in the unincorporated areas of Riverside County; and

WHEREAS, California Public Resources Code section 40059 authorizes the County of Riverside to determine all aspects of solid waste handling which are of local concern, including whether the services are to be provided by nonexclusive franchise, and the charges and fees for such service; and

WHEREAS, Riverside County Ordinance 745 has established that a solid waste hauler, duly permitted or franchised by the County of Riverside pursuant to the provisions of Riverside County Ordinance No. 657, shall be entitled to payment for services rendered in the amounts as specified in a Resolution adopted by the Board of Supervisors; and

WHEREAS, the Board of Supervisors recognizes the benefits of entering into Waste Hauler Franchise Agreements for the efficiency of solid waste management; and

WHEREAS, the County of Riverside has entered into Waste Hauler Franchise Agreements with 4 waste haulers to cover Franchise Areas 1 through 13; and

WHEREAS, each Waste Collection Franchise Agreement covering Franchise Areas 1 through 13, contains a provision for an annual adjustment of the rates customers are charged based on the consumer price index ("CPI");

WHEREAS, the Board of Supervisors acknowledges the need for the CPI increase of the hauler fees to meet the needs of cost of living increase, and added costs of providing these services;

**BE IT RESOLVED AND ORDERED** that the Board of Supervisors of the County of Riverside, State of California, in regular session assembled on July 11, 2017, finds that the waste hauler fees in Franchise Areas 1-13 shall receive an increase, based on the CPI of 2% to the service component of their fees for fiscal year 2017-2018; Authorize the Department to revise the Exhibit F in Franchise Areas 7, 8 and 9 to be consistent with all other franchise Agreements, incorporate the new Organic Recycling Rates.

Any person wishing to testify in support of or in opposition may do so in writing between the date of this notice and the public hearing, or may appear and be heard at the time and place noted above. All written comments received prior to the public hearing will be submitted to the Board of Supervisors and the Board of Supervisors will consider such comments, in addition to any oral testimony, before making a decision on the proposed Annual Rate Adjustment for Waste Collection within County Waste Franchise Areas.

Alternative formats available upon request to individuals with disabilities. If you require reasonable accommodation, please contact Lisa Wagner at (951) 955-1063, 72 hours prior to the hearing.

Please send all written correspondence to:

Clerk of the Board  
4080 Lemon Street, 1st Floor  
Post Office Box 1147  
Riverside, CA 92502-1147

Dated: June 21, 2017  
Kecia Harper-Ihem, Clerk of the Board  
By: Cecilia Gil, Board Assistant

Published: 6/25/2017