

**SUBMITTAL TO THE BOARD OF SUPERVISORS
COUNTY OF RIVERSIDE, STATE OF CALIFORNIA**



**ITEM
3.19
(ID # 4573)**

MEETING DATE:

Tuesday, June 13, 2017


FROM : FIRE DEPARTMENT:

SUBJECT: FIRE DEPARTMENT: Cooperative Agreement with the California Department of Forestry and Fire Protection (CALFIRE) to provide Fire Protection Services to the County and Local Cities/Agencies for three (3) Years; All Districts [\$595,363,145 Total Cost]; General Fund 20%, Structural Fire Taxes & Prop 172 32%, Contract Reimbursements 48%

RECOMMENDED MOTION: That the Board of Supervisors:

1. Adopt Board Resolution No. 2017-097; and,
2. Approve and authorize the Cooperative Reimbursement Agreement with the California Department of Forestry and Fire Protection (CALFIRE) to provide Fire Protection Services to the County and Local Agencies for a three (3) year term beginning July 1, 2017; and,
3. Authorize the Chairperson to execute the attached agreement; and,
4. Authorize the County Fire Chief the authority to reduce or increase STATE civil service employees assigned to the Agreement provided for in Exhibit D, Schedule A.


ACTION: Policy


John Williams, Chief of Fire Riverside County 6/9/2017

MINUTES OF THE BOARD OF SUPERVISORS

On motion of Supervisor Perez, seconded by Supervisor Tavaglione and duly carried by unanimous vote, IT WAS ORDERED that the above matter is approved as recommended.

Ayes: Jeffries, Tavaglione, Washington, Perez and Ashley
Nays: None
Absent: None
Date: June 13, 2017
xc: Fire

Kecia Harper-Ihem
Clerk of the Board
By 
Deputy

**SUBMITTAL TO THE BOARD OF SUPERVISORS COUNTY OF RIVERSIDE,
STATE OF CALIFORNIA**

FINANCIAL DATA	Current Fiscal Year:	Next Fiscal Year:	Total Cost:	Ongoing Cost
COST	\$ 187,355,809	\$ 199,206,305	\$ 595,363,145	\$ 0
NET COUNTY COST	\$ 37,471,162	\$ 39,841,261	\$ 119,072,629	\$ 0
SOURCE OF FUNDS: General Fund 20%, Structural Fire Taxes & Prop 172 32%, Contract Reimbursements 48%			Budget Adjustment:	No
			For Fiscal Year: 17/18 – 19/20	

C.E.O. RECOMMENDATION: Approve

BACKGROUND:

Summary

The County Fire Department is an integrated, cooperative, regional fire protection system that provides fire, EMS, technical rescue and hazardous materials response to residents in the unincorporated area and in 21 partner cities and one community services district. The County of Riverside desires to continue to contract for emergency response from the State of California Department of Forestry and Fire Protection (CALFIRE), to serve as the Riverside County Fire Department. This regional system is integral to providing a high level of public safety service to residents of Riverside County.

The initial term of this contract will begin July 1, 2017, for three (3) years. The Exhibit D, Schedule A sets forth the expenditures contemplated by the agreement for the period of July 1, 2017 through June 30, 2018 and is not to exceed \$187,355,809 for Fiscal Year 2017-2018.

The Board of Supervisors' Fire AdHoc Committee requested direct involvement by representatives of the Board in any future interviews and selection of a new County Fire Chief. The agreement stipulates CALFIRE will consult with and consider input from the County on final selection of the CALFIRE Riverside Unit Chief.

The cost of scheduled services prepared by the State is based on the staff benefit rate matrix dated January 2017 and is calculated on the highest pay grade per classification. It includes the recent bargained increases to CALFIRE salaries.

The Cooperative Agreement essentially has three (3) primary components: County Services (charged 100% to the County), Contract Partner City/Agency services (charged 100% to the Contract Partner Agencies), and Overhead Command & Support (split between County & Cities based on the Fire Cost Allocation Plan). The previous agreement was approved by the Board of Supervisors on June 26, 2012, for a five (5) year period. The costs have increased by \$47.9 million since FY 12/13. The breakdown of the \$47.9 million increase from the FY 12/13 through FY 17/18 agreement is summarized below. The increase is due to the staff benefit rate increase of 26.27%, admin fee increase of 1.8% and an average salary increase of 5.21% in FY 16/17 and 5.07% in FY 17/18. In addition, the City of Eastvale, City of Moreno Valley, and City

**SUBMITTAL TO THE BOARD OF SUPERVISORS COUNTY OF RIVERSIDE,
STATE OF CALIFORNIA**

of Lake Elsinore each added an additional fire station to their cooperative agreement with the county.

CALFIRE CONTRACT Increases	\$ Millions
FY 12/13	\$ 139.5
County Services	\$ 17.8
City Partner Services	\$ 28
Overhead	\$ 2.1
FY 17/18	\$ 187.4
Total Increase	\$ 47.9

The CALFIRE Cooperative Agreement increases by \$19.8 million from FY 16/17. It is due to the staff benefit rate increase of 6.88% and an average salary increase of 5.07%. The admin fee will increase by \$1.9 million from FY 16/17.

Impact on Residents and Businesses

The County Fire Department is an integrated, cooperative, regional fire protection system that provides fire, EMS, technical rescue and hazardous materials response to residents in the unincorporated area and in 21 partner cities and one community services district. This regional system is integral to providing a high level of public safety service to residents of Riverside County.

SUPPLEMENTAL:

Additional Fiscal Information

The Fire Department will expend \$187,355,809 in FY 17/18; of this amount \$80,082,552 is the county's portion. We anticipate an estimated increase of 3% in FY 18/19, and 2.4% in FY 19/20 in contract salaries based on CALFIRE's recent bargaining agreement. The three-year contract total amount is estimated to be \$595,363,145; of this amount \$255,933,144 is the county's portion. The contract includes an admin fee amount of \$20.9 million for FY 17/18. \$22.8 million for FY 18/19, and \$24 million for FY 19/20.

Contract History and Price Reasonableness

The contractual relationship between Riverside County and CALFIRE dates back to 1921 and has provided the public and the County a wonderfully successful fire protection system. Those first contracts were only to augment the level of wild land fire protection provided by the State. The agreement, as we know it today, began in 1946 with the appointment of a County Fire Warden. Today, the County Fire Department is a well-integrated system (County, partner cities & State) that provides municipal fire protection, advanced life support (paramedic) service, technical rescue and hazardous materials response all from 92 regional fire stations. Under the agreement, CALFIRE provides wildland fire protection with 16 State wildland (Type 3) fire engines working out of 11 fire stations. Even with the recent labor cost increases, the contract


**SUBMITTAL TO THE BOARD OF SUPERVISORS COUNTY OF RIVERSIDE,
STATE OF CALIFORNIA**

still clearly provides Riverside County a very important public safety program at much reduced cost compared to other local government fire departments.



Tina Grande, Principal Management Analyst

6/9/2017



Gregory V. Priarios, Director County Counsel

6/9/2017

2
3 **RESOLUTION NO. 2017-097**

4 AUTHORIZATION FOR THE COOPERATIVE REIMBURSEMENT AGREEMENT FOR
5 FIRE PROTECTION SERVICES BETWEEN THE STATE OF CALIFORNIA, CALIFORNIA
6 DEPARTMENT OF FORESTRY AND FIRE PROTECTION AND
7 THE COUNTY OF RIVERSIDE

8
9 WHEREAS, the Board of Supervisors of the County of Riverside, State of California, desires to
10 enter into a three-year Cooperative Fire Programs Fire Protection Reimbursement Agreement with the
11 California Department of Forestry and Fire Protection (CALFIRE) to begin July 1, 2017; and

12 WHEREAS, the Agreement provides a list of the services with the costs appearing in Exhibit D,
13 Schedule A to be reimbursed by the County of Riverside to the State of California on an annual basis; and

14 WHEREAS, the amounts for the costs in Exhibit D, Schedule A for the FY 2017-2018 have now
15 been established in the total amount of \$187,355,809; and


16 NOW, THEREFORE, BE IT RESOLVED, DETERMINED AND ORDERED by the Board of
17 Supervisors of the County of Riverside, State of California, in regular session assembled on 6/13/17
18 at 9:00 a.m. in the meeting room of the Board of Supervisors, located on the 1st floor of the County
19 Administrative Center, 4080 Lemon Street, Riverside, CA, approves and authorizes the Cooperative
20 Reimbursement Agreement for Fire Protection Services between the State of California, California
21 Department of Forestry and Fire Protection and the County of Riverside for a three year term beginning
22 on July 1, 2017; and

23 BE IT FURTHER RESOLVED, DETERMINED AND ORDERED by the Board of Supervisors
24 of the County of Riverside that the Chairperson of this Board is hereby authorized and directed to execute
25 on behalf of the County of Riverside said Agreement attached thereto.

26 ROLL CALL:

27 Ayes: Jeffries, Tavaglione, Washington, Perez and Ashley
Nays: None
28 Absent: None

The foregoing is certified to be a true copy of a resolution duly adopted by said Board of Supervisors on the date therein set forth.

KECIA HARPER, Clerk of said Board
By:  Deputy

FORM APPROVED COUNTY COUNSEL
BY:  GREGORY P. PRIAMOS
DATE: 6/12/17

CLERK'S COPY

AGREEMENT SUMMARY Riverside County Clerk of the Board, Stop 101
 STD 215 (REV. 1-2014) Post Office Box 1147, Riverside, Ca 92502-1147
 Thank you

AGREEMENT NUMBER 3CA03552	AMENDMENT NUMBER
-------------------------------------	------------------

CHECK HERE IF ADDITIONAL PAGES ARE ATTACHED

1. CONTRACTOR'S NAME County of Riverside	2. FEDERAL I.D. NUMBER
--	------------------------

3. AGENCY TRANSMITTING AGREEMENT Forestry and Fire Protection	4. DIVISION, BUREAU, OR OTHER UNIT Riverside Unit (RRU)	5. AGENCY BILLING CODE 013028
---	---	---

6. NAME AND TELEPHONE NUMBER OF CONTRACT ANALYST FOR QUESTIONS REGARDING THIS AGREEMENT
Lev Karshtedt (916) 654-6833

7. HAS YOUR AGENCY CONTRACTED FOR THESE SERVICES BEFORE?
 NO YES (If YES, enter prior contractor name and Agreement Number) **County of Riverside 3CA01884**

8. BRIEF DESCRIPTION OF SERVICES - LIMIT 72 CHARACTERS INCLUDING PUNCTUATION AND SPACES
Fire Protection Services

9. AGREEMENT OUTLINE (Include reason for Agreement: Identify specific problem, administrative requirement, program need or other circumstances making the Agreement necessary; include special or unusual terms and conditions.)
California Department of Forestry and Fire Protection (CALFIRE) shall provide fire protection services pursuant to Public Resources Code Sections 4142 and/or 4144.
This Local Governments Wildland/Agreement falls under two of the exceptions listed in the DGS Administrative Order 06-06-1.
"The Contract involves another governmental entity, and an Action or inaction of that other governmental entity delayed Timely processing of the contract of amendment by the State."
"The Contract is an interagency or revenue/reimbursement agreement, there are reasonable factors that caused the delay, and it is in the State's best interest to process the contract or amendment."

10. PAYMENT TERMS (More than one may apply.)
 MONTHLY FLAT RATE QUARTERLY ONE -TIME PAYMENT PROGRESS PAYMENT
 ITEMIZED INVOICE WITHHOLD _____ % ADVANCED PAYMENT NOT TO EXCEED
 REIMBURSEMENT/REVENUE \$ _____ or _____ %
 OTHER (Explain)

11. PROJECTED EXPENDITURES FUND TITLE	ITEM	F.Y.	CHAPTER	STATUTE	PROJECTED EXPENDITURES
Reimbursement		17 / 18			\$187,355,809.00
Reimbursement		18 / 19			\$199,206,305.00
Reimbursement		19 / 20			\$208,801,031.00
		/			
		/			

OBJECT CODE	AGREEMENT TOTAL	\$595,363,145.00
-------------	-----------------	------------------

OPTIONAL USE AMOUNT ENCUMBERED BY THIS DOCUMENT

I CERTIFY upon my own personal knowledge that the budgeted funds for the current budget year are available for the period and purpose of the expenditure stated above.

ACCOUNTING OFFICER'S SIGNATURE	DATE SIGNED	PRIOR AMOUNT ENCUMBERED FOR THIS AGREEMENT \$
		TOTAL AMOUNT ENCUMBERED TO DATE \$

12. AGREEMENT	From	TERM Through	TOTAL COST OF THIS TRANSACTION	BID, SOLE SOURCE, EXEMPT
Original	07/01/17	06/30/20	\$ 595,363,145.00	EXEMPT
Amendment No. 1			\$	
Amendment No. 2			\$	
Amendment No. 3			\$	
TOTAL			\$ 595,363,145.00	

(Continue)

JUN 18 2017 3.19

AGREEMENT SUMMARY

STD. 215 (REV. 1-2014)

13. BIDDING METHOD USED:

- REQUEST FOR PROPOSAL (RFP) INVITATION FOR BID (IFB) USE OF MASTER SERVICE AGREEMENT
(Attach justification if secondary method is used)
- SOLE SOURCE CONTRACT EXEMPT FROM BIDDING OTHER *(Explain)*
(Attach STD. 821) *(Give authority for exempt status)* Reimbursement

NOTE: *Proof of advertisement in the State Contracts Register or an approved form STD. 821, Contract Advertising Exemption Request, must be attached*

14. SUMMARY OF BIDS *(List of bidders, bid amount and small business status) (If an amendment, sole source, or exempt, leave blank)*

15. IF AWARD OF AGREEMENT IS TO OTHER THAN THE LOWER BIDDER, PLEASE EXPLAIN REASON(S) *(If an amendment, sole source, or exempt, leave blank)*

16. WHAT IS THE BASIS FOR DETERMINING THAT THE PRICE OR RATE IS REASONABLE?

Not Applicable. This is a reimbursement agreement with a local agency.

17 (a) JUSTIFICATION FOR CONTRACTING OUT *(Check one)*

- Contracting out is based on cost savings per Government Code 19130(a). The State Personnel Board has been so notified.
 Contracting out is justified based on Government Code 19130(b). Justification for the Agreement is described below.

Justification:

Not Applicable. This is a reimbursement agreement with a local agency.

17 (b) EMPLOYEE BARGAINING UNIT NOTIFICATION

- By checking this box, I hereby certify compliance with Government Code section 19132(b)(1).

Not Applicable. This is a reimbursement agreement with a local agency.

AUTHORIZED SIGNER:

DATE:

<p>18. FOR AGREEMENTS IN EXCESS OF \$5,000, HAS THE LETTING OF THE AGREEMENT BEEN REPORTED TO THE DEPARTMENT OF FAIR EMPLOYMENT AND HOUSING?</p> <p><input type="checkbox"/> NO <input type="checkbox"/> YES <input checked="" type="checkbox"/> N/A</p>	<p>19. HAVE CONFLICT OF INTEREST ISSUES BEEN IDENTIFIED AND RESOLVED AS REQUIRED BY THE STATE CONTRACT MANUAL SECTION 7.10?</p> <p><input type="checkbox"/> NO <input type="checkbox"/> YES <input checked="" type="checkbox"/> N/A</p>	<p>20. FOR CONSULTING AGREEMENTS, DID YOU REVIEW ANY CONTRACTOR EVALUATIONS ON FILE WITH THE DGS LEGAL OFFICE?</p> <p><input type="checkbox"/> NO <input type="checkbox"/> YES <input type="checkbox"/> NONE ON FILE <input checked="" type="checkbox"/> N/A</p>
---	--	---

21. IS A SIGNED COPY OF THE FOLLOWING ON FILE AT YOUR AGENCY FOR THIS CONTRACTOR?

A. CONTRACTOR CERTIFICATION CLAUSES	B. STD. 204, VENDOR DATA RECORD
<input type="checkbox"/> NO <input type="checkbox"/> YES <input checked="" type="checkbox"/> N/A	<input type="checkbox"/> NO <input type="checkbox"/> YES <input checked="" type="checkbox"/> N/A

22. REQUIRED RESOLUTIONS ARE ATTACHED

NO YES N/A

23. ARE DISABLED VETERANS BUSINESS ENTERPRISE GOALS REQUIRED? *(If an amendment, explain changes, if any)*

- NO *(Explain below)*
 YES *(If YES complete the following)*

DISABLED VETERAN BUSINESS ENTERPRISES: _____ % OF AGREEMENT

Explain:

Local government agreements are exempt from DVBE requirements per SCM Section 8.12 D.

<p>24. IS THIS A SMALL BUSINESS CERTIFIED BY OFFICE OF SMALL BUSINESS AND DISABLED VETERAN BUSINESS ENTERPRISE SERVICES?</p> <p><input checked="" type="checkbox"/> NO <input type="checkbox"/> YES <i>(Indicate Industry Group)</i></p>	<p>SMALL BUSINESS REFERENCE NUMBER</p>
---	--

25. IS THIS AGREEMENT (WITH AMENDMENTS) FOR A PERIOD OF TIME LONGER THAN TWO YEARS? *(If YES, provide justification)*

NO YES

This is an ongoing fire protection agreement in which CAL FIRE provides services to and is reimbursed by local agency. Local agency has control over the approval based on fiscal and board restraints; this includes an extension clause to enable CAL FIRE to provide continuous, uninterrupted protection to local agency.

I certify that all copies of the referenced Agreement will conform to the original Agreement sent to the Department of General Services.

<p>SIGNATURE/TITLE</p> <p> Unit Chief</p>	<p>DATE SIGNED</p> <p>06/05/17</p>
--	------------------------------------

**COOPERATIVE FIRE PROGRAMS
FIRE PROTECTION REIMBURSEMENT AGREEMENT**
LG2 REV. 06/2012

AGREEMENT NUMBER	3CA03552
REGISTRATION NUMBER:	

1. This Agreement is entered into between the State Agency and the Local Agency named below:

STATE AGENCY'S NAME
California Department of Forestry and Fire Protection ("STATE" or "CAL FIRE")


LOCAL AGENCY'S NAME
County of Riverside

2. The term of this Agreement is: July 1, 2017 through June 20, 2020



3. The maximum amount of this Agreement is: \$ 595,363,145.00
Five hundred ninety five million three hundred sixty three thousand one hundred forty five dollars and zero cents

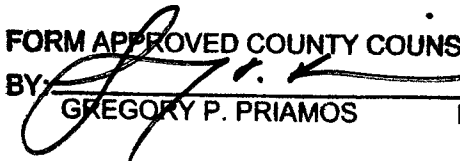
4. The parties agree to comply with the terms and conditions of the following exhibits which are by this reference made a part of the Agreement.

- Exhibit A – Scope of Work – Includes page 2 (contact page) in count for Exhibit A pages 8
- Exhibit B – Budget Detail and Payment Provisions pages 3
- Exhibit C – General Terms and Conditions pages 6
- Exhibit D – Additional Provisions pages 172

ATTEST:
KECIA HARPER, JHEM, Clerk
By 
DEPUTY

IN WITNESS WHEREOF, this Agreement has been executed by the parties hereto.

LOCAL AGENCY		<i>California Department of General Services Use Only</i>
LOCAL AGENCY'S NAME Riverside County		
BY (Authorized Signature) 	DATE SIGNED (Do not type) 6/13/17	
PRINTED NAME AND TITLE OF PERSON SIGNING John Tavaglione Chairperson, Riverside County Board of Supervisors		
ADDRESS 4080 Lemon Street, 5 th floor, Riverside CA 92501		
STATE OF CALIFORNIA		
AGENCY NAME CAL FIRE		
BY (Authorized Signature) 	DATE SIGNED (Do not type)	
PRINTED NAME AND TITLE OF PERSON SIGNING Chris Rowney, Assistant Deputy Director, Cooperative Fire Protection, Training & Safety		
ADDRESS 1416 Ninth Street, Sacramento, CA 94244-2460		

FORM APPROVED COUNTY COUNSEL
BY  6/12/17
GREGORY P. PRIAMOS DATE

COOPERATIVE FIRE PROGRAMS
FIRE PROTECTION REIMBURSEMENT AGREEMENT

The project representatives during the term of this Agreement will be:

CAL FIRE Unit	RRU	Local Agency:	County of Riverside
Chief:			
Name:	John R. Hawkins	Name:	George Johnson
Phone:	951-940-6900	Phone:	951-955-1000
Fax:	951-940-6910	Fax:	

All required correspondence shall be sent through U.S. Postal Service by certified mail and directed to:

CAL FIRE Unit	John R. Hawkins	Local Agency:	Riverside County
Chief:			
Section/Unit:	Riverside Unit	Section/Unit:	Administration County
Attention:	Robert Petersen	Attention:	Diane Sinclair
Address:	210 West San Jacinto Ave CA 92570	Address:	210 West San Jacinto Ave CA 92570
Phone:	951-940-6900	Phone:	951-940-6978
Fax:	951-940-6910	Fax:	951-657-2662

Send an additional copy of all correspondence to:

CAL FIRE
Cooperative Fire Services
P.O. Box 944246
Sacramento, CA 94244-2460

AUTHORIZATION

As used in this Agreement, "**Director**" shall mean Director of CAL FIRE. This Agreement, its terms and conditions are authorized under the Public Resources Code Sections 4141, 4142, 4143 and 4144, as applicable.

EXHIBIT A
SCOPE OF WORK

Pursuant to Public Resources Code Section 4114, and other applicable provisions of law, the State of California, Department of Forestry and Fire Protection, (“STATE” or “CAL FIRE”), maintains fire protection, prevention and suppression forces, including the necessary equipment, personnel, and facilities required to prevent and extinguish forest fires, provide wild land and structural fire protection, rescue, first aid, and other emergency services to the public. STATE has the expertise, special skills, knowledge, and experience required to perform the services under this Agreement.

The purpose of this Cooperative Fire Programs-Fire Protection Reimbursement Agreement (“Agreement”) is for:

A. The STATE to provide LOCAL AGENCY with fire protection, fire prevention, pre-fire planning, emergency response and rescue, and emergency medical services.

B. To establish and provide mutual fire and emergency services through a cooperative fire protection organizational approach (the “Organization”) wherein i) the STATE is primarily financially responsible for protecting natural resources from vegetation fires in State Responsibility Areas (“SRA”), and ii) the LOCAL AGENCY is primarily financially responsible for protecting life and property from fires and other emergencies in Local Responsibility Areas (“LRA”).

C. In order to establish and maintain the Organization, STATE and LOCAL AGENCY recognize that it is beneficial that all local entities within Riverside County who desire to contract for fire protection services do so directly with LOCAL AGENCY. This three tier structure promotes an integrated, cooperative, regional organizational structure that can better utilize available resources and facilitate the management of emergencies. The LOCAL AGENCY shall have sole authority and responsibility to establish the Organization to meet the determined level of service under this Agreement. The level of service may be based on the LOCAL AGENCY governing board’s established fiscal parameters and assessment of risks and hazards.

STATE personnel providing services under this Agreement may include any one or a combination of the following: regular employees, persons temporarily employed and commonly known as volunteers, paid-call firefighters, or others temporarily employed to perform any emergency work or emergency service including, but not limited to, fire prevention, fire suppression and emergency medical response. LOCAL AGENCY personnel providing services under this agreement may include any one or a combination of the following: regular employees or persons temporarily employed as volunteer reserve firefighters.

1. FIRE PROTECTION SERVICES TO BE PROVIDED BY THE STATE

STATE provides a modern, full service fire protection and emergency incident management agency that provides comprehensive fire protection and other emergency incident response. STATE designs regional fire protection solutions for urban and rural communities by efficiently utilizing all emergency protection resources. Regional solutions provide the most effective method of protecting the citizens of California at local, county and state levels. STATE represents and maintains that it is able to perform all services, duties and obligations required by this Agreement.

Fire protection services to be provided by STATE under this Agreement shall include, but not be limited to, each of the following (collectively "Fire Services" or "Services"):

A. Emergency fire protection, emergency response and basic life support: services include commercial, residential, and wildland fire protection, prevention and investigation; hazardous materials incident response; emergency vehicle extrication; hazardous conditions response (flooding, downed power lines, earthquake, terrorist incident, etc.); Emergency Medical Technician (EMT) level emergency medical and rescue response; and public service assistance. Also included are all management support services that include fire department administration, supervision, training and safety, personnel, finance and logistical support.

B. Advanced Life Support Services: paramedic level emergency medical response providing early advanced airway management, intravenous drug therapy, and life support system stabilization until patients are transported to the nearest emergency care facility.

C. Dispatch Services: provide fire department 9-1-1 emergency dispatch by CAL FIRE Fire/Emergency Command Center (ECC). CAL FIRE will be responsible for fire/emergency dispatching emergency resource units covered under this agreement. The CAL FIRE ECC is staffed with a Battalion Chief, three or more Fire Captains and Communications Operators to provide 24/7 year-round coverage. There is always an officer of Captain rank or higher to serve as the shift supervisor and command officer. CAL FIRE uses an integrated Computer Aided Dispatch (CAD) system using the latest technology, to direct the closest available resources to all emergency incidents.

D. Fire Code Inspection, Prevention and Enforcement Services: provide supervision for LOCAL AGENCY fire code inspection services/functions. Fire Code Enforcement will normally be available five days per week, with emergency or scheduled enforcement inspections available seven days per week.

Fire Prevention and Investigation services will be provided by CAL FIRE Prevention Officers trained in arson, commercial and wildland fire investigation. Officers are available by appointment for site visits and consultations. Officers are trained at CAL FIRE's Peace Officer Standard Training (POST) certified law enforcement training academy and they cooperate effectively with all local, state and federal law enforcement agencies.

E. Land Use/ Pre-Fire Planning Services: CAL FIRE staff will provide community land use planning, administration of Pre-Fire project work, including community outreach, development of community education programs, project quality control, maintenance of project records and submittal of progress reports, completion of required environmental documentation, acquisition of required permits and completion of other associated administrative duties.

2. CAL FIRE UNIT CHIEF – STATE ADMINISTRATION

Pursuant to Public Resources Code Section 4114:

- A. Director shall select and employ a Region Chief who shall, under the direction of the Director/Chief Deputy Director, manage all aspects of fire prevention and fire protection services and forestry-related programs.

- B. Director will select and employ a Unit Chief who shall, under the supervision and direction of Director or a lawful representative, have charge of the Organization described in Exhibit D, Schedules A, B and C, which are attached hereto and made a part of this Agreement by this reference.
- C. LOCAL AGENCY may appoint, with the concurrence of the Region Chief, which concurrence shall not be unreasonably withheld, the Unit Chief as the LOCAL AGENCY Fire Chief pursuant to applicable statutory authority.
- D. The Unit Chief may dispatch personnel and equipment listed in Exhibit D, Schedules A, B and C, from the assigned station or location under guidelines established by LOCAL AGENCY and approved by STATE. Personnel and/or equipment listed in Exhibit D, Schedule B, may be dispatched at the sole discretion of STATE.
- E. The Unit Chief shall exercise professional judgment consistent with STATE policy and his or her employment by STATE in authorizing or making any assignments to emergencies and other responses, including assignments made in response to requests under mutual aid agreements.
- F. Except as may be otherwise provided for in this Agreement, STATE shall not incur any obligation on the part of LOCAL AGENCY to pay for any labor, materials, supplies or services beyond the total set forth in the attached Exhibit D, Schedules A and C, as to the Services to be rendered pursuant to each Schedule.
- G. Nothing in this Agreement shall alter or amend or be construed to alter or amend any Collective Bargaining Agreement or Memorandum of Understanding by and between the State of California and its employees under the State Employer-Employee Relations Act.
- H. Supervision over the Services to be provided under this Agreement, including the standards of performance, the discipline of firefighting personnel, other matters incident to the performance of such Services and the control of personnel employed to provide Services under this Agreement, shall remain with the STATE. The STATE will use reasonable efforts to keep LOCAL AGENCY informed of events that would likely result in legal claims or litigation.

3. **LOCAL AGENCY FIRE CHIEF – LOCAL AGENCY ADMINISTRATION**

Under this Agreement, and with the approval of the Board of Supervisors of the County of Riverside, the CAL FIRE Unit Chief will also serve as the LOCAL AGENCY Fire Chief (“**Fire Chief**”). Notwithstanding this dual role as CAL FIRE Unit Chief and LOCAL AGENCY Fire Chief, the CAL FIRE Unit Chief shall remain responsible for compliance with Government Code Section 19990 et seq., and all CAL FIRE policies including, but not limited to, CAL FIRE Handbook Section 1082. The STATE when considering the appointment of an individual to serve as the CAL FIRE Unit Chief will consult with and consider input from the LOCAL AGENCY on final selection of the CAL FIRE Unit Chief. The Director will have the final decision on who is appointed the CAL FIRE Unit Chief. When performing the administrative functions listed below as the CAL FIRE Unit Chief, the LOCAL AGENCY Fire Chief will report to the LOCAL AGENCY County Executive Officer. Upon appointment as the LOCAL AGENCY Fire Chief, the following applies:

A. Is a single position class and serves at the direction of, and receives overall administrative policy guidance from, the County Executive Officer, who administers and interprets work rules, policies and procedures.

B. Implements all applicable policies of the Board of Supervisors to the extent they do not conflict with State policy and statute and that all activities further the concept embodied by this agreement that being the formation and continuation of an Integrated, Cooperative, Regional Fire Protection System.

C. Under general direction, assists the County Executive Officer by planning, performing, coordinating, leading and controlling responsible administrative work in such fields as fire administration, including staffing levels, budgeting and financing, apparatus and equipment acquisition, management and maintenance, telecommunications; modern municipal firefighting methods in structural, vehicle and vegetation fires; and fire prevention laws, rules and regulations and community development relating to the control and prevention of fires; emergency medical services; technical rescue; and hazardous materials response and control.

D. Exercises responsibility for development and administration of the departmental budget, including consideration of revenues and expected or actual expenditures, working with the LOCAL AGENCY Chief Fiscal Officer on revenue trends (including increases and decreases), working with the County Executive Officer on overall budget guidance and presents budget to the Board of Supervisors for policy approval.

E. Makes presentations to the Board of Supervisors; advises Board of Supervisors annually, or as necessary, on status of the fire department, including status, opportunities and potential threats or problems; attends public functions; promotes fire safety and prevention; maintains relations with other jurisdictions and the media.

F. Advises on the adequacy of housing of all firefighting apparatus and equipment; makes recommendations for additional or replacement fire stations to meet the appropriate service level needs; ensures the maintenance, repair, improvement and replacement of equipment, fire stations, and other facilities; the inventory and requisitioning of materials, supplies and equipment; the continuing development and utilization of a fire communication system; and the preparation of records and reports.

G. Develops and submits for approval to County Executive Officer and to the County Board of Supervisors a long-range, Fire Protection Strategic Master Plan. Such plan will ultimately provide the County with the most cost-effective and optimal fire protection.

H. Reviews and recommends to the County Planning Commission and the Board of Supervisors fire protection planning, fire defense system proposals pursuant to County ordinances, resolutions, regulations and policies. When necessary, recommends new measures or revisions of existing ordinances or codes to ensure life and property safety.

I. Negotiates mutual aid agreements, not in conflict with STATE Mutual Aid Agreements, for fire protections between LOCAL AGENCY and counties that lie contiguous to

LOCAL AGENCY; any other agreements, including but not limited to, cooperative, service or share agreements between LOCAL AGENCY and other jurisdictions or districts. No agreement negotiated hereunder shall become effective without prior approval and execution by the County Board of Supervisors.

J. In order to establish and maintain the Organization, LOCAL AGENCY has or will be entering into separate Cooperative Agreements with local entities, such as cities and districts or other County agencies, (“**Contract Partners**”) to provide fire protection, fire prevention and emergency response services by and through this Agreement.

K. Negotiates fire protection contractual agreements with incorporated cities wishing to or already participating in the Organization. The LOCAL AGENCY Unit Chief shall make every effort to ensure that the fire protection, fire prevention, emergency response and all other provisions of the Agreement that apply to the Contract Partners is consistent with services provided to the LOCAL AGENCY.

L. May serve as the Riverside County Mutual Aid Operational Area Coordinator or as an alternate and other such related fire association.

M. Shall be responsible for establishing regular meetings between the Director of CalFire and the LOCAL AGENCY at a location determined by the LOCAL AGENCY. A minimum of two (2) meetings per fiscal year are required.

4. CAL FIRE UNIT CHIEF – MANAGEMENT OF OPERATIONS

In respect to operational functions, the CAL FIRE Unit Chief will report to the CAL FIRE Southern Region Chief. In the course of performing management and control of operational duties for the scope of services provided by STATE, STATE is responsible for the actions of the Unit Chief and all personnel whom receive operational direction and management there from. Upon appointment by Director to serve pursuant to this Agreement, the Unit Chief shall undertake and provide the following:

A. The position has the special responsibility for providing leadership and management direction in the selection, training, utilization, and evaluation of STATE and LOCAL AGENCY personnel; directs major department programs which include, but not limited to, fire prevention, public education, fire inspection, arson investigation, fire suppression, fire control, pre-hospital emergency medical services, technical rescue, and public assists..

B. Is responsible for the administration and control of the County Fire Department resources in order to provide fire prevention, fire suppression, emergency medical services, and rescue services and disaster preparedness emergency services to the residents of Riverside County and assist with maintaining and improving fire insurance ratings.

C. Directs, coordinates, and oversees the efforts of all fire personnel who participate on initial and major emergency operations in the areas protected. When County resources are committed to incidents and not available to be diverted to new incidents the Unit Chief will make

certain that adequate and immediate resources are dispatched for move up and over to each affected fire station or ongoing emergency incidents. It is recognized that continuing emergencies could deplete resources where travel times would be a limiting factor.

D. Directs and controls coordination with any community volunteers and LOCAL AGENCY volunteer reserve firefighters in order to integrate volunteer efforts with those of full-time personnel.

E. Is responsible for assuring adequate training programs are instituted on a regular basis for all who participate in the fire protection and prevention program.

F. Establishes and maintains a comprehensive information telecommunications system between all companies and a central dispatch command center and cooperating agencies.

G. Conducts inspections of the fire equipment and facilities, as necessary.

5. SUPPRESSION COST RECOVERY

In accordance with Health and Safety Code ("H&SC") Section 13009 *et seq.*, public agencies participating in fire suppression, rescue or emergency medical services may bring an action for collection of suppression costs of any fire caused by negligence, violation of law, or failure to correct noticed fire safety violations. When using LOCAL AGENCY equipment and personnel under the terms of this agreement, STATE may, at the request of LOCAL AGENCY, bring such an action for collection of costs incurred by LOCAL AGENCY. In such a case, the LOCAL AGENCY shall authorize, in writing, the STATE as its agent in said collection proceedings. When STATE is designated by LOCAL AGENCY to bring an action pursuant to this section, STATE shall itemize the total amounts claimed under this section by each party in the complaint. In the event of recovery, STATE shall pay to or credit the LOCAL AGENCY the amounts recovered on behalf of LOCAL AGENCY less actual fees and litigation costs in a proportional percentage amount that each party has asserted to be recovered. These recovery costs are for services provided which are beyond the scope of those covered by the local government administrative fee.

In the event that LOCAL AGENCY pursues its cost recovery actions on its own behalf, STATE shall be notified by LOCAL AGENCY in writing and STATE shall provide all requested cost information in a timely manner to allow LOCAL AGENCY to pursue its own cost recover action. In the event of recovery, LOCAL AGENCY shall pay to or credit the STATE the amounts recovered less actual fees and litigation costs in a proportional percentage amount that each party has asserted to be recovered.

In all such instances, the lead party prosecuting the cost recovery action shall give timely notice to the other party of the cost recovery efforts undertaken under H&SC Section 13009 *et seq.*

6. ASSISTANCE TO NON-COUNTY ENTITY

Pursuant to H&SC Sections 13050 *et seq.*, when rendering mutual aid or assistance, STATE may, at the request of LOCAL AGENCY, demand payment of charges and seek reimbursement of LOCAL AGENCY costs for personnel, equipment and operating expenses as funded herein, under authority

given by H&SC Sections 13051 and 13054. STATE, in seeking said reimbursement pursuant to such request of LOCAL AGENCY, shall represent LOCAL AGENCY by following the procedures set forth in H&SC Section 13052. Any recovery of LOCAL AGENCY costs, less actual expenses, shall be paid or credited to LOCAL AGENCY, as directed by LOCAL AGENCY.

In all such instances, STATE shall give timely notice of the possible application of H&SC Sections 13051 and 13054 to the officer designated by LOCAL AGENCY.

7. EQUIPMENT/PERSONAL PROPERTY PURCHASE AND ACCOUNTING

LOCAL AGENCY shall be responsible for all costs associated with equipment and/or personal property required by personnel to carry out this Agreement. Employee uniform costs will be assessed to the LOCAL AGENCY through the Agreement billing process. Personal Protective Equipment ("PPE") costs shall be the responsibility of the LOCAL AGENCY. By mutual agreement, PPE meeting the minimum specifications established by the STATE may be purchased directly by the LOCAL AGENCY.

In the event that LOCAL AGENCY elects that the STATE supply all PPE, LOCAL AGENCY will be billed for costs incurred. All dollars spent on PPE, regardless of purchasing party, shall be on PPE that complies with applicable CAL FIRE Firefighting Hazard and Risk Assessment specifications. Any changes in minimum specifications established by the STATE will be promptly conveyed to LOCAL AGENCY.

All property provided by LOCAL AGENCY and by STATE for the purpose of providing Services under this Agreement shall be marked and accounted for by the Unit Chief in such a manner as to conform to the regulations, if any, established by the parties for the segregation, care, and use of the respective properties.

EXHIBIT B
BUDGET DETAIL AND PAYMENT PROVISIONS

1. PAYMENT FOR SERVICES

- A. LOCAL AGENCY shall pay STATE actual cost for fire protection services performed and expenses incurred pursuant to this Agreement for an annual amount not to exceed that set forth in Exhibit D, Schedule A for each fiscal year. Each fiscal year shall begin on July 1 and end on the following June 30. STATE shall prepare an Exhibit D, Schedule A each year, which shall be the basis for payment for the entire fiscal year for which services are provided unless a written amendment to this Agreement has been executed by both parties.
- B. To comply with the STATE's mandate for full cost recovery of goods and services provided to others, LOCAL AGENCY shall be responsible for all actual STATE costs, direct and indirect, required to execute the terms of this Agreement. These costs shall include, but not be limited to: required training and associated post coverage, employee uniform and Personal Protective Equipment ("PPE") costs.
- C. Any other funds designated by LOCAL AGENCY to be expended under the supervision of or for use by a Unit Chief for fire protection services shall be set forth in Exhibit D, Schedule C. This clause shall not limit the right of LOCAL AGENCY to make additional expenditures, whether under Exhibit D, Schedule C or otherwise.
- D. STATE shall invoice LOCAL AGENCY for the cost of fire protection services on a quarterly basis as follows:
 - 1) For actual services rendered by STATE during the period of July 1 through September 30, by an invoice filed with LOCAL AGENCY on or after December 10.
 - 2) For actual services rendered by STATE during the period October 1 through December 31, by an invoice filed with LOCAL AGENCY on or after December 31.
 - 3) For actual services rendered by STATE during the period January 1 through March 31, by an invoice filed with LOCAL AGENCY on or after March 31.
 - 4) For the estimated cost of services during the period April 1 through June 30, by an invoice filed in advance with LOCAL AGENCY on or after March 1.
 - 5) A final statement shall be filed with LOCAL AGENCY by October 1 following the close of the fiscal year, reconciling the payments made by LOCAL AGENCY with the cost of the actual services rendered by STATE and including any other costs as provided herein, giving credit for all payments made by LOCAL AGENCY and claiming the balance due to STATE, if any, or refunding to LOCAL AGENCY the amount of any overpayment.
 - 6) All payments by LOCAL AGENCY shall be made within thirty (30) days of receipt of invoice from STATE, or within thirty (30) days after the filing dates specified above, whichever is later.

- 7) The STATE reserves the right to adjust the frequency of billing and payment to a monthly cycle with a thirty (30) day written notice to the LOCAL AGENCY when:
 - a. The Director predicts a cash flow shortage, or
 - b. When determined by the Region Chief, after consulting with the Unit Chief and the LOCAL AGENCY Contract Administrator, that the LOCAL AGENCY may not have the financial ability to support the contract at the contract level.
- E. Invoices shall include actual or estimated costs as provided herein of salaries and employee benefits for those personnel employed, charges for operating expenses and equipment and the administrative charge in accordance with Exhibit D, Schedule A. When Contractual rates (as defined below) are indicated, the rate shall be based on an average salary plus all benefits. "Contractual rates" means an all-inclusive rate established in Exhibit D, Schedule A for total costs to STATE, per specified position, for 24-hour fire protection services during the period covered.
- F. STATE shall credit the LOCAL AGENCY, or cover behind at no cost, for the costs of Non-Post (e.g. Fire Marshal, Training Officer, etc.) positions and equipment assigned to STATE responsibility fires or other STATE funded emergency incidents. The STATE shall notify the LOCAL AGENCY when this occurs.
- G. STATE shall maintain adequate records to discharge its responsibilities under this Agreement and shall permit inspection of STATE's appropriate records that relate to services provided to LOCAL AGENCY, as allowed by law. STATE shall provide LOCAL AGENCY access to all such records pertaining to performance of services pursuant to this Agreement for such purposes as approval, funding or auditing services, upon reasonable notice. Such records shall be maintained by STATE for periods of time as provided by law or records retention schedules duly adopted by the appropriate legislative body. Covenants under this section shall survive the termination of this Agreement only as required by law.

2. COST OF OPERATING AND MAINTAINING EQUIPMENT AND PROPERTY

The cost of maintaining, operating, and replacing any and all property and equipment, real or personal, furnished by the parties hereto for fire protection purposes, shall be borne by the party owning or furnishing such property or equipment unless otherwise provided for herein or by separate written agreement.

3. REIMBURSEMENT OF COUNTY RESOURCES FOR STATE MISSION

STATE shall reimburse the LOCAL AGENCY for the cost of using LOCAL AGENCY personnel and equipment described in Exhibit D, Schedule C while performing on behalf of a STATE mission or responsibility within or outside of Riverside County. LOCAL AGENCY reserves the right to make the final decision on resources responding outside of LOCAL AGENCY boundaries. LOCAL AGENCY is entitled to reimbursement for the following costs, but is not limited to: suppression,

incident, supplies or services, and investigation assistance requested by the STATE; including any appropriate administrative fee representing the LOCAL AGENCY'S costs.

4. BUDGET CONTINGENCY CLAUSE

- A. If the LOCAL AGENCY's governing authority does not appropriate sufficient funds for the current year or any subsequent years covered under this Agreement, which results in an inability to pay the STATE for the Services specified in this Agreement, the LOCAL AGENCY shall promptly notify the STATE and this Agreement will terminate pursuant to the notice periods required herein.
- B. If funding for any fiscal year is reduced or deleted by the LOCAL AGENCY for purposes of this program, the LOCAL AGENCY shall promptly notify the STATE, and the STATE shall have the option to either cancel this Agreement with no liability occurring to the STATE, or offer an agreement amendment to LOCAL AGENCY to reflect the reduced amount, pursuant to the notice terms herein.
- C. If the STATE Budget Act does not appropriate sufficient funds to provide the Services for the current year or any subsequent years covered under this Agreement, which results in an inability to provide the services specified in this Agreement to the LOCAL AGENCY, the STATE shall promptly notify the LOCAL AGENCY, and this Agreement will terminate pursuant to the notice periods required herein.
- D. If funding for any fiscal year is reduced or deleted by the STATE Budget Act for purposes of this program, the STATE shall promptly notify the LOCAL AGENCY, and the LOCAL AGENCY shall have the option to either cancel this Agreement with no liability occurring to the LOCAL AGENCY, or offer an agreement amendment to LOCAL AGENCY to reflect the reduced services, pursuant to the notice terms herein.
- E. Notwithstanding the foregoing provisions in paragraphs A and B above, the LOCAL AGENCY shall remain responsible for payment for all Services actually rendered by the STATE under this Agreement regardless of LOCAL AGENCY funding being reduced, deleted or not otherwise appropriated for this program. The LOCAL AGENCY shall promptly notify the STATE in writing of any budgetary changes that would impact this Agreement.
- F. LOCAL AGENCY and STATE agree that this Budget Contingency Clause shall not relieve or excuse either party from its obligation(s) to provide timely notice as may be required elsewhere in this Agreement.

EXHIBIT C
GENERAL TERMS AND CONDITIONS

1. **APPROVAL**: This Agreement is of no force or effect until signed by both parties and approved by the Department of General Services, if required. STATE will not commence performance until such approval has been obtained.
2. **AMENDMENT**: This Agreement may be amended by mutual consent of LOCAL AGENCY and STATE. No amendment or variation of the terms of this Agreement shall be valid unless made in writing, signed by the parties and approved as required. No oral understanding or Agreement not incorporated in the Agreement is binding on any of the parties.

If during the term of this Agreement LOCAL AGENCY shall desire a reduction in STATE civil service employees assigned to the Organization provided for in Exhibit D, Schedule A, LOCAL AGENCY shall provide 120 days written notice of the requested reduction. Notification shall include the following: (1) The total amount of reduction; (2) The firm effective date of the reduction; and (3) The number of employees, by classification, affected by a reduction. If such notice is not provided, LOCAL AGENCY shall reimburse STATE for relocation costs incurred by STATE as a result of the reduction. Personnel reductions resulting solely from an increase in STATE employee salaries or STATE expenses occurring after signing this Agreement and set forth in Exhibit D, Schedule A, to this Agreement shall not be subject to relocation expense reimbursement by LOCAL AGENCY.

If during the term of this Agreement costs to LOCAL AGENCY as set forth in any Exhibit D, Schedule A, to this Agreement increase and LOCAL AGENCY, in its sole discretion, determines it cannot meet such increase without reducing services provided by STATE, LOCAL AGENCY shall within thirty (30) days of receipt of such Schedule notify STATE and designate which adjustments shall be made to bring costs to the necessary level. If such designation is not received by STATE within the period specified, STATE shall reduce services in its sole discretion to permit continued operation within available funds.

3. **ASSIGNMENT**: This Agreement is not assignable by the LOCAL AGENCY either in whole or in part, without the consent of the STATE in the form of a formal written amendment.
4. **EXTENSION AND RENEWAL OF AGREEMENT**:
 - A. One (1) year prior to the date of expiration of this Agreement, LOCAL AGENCY shall give STATE written notice of whether LOCAL AGENCY intends to extend this Agreement or enter into a new agreement with STATE for fire protection services and, if so, whether LOCAL AGENCY intends to change the level of fire protection services provided under this Agreement.
 - B. If LOCAL AGENCY fails to provide the notice, as defined above in paragraph A above, STATE shall have the option to extend this Agreement for a period of up to one (1) year from the original termination date and to continue providing services at the same or reduced level as STATE determines would be appropriate during the extended period of this Agreement. Six (6) months prior to the date of expiration of this Agreement, or any extension hereof, STATE shall give written notice to LOCAL AGENCY of any extension of this Agreement and any change in the level of fire protection services STATE will provide during the extended period of this Agreement. Services provided and obligations incurred by STATE

during an extended period shall be accepted by LOCAL AGENCY as services and obligations under the terms of this Agreement.

- C. The cost of services provided by STATE during the extended period shall be based upon the amounts that would have been charged LOCAL AGENCY during the fiscal year in which the extended period falls had the Agreement been extended under this Section 4. Payment by LOCAL AGENCY for services rendered by STATE during the extended period shall be in accordance with Exhibit B, Section 1.B of this Agreement.
5. **AUDIT:** STATE, including the Department of General Services and the Bureau of State Audits, and LOCAL AGENCY agree that their designated representative shall have the right to review and to copy any records and supporting documentation of the other party hereto, pertaining to the performance of this Agreement. STATE and LOCAL AGENCY agree to maintain such records for possible audit for a minimum of three (3) years after final payment, unless a longer period of records retention is stipulated or as required by law, and to allow the auditor(s) of the other party access to such records during normal business hours and to allow interviews of any employees who might reasonably have information related to such records. STATE and LOCAL AGENCY agree to a similar right to audit records and interview staff in any subcontract related to performance of this Agreement. (Gov. Code §8546.7, Pub. Contract Code §10115 et seq., CCR Title 2, Section 1896).
6. **INDEMNIFICATION:** To the fullest extent permitted by applicable law, STATE shall and does agree to indemnify, protect, defend and hold harmless LOCAL AGENCY, its agencies, districts, special districts and departments, their respective directors, officers, Board of Supervisors, elected and appointed officials, employees, agents and representatives (collectively, "**Indemnitees**") for, from and against any and all liabilities, claims, damages, losses, liens, causes of action, suits, awards, judgments and expenses, attorney and/or consultant fees and costs, taxable or otherwise, of any nature, kind or description of any person or entity, directly or indirectly arising out of, caused by, or resulting from (1) the Services performed hereunder by STATE, or any part thereof, (2) the Agreement, including any approved amendments or modifications, or (3) any negligent act or omission of STATE, its officers, employees, subcontractors, agents, or representatives (collectively, "**Liabilities**"). Notwithstanding the foregoing, the only Liabilities with respect to which STATE's obligation to indemnify, including the cost to defend, the Indemnitees does not apply is with respect to Liabilities resulting from the negligence or willful misconduct of an Indemnitee, or to the extent such claims do not arise out of, pertain to or relate to the Scope of Work in the Agreement.

To the fullest extent permitted by applicable law, LOCAL AGENCY shall and does agree to indemnify, protect, defend and hold harmless STATE, its agencies, departments, directors, officers, agents, elected and appointed officials and representatives (collectively, "**Indemnitees**") for, from and against any and all liabilities, claims, damages, losses, liens, causes of action, suits, awards, judgments and expenses, attorney and/or consultant fees and costs, taxable or otherwise, of any nature, kind or description of any person or entity, directly or indirectly arising out of, caused by, or resulting from (1) the services performed hereunder, by LOCAL AGENCY, or any part thereof, (2) the Agreement, including any approved amendments or modifications, or (3) any negligent act or omission of LOCAL AGENCY its officers, employees, subcontractors, agents, or representatives (collectively, "**Liabilities**").

Notwithstanding the foregoing, the only Liabilities with respect to which LOCAL AGENCY's obligation to indemnify, including the cost to defend, the Indemnitees does not apply is with respect to Liabilities resulting from the negligence or willful misconduct of an Indemnitee, or to the extent such claims do not arise out of, pertain to or relate to the Scope of Work in the Agreement.

7. **DISPUTES**: LOCAL AGENCY shall select and appoint a "Contract Administrator" who shall, under the supervision and direction of LOCAL AGENCY, be available for contract resolution or policy intervention with the STATE's Region Chief when, upon determination by the designated STATE representative, the Unit Chief acting as LOCAL AGENCY's Fire Chief under this Agreement faces a situation in which a decision to serve the interest of LOCAL AGENCY has the potential to conflict with STATE interest or policy. Any dispute concerning a question of fact arising under the terms of this Agreement which is not disposed of within a reasonable period of time by the LOCAL AGENCY and STATE employees normally responsible for the administration of this Agreement shall be brought to the attention of the Chief Executive Officer (or designated representative) of each organization for joint resolution. For purposes of this provision, a "reasonable period of time" shall be ten (10) calendar days or less. STATE and LOCAL AGENCY agree to continue with the responsibilities under this Agreement during any dispute. Disputes that are not resolved informally by and between LOCAL AGENCY and STATE representatives may be resolved, by mutual agreement of the parties, through alternate forms of dispute resolution, including, but not limited to, mediation or non-binding arbitration. The costs associated with the selected form of dispute resolution such as mediation or non-binding arbitration shall be shared equally among the participating parties. If the alternate form of dispute resolution does not resolve the issue(s), the parties reserve the right to seek remedies as provided by law or in equity. Venue for litigation shall be in Riverside County.

Any claims or causes of actions, whether they arise out of unresolved disputes as specified in this Section or claims by third parties that are made against the LOCAL AGENCY, shall be submitted to the Office of the Clerk of the Board for the County of Riverside in a timely manner.

8. **TERMINATION FOR CAUSE/CANCELLATION**: If LOCAL AGENCY fails to remit payments in accordance with any part of this Agreement, STATE may terminate this Agreement and all related services upon sixty (60) days written notice to LOCAL AGENCY. Termination of this Agreement does not relieve LOCAL AGENCY from providing STATE full compensation in accordance with terms of this Agreement for services actually rendered by STATE pursuant to this Agreement. This Agreement may be cancelled at the option of either STATE or LOCAL AGENCY at any time during its term, with or without cause, on giving one (1) year's written notice to the other party.
9. **INDEPENDENT CONTRACTOR**: As may be applicable and unless otherwise provided in this Agreement: i) LOCAL AGENCY and the agents and employees of LOCAL AGENCY, in the performance of this Agreement, shall act in an independent capacity and not as officers or employees or agents of the STATE; and ii) STATE and the agents and employees of STATE, in the performance of this Agreement, shall act in an independent capacity and not as officers or employees or agents of the LOCAL AGENCY.
10. **TIMELINESS**: Time is of the essence in the performance of this Agreement.

11. **COMPENSATION**: The consideration to be paid STATE, as provided herein, shall be in compensation for all of STATE's expenses incurred in the performance hereof, including travel, per diem, and taxes, unless otherwise expressly so provided.
12. **GOVERNING LAW**: This Agreement is governed by and shall be interpreted in accordance with the laws of the State of California.
13. **CHILD SUPPORT COMPLIANCE ACT**: "For any Agreement in excess of \$100,000, the LOCAL AGENCY acknowledges in accordance with Public Contract Code 7110, that:
 - A. The LOCAL AGENCY recognizes the importance of child and family support obligations and shall fully comply with all applicable state and federal laws relating to child and family support enforcement, including, but not limited to, disclosure of information and compliance with earnings assignment orders, as provided in Chapter 8 (commencing with section 5200) of Part 5 of Division 9 of the Family Code; and
 - B. The LOCAL AGENCY, to the best of its knowledge is fully complying with the earnings assignment orders of all employees and is providing the names of all new employees to the New Hire Registry maintained by the California Employment Development Department."
14. **UNENFORCEABLE PROVISION**: In the event that any provision of this Agreement is unenforceable or held to be unenforceable, then the parties agree that all other provisions of this Agreement have force and effect and shall not be affected thereby.
15. **COMPLIANCE WITH THE HEALTH INSURANCE PORTABILITY AND ACCOUNTABILITY ACT (HIPAA)**

The STATE and LOCAL AGENCY each have a responsibility to comply with the provisions of the Health Insurance Portability and Accountability Act of 1996 ("HIPAA"), Public Law 104-191, enacted August 21, 1996, the Health Information Technology for Economic and Clinical Health Act ("HITECH"), provisions of the American Recovery and Reinvestment Act of 2009, Public Law 111-5, enacted on February 19, 2009 the 2001 State Health Insurance Portability and Accountability Implementation Act and the related laws and regulations promulgated subsequent thereto (collectively referred to as "HIPPA Laws").

Medical records generated by STATE personnel in performing duties under this Agreement shall be the property of the STATE and the STATE shall endeavor to process these records in accordance with the attached Exhibit D-HIPAA Business Associate Agreement Addendum ("HIPPA Addendum"). The STATE and LOCAL AGENCY understand and agree that the STATE shall not be required to comply with any provision, obligation or requirement in the HIPPA Addendum that exceeds or in any way increases what is otherwise required by the STATE to comply with the HIPPA Laws. The STATE shall bear no liability or assume any responsibility to LOCAL AGENCY for any claims or damages that may arise from the STATE not complying with any provision, obligation or requirement in the HIPPA Addendum that exceeds or in any way increases what is otherwise required by the STATE to comply with the HIPPA Laws. The STATE and LOCAL AGENCY hereby agree that: i) paragraph 9 of the HIPPA Addendum entitled Hold Harmless/Indemnification is deleted in its entirety; and ii) prior to termination of the Agreement under paragraph 11 of the HIPPA Addendum, the STATE and LOCAL AGENCY shall comply with the notice provisions contained in the Agreement. Notwithstanding, in the event of a conflict between any provision contained in the HIPPA Addendum and otherwise in this Agreement, the

provision in the Agreement shall be controlling and shall supersede the conflicting provision contained in the HIPPA Addendum.

16. LIABILITY INSURANCE

The STATE and LOCAL AGENCY acknowledge that as public agencies each shall maintain insurance or a program or programs of self-insurance that reasonably protects their respective operations. Each party shall maintain and cover the cost of its own programs of insurance or self-insurance.

17. WORKERS COMPENSATION: The STATE and LOCAL AGENCY acknowledge that as public agencies each maintain its own workers' compensation insurance programs and each may be permissively self insured as required and allowed by law. Each party shall carry and cover the cost of its own workers' compensation program commensurate with California State law.

18. CONFLICT OF INTEREST: LOCAL AGENCY needs to be aware of the following provisions regarding current or former state employees. If LOCAL AGENCY has any questions on the status of any person rendering services or involved with the Agreement, the awarding agency must be contacted immediately for clarification.

Current State Employees (Public Contract Code §10410):

- 1) No officer or employee shall engage in any employment, activity or enterprise from which the officer or employee receives compensation or has a financial interest and which is sponsored or funded by any state agency, unless the employment, activity or enterprise is required as a condition of regular state employment.
- 2) No officer or employee shall contract on his or her own behalf as an independent contractor with any state agency to provide goods or services.

Former State Employees (Public Contract Code §10411):

- 1) For the two-year period from the date he or she left state employment, no former state officer or employee may enter into a contract in which he or she engaged in any of the negotiations, transactions, planning, arrangements or any part of the decision-making process relevant to the contract while employed in any capacity by any state agency.
- 2) For the twelve-month period from the date he or she left state employment, no former state officer or employee may enter into a contract with any state agency if he or she was employed by that state agency in a policy-making position in the same general subject area as the proposed contract within the 12-month period prior to his or her leaving state service.

If LOCAL AGENCY violates any provisions of above paragraphs, such action by LOCAL AGENCY shall render this Agreement void. (Public Contract Code §10420)

Members of boards and commissions are exempt from this section if they do not receive payment other than payment of each meeting of the board or commission, payment for preparatory time and payment for per diem. (Public Contract Code §10430 (e))

19. LABOR CODE/WORKERS' COMPENSATION: LOCAL AGENCY needs to be aware of the provisions which require every employer to be insured against liability for Worker's Compensation or to undertake self-insurance in accordance with the provisions, and LOCAL

AGENCY affirms to comply with such provisions before commencing the performance of the work of this Agreement. (Labor Code Section 3700)

20. **AMERICANS WITH DISABILITIES ACT:** LOCAL AGENCY assures the State that it complies with the Americans with Disabilities Act (ADA) of 1990, which prohibits discrimination on the basis of disability, as well as all applicable regulations and guidelines issued pursuant to the ADA. (42 U.S.C. 12101 et seq.)
21. **LOCAL AGENCY NAME CHANGE:** An amendment is required to change the LOCAL AGENCY'S name as listed on this Agreement. Upon receipt of legal documentation of the name change the STATE will process the amendment. Payment of invoices presented with a new name cannot be paid prior to approval of said amendment.
22. **RESOLUTION:** A county, city, district, or other local public body must provide the STATE with a copy of a resolution, order, motion, or ordinance of the local governing body which by law has authority to enter into an agreement, authorizing execution of the agreement.
23. **AIR OR WATER POLLUTION VIOLATION:** Under the State laws, the LOCAL AGENCY shall not be: (1) in violation of any order or resolution not subject to review promulgated by the State Air Resources Board or an air pollution control district; (2) subject to cease and desist order not subject to review issued pursuant to Section 13301 of the Water Code for violation of waste discharge requirements or discharge prohibitions; or (3) finally determined to be in violation of provisions of federal law relating to air or water pollution.
24. **EXCISE TAX**
State of California is exempt from federal excise taxes, and no payment will be made for any taxes levied on employees' wages. STATE will pay any applicable State of California or local sales or use taxes on the services rendered or equipment or parts supplied pursuant to this Agreement. The STATE may pay any applicable sales and use tax imposed by another state.
25. **ENTIRE AGREEMENT:** This Agreement contains the whole agreement between the Parties. It cancels and supersedes any previous Agreement for the same or similar services.

EXHIBIT D
ADDITIONAL PROVISIONS

Schedules

The following Schedules are included as part of this Agreement:

- A. Fiscal Display, PRC 4142 AND/OR PRC 4144** - STATE provided LOCAL AGENCY funded fire protection services. STATE-owned vehicles shall be operated and maintained in accordance with policies of STATE at rates listed in Exhibit D, Schedule A.
- B. STATE Funded Resource** - A listing of personnel, crews and major facilities of the STATE overlapping or adjacent to the local agency area that may form a reciprocal part of this agreement.
- C. LOCAL AGENCY Provided Local Funded Resources** - A listing of services, personnel, equipment and expenses, which are paid directly by the local agency, but which are under the supervision of the Unit Chief.
- D. HIPAA Business Associate Agreement Addendum to Contract**

Exhibit D, Schedule A
Local Funded - State Resources
Fiscal Display
PRC 4142

This is Schedule A of Cooperative Agreement originally dated July 1, 2017 by and between CAL FIRE of the State of California and County of Riverside

BAT	STN	TITLE	DIV	PCA	PERIOD	Sum of PY	Sum of TOTAL BASE SALARY	Sum of TOTAL EDWC	Sum of TOTAL OT	Sum of TOTAL UNIFORM /OEE	Sum of BENEFITS	Sum of ADM CHG	Sum of GRAND TOTAL
1	1A	FAE	SW	37119	6/1-6/30	0.17	\$9,832	\$5,008	\$2,261	\$355	\$11,255	\$3,615	\$32,325
1	1A	FAE	SW	37119	7/1-12/31	1.00	\$58,992	\$30,046	\$13,563	\$2,130	\$67,530	\$21,688	\$193,949
1	1A	FAE	SW	37119 Total		1.17	\$68,824	\$35,053	\$15,824	\$2,485	\$78,785	\$25,302	\$226,274
1	3ME	FAE	SW	37100	1/1-6/30	1.00	\$58,992	\$30,046	\$13,563	\$2,130	\$67,530	\$21,688	\$193,949
1	3ME	FAE	SW	37100	7/1-12/31	1.00	\$58,992	\$30,046	\$13,563	\$2,130	\$67,530	\$21,688	\$193,949
1	3ME	FAE	SW	37100 Total		2.00	\$117,984	\$60,092	\$27,126	\$4,260	\$135,061	\$43,375	\$387,898
1	3ME	FC	SW	37100	1/1-6/30	0.50	\$33,834	\$17,232	\$7,779	\$1,065	\$38,728	\$12,419	\$111,057
1	3ME	FC	SW	37100	7/1-12/31	0.50	\$33,834	\$17,232	\$7,779	\$1,065	\$38,728	\$12,419	\$111,057
1	3ME	FC	SW	37100 Total		1.00	\$67,667	\$34,464	\$15,558	\$2,130	\$77,457	\$24,837	\$222,114
1	3ME	FF II	SW	37100	1/1-6/30	1.00	\$51,492	\$26,226	\$11,839	\$2,130	\$58,949	\$18,965	\$169,601
1	3ME	FF II	SW	37100	7/1-12/31	1.00	\$51,492	\$26,226	\$11,839	\$2,130	\$58,949	\$18,965	\$169,601
1	3ME	FF II	SW	37100 Total		2.00	\$102,984	\$52,452	\$23,678	\$4,260	\$117,897	\$37,930	\$339,201
1	3ME	FF II MEDIC	SW	37100	1/1-6/30	1.50	\$90,648	\$42,043	\$18,979	\$3,195	\$98,269	\$31,870	\$285,005
1	3ME	FF II MEDIC	SW	37100	7/1-12/31	1.50	\$90,648	\$42,043	\$18,979	\$3,195	\$98,269	\$31,870	\$285,005
1	3ME	FF II MEDIC	SW	37100 Total		3.00	\$181,296	\$84,087	\$37,958	\$6,390	\$196,539	\$63,739	\$570,009
1	4ME	FAE	SW	37100	1/1-6/30	0.50	\$29,496	\$15,023	\$6,782	\$1,065	\$33,765	\$10,844	\$96,975
1	4ME	FAE	SW	37100	7/1-12/31	0.50	\$29,496	\$15,023	\$6,782	\$1,065	\$33,765	\$10,844	\$96,975
1	4ME	FAE	SW	37100 Total		1.00	\$58,992	\$30,046	\$13,563	\$2,130	\$67,530	\$21,688	\$193,949
1	4ME	FAE MEDIC	SW	37100	1/1-6/30	0.50	\$34,392	\$16,065	\$7,252	\$1,065	\$37,432	\$12,112	\$108,318
1	4ME	FAE MEDIC	SW	37100	7/1-12/31	0.50	\$34,392	\$16,065	\$7,252	\$1,065	\$37,432	\$12,112	\$108,318
1	4ME	FAE MEDIC	SW	37100 Total		1.00	\$68,783	\$32,130	\$14,504	\$2,130	\$74,865	\$24,225	\$216,636
1	4ME	FC	SW	37100	1/1-6/30	1.00	\$67,667	\$34,464	\$15,558	\$2,130	\$77,457	\$24,837	\$222,114
1	4ME	FC	SW	37100	7/1-12/31	1.00	\$67,667	\$34,464	\$15,558	\$2,130	\$77,457	\$24,837	\$222,114
1	4ME	FC	SW	37100 Total		2.00	\$135,335	\$68,929	\$31,116	\$4,260	\$154,914	\$49,674	\$444,227
1	4ME	FF II	SW	37100	1/1-6/30	0.50	\$25,746	\$13,113	\$5,919	\$1,065	\$29,474	\$9,483	\$84,800
1	4ME	FF II	SW	37100	7/1-12/31	0.50	\$25,746	\$13,113	\$5,919	\$1,065	\$29,474	\$9,483	\$84,800
1	4ME	FF II	SW	37100 Total		1.00	\$51,492	\$26,226	\$11,839	\$2,130	\$58,949	\$18,965	\$169,601
1	4ME	FF II MEDIC	SW	37100	1/1-6/30	0.50	\$30,216	\$14,014	\$6,326	\$1,065	\$32,756	\$10,623	\$95,002
1	4ME	FF II MEDIC	SW	37100	7/1-12/31	0.50	\$30,216	\$14,014	\$6,326	\$1,065	\$32,756	\$10,623	\$95,002
1	4ME	FF II MEDIC	SW	37100 Total		1.00	\$60,432	\$28,029	\$12,653	\$2,130	\$65,513	\$21,246	\$190,003
1	59ME	FAE	SW	37100	1/1-6/30	1.00	\$58,992	\$30,046	\$13,563	\$2,130	\$67,530	\$21,688	\$193,949
1	59ME	FAE	SW	37100	7/1-12/31	1.00	\$58,992	\$30,046	\$13,563	\$2,130	\$67,530	\$21,688	\$193,949
1	59ME	FAE	SW	37100 Total		2.00	\$117,984	\$60,092	\$27,126	\$4,260	\$135,061	\$43,375	\$387,898
1	59ME	FC	SW	37100	1/1-6/30	1.00	\$67,667	\$34,464	\$15,558	\$2,130	\$77,457	\$24,837	\$222,114

Exhibit D, Schedule A
Local Funded - State Resources
Fiscal Display
PRC 4142

BAT	STN	TITLE	DIV	PCA	PERIOD	Sum of PY	Sum of TOTAL BASE SALARY	Sum of TOTAL EDWC	Sum of TOTAL OT	Sum of TOTAL UNIFORM /OEE	Sum of BENEFITS	Sum of ADM CHG	Sum of GRAND TOTAL
1	59ME	FC	SW	37100	7/1-12/31	1.00	\$67,667	\$34,464	\$15,558	\$2,130	\$77,457	\$24,837	\$222,114
1	59ME	FC	SW	37100 Total		2.00	\$135,335	\$68,929	\$31,116	\$4,260	\$154,914	\$49,674	\$444,227
1	59ME	FF II MEDIC	SW	37100	1/1-6/30	1.00	\$60,432	\$28,029	\$12,653	\$2,130	\$65,513	\$21,246	\$190,003
1	59ME	FF II MEDIC	SW	37100	7/1-12/31	1.00	\$60,432	\$28,029	\$12,653	\$2,130	\$65,513	\$21,246	\$190,003
1	59ME	FF II MEDIC	SW	37100 Total		2.00	\$120,864	\$56,058	\$25,305	\$4,260	\$131,026	\$42,493	\$380,006
1	8ME	FAE	SW	37100	1/1-6/30	0.50	\$29,496	\$15,023	\$6,782	\$1,065	\$33,765	\$10,844	\$96,975
1	8ME	FAE	SW	37100	7/1-12/31	0.50	\$29,496	\$15,023	\$6,782	\$1,065	\$33,765	\$10,844	\$96,975
1	8ME	FAE	SW	37100 Total		1.00	\$58,992	\$30,046	\$13,563	\$2,130	\$67,530	\$21,688	\$193,949
1	8ME	FAE MEDIC	SW	37100	1/1-6/30	0.50	\$34,392	\$16,065	\$7,252	\$1,065	\$37,432	\$12,112	\$108,318
1	8ME	FAE MEDIC	SW	37100	7/1-12/31	0.50	\$34,392	\$16,065	\$7,252	\$1,065	\$37,432	\$12,112	\$108,318
1	8ME	FAE MEDIC	SW	37100 Total		1.00	\$68,783	\$32,130	\$14,504	\$2,130	\$74,865	\$24,225	\$216,636
1	8ME	FC	SW	37100	1/1-6/30	1.00	\$67,667	\$34,464	\$15,558	\$2,130	\$77,457	\$24,837	\$222,114
1	8ME	FC	SW	37100	7/1-12/31	1.00	\$67,667	\$34,464	\$15,558	\$2,130	\$77,457	\$24,837	\$222,114
1	8ME	FC	SW	37100 Total		2.00	\$135,335	\$68,929	\$31,116	\$4,260	\$154,914	\$49,674	\$444,227
1	8ME	FF II	SW	37100	1/1-6/30	0.50	\$25,746	\$13,113	\$5,919	\$1,065	\$29,474	\$9,483	\$84,800
1	8ME	FF II	SW	37100	7/1-12/31	0.50	\$25,746	\$13,113	\$5,919	\$1,065	\$29,474	\$9,483	\$84,800
1	8ME	FF II	SW	37100 Total		1.00	\$51,492	\$26,226	\$11,839	\$2,130	\$58,949	\$18,965	\$169,601
1	8ME	FF II MEDIC	SW	37100	1/1-6/30	0.50	\$30,216	\$14,014	\$6,326	\$1,065	\$32,756	\$10,623	\$95,002
1	8ME	FF II MEDIC	SW	37100	7/1-12/31	0.50	\$30,216	\$14,014	\$6,326	\$1,065	\$32,756	\$10,623	\$95,002
1	8ME	FF II MEDIC	SW	37100 Total		1.00	\$60,432	\$28,029	\$12,653	\$2,130	\$65,513	\$21,246	\$190,003
1	90MT	FC	SW	37134	1/1-6/30	1.50	\$101,501	\$51,697	\$23,337	\$3,195	\$116,185	\$37,256	\$333,170
1	90MT	FC	SW	37134	7/1-12/31	1.50	\$101,501	\$51,697	\$23,337	\$3,195	\$116,185	\$37,256	\$333,170
1	90MT	FC	SW	37134 Total		3.00	\$203,002	\$103,393	\$46,673	\$6,390	\$232,371	\$74,511	\$666,341
1	9ME	FAE	SW	37100	1/1-6/30	0.50	\$29,496	\$15,023	\$6,782	\$1,065	\$33,765	\$10,844	\$96,975
1	9ME	FAE	SW	37100	7/1-12/31	0.50	\$29,496	\$15,023	\$6,782	\$1,065	\$33,765	\$10,844	\$96,975
1	9ME	FAE	SW	37100 Total		1.00	\$58,992	\$30,046	\$13,563	\$2,130	\$67,530	\$21,688	\$193,949
1	9ME	FAE MEDIC	SW	37100	1/1-6/30	0.50	\$34,392	\$16,065	\$7,252	\$1,065	\$37,432	\$12,112	\$108,318
1	9ME	FAE MEDIC	SW	37100	7/1-12/31	0.50	\$34,392	\$16,065	\$7,252	\$1,065	\$37,432	\$12,112	\$108,318
1	9ME	FAE MEDIC	SW	37100 Total		1.00	\$68,783	\$32,130	\$14,504	\$2,130	\$74,865	\$24,225	\$216,636
1	9ME	FC	SW	37100	1/1-6/30	0.50	\$33,834	\$17,232	\$7,779	\$1,065	\$38,728	\$12,419	\$111,057
1	9ME	FC	SW	37100	7/1-12/31	0.50	\$33,834	\$17,232	\$7,779	\$1,065	\$38,728	\$12,419	\$111,057
1	9ME	FC	SW	37100 Total		1.00	\$67,667	\$34,464	\$15,558	\$2,130	\$77,457	\$24,837	\$222,114
1	9ME	FF II	SW	37100	1/1-6/30	1.00	\$51,492	\$26,226	\$11,839	\$2,130	\$58,949	\$18,965	\$169,601
1	9ME	FF II	SW	37100	7/1-12/31	1.00	\$51,492	\$26,226	\$11,839	\$2,130	\$58,949	\$18,965	\$169,601
1	9ME	FF II	SW	37100 Total		2.00	\$102,984	\$52,452	\$23,678	\$4,260	\$117,897	\$37,930	\$339,201
1	9ME	FF II MEDIC	SW	37100	1/1-6/30	1.50	\$90,648	\$42,043	\$18,979	\$3,195	\$98,269	\$31,870	\$285,005

Exhibit D, Schedule A
Local Funded - State Resources
Fiscal Display
PRC 4142

BAT	STN	TITLE	DIV	PCA	PERIOD	Sum of PY	Sum of TOTAL BASE SALARY	Sum of TOTAL EDWC	Sum of TOTAL OT	Sum of TOTAL UNIFORM/OEE	Sum of BENEFITS	Sum of ADM CHG	Sum of GRAND TOTAL
1	9ME	FF II MEDIC	SW	37100	7/1-12/31	1.50	\$90,648	\$42,043	\$18,979	\$3,195	\$98,269	\$31,870	\$285,005
1	9ME	FF II MEDIC	SW	37100 Total		3.00	\$181,296	\$84,087	\$37,958	\$6,390	\$196,539	\$63,739	\$570,009
1	FRME	FAE	SW	37100	1/1-6/30	0.50	\$29,496	\$15,023	\$6,782	\$1,065	\$33,765	\$10,844	\$96,975
1	FRME	FAE	SW	37100	7/1-12/31	0.50	\$29,496	\$15,023	\$6,782	\$1,065	\$33,765	\$10,844	\$96,975
1	FRME	FAE	SW	37100 Total		1.00	\$58,992	\$30,046	\$13,563	\$2,130	\$67,530	\$21,688	\$193,949
1	FRME	FC MEDIC	SW	37100	1/1-6/30	0.50	\$39,177	\$18,426	\$8,318	\$1,065	\$42,807	\$13,823	\$123,615
1	FRME	FC MEDIC	SW	37100	7/1-12/31	0.50	\$39,177	\$18,426	\$8,318	\$1,065	\$42,807	\$13,823	\$123,615
1	FRME	FC MEDIC	SW	37100 Total		1.00	\$78,355	\$36,852	\$16,635	\$2,130	\$85,613	\$27,646	\$247,230
1	FRME	FF II MEDIC	SW	37100	1/1-6/30	0.50	\$30,216	\$14,014	\$6,326	\$1,065	\$32,756	\$10,623	\$95,002
1	FRME	FF II MEDIC	SW	37100	7/1-12/31	0.50	\$30,216	\$14,014	\$6,326	\$1,065	\$32,756	\$10,623	\$95,002
1	FRME	FF II MEDIC	SW	37100 Total		1.00	\$60,432	\$28,029	\$12,653	\$2,130	\$65,513	\$21,246	\$190,003
1	VRME	FAE MEDIC	SW	37100	1/1-6/30	1.00	\$68,783	\$32,130	\$14,504	\$2,130	\$74,865	\$24,225	\$216,636
1	VRME	FAE MEDIC	SW	37100	7/1-12/31	1.00	\$68,783	\$32,130	\$14,504	\$2,130	\$74,865	\$24,225	\$216,636
1	VRME	FAE MEDIC	SW	37100 Total		2.00	\$137,566	\$64,259	\$29,008	\$4,260	\$149,730	\$48,449	\$433,272
1	VRME	FC	SW	37100	1/1-6/30	0.50	\$33,834	\$17,232	\$7,779	\$1,065	\$38,728	\$12,419	\$111,057
1	VRME	FC	SW	37100	7/1-12/31	0.50	\$33,834	\$17,232	\$7,779	\$1,065	\$38,728	\$12,419	\$111,057
1	VRME	FC	SW	37100 Total		1.00	\$67,667	\$34,464	\$15,558	\$2,130	\$77,457	\$24,837	\$222,114
2	11ME	FAE	SW	37100	1/1-6/30	0.50	\$29,496	\$15,023	\$6,782	\$1,065	\$33,765	\$10,844	\$96,975
2	11ME	FAE	SW	37100	7/1-12/31	0.50	\$29,496	\$15,023	\$6,782	\$1,065	\$33,765	\$10,844	\$96,975
2	11ME	FAE	SW	37100 Total		1.00	\$58,992	\$30,046	\$13,563	\$2,130	\$67,530	\$21,688	\$193,949
2	11ME	FAE MEDIC	SW	37100	1/1-6/30	0.50	\$34,392	\$16,065	\$7,252	\$1,065	\$37,432	\$12,112	\$108,318
2	11ME	FAE MEDIC	SW	37100	7/1-12/31	0.50	\$34,392	\$16,065	\$7,252	\$1,065	\$37,432	\$12,112	\$108,318
2	11ME	FAE MEDIC	SW	37100 Total		1.00	\$68,783	\$32,130	\$14,504	\$2,130	\$74,865	\$24,225	\$216,636
2	11ME	FC	SW	37100	1/1-6/30	1.00	\$67,667	\$34,464	\$15,558	\$2,130	\$77,457	\$24,837	\$222,114
2	11ME	FC	SW	37100	7/1-12/31	1.00	\$67,667	\$34,464	\$15,558	\$2,130	\$77,457	\$24,837	\$222,114
2	11ME	FC	SW	37100 Total		2.00	\$135,335	\$68,929	\$31,116	\$4,260	\$154,914	\$49,674	\$444,227
2	11ME	FF II	SW	37100	1/1-6/30	0.00	\$0	\$0	\$0	\$0	\$0	\$0	\$0
2	11ME	FF II	SW	37100	7/1-12/31	0.00	\$0	\$0	\$0	\$0	\$0	\$0	\$0
2	11ME	FF II	SW	37100 Total		0.00	\$0	\$0	\$0	\$0	\$0	\$0	\$0
2	11ME	FF II MEDIC	SW	37100	1/1-6/30	1.00	\$60,432	\$28,029	\$12,653	\$2,130	\$65,513	\$21,246	\$190,003
2	11ME	FF II MEDIC	SW	37100	7/1-12/31	1.00	\$60,432	\$28,029	\$12,653	\$2,130	\$65,513	\$21,246	\$190,003
2	11ME	FF II MEDIC	SW	37100 Total		2.00	\$120,864	\$56,058	\$25,305	\$4,260	\$131,026	\$42,493	\$380,006
2	51ME	FAE	SW	37100	1/1-6/30	0.50	\$29,496	\$15,023	\$6,782	\$1,065	\$33,765	\$10,844	\$96,975
2	51ME	FAE	SW	37100	7/1-12/31	0.50	\$29,496	\$15,023	\$6,782	\$1,065	\$33,765	\$10,844	\$96,975
2	51ME	FAE	SW	37100 Total		1.00	\$58,992	\$30,046	\$13,563	\$2,130	\$67,530	\$21,688	\$193,949
2	51ME	FAE MEDIC	SW	37100	1/1-6/30	0.50	\$34,392	\$16,065	\$7,252	\$1,065	\$37,432	\$12,112	\$108,318

Exhibit D, Schedule A
Local Funded - State Resources
Fiscal Display
PRC 4142

BAT	STN	TITLE	DIV	PCA	PERIOD	Sum of PY	Sum of TOTAL BASE SALARY	Sum of TOTAL EDWC	Sum of TOTAL OT	Sum of TOTAL UNIFORM /OEE	Sum of BENEFITS	Sum of ADM CHG	Sum of GRAND TOTAL
2	51ME	FAE MEDIC	SW	37100	7/1-12/31	0.50	\$34,392	\$16,065	\$7,252	\$1,065	\$37,432	\$12,112	\$108,318
2	51ME	FAE MEDIC	SW	37100 Total		1.00	\$68,783	\$32,130	\$14,504	\$2,130	\$74,865	\$24,225	\$216,636
2	51ME	FC	SW	37100	1/1-6/30	1.00	\$67,667	\$34,464	\$15,558	\$2,130	\$77,457	\$24,837	\$222,114
2	51ME	FC	SW	37100	7/1-12/31	1.00	\$67,667	\$34,464	\$15,558	\$2,130	\$77,457	\$24,837	\$222,114
2	51ME	FC	SW	37100 Total		2.00	\$135,335	\$68,929	\$31,116	\$4,260	\$154,914	\$49,674	\$444,227
2	51ME	FF II MEDIC	SW	37100	1/1-6/30	1.00	\$60,432	\$28,029	\$12,653	\$2,130	\$65,513	\$21,246	\$190,003
2	51ME	FF II MEDIC	SW	37100	7/1-12/31	1.00	\$60,432	\$28,029	\$12,653	\$2,130	\$65,513	\$21,246	\$190,003
2	51ME	FF II MEDIC	SW	37100 Total		2.00	\$120,864	\$56,058	\$25,305	\$4,260	\$131,026	\$42,493	\$380,006
2	97T	FC	SW	37100	1/1-6/30	1.50	\$101,501	\$51,697	\$23,337	\$3,195	\$116,185	\$37,256	\$333,170
2	97T	FC	SW	37100	7/1-12/31	1.50	\$101,501	\$51,697	\$23,337	\$3,195	\$116,185	\$37,256	\$333,170
2	97T	FC	SW	37100 Total		3.00	\$203,002	\$103,393	\$46,673	\$6,390	\$232,371	\$74,511	\$666,341
2	VRME	FAE	SW	37100	1/1-6/30	0.50	\$29,496	\$15,023	\$6,782	\$1,065	\$33,765	\$10,844	\$96,975
2	VRME	FAE	SW	37100	7/1-12/31	0.50	\$29,496	\$15,023	\$6,782	\$1,065	\$33,765	\$10,844	\$96,975
2	VRME	FAE	SW	37100 Total		1.00	\$58,992	\$30,046	\$13,563	\$2,130	\$67,530	\$21,688	\$193,949
2	VRME	FC	SW	37100	1/1-6/30	0.50	\$33,834	\$17,232	\$7,779	\$1,065	\$38,728	\$12,419	\$111,057
2	VRME	FC	SW	37100	7/1-12/31	0.50	\$33,834	\$17,232	\$7,779	\$1,065	\$38,728	\$12,419	\$111,057
2	VRME	FC	SW	37100 Total		1.00	\$67,667	\$34,464	\$15,558	\$2,130	\$77,457	\$24,837	\$222,114
2	VRME	FF II MEDIC	SW	37100	1/1-6/30	0.50	\$30,216	\$14,014	\$6,326	\$1,065	\$32,756	\$10,623	\$95,002
2	VRME	FF II MEDIC	SW	37100	7/1-12/31	0.50	\$30,216	\$14,014	\$6,326	\$1,065	\$32,756	\$10,623	\$95,002
2	VRME	FF II MEDIC	SW	37100 Total		1.00	\$60,432	\$28,029	\$12,653	\$2,130	\$65,513	\$21,246	\$190,003
3	22ME	FAE	OG	37100	1/1-6/30	0.50	\$29,496	\$15,023	\$6,782	\$1,065	\$33,765	\$10,844	\$96,975
3	22ME	FAE	OG	37100	7/1-12/31	0.50	\$29,496	\$15,023	\$6,782	\$1,065	\$33,765	\$10,844	\$96,975
3	22ME	FAE	OG	37100 Total		1.00	\$58,992	\$30,046	\$13,563	\$2,130	\$67,530	\$21,688	\$193,949
3	22ME	FAE MEDIC	OG	37100	1/1-6/30	0.50	\$34,392	\$16,065	\$7,252	\$1,065	\$37,432	\$12,112	\$108,318
3	22ME	FAE MEDIC	OG	37100	7/1-12/31	0.50	\$34,392	\$16,065	\$7,252	\$1,065	\$37,432	\$12,112	\$108,318
3	22ME	FAE MEDIC	OG	37100 Total		1.00	\$68,783	\$32,130	\$14,504	\$2,130	\$74,865	\$24,225	\$216,636
3	22ME	FC	OG	37100	1/1-6/30	0.50	\$33,834	\$17,232	\$7,779	\$1,065	\$38,728	\$12,419	\$111,057
3	22ME	FC	OG	37100	7/1-12/31	0.50	\$33,834	\$17,232	\$7,779	\$1,065	\$38,728	\$12,419	\$111,057
3	22ME	FC	OG	37100 Total		1.00	\$67,667	\$34,464	\$15,558	\$2,130	\$77,457	\$24,837	\$222,114
3	22ME	FF II	OG	37100	1/1-6/30	1.00	\$51,492	\$26,226	\$11,839	\$2,130	\$58,949	\$18,965	\$169,601
3	22ME	FF II	OG	37100	7/1-12/31	1.00	\$51,492	\$26,226	\$11,839	\$2,130	\$58,949	\$18,965	\$169,601
3	22ME	FF II	OG	37100 Total		2.00	\$102,984	\$52,452	\$23,678	\$4,260	\$117,897	\$37,930	\$339,201
3	22ME	FF II MEDIC	OG	37100	1/1-6/30	1.50	\$90,648	\$42,043	\$18,979	\$3,195	\$98,269	\$31,870	\$285,005
3	22ME	FF II MEDIC	OG	37100	7/1-12/31	1.50	\$90,648	\$42,043	\$18,979	\$3,195	\$98,269	\$31,870	\$285,005
3	22ME	FF II MEDIC	OG	37100 Total		3.00	\$181,296	\$84,087	\$37,958	\$6,390	\$196,539	\$63,739	\$570,009
3	24ME	FAE	OG	37100	1/1-6/30	1.00	\$58,992	\$30,046	\$13,563	\$2,130	\$67,530	\$21,688	\$193,949

Exhibit D, Schedule A
Local Funded - State Resources
Fiscal Display
PRC 4142

BAT	STN	TITLE	DIV	PCA	PERIOD	Sum of PY	Sum of TOTAL BASE SALARY	Sum of TOTAL EDWC	Sum of TOTAL OT	Sum of TOTAL UNIFORM /OEE	Sum of BENEFITS	Sum of ADM CHG	Sum of GRAND TOTAL
3	24ME	FAE	OG	37100	7/1-12/31	1.00	\$58,992	\$30,046	\$13,563	\$2,130	\$67,530	\$21,688	\$193,949
3	24ME	FAE	OG	37100 Total		2.00	\$117,984	\$60,092	\$27,126	\$4,260	\$135,061	\$43,375	\$387,898
3	24ME	FC	OG	37100	1/1-6/30	0.50	\$33,834	\$17,232	\$7,779	\$1,065	\$38,728	\$12,419	\$111,057
3	24ME	FC	OG	37100	7/1-12/31	0.50	\$33,834	\$17,232	\$7,779	\$1,065	\$38,728	\$12,419	\$111,057
3	24ME	FC	OG	37100 Total		1.00	\$67,667	\$34,464	\$15,558	\$2,130	\$77,457	\$24,837	\$222,114
3	24ME	FF II	OG	37100	1/1-6/30	1.00	\$51,492	\$26,226	\$11,839	\$2,130	\$58,949	\$18,965	\$169,601
3	24ME	FF II	OG	37100	7/1-12/31	1.00	\$51,492	\$26,226	\$11,839	\$2,130	\$58,949	\$18,965	\$169,601
3	24ME	FF II	OG	37100 Total		2.00	\$102,984	\$52,452	\$23,678	\$4,260	\$117,897	\$37,930	\$339,201
3	24ME	FF II MEDIC	OG	37100	1/1-6/30	1.50	\$90,648	\$42,043	\$18,979	\$3,195	\$98,269	\$31,870	\$285,005
3	24ME	FF II MEDIC	OG	37100	7/1-12/31	1.50	\$90,648	\$42,043	\$18,979	\$3,195	\$98,269	\$31,870	\$285,005
3	24ME	FF II MEDIC	OG	37100 Total		3.00	\$181,296	\$84,087	\$37,958	\$6,390	\$196,539	\$63,739	\$570,009
3	63ME	FAE	OG	37100	1/1-6/30	0.50	\$29,496	\$15,023	\$6,782	\$1,065	\$33,765	\$10,844	\$96,975
3	63ME	FAE	OG	37100	7/1-12/31	0.50	\$29,496	\$15,023	\$6,782	\$1,065	\$33,765	\$10,844	\$96,975
3	63ME	FAE	OG	37100 Total		1.00	\$58,992	\$30,046	\$13,563	\$2,130	\$67,530	\$21,688	\$193,949
3	63ME	FAE MEDIC	OG	37100	1/1-6/30	0.50	\$34,392	\$16,065	\$7,252	\$1,065	\$37,432	\$12,112	\$108,318
3	63ME	FAE MEDIC	OG	37100	7/1-12/31	0.50	\$34,392	\$16,065	\$7,252	\$1,065	\$37,432	\$12,112	\$108,318
3	63ME	FAE MEDIC	OG	37100 Total		1.00	\$68,783	\$32,130	\$14,504	\$2,130	\$74,865	\$24,225	\$216,636
3	63ME	FC	OG	37100	1/1-6/30	0.50	\$33,834	\$17,232	\$7,779	\$1,065	\$38,728	\$12,419	\$111,057
3	63ME	FC	OG	37100	7/1-12/31	0.50	\$33,834	\$17,232	\$7,779	\$1,065	\$38,728	\$12,419	\$111,057
3	63ME	FC	OG	37100 Total		1.00	\$67,667	\$34,464	\$15,558	\$2,130	\$77,457	\$24,837	\$222,114
3	63ME	FF II	OG	37100	1/1-6/30	1.00	\$51,492	\$26,226	\$11,839	\$2,130	\$58,949	\$18,965	\$169,601
3	63ME	FF II	OG	37100	7/1-12/31	1.00	\$51,492	\$26,226	\$11,839	\$2,130	\$58,949	\$18,965	\$169,601
3	63ME	FF II	OG	37100 Total		2.00	\$102,984	\$52,452	\$23,678	\$4,260	\$117,897	\$37,930	\$339,201
3	63ME	FF II MEDIC	OG	37100	1/1-6/30	1.50	\$90,648	\$42,043	\$18,979	\$3,195	\$98,269	\$31,870	\$285,005
3	63ME	FF II MEDIC	OG	37100	7/1-12/31	1.50	\$90,648	\$42,043	\$18,979	\$3,195	\$98,269	\$31,870	\$285,005
3	63ME	FF II MEDIC	OG	37100 Total		3.00	\$181,296	\$84,087	\$37,958	\$6,390	\$196,539	\$63,739	\$570,009
4	13ME	FAE	NW	37100	1/1-6/30	0.50	\$29,496	\$15,023	\$6,782	\$1,065	\$33,765	\$10,844	\$96,975
4	13ME	FAE	NW	37100	7/1-12/31	0.50	\$29,496	\$15,023	\$6,782	\$1,065	\$33,765	\$10,844	\$96,975
4	13ME	FAE	NW	37100 Total		1.00	\$58,992	\$30,046	\$13,563	\$2,130	\$67,530	\$21,688	\$193,949
4	13ME	FAE MEDIC	NW	37100	1/1-6/30	0.50	\$34,392	\$16,065	\$7,252	\$1,065	\$37,432	\$12,112	\$108,318
4	13ME	FAE MEDIC	NW	37100	7/1-12/31	0.50	\$34,392	\$16,065	\$7,252	\$1,065	\$37,432	\$12,112	\$108,318
4	13ME	FAE MEDIC	NW	37100 Total		1.00	\$68,783	\$32,130	\$14,504	\$2,130	\$74,865	\$24,225	\$216,636
4	13ME	FC	NW	37100	1/1-6/30	0.50	\$33,834	\$17,232	\$7,779	\$1,065	\$38,728	\$12,419	\$111,057
4	13ME	FC	NW	37100	7/1-12/31	0.50	\$33,834	\$17,232	\$7,779	\$1,065	\$38,728	\$12,419	\$111,057
4	13ME	FC	NW	37100 Total		1.00	\$67,667	\$34,464	\$15,558	\$2,130	\$77,457	\$24,837	\$222,114
4	13ME	FC MEDIC	NW	37100	1/1-6/30	0.50	\$39,177	\$18,426	\$8,318	\$1,065	\$42,807	\$13,823	\$123,615

Exhibit D, Schedule A
Local Funded - State Resources
Fiscal Display
PRC 4142

BAT	STN	TITLE	DIV	PCA	PERIOD	Sum of PY	Sum of TOTAL BASE SALARY	Sum of TOTAL EDWC	Sum of TOTAL OT	Sum of TOTAL UNIFORM /OEE	Sum of BENEFITS	Sum of ADM CHG	Sum of GRAND TOTAL
4	13ME	FC MEDIC	NW	37100	7/1-12/31	0.50	\$39,177	\$18,426	\$8,318	\$1,065	\$42,807	\$13,823	\$123,615
4	13ME	FC MEDIC	NW	37100 Total		1.00	\$78,355	\$36,852	\$16,635	\$2,130	\$85,613	\$27,646	\$247,230
4	13ME	FF II MEDIC	NW	37100	1/1-6/30	1.00	\$60,432	\$28,029	\$12,653	\$2,130	\$65,513	\$21,246	\$190,003
4	13ME	FF II MEDIC	NW	37100	7/1-12/31	1.00	\$60,432	\$28,029	\$12,653	\$2,130	\$65,513	\$21,246	\$190,003
4	13ME	FF II MEDIC	NW	37100 Total		2.00	\$120,864	\$56,058	\$25,305	\$4,260	\$131,026	\$42,493	\$380,006
4	64ME	FAE	NW	37100	1/1-6/30	0.50	\$29,496	\$15,023	\$6,782	\$1,065	\$33,765	\$10,844	\$96,975
4	64ME	FAE	NW	37100	7/1-12/31	0.50	\$29,496	\$15,023	\$6,782	\$1,065	\$33,765	\$10,844	\$96,975
4	64ME	FAE	NW	37100 Total		1.00	\$58,992	\$30,046	\$13,563	\$2,130	\$67,530	\$21,688	\$193,949
4	64ME	FAE MEDIC	NW	37100	1/1-6/30	0.50	\$34,392	\$16,065	\$7,252	\$1,065	\$37,432	\$12,112	\$108,318
4	64ME	FAE MEDIC	NW	37100	7/1-12/31	0.50	\$34,392	\$16,065	\$7,252	\$1,065	\$37,432	\$12,112	\$108,318
4	64ME	FAE MEDIC	NW	37100 Total		1.00	\$68,783	\$32,130	\$14,504	\$2,130	\$74,865	\$24,225	\$216,636
4	64ME	FC	NW	37100	1/1-6/30	1.00	\$67,667	\$34,464	\$15,558	\$2,130	\$77,457	\$24,837	\$222,114
4	64ME	FC	NW	37100	7/1-12/31	1.00	\$67,667	\$34,464	\$15,558	\$2,130	\$77,457	\$24,837	\$222,114
4	64ME	FC	NW	37100 Total		2.00	\$135,335	\$68,929	\$31,116	\$4,260	\$154,914	\$49,674	\$444,227
4	64ME	FF II MEDIC	NW	37100	1/1-6/30	1.00	\$60,432	\$28,029	\$12,653	\$2,130	\$65,513	\$21,246	\$190,003
4	64ME	FF II MEDIC	NW	37100	7/1-12/31	1.00	\$60,432	\$28,029	\$12,653	\$2,130	\$65,513	\$21,246	\$190,003
4	64ME	FF II MEDIC	NW	37100 Total		2.00	\$120,864	\$56,058	\$25,305	\$4,260	\$131,026	\$42,493	\$380,006
4	82ME	FAE	NW	37100	1/1-6/30	1.00	\$58,992	\$30,046	\$13,563	\$2,130	\$67,530	\$21,688	\$193,949
4	82ME	FAE	NW	37100	7/1-12/31	1.00	\$58,992	\$30,046	\$13,563	\$2,130	\$67,530	\$21,688	\$193,949
4	82ME	FAE	NW	37100 Total		2.00	\$117,984	\$60,092	\$27,126	\$4,260	\$135,061	\$43,375	\$387,898
4	82ME	FC	NW	37100	1/1-6/30	1.00	\$67,667	\$34,464	\$15,558	\$2,130	\$77,457	\$24,837	\$222,114
4	82ME	FC	NW	37100	7/1-12/31	1.00	\$67,667	\$34,464	\$15,558	\$2,130	\$77,457	\$24,837	\$222,114
4	82ME	FC	NW	37100 Total		2.00	\$135,335	\$68,929	\$31,116	\$4,260	\$154,914	\$49,674	\$444,227
4	82ME	FF II MEDIC	NW	37100	1/1-6/30	1.00	\$60,432	\$28,029	\$12,653	\$2,130	\$65,513	\$21,246	\$190,003
4	82ME	FF II MEDIC	NW	37100	7/1-12/31	1.00	\$60,432	\$28,029	\$12,653	\$2,130	\$65,513	\$21,246	\$190,003
4	82ME	FF II MEDIC	NW	37100 Total		2.00	\$120,864	\$56,058	\$25,305	\$4,260	\$131,026	\$42,493	\$380,006
4	FRME	FAE	NW	37100	1/1-6/30	0.50	\$29,496	\$15,023	\$6,782	\$1,065	\$33,765	\$10,844	\$96,975
4	FRME	FAE	NW	37100	7/1-12/31	0.50	\$29,496	\$15,023	\$6,782	\$1,065	\$33,765	\$10,844	\$96,975
4	FRME	FAE	NW	37100 Total		1.00	\$58,992	\$30,046	\$13,563	\$2,130	\$67,530	\$21,688	\$193,949
4	FRME	FC	NW	37100	1/1-6/30	0.50	\$33,834	\$17,232	\$7,779	\$1,065	\$38,728	\$12,419	\$111,057
4	FRME	FC	NW	37100	7/1-12/31	0.50	\$33,834	\$17,232	\$7,779	\$1,065	\$38,728	\$12,419	\$111,057
4	FRME	FC	NW	37100 Total		1.00	\$67,667	\$34,464	\$15,558	\$2,130	\$77,457	\$24,837	\$222,114
4	FRME	FF II MEDIC	NW	37100	1/1-6/30	0.50	\$30,216	\$14,014	\$6,326	\$1,065	\$32,756	\$10,623	\$95,002
4	FRME	FF II MEDIC	NW	37100	7/1-12/31	0.50	\$30,216	\$14,014	\$6,326	\$1,065	\$32,756	\$10,623	\$95,002
4	FRME	FF II MEDIC	NW	37100 Total		1.00	\$60,432	\$28,029	\$12,653	\$2,130	\$65,513	\$21,246	\$190,003
4	VRME	FAE	NW	37100	1/1-6/30	0.50	\$29,496	\$15,023	\$6,782	\$1,065	\$33,765	\$10,844	\$96,975

Exhibit D, Schedule A
Local Funded - State Resources
Fiscal Display
PRC 4142

BAT	STN	TITLE	DIV	PCA	PERIOD	Sum of PY	Sum of TOTAL BASE SALARY	Sum of TOTAL EDWC	Sum of TOTAL OT	Sum of TOTAL UNIFORM /OEE	Sum of BENEFITS	Sum of ADM CHG	Sum of GRAND TOTAL
4	VRME	FAE	NW	37100	7/1-12/31	0.50	\$29,496	\$15,023	\$6,782	\$1,065	\$33,765	\$10,844	\$96,975
4	VRME	FAE	NW	37100 Total		1.00	\$58,992	\$30,046	\$13,563	\$2,130	\$67,530	\$21,688	\$193,949
4	VRME	FAE MEDIC	NW	37100	1/1-6/30	0.50	\$34,392	\$16,065	\$7,252	\$1,065	\$37,432	\$12,112	\$108,318
4	VRME	FAE MEDIC	NW	37100	7/1-12/31	0.50	\$34,392	\$16,065	\$7,252	\$1,065	\$37,432	\$12,112	\$108,318
4	VRME	FAE MEDIC	NW	37100 Total		1.00	\$68,783	\$32,130	\$14,504	\$2,130	\$74,865	\$24,225	\$216,636
4	VRME	FC	NW	37100	1/1-6/30	0.50	\$33,834	\$17,232	\$7,779	\$1,065	\$38,728	\$12,419	\$111,057
4	VRME	FC	NW	37100	7/1-12/31	0.50	\$33,834	\$17,232	\$7,779	\$1,065	\$38,728	\$12,419	\$111,057
4	VRME	FC	NW	37100 Total		1.00	\$67,667	\$34,464	\$15,558	\$2,130	\$77,457	\$24,837	\$222,114
5	26ME	FAE	B	37100	1/1-6/30	0.50	\$29,496	\$15,023	\$6,782	\$1,065	\$33,765	\$10,844	\$96,975
5	26ME	FAE	B	37100	7/1-12/31	0.50	\$29,496	\$15,023	\$6,782	\$1,065	\$33,765	\$10,844	\$96,975
5	26ME	FAE	B	37100 Total		1.00	\$58,992	\$30,046	\$13,563	\$2,130	\$67,530	\$21,688	\$193,949
5	26ME	FAE MEDIC	B	37100	1/1-6/30	0.50	\$34,392	\$16,065	\$7,252	\$1,065	\$37,432	\$12,112	\$108,318
5	26ME	FAE MEDIC	B	37100	7/1-12/31	0.50	\$34,392	\$16,065	\$7,252	\$1,065	\$37,432	\$12,112	\$108,318
5	26ME	FAE MEDIC	B	37100 Total		1.00	\$68,783	\$32,130	\$14,504	\$2,130	\$74,865	\$24,225	\$216,636
5	26ME	FC	B	37100	1/1-6/30	0.50	\$33,834	\$17,232	\$7,779	\$1,065	\$38,728	\$12,419	\$111,057
5	26ME	FC	B	37100	7/1-12/31	0.50	\$33,834	\$17,232	\$7,779	\$1,065	\$38,728	\$12,419	\$111,057
5	26ME	FC	B	37100 Total		1.00	\$67,667	\$34,464	\$15,558	\$2,130	\$77,457	\$24,837	\$222,114
5	26ME	FF II	B	37100	1/1-6/30	1.00	\$51,492	\$26,226	\$11,839	\$2,130	\$58,949	\$18,965	\$169,601
5	26ME	FF II	B	37100	7/1-12/31	1.00	\$51,492	\$26,226	\$11,839	\$2,130	\$58,949	\$18,965	\$169,601
5	26ME	FF II	B	37100 Total		2.00	\$102,984	\$52,452	\$23,678	\$4,260	\$117,897	\$37,930	\$339,201
5	26ME	FF II MEDIC	B	37100	1/1-6/30	1.50	\$90,648	\$42,043	\$18,979	\$3,195	\$98,269	\$31,870	\$285,005
5	26ME	FF II MEDIC	B	37100	7/1-12/31	1.50	\$90,648	\$42,043	\$18,979	\$3,195	\$98,269	\$31,870	\$285,005
5	26ME	FF II MEDIC	B	37100 Total		3.00	\$181,296	\$84,087	\$37,958	\$6,390	\$196,539	\$63,739	\$570,009
5	28MS	FAE	B	37100	1/1-6/30	1.00	\$58,992	\$30,046	\$13,563	\$2,130	\$67,530	\$21,688	\$193,949
5	28MS	FAE	B	37100	7/1-12/31	1.00	\$58,992	\$30,046	\$13,563	\$2,130	\$67,530	\$21,688	\$193,949
5	28MS	FAE	B	37100 Total		2.00	\$117,984	\$60,092	\$27,126	\$4,260	\$135,061	\$43,375	\$387,898
5	28MS	FAE MEDIC	B	37100	1/1-6/30	0.50	\$34,392	\$16,065	\$7,252	\$1,065	\$37,432	\$12,112	\$108,318
5	28MS	FAE MEDIC	B	37100	7/1-12/31	0.50	\$34,392	\$16,065	\$7,252	\$1,065	\$37,432	\$12,112	\$108,318
5	28MS	FAE MEDIC	B	37100 Total		1.00	\$68,783	\$32,130	\$14,504	\$2,130	\$74,865	\$24,225	\$216,636
5	28MS	FF II MEDIC	B	37100	1/1-6/30	1.00	\$60,432	\$28,029	\$12,653	\$2,130	\$65,513	\$21,246	\$190,003
5	28MS	FF II MEDIC	B	37100	7/1-12/31	1.00	\$60,432	\$28,029	\$12,653	\$2,130	\$65,513	\$21,246	\$190,003
5	28MS	FF II MEDIC	B	37100 Total		2.00	\$120,864	\$56,058	\$25,305	\$4,260	\$131,026	\$42,493	\$380,006
5	34HZ	FAE HAZMAT	B	37100	1/1-6/30	0.50	\$30,396	\$15,481	\$6,989	\$1,065	\$34,795	\$11,171	\$99,896
5	34HZ	FAE HAZMAT	B	37100	7/1-12/31	0.50	\$30,396	\$15,481	\$6,989	\$1,065	\$34,795	\$11,171	\$99,896
5	34HZ	FAE HAZMAT	B	37100 Total		1.00	\$60,792	\$30,963	\$13,977	\$2,130	\$69,590	\$22,341	\$199,793
5	34HZ	FAE HAZMAT	B	37132	1/1-6/30	2.00	\$121,584	\$61,925	\$27,954	\$4,260	\$139,180	\$44,682	\$399,585

Exhibit D, Schedule A
Local Funded - State Resources
Fiscal Display
PRC 4142

BAT	STN	TITLE	DIV	PCA	PERIOD	Sum of PY	Sum of TOTAL BASE SALARY	Sum of TOTAL EDWC	Sum of TOTAL OT	Sum of TOTAL UNIFORM /OEE	Sum of BENEFITS	Sum of ADM CHG	Sum of GRAND TOTAL
	5 34HZ	FAE HAZMAT	B	37132	7/1-12/31	2.00	\$121,584	\$61,925	\$27,954	\$4,260	\$139,180	\$44,682	\$399,585
	5 34HZ	FAE HAZMAT	B	37132 Total		4.00	\$243,168	\$123,850	\$55,908	\$8,520	\$278,360	\$89,365	\$799,171
	5 34HZ	FAE MEDIC HAZ	B	37100	1/1-6/30	0.50	\$35,292	\$16,523	\$7,459	\$1,065	\$38,462	\$12,439	\$111,240
	5 34HZ	FAE MEDIC HAZ	B	37100	7/1-12/31	0.50	\$35,292	\$16,523	\$7,459	\$1,065	\$38,462	\$12,439	\$111,240
	5 34HZ	FAE MEDIC HAZ	B	37100 Total		1.00	\$70,583	\$33,046	\$14,918	\$2,130	\$76,924	\$24,878	\$222,480
	5 34HZ	FC HAZMAT	B	37100	1/1-6/30	0.50	\$34,734	\$17,691	\$7,986	\$1,065	\$39,758	\$12,745	\$113,979
	5 34HZ	FC HAZMAT	B	37100	7/1-12/31	0.50	\$34,734	\$17,691	\$7,986	\$1,065	\$39,758	\$12,745	\$113,979
	5 34HZ	FC HAZMAT	B	37100 Total		1.00	\$69,467	\$35,381	\$15,972	\$2,130	\$79,516	\$25,491	\$227,957
	5 34HZ	FC HAZMAT	B	37132	1/1-6/30	1.00	\$69,467	\$35,381	\$15,972	\$2,130	\$79,516	\$25,491	\$227,957
	5 34HZ	FC HAZMAT	B	37132	7/1-12/31	1.00	\$69,467	\$35,381	\$15,972	\$2,130	\$79,516	\$25,491	\$227,957
	5 34HZ	FC HAZMAT	B	37132 Total		2.00	\$138,935	\$70,762	\$31,943	\$4,260	\$159,033	\$50,981	\$455,914
	5 34HZ	FF II HAZMAT	B	37100	1/1-6/30	0.50	\$26,646	\$13,571	\$6,126	\$1,065	\$30,504	\$9,809	\$87,722
	5 34HZ	FF II HAZMAT	B	37100	7/1-12/31	0.50	\$26,646	\$13,571	\$6,126	\$1,065	\$30,504	\$9,809	\$87,722
	5 34HZ	FF II HAZMAT	B	37100 Total		1.00	\$53,292	\$27,143	\$12,253	\$2,130	\$61,008	\$19,618	\$175,444
	5 34HZ	FF II HAZMAT	B	37132	1/1-6/30	0.50	\$26,646	\$13,571	\$6,126	\$1,065	\$30,504	\$9,809	\$87,722
	5 34HZ	FF II HAZMAT	B	37132	7/1-12/31	0.50	\$26,646	\$13,571	\$6,126	\$1,065	\$30,504	\$9,809	\$87,722
	5 34HZ	FF II HAZMAT	B	37132 Total		1.00	\$53,292	\$27,143	\$12,253	\$2,130	\$61,008	\$19,618	\$175,444
	5 34HZ	FF II MEDIC HAZ	B	37100	1/1-6/30	2.00	\$124,464	\$57,891	\$26,133	\$4,260	\$135,145	\$43,800	\$391,693
	5 34HZ	FF II MEDIC HAZ	B	37100	7/1-12/31	2.00	\$124,464	\$57,891	\$26,133	\$4,260	\$135,145	\$43,800	\$391,693
	5 34HZ	FF II MEDIC HAZ	B	37100 Total		4.00	\$248,928	\$115,783	\$52,266	\$8,520	\$270,290	\$87,600	\$783,387
	5 72ME	FAE	B	37100	1/1-6/30	0.50	\$29,496	\$15,023	\$6,782	\$1,065	\$33,765	\$10,844	\$96,975
	5 72ME	FAE	B	37100	7/1-12/31	0.50	\$29,496	\$15,023	\$6,782	\$1,065	\$33,765	\$10,844	\$96,975
	5 72ME	FAE	B	37100 Total		1.00	\$58,992	\$30,046	\$13,563	\$2,130	\$67,530	\$21,688	\$193,949
	5 72ME	FAE MEDIC	B	37100	1/1-6/30	0.50	\$34,392	\$16,065	\$7,252	\$1,065	\$37,432	\$12,112	\$108,318
	5 72ME	FAE MEDIC	B	37100	7/1-12/31	0.50	\$34,392	\$16,065	\$7,252	\$1,065	\$37,432	\$12,112	\$108,318
	5 72ME	FAE MEDIC	B	37100 Total		1.00	\$68,783	\$32,130	\$14,504	\$2,130	\$74,865	\$24,225	\$216,636
	5 72ME	FC	B	37100	1/1-6/30	0.50	\$33,834	\$17,232	\$7,779	\$1,065	\$38,728	\$12,419	\$111,057
	5 72ME	FC	B	37100	7/1-12/31	0.50	\$33,834	\$17,232	\$7,779	\$1,065	\$38,728	\$12,419	\$111,057
	5 72ME	FC	B	37100 Total		1.00	\$67,667	\$34,464	\$15,558	\$2,130	\$77,457	\$24,837	\$222,114
	5 72ME	FF II	B	37100	1/1-6/30	1.00	\$51,492	\$26,226	\$11,839	\$2,130	\$58,949	\$18,965	\$169,601
	5 72ME	FF II	B	37100	7/1-12/31	1.00	\$51,492	\$26,226	\$11,839	\$2,130	\$58,949	\$18,965	\$169,601
	5 72ME	FF II	B	37100 Total		2.00	\$102,984	\$52,452	\$23,678	\$4,260	\$117,897	\$37,930	\$339,201
	5 72ME	FF II MEDIC	B	37100	1/1-6/30	1.50	\$90,648	\$42,043	\$18,979	\$3,195	\$98,269	\$31,870	\$285,005
	5 72ME	FF II MEDIC	B	37100	7/1-12/31	1.50	\$90,648	\$42,043	\$18,979	\$3,195	\$98,269	\$31,870	\$285,005
	5 72ME	FF II MEDIC	B	37100 Total		3.00	\$181,296	\$84,087	\$37,958	\$6,390	\$196,539	\$63,739	\$570,009
	6 39ME	FAE	ED	37100	1/1-6/30	0.50	\$29,496	\$15,023	\$6,782	\$1,065	\$33,765	\$10,844	\$96,975

Exhibit D, Schedule A
Local Funded - State Resources
Fiscal Display
PRC 4142

BAT	STN	TITLE	DIV	PCA	PERIOD	Sum of PY	Sum of TOTAL BASE SALARY	Sum of TOTAL EDWC	Sum of TOTAL OT	Sum of TOTAL UNIFORM /OEE	Sum of BENEFITS	Sum of ADM CHG	Sum of GRAND TOTAL
6	39ME	FAE	ED	37100	7/1-12/31	0.50	\$29,496	\$15,023	\$6,782	\$1,065	\$33,765	\$10,844	\$96,975
6	39ME	FAE	ED	37100 Total		1.00	\$58,992	\$30,046	\$13,563	\$2,130	\$67,530	\$21,688	\$193,949
6	39ME	FAE MEDIC	ED	37100	1/1-6/30	0.50	\$34,392	\$16,065	\$7,252	\$1,065	\$37,432	\$12,112	\$108,318
6	39ME	FAE MEDIC	ED	37100	7/1-12/31	0.50	\$34,392	\$16,065	\$7,252	\$1,065	\$37,432	\$12,112	\$108,318
6	39ME	FAE MEDIC	ED	37100 Total		1.00	\$68,783	\$32,130	\$14,504	\$2,130	\$74,865	\$24,225	\$216,636
6	39ME	FC	ED	37100	1/1-6/30	0.50	\$33,834	\$17,232	\$7,779	\$1,065	\$38,728	\$12,419	\$111,057
6	39ME	FC	ED	37100	7/1-12/31	0.50	\$33,834	\$17,232	\$7,779	\$1,065	\$38,728	\$12,419	\$111,057
6	39ME	FC	ED	37100 Total		1.00	\$67,667	\$34,464	\$15,558	\$2,130	\$77,457	\$24,837	\$222,114
6	39ME	FC MEDIC	ED	37100	1/1-6/30	0.50	\$39,177	\$18,426	\$8,318	\$1,065	\$42,807	\$13,823	\$123,615
6	39ME	FC MEDIC	ED	37100	7/1-12/31	0.50	\$39,177	\$18,426	\$8,318	\$1,065	\$42,807	\$13,823	\$123,615
6	39ME	FC MEDIC	ED	37100 Total		1.00	\$78,355	\$36,852	\$16,635	\$2,130	\$85,613	\$27,646	\$247,230
6	39ME	FF II	ED	37100	1/1-6/30	0.50	\$25,746	\$13,113	\$5,919	\$1,065	\$29,474	\$9,483	\$84,800
6	39ME	FF II	ED	37100	7/1-12/31	0.50	\$25,746	\$13,113	\$5,919	\$1,065	\$29,474	\$9,483	\$84,800
6	39ME	FF II	ED	37100 Total		1.00	\$51,492	\$26,226	\$11,839	\$2,130	\$58,949	\$18,965	\$169,601
6	39ME	FF II MEDIC	ED	37100	1/1-6/30	0.50	\$30,216	\$14,014	\$6,326	\$1,065	\$32,756	\$10,623	\$95,002
6	39ME	FF II MEDIC	ED	37100	7/1-12/31	0.50	\$30,216	\$14,014	\$6,326	\$1,065	\$32,756	\$10,623	\$95,002
6	39ME	FF II MEDIC	ED	37100 Total		1.00	\$60,432	\$28,029	\$12,653	\$2,130	\$65,513	\$21,246	\$190,003
6	40ME	FAE	ED	37100	1/1-6/30	0.50	\$29,496	\$15,023	\$6,782	\$1,065	\$33,765	\$10,844	\$96,975
6	40ME	FAE	ED	37100	7/1-12/31	0.50	\$29,496	\$15,023	\$6,782	\$1,065	\$33,765	\$10,844	\$96,975
6	40ME	FAE	ED	37100 Total		1.00	\$58,992	\$30,046	\$13,563	\$2,130	\$67,530	\$21,688	\$193,949
6	40ME	FAE MEDIC	ED	37100	1/1-6/30	0.50	\$34,392	\$16,065	\$7,252	\$1,065	\$37,432	\$12,112	\$108,318
6	40ME	FAE MEDIC	ED	37100	7/1-12/31	0.50	\$34,392	\$16,065	\$7,252	\$1,065	\$37,432	\$12,112	\$108,318
6	40ME	FAE MEDIC	ED	37100 Total		1.00	\$68,783	\$32,130	\$14,504	\$2,130	\$74,865	\$24,225	\$216,636
6	40ME	FC	ED	37100	1/1-6/30	1.00	\$67,667	\$34,464	\$15,558	\$2,130	\$77,457	\$24,837	\$222,114
6	40ME	FC	ED	37100	7/1-12/31	1.00	\$67,667	\$34,464	\$15,558	\$2,130	\$77,457	\$24,837	\$222,114
6	40ME	FC	ED	37100 Total		2.00	\$135,335	\$68,929	\$31,116	\$4,260	\$154,914	\$49,674	\$444,227
6	40ME	FF II	ED	37100	1/1-6/30	0.50	\$25,746	\$13,113	\$5,919	\$1,065	\$29,474	\$9,483	\$84,800
6	40ME	FF II	ED	37100	7/1-12/31	0.50	\$25,746	\$13,113	\$5,919	\$1,065	\$29,474	\$9,483	\$84,800
6	40ME	FF II	ED	37100 Total		1.00	\$51,492	\$26,226	\$11,839	\$2,130	\$58,949	\$18,965	\$169,601
6	40ME	FF II MEDIC	ED	37100	1/1-6/30	0.50	\$30,216	\$14,014	\$6,326	\$1,065	\$32,756	\$10,623	\$95,002
6	40ME	FF II MEDIC	ED	37100	7/1-12/31	0.50	\$30,216	\$14,014	\$6,326	\$1,065	\$32,756	\$10,623	\$95,002
6	40ME	FF II MEDIC	ED	37100 Total		1.00	\$60,432	\$28,029	\$12,653	\$2,130	\$65,513	\$21,246	\$190,003
6	40MS	FAE	ED	37100	1/1-6/30	0.00	\$0	\$0	\$0	\$0	\$0	\$0	\$0
6	40MS	FAE	ED	37100	7/1-12/31	0.00	\$0	\$0	\$0	\$0	\$0	\$0	\$0
6	40MS	FAE	ED	37100 Total		0.00	\$0	\$0	\$0	\$0	\$0	\$0	\$0
6	40MS	FAE MEDIC	ED	37100	1/1-6/30	0.00	\$0	\$0	\$0	\$0	\$0	\$0	\$0

Exhibit D, Schedule A
Local Funded - State Resources
Fiscal Display
PRC 4142

BAT	STN	TITLE	DIV	PCA	PERIOD	Sum of PY	Sum of TOTAL BASE SALARY	Sum of TOTAL EDWC	Sum of TOTAL OT	Sum of TOTAL UNIFORM /OEE	Sum of BENEFITS	Sum of ADM CHG	Sum of GRAND TOTAL
6	40MS	FAE MEDIC	ED	37100	7/1-12/31	0.00	\$0	\$0	\$0	\$0	\$0	\$0	\$0
6	40MS	FAE MEDIC	ED	37100 Total		0.00	\$0	\$0	\$0	\$0	\$0	\$0	\$0
6	40MS	FF II MEDIC	ED	37100	1/1-6/30	0.00	\$0	\$0	\$0	\$0	\$0	\$0	\$0
6	40MS	FF II MEDIC	ED	37100	7/1-12/31	0.00	\$0	\$0	\$0	\$0	\$0	\$0	\$0
6	40MS	FF II MEDIC	ED	37100 Total		0.00	\$0	\$0	\$0	\$0	\$0	\$0	\$0
6	41ME	FAE	ED	37100	1/1-6/30	0.50	\$29,496	\$15,023	\$6,782	\$1,065	\$33,765	\$10,844	\$96,975
6	41ME	FAE	ED	37100	7/1-12/31	0.50	\$29,496	\$15,023	\$6,782	\$1,065	\$33,765	\$10,844	\$96,975
6	41ME	FAE	ED	37100 Total		1.00	\$58,992	\$30,046	\$13,563	\$2,130	\$67,530	\$21,688	\$193,949
6	41ME	FAE MEDIC	ED	37100	1/1-6/30	0.50	\$34,392	\$16,065	\$7,252	\$1,065	\$37,432	\$12,112	\$108,318
6	41ME	FAE MEDIC	ED	37100	7/1-12/31	0.50	\$34,392	\$16,065	\$7,252	\$1,065	\$37,432	\$12,112	\$108,318
6	41ME	FAE MEDIC	ED	37100 Total		1.00	\$68,783	\$32,130	\$14,504	\$2,130	\$74,865	\$24,225	\$216,636
6	41ME	FC	ED	37100	1/1-6/30	1.00	\$67,667	\$34,464	\$15,558	\$2,130	\$77,457	\$24,837	\$222,114
6	41ME	FC	ED	37100	7/1-12/31	1.00	\$67,667	\$34,464	\$15,558	\$2,130	\$77,457	\$24,837	\$222,114
6	41ME	FC	ED	37100 Total		2.00	\$135,335	\$68,929	\$31,116	\$4,260	\$154,914	\$49,674	\$444,227
6	41ME	FF II	ED	37100	1/1-6/30	0.50	\$25,746	\$13,113	\$5,919	\$1,065	\$29,474	\$9,483	\$84,800
6	41ME	FF II	ED	37100	7/1-12/31	0.50	\$25,746	\$13,113	\$5,919	\$1,065	\$29,474	\$9,483	\$84,800
6	41ME	FF II	ED	37100 Total		1.00	\$51,492	\$26,226	\$11,839	\$2,130	\$58,949	\$18,965	\$169,601
6	41ME	FF II MEDIC	ED	37100	1/1-6/30	0.50	\$30,216	\$14,014	\$6,326	\$1,065	\$32,756	\$10,623	\$95,002
6	41ME	FF II MEDIC	ED	37100	7/1-12/31	0.50	\$30,216	\$14,014	\$6,326	\$1,065	\$32,756	\$10,623	\$95,002
6	41ME	FF II MEDIC	ED	37100 Total		1.00	\$60,432	\$28,029	\$12,653	\$2,130	\$65,513	\$21,246	\$190,003
6	FRME	FAE	ED	37100	1/1-6/30	0.50	\$29,496	\$15,023	\$6,782	\$1,065	\$33,765	\$10,844	\$96,975
6	FRME	FAE	ED	37100	7/1-12/31	0.50	\$29,496	\$15,023	\$6,782	\$1,065	\$33,765	\$10,844	\$96,975
6	FRME	FAE	ED	37100 Total		1.00	\$58,992	\$30,046	\$13,563	\$2,130	\$67,530	\$21,688	\$193,949
6	FRME	FC	ED	37100	1/1-6/30	0.50	\$33,834	\$17,232	\$7,779	\$1,065	\$38,728	\$12,419	\$111,057
6	FRME	FC	ED	37100	7/1-12/31	0.50	\$33,834	\$17,232	\$7,779	\$1,065	\$38,728	\$12,419	\$111,057
6	FRME	FC	ED	37100 Total		1.00	\$67,667	\$34,464	\$15,558	\$2,130	\$77,457	\$24,837	\$222,114
6	FRME	FF II MEDIC	ED	37100	1/1-6/30	0.50	\$30,216	\$14,014	\$6,326	\$1,065	\$32,756	\$10,623	\$95,002
6	FRME	FF II MEDIC	ED	37100	7/1-12/31	0.50	\$30,216	\$14,014	\$6,326	\$1,065	\$32,756	\$10,623	\$95,002
6	FRME	FF II MEDIC	ED	37100 Total		1.00	\$60,432	\$28,029	\$12,653	\$2,130	\$65,513	\$21,246	\$190,003
6	VRME	FAE	ED	37100	1/1-6/30	0.50	\$29,496	\$15,023	\$6,782	\$1,065	\$33,765	\$10,844	\$96,975
6	VRME	FAE	ED	37100	7/1-12/31	0.50	\$29,496	\$15,023	\$6,782	\$1,065	\$33,765	\$10,844	\$96,975
6	VRME	FAE	ED	37100 Total		1.00	\$58,992	\$30,046	\$13,563	\$2,130	\$67,530	\$21,688	\$193,949
6	VRME	FC	ED	37100	1/1-6/30	0.50	\$33,834	\$17,232	\$7,779	\$1,065	\$38,728	\$12,419	\$111,057
6	VRME	FC	ED	37100	7/1-12/31	0.50	\$33,834	\$17,232	\$7,779	\$1,065	\$38,728	\$12,419	\$111,057
6	VRME	FC	ED	37100 Total		1.00	\$67,667	\$34,464	\$15,558	\$2,130	\$77,457	\$24,837	\$222,114
6	VRME	FF II MEDIC	ED	37100	1/1-6/30	0.50	\$30,216	\$14,014	\$6,326	\$1,065	\$32,756	\$10,623	\$95,002

Exhibit D, Schedule A
Local Funded - State Resources
Fiscal Display
PRC 4142

BAT	STN	TITLE	DIV	PCA	PERIOD	Sum of PY	Sum of TOTAL BASE SALARY	Sum of TOTAL EDWC	Sum of TOTAL OT	Sum of TOTAL UNIFORM/OEE	Sum of BENEFITS	Sum of ADM CHG	Sum of GRAND TOTAL
	6	VRME	ED	37100	7/1-12/31	0.50	\$30,216	\$14,014	\$6,326	\$1,065	\$32,756	\$10,623	\$95,002
	6	VRME	ED	37100 Total		1.00	\$60,432	\$28,029	\$12,653	\$2,130	\$65,513	\$21,246	\$190,003
	8	43ME	ED	37100	1/1-6/30	0.50	\$29,496	\$15,023	\$6,782	\$1,065	\$33,765	\$10,844	\$96,975
	8	43ME	ED	37100	7/1-12/31	0.50	\$29,496	\$15,023	\$6,782	\$1,065	\$33,765	\$10,844	\$96,975
	8	43ME	ED	37100 Total		1.00	\$58,992	\$30,046	\$13,563	\$2,130	\$67,530	\$21,688	\$193,949
	8	43ME	ED	37100	1/1-6/30	0.50	\$34,392	\$16,065	\$7,252	\$1,065	\$37,432	\$12,112	\$108,318
	8	43ME	ED	37100	7/1-12/31	0.50	\$34,392	\$16,065	\$7,252	\$1,065	\$37,432	\$12,112	\$108,318
	8	43ME	ED	37100 Total		1.00	\$68,783	\$32,130	\$14,504	\$2,130	\$74,865	\$24,225	\$216,636
	8	43ME	ED	37100	1/1-6/30	1.00	\$67,667	\$34,464	\$15,558	\$2,130	\$77,457	\$24,837	\$222,114
	8	43ME	ED	37100	7/1-12/31	1.00	\$67,667	\$34,464	\$15,558	\$2,130	\$77,457	\$24,837	\$222,114
	8	43ME	ED	37100 Total		2.00	\$135,335	\$68,929	\$31,116	\$4,260	\$154,914	\$49,674	\$444,227
	8	43ME	ED	37100	1/1-6/30	0.50	\$25,746	\$13,113	\$5,919	\$1,065	\$29,474	\$9,483	\$84,800
	8	43ME	ED	37100	7/1-12/31	0.50	\$25,746	\$13,113	\$5,919	\$1,065	\$29,474	\$9,483	\$84,800
	8	43ME	ED	37100 Total		1.00	\$51,492	\$26,226	\$11,839	\$2,130	\$58,949	\$18,965	\$169,601
	8	43ME	ED	37100	1/1-6/30	0.50	\$30,216	\$14,014	\$6,326	\$1,065	\$32,756	\$10,623	\$95,002
	8	43ME	ED	37100	7/1-12/31	0.50	\$30,216	\$14,014	\$6,326	\$1,065	\$32,756	\$10,623	\$95,002
	8	43ME	ED	37100 Total		1.00	\$60,432	\$28,029	\$12,653	\$2,130	\$65,513	\$21,246	\$190,003
	8	44ME	ED	37100	1/1-6/30	0.50	\$29,496	\$15,023	\$6,782	\$1,065	\$33,765	\$10,844	\$96,975
	8	44ME	ED	37100	7/1-12/31	0.50	\$29,496	\$15,023	\$6,782	\$1,065	\$33,765	\$10,844	\$96,975
	8	44ME	ED	37100 Total		1.00	\$58,992	\$30,046	\$13,563	\$2,130	\$67,530	\$21,688	\$193,949
	8	44ME	ED	37100	1/1-6/30	0.50	\$34,392	\$16,065	\$7,252	\$1,065	\$37,432	\$12,112	\$108,318
	8	44ME	ED	37100	7/1-12/31	0.50	\$34,392	\$16,065	\$7,252	\$1,065	\$37,432	\$12,112	\$108,318
	8	44ME	ED	37100 Total		1.00	\$68,783	\$32,130	\$14,504	\$2,130	\$74,865	\$24,225	\$216,636
	8	44ME	ED	37100	1/1-6/30	0.50	\$33,834	\$17,232	\$7,779	\$1,065	\$38,728	\$12,419	\$111,057
	8	44ME	ED	37100	7/1-12/31	0.50	\$33,834	\$17,232	\$7,779	\$1,065	\$38,728	\$12,419	\$111,057
	8	44ME	ED	37100 Total		1.00	\$67,667	\$34,464	\$15,558	\$2,130	\$77,457	\$24,837	\$222,114
	8	44ME	ED	37100	1/1-6/30	0.50	\$39,177	\$18,426	\$8,318	\$1,065	\$42,807	\$13,823	\$123,615
	8	44ME	ED	37100	7/1-12/31	0.50	\$39,177	\$18,426	\$8,318	\$1,065	\$42,807	\$13,823	\$123,615
	8	44ME	ED	37100 Total		1.00	\$78,355	\$36,852	\$16,635	\$2,130	\$85,613	\$27,646	\$247,230
	8	44ME	ED	37100	1/1-6/30	0.50	\$25,746	\$13,113	\$5,919	\$1,065	\$29,474	\$9,483	\$84,800
	8	44ME	ED	37100	7/1-12/31	0.50	\$25,746	\$13,113	\$5,919	\$1,065	\$29,474	\$9,483	\$84,800
	8	44ME	ED	37100 Total		1.00	\$51,492	\$26,226	\$11,839	\$2,130	\$58,949	\$18,965	\$169,601
	8	44ME	ED	37100	1/1-6/30	0.50	\$30,216	\$14,014	\$6,326	\$1,065	\$32,756	\$10,623	\$95,002
	8	44ME	ED	37100	7/1-12/31	0.50	\$30,216	\$14,014	\$6,326	\$1,065	\$32,756	\$10,623	\$95,002
	8	44ME	ED	37100 Total		1.00	\$60,432	\$28,029	\$12,653	\$2,130	\$65,513	\$21,246	\$190,003
	8	45ME	ED	37100	1/1-6/30	0.50	\$29,496	\$15,023	\$6,782	\$1,065	\$33,765	\$10,844	\$96,975

Exhibit D, Schedule A
Local Funded - State Resources
Fiscal Display
PRC 4142

BAT	STN	TITLE	DIV	PCA	PERIOD	Sum of PY	Sum of TOTAL BASE SALARY	Sum of TOTAL EDWC	Sum of TOTAL OT	Sum of TOTAL UNIFORM/OEE	Sum of BENEFITS	Sum of ADM CHG	Sum of GRAND TOTAL
8	45ME	FAE	ED	37100	7/1-12/31	0.50	\$29,496	\$15,023	\$6,782	\$1,065	\$33,765	\$10,844	\$96,975
8	45ME	FAE	ED	37100 Total		1.00	\$58,992	\$30,046	\$13,563	\$2,130	\$67,530	\$21,688	\$193,949
8	45ME	FAE MEDIC	ED	37100	1/1-6/30	0.50	\$34,392	\$16,065	\$7,252	\$1,065	\$37,432	\$12,112	\$108,318
8	45ME	FAE MEDIC	ED	37100	7/1-12/31	0.50	\$34,392	\$16,065	\$7,252	\$1,065	\$37,432	\$12,112	\$108,318
8	45ME	FAE MEDIC	ED	37100 Total		1.00	\$68,783	\$32,130	\$14,504	\$2,130	\$74,865	\$24,225	\$216,636
8	45ME	FC	ED	37100	1/1-6/30	1.00	\$67,667	\$34,464	\$15,558	\$2,130	\$77,457	\$24,837	\$222,114
8	45ME	FC	ED	37100	7/1-12/31	1.00	\$67,667	\$34,464	\$15,558	\$2,130	\$77,457	\$24,837	\$222,114
8	45ME	FC	ED	37100 Total		2.00	\$135,335	\$68,929	\$31,116	\$4,260	\$154,914	\$49,674	\$444,227
8	45ME	FF II	ED	37100	1/1-6/30	0.50	\$25,746	\$13,113	\$5,919	\$1,065	\$29,474	\$9,483	\$84,800
8	45ME	FF II	ED	37100	7/1-12/31	0.50	\$25,746	\$13,113	\$5,919	\$1,065	\$29,474	\$9,483	\$84,800
8	45ME	FF II	ED	37100 Total		1.00	\$51,492	\$26,226	\$11,839	\$2,130	\$58,949	\$18,965	\$169,601
8	45ME	FF II MEDIC	ED	37100	1/1-6/30	0.50	\$30,216	\$14,014	\$6,326	\$1,065	\$32,756	\$10,623	\$95,002
8	45ME	FF II MEDIC	ED	37100	7/1-12/31	0.50	\$30,216	\$14,014	\$6,326	\$1,065	\$32,756	\$10,623	\$95,002
8	45ME	FF II MEDIC	ED	37100 Total		1.00	\$60,432	\$28,029	\$12,653	\$2,130	\$65,513	\$21,246	\$190,003
8	49ME	FAE	ED	37100	1/1-6/30	0.50	\$29,496	\$15,023	\$6,782	\$1,065	\$33,765	\$10,844	\$96,975
8	49ME	FAE	ED	37100	7/1-12/31	0.50	\$29,496	\$15,023	\$6,782	\$1,065	\$33,765	\$10,844	\$96,975
8	49ME	FAE	ED	37100 Total		1.00	\$58,992	\$30,046	\$13,563	\$2,130	\$67,530	\$21,688	\$193,949
8	49ME	FAE MEDIC	ED	37100	1/1-6/30	0.50	\$34,392	\$16,065	\$7,252	\$1,065	\$37,432	\$12,112	\$108,318
8	49ME	FAE MEDIC	ED	37100	7/1-12/31	0.50	\$34,392	\$16,065	\$7,252	\$1,065	\$37,432	\$12,112	\$108,318
8	49ME	FAE MEDIC	ED	37100 Total		1.00	\$68,783	\$32,130	\$14,504	\$2,130	\$74,865	\$24,225	\$216,636
8	49ME	FC	ED	37100	1/1-6/30	1.00	\$67,667	\$34,464	\$15,558	\$2,130	\$77,457	\$24,837	\$222,114
8	49ME	FC	ED	37100	7/1-12/31	1.00	\$67,667	\$34,464	\$15,558	\$2,130	\$77,457	\$24,837	\$222,114
8	49ME	FC	ED	37100 Total		2.00	\$135,335	\$68,929	\$31,116	\$4,260	\$154,914	\$49,674	\$444,227
8	49ME	FC MEDIC	ED	37100	1/1-6/30	0.50	\$39,177	\$18,426	\$8,318	\$1,065	\$42,807	\$13,823	\$123,615
8	49ME	FC MEDIC	ED	37100	7/1-12/31	0.50	\$39,177	\$18,426	\$8,318	\$1,065	\$42,807	\$13,823	\$123,615
8	49ME	FC MEDIC	ED	37100 Total		1.00	\$78,355	\$36,852	\$16,635	\$2,130	\$85,613	\$27,646	\$247,230
8	49ME	FF II	ED	37100	1/1-6/30	1.00	\$51,492	\$26,226	\$11,839	\$2,130	\$58,949	\$18,965	\$169,601
8	49ME	FF II	ED	37100	7/1-12/31	1.00	\$51,492	\$26,226	\$11,839	\$2,130	\$58,949	\$18,965	\$169,601
8	49ME	FF II	ED	37100 Total		2.00	\$102,984	\$52,452	\$23,678	\$4,260	\$117,897	\$37,930	\$339,201
8	49ME	FF II MEDIC	ED	37100	1/1-6/30	1.50	\$90,648	\$42,043	\$18,979	\$3,195	\$98,269	\$31,870	\$285,005
8	49ME	FF II MEDIC	ED	37100	7/1-12/31	1.50	\$90,648	\$42,043	\$18,979	\$3,195	\$98,269	\$31,870	\$285,005
8	49ME	FF II MEDIC	ED	37100 Total		3.00	\$181,296	\$84,087	\$37,958	\$6,390	\$196,539	\$63,739	\$570,009
8	FRME	FAE	ED	37100	1/1-6/30	0.50	\$29,496	\$15,023	\$6,782	\$1,065	\$33,765	\$10,844	\$96,975
8	FRME	FAE	ED	37100	7/1-12/31	0.50	\$29,496	\$15,023	\$6,782	\$1,065	\$33,765	\$10,844	\$96,975
8	FRME	FAE	ED	37100 Total		1.00	\$58,992	\$30,046	\$13,563	\$2,130	\$67,530	\$21,688	\$193,949
8	FRME	FC	ED	37100	1/1-6/30	0.50	\$33,834	\$17,232	\$7,779	\$1,065	\$38,728	\$12,419	\$111,057

Exhibit D, Schedule A
Local Funded - State Resources
Fiscal Display
PRC 4142

BAT	STN	TITLE	DIV	PCA	PERIOD	Sum of PY	Sum of TOTAL BASE SALARY	Sum of TOTAL EDWC	Sum of TOTAL OT	Sum of TOTAL UNIFORM /OEE	Sum of BENEFITS	Sum of ADM CHG	Sum of GRAND TOTAL
8	FRME	FC	ED	37100	7/1-12/31	0.50	\$33,834	\$17,232	\$7,779	\$1,065	\$38,728	\$12,419	\$111,057
8	FRME	FC	ED	37100 Total		1.00	\$67,667	\$34,464	\$15,558	\$2,130	\$77,457	\$24,837	\$222,114
8	FRME	FF II MEDIC	ED	37100	1/1-6/30	0.50	\$30,216	\$14,014	\$6,326	\$1,065	\$32,756	\$10,623	\$95,002
8	FRME	FF II MEDIC	ED	37100	7/1-12/31	0.50	\$30,216	\$14,014	\$6,326	\$1,065	\$32,756	\$10,623	\$95,002
8	FRME	FF II MEDIC	ED	37100 Total		1.00	\$60,432	\$28,029	\$12,653	\$2,130	\$65,513	\$21,246	\$190,003
8	VRME	FAE MEDIC	ED	37100	1/1-6/30	0.50	\$34,392	\$16,065	\$7,252	\$1,065	\$37,432	\$12,112	\$108,318
8	VRME	FAE MEDIC	ED	37100	7/1-12/31	0.50	\$34,392	\$16,065	\$7,252	\$1,065	\$37,432	\$12,112	\$108,318
8	VRME	FAE MEDIC	ED	37100 Total		1.00	\$68,783	\$32,130	\$14,504	\$2,130	\$74,865	\$24,225	\$216,636
8	VRME	FC	ED	37100	1/1-6/30	0.50	\$33,834	\$17,232	\$7,779	\$1,065	\$38,728	\$12,419	\$111,057
8	VRME	FC	ED	37100	7/1-12/31	0.50	\$33,834	\$17,232	\$7,779	\$1,065	\$38,728	\$12,419	\$111,057
8	VRME	FC	ED	37100 Total		1.00	\$67,667	\$34,464	\$15,558	\$2,130	\$77,457	\$24,837	\$222,114
8	VRME	FF II MEDIC	ED	37100	1/1-6/30	1.00	\$60,432	\$28,029	\$12,653	\$2,130	\$65,513	\$21,246	\$190,003
8	VRME	FF II MEDIC	ED	37100	7/1-12/31	1.00	\$60,432	\$28,029	\$12,653	\$2,130	\$65,513	\$21,246	\$190,003
8	VRME	FF II MEDIC	ED	37100 Total		2.00	\$120,864	\$56,058	\$25,305	\$4,260	\$131,026	\$42,493	\$380,006
9	2MT	FC	MV	37135	1/1-6/30	1.50	\$101,501	\$51,697	\$23,337	\$3,195	\$116,185	\$37,256	\$333,170
9	2MT	FC	MV	37135	7/1-12/31	1.50	\$101,501	\$51,697	\$23,337	\$3,195	\$116,185	\$37,256	\$333,170
9	2MT	FC	MV	37135 Total		3.00	\$203,002	\$103,393	\$46,673	\$6,390	\$232,371	\$74,511	\$666,341
10	35ME	FAE	WD	37100	1/1-6/30	0.50	\$29,496	\$15,023	\$6,782	\$1,065	\$33,765	\$10,844	\$96,975
10	35ME	FAE	WD	37100	7/1-12/31	0.50	\$29,496	\$15,023	\$6,782	\$1,065	\$33,765	\$10,844	\$96,975
10	35ME	FAE	WD	37100 Total		1.00	\$58,992	\$30,046	\$13,563	\$2,130	\$67,530	\$21,688	\$193,949
10	35ME	FAE MEDIC	WD	37100	1/1-6/30	0.50	\$34,392	\$16,065	\$7,252	\$1,065	\$37,432	\$12,112	\$108,318
10	35ME	FAE MEDIC	WD	37100	7/1-12/31	0.50	\$34,392	\$16,065	\$7,252	\$1,065	\$37,432	\$12,112	\$108,318
10	35ME	FAE MEDIC	WD	37100 Total		1.00	\$68,783	\$32,130	\$14,504	\$2,130	\$74,865	\$24,225	\$216,636
10	35ME	FC	WD	37100	1/1-6/30	1.00	\$67,667	\$34,464	\$15,558	\$2,130	\$77,457	\$24,837	\$222,114
10	35ME	FC	WD	37100	7/1-12/31	1.00	\$67,667	\$34,464	\$15,558	\$2,130	\$77,457	\$24,837	\$222,114
10	35ME	FC	WD	37100 Total		2.00	\$135,335	\$68,929	\$31,116	\$4,260	\$154,914	\$49,674	\$444,227
10	35ME	FF II	WD	37100	1/1-6/30	0.50	\$25,746	\$13,113	\$5,919	\$1,065	\$29,474	\$9,483	\$84,800
10	35ME	FF II	WD	37100	7/1-12/31	0.50	\$25,746	\$13,113	\$5,919	\$1,065	\$29,474	\$9,483	\$84,800
10	35ME	FF II	WD	37100 Total		1.00	\$51,492	\$26,226	\$11,839	\$2,130	\$58,949	\$18,965	\$169,601
10	35ME	FF II MEDIC	WD	37100	1/1-6/30	0.50	\$30,216	\$14,014	\$6,326	\$1,065	\$32,756	\$10,623	\$95,002
10	35ME	FF II MEDIC	WD	37100	7/1-12/31	0.50	\$30,216	\$14,014	\$6,326	\$1,065	\$32,756	\$10,623	\$95,002
10	35ME	FF II MEDIC	WD	37100 Total		1.00	\$60,432	\$28,029	\$12,653	\$2,130	\$65,513	\$21,246	\$190,003
10	36ME	FAE	WD	37100	1/1-6/30	0.50	\$29,496	\$15,023	\$6,782	\$1,065	\$33,765	\$10,844	\$96,975
10	36ME	FAE	WD	37100	7/1-12/31	0.50	\$29,496	\$15,023	\$6,782	\$1,065	\$33,765	\$10,844	\$96,975
10	36ME	FAE	WD	37100 Total		1.00	\$58,992	\$30,046	\$13,563	\$2,130	\$67,530	\$21,688	\$193,949
10	36ME	FAE MEDIC	WD	37100	1/1-6/30	0.50	\$34,392	\$16,065	\$7,252	\$1,065	\$37,432	\$12,112	\$108,318

Exhibit D, Schedule A
Local Funded - State Resources
Fiscal Display
PRC 4142

BAT	STN	TITLE	DIV	PCA	PERIOD	Sum of PY	Sum of TOTAL BASE SALARY	Sum of TOTAL EDWC	Sum of TOTAL OT	Sum of TOTAL UNIFORM /OEE	Sum of BENEFITS	Sum of ADM CHG	Sum of GRAND TOTAL
10	36ME	FAE MEDIC	WD	37100	7/1-12/31	0.50	\$34,392	\$16,065	\$7,252	\$1,065	\$37,432	\$12,112	\$108,318
10	36ME	FAE MEDIC	WD	37100 Total		1.00	\$68,783	\$32,130	\$14,504	\$2,130	\$74,865	\$24,225	\$216,636
10	36ME	FC	WD	37100	1/1-6/30	0.50	\$33,834	\$17,232	\$7,779	\$1,065	\$38,728	\$12,419	\$111,057
10	36ME	FC	WD	37100	7/1-12/31	0.50	\$33,834	\$17,232	\$7,779	\$1,065	\$38,728	\$12,419	\$111,057
10	36ME	FC	WD	37100 Total		1.00	\$67,667	\$34,464	\$15,558	\$2,130	\$77,457	\$24,837	\$222,114
10	36ME	FC MEDIC	WD	37100	1/1-6/30	0.50	\$39,177	\$18,426	\$8,318	\$1,065	\$42,807	\$13,823	\$123,615
10	36ME	FC MEDIC	WD	37100	7/1-12/31	0.50	\$39,177	\$18,426	\$8,318	\$1,065	\$42,807	\$13,823	\$123,615
10	36ME	FC MEDIC	WD	37100 Total		1.00	\$78,355	\$36,852	\$16,635	\$2,130	\$85,613	\$27,646	\$247,230
10	36ME	FF II	WD	37100	1/1-6/30	0.50	\$25,746	\$13,113	\$5,919	\$1,065	\$29,474	\$9,483	\$84,800
10	36ME	FF II	WD	37100	7/1-12/31	0.50	\$25,746	\$13,113	\$5,919	\$1,065	\$29,474	\$9,483	\$84,800
10	36ME	FF II	WD	37100 Total		1.00	\$51,492	\$26,226	\$11,839	\$2,130	\$58,949	\$18,965	\$169,601
10	36ME	FF II MEDIC	WD	37100	1/1-6/30	0.50	\$30,216	\$14,014	\$6,326	\$1,065	\$32,756	\$10,623	\$95,002
10	36ME	FF II MEDIC	WD	37100	7/1-12/31	0.50	\$30,216	\$14,014	\$6,326	\$1,065	\$32,756	\$10,623	\$95,002
10	36ME	FF II MEDIC	WD	37100 Total		1.00	\$60,432	\$28,029	\$12,653	\$2,130	\$65,513	\$21,246	\$190,003
10	56ME	FAE	WD	37100	1/1-6/30	0.50	\$29,496	\$15,023	\$6,782	\$1,065	\$33,765	\$10,844	\$96,975
10	56ME	FAE	WD	37100	7/1-12/31	0.50	\$29,496	\$15,023	\$6,782	\$1,065	\$33,765	\$10,844	\$96,975
10	56ME	FAE	WD	37100 Total		1.00	\$58,992	\$30,046	\$13,563	\$2,130	\$67,530	\$21,688	\$193,949
10	56ME	FAE MEDIC	WD	37100	1/1-6/30	0.50	\$34,392	\$16,065	\$7,252	\$1,065	\$37,432	\$12,112	\$108,318
10	56ME	FAE MEDIC	WD	37100	7/1-12/31	0.50	\$34,392	\$16,065	\$7,252	\$1,065	\$37,432	\$12,112	\$108,318
10	56ME	FAE MEDIC	WD	37100 Total		1.00	\$68,783	\$32,130	\$14,504	\$2,130	\$74,865	\$24,225	\$216,636
10	56ME	FC	WD	37100	1/1-6/30	1.00	\$67,667	\$34,464	\$15,558	\$2,130	\$77,457	\$24,837	\$222,114
10	56ME	FC	WD	37100	7/1-12/31	1.00	\$67,667	\$34,464	\$15,558	\$2,130	\$77,457	\$24,837	\$222,114
10	56ME	FC	WD	37100 Total		2.00	\$135,335	\$68,929	\$31,116	\$4,260	\$154,914	\$49,674	\$444,227
10	56ME	FF II	WD	37100	1/1-6/30	0.50	\$25,746	\$13,113	\$5,919	\$1,065	\$29,474	\$9,483	\$84,800
10	56ME	FF II	WD	37100	7/1-12/31	0.50	\$25,746	\$13,113	\$5,919	\$1,065	\$29,474	\$9,483	\$84,800
10	56ME	FF II	WD	37100 Total		1.00	\$51,492	\$26,226	\$11,839	\$2,130	\$58,949	\$18,965	\$169,601
10	56ME	FF II MEDIC	WD	37100	1/1-6/30	0.50	\$30,216	\$14,014	\$6,326	\$1,065	\$32,756	\$10,623	\$95,002
10	56ME	FF II MEDIC	WD	37100	7/1-12/31	0.50	\$30,216	\$14,014	\$6,326	\$1,065	\$32,756	\$10,623	\$95,002
10	56ME	FF II MEDIC	WD	37100 Total		1.00	\$60,432	\$28,029	\$12,653	\$2,130	\$65,513	\$21,246	\$190,003
10	81HZ	FAE HAZMAT	WD	37100	1/1-6/30	0.00	\$0	\$0	\$0	\$0	\$0	\$0	\$0
10	81HZ	FAE HAZMAT	WD	37100	7/1-12/31	0.00	\$0	\$0	\$0	\$0	\$0	\$0	\$0
10	81HZ	FAE HAZMAT	WD	37100 Total		0.00	\$0	\$0	\$0	\$0	\$0	\$0	\$0
10	81HZ	FAE HAZMAT	WD	37132	1/1-6/30	0.00	\$0	\$0	\$0	\$0	\$0	\$0	\$0
10	81HZ	FAE HAZMAT	WD	37132	7/1-12/31	0.00	\$0	\$0	\$0	\$0	\$0	\$0	\$0
10	81HZ	FAE HAZMAT	WD	37132 Total		0.00	\$0	\$0	\$0	\$0	\$0	\$0	\$0
10	81HZ	FAE MEDIC HAZ	WD	37100	1/1-6/30	0.00	\$0	\$0	\$0	\$0	\$0	\$0	\$0

Exhibit D, Schedule A
Local Funded - State Resources
Fiscal Display
PRC 4142

BAT	STN	TITLE	DIV	PCA	PERIOD	Sum of PY	Sum of TOTAL BASE SALARY	Sum of TOTAL EDWC	Sum of TOTAL OT	Sum of TOTAL UNIFORM /OEE	Sum of BENEFITS	Sum of ADM CHG	Sum of GRAND TOTAL
10	81HZ	FAE MEDIC HAZ	WD	37100	7/1-12/31	0.00	\$0	\$0	\$0	\$0	\$0	\$0	\$0
10	81HZ	FAE MEDIC HAZ	WD	37100 Total		0.00	\$0	\$0	\$0	\$0	\$0	\$0	\$0
10	81HZ	FC HAZMAT	WD	37100	1/1-6/30	0.00	\$0	\$0	\$0	\$0	\$0	\$0	\$0
10	81HZ	FC HAZMAT	WD	37100	7/1-12/31	0.00	\$0	\$0	\$0	\$0	\$0	\$0	\$0
10	81HZ	FC HAZMAT	WD	37100 Total		0.00	\$0	\$0	\$0	\$0	\$0	\$0	\$0
10	81HZ	FC HAZMAT	WD	37132	1/1-6/30	0.00	\$0	\$0	\$0	\$0	\$0	\$0	\$0
10	81HZ	FC HAZMAT	WD	37132	7/1-12/31	0.00	\$0	\$0	\$0	\$0	\$0	\$0	\$0
10	81HZ	FC HAZMAT	WD	37132 Total		0.00	\$0	\$0	\$0	\$0	\$0	\$0	\$0
10	81HZ	FF II HAZMAT	WD	37100	1/1-6/30	0.00	\$0	\$0	\$0	\$0	\$0	\$0	\$0
10	81HZ	FF II HAZMAT	WD	37100	7/1-12/31	0.00	\$0	\$0	\$0	\$0	\$0	\$0	\$0
10	81HZ	FF II HAZMAT	WD	37100 Total		0.00	\$0	\$0	\$0	\$0	\$0	\$0	\$0
10	81HZ	FF II HAZMAT	WD	37132	1/1-6/30	0.00	\$0	\$0	\$0	\$0	\$0	\$0	\$0
10	81HZ	FF II HAZMAT	WD	37132	7/1-12/31	0.00	\$0	\$0	\$0	\$0	\$0	\$0	\$0
10	81HZ	FF II HAZMAT	WD	37132 Total		0.00	\$0	\$0	\$0	\$0	\$0	\$0	\$0
10	81HZ	FF II MEDIC HAZ	WD	37100	1/1-6/30	0.00	\$0	\$0	\$0	\$0	\$0	\$0	\$0
10	81HZ	FF II MEDIC HAZ	WD	37100	7/1-12/31	0.00	\$0	\$0	\$0	\$0	\$0	\$0	\$0
10	81HZ	FF II MEDIC HAZ	WD	37100 Total		0.00	\$0	\$0	\$0	\$0	\$0	\$0	\$0
10	BS35	FAE	WD	37119	1/1-6/30	1.50	\$88,488	\$45,069	\$20,345	\$3,195	\$101,296	\$32,532	\$290,924
10	BS35	FAE	WD	37119	7/1-12/31	1.50	\$88,488	\$45,069	\$20,345	\$3,195	\$101,296	\$32,532	\$290,924
10	BS35	FAE	WD	37119 Total		3.00	\$176,976	\$90,137	\$40,690	\$6,390	\$202,591	\$65,063	\$581,847
10	FRME	FAE	WD	37100	1/1-6/30	0.50	\$29,496	\$15,023	\$6,782	\$1,065	\$33,765	\$10,844	\$96,975
10	FRME	FAE	WD	37100	7/1-12/31	0.50	\$29,496	\$15,023	\$6,782	\$1,065	\$33,765	\$10,844	\$96,975
10	FRME	FAE	WD	37100 Total		1.00	\$58,992	\$30,046	\$13,563	\$2,130	\$67,530	\$21,688	\$193,949
10	FRME	FC	WD	37100	1/1-6/30	0.50	\$33,834	\$17,232	\$7,779	\$1,065	\$38,728	\$12,419	\$111,057
10	FRME	FC	WD	37100	7/1-12/31	0.50	\$33,834	\$17,232	\$7,779	\$1,065	\$38,728	\$12,419	\$111,057
10	FRME	FC	WD	37100 Total		1.00	\$67,667	\$34,464	\$15,558	\$2,130	\$77,457	\$24,837	\$222,114
10	FRME	FF II MEDIC	WD	37100	1/1-6/30	0.50	\$30,216	\$14,014	\$6,326	\$1,065	\$32,756	\$10,623	\$95,002
10	FRME	FF II MEDIC	WD	37100	7/1-12/31	0.50	\$30,216	\$14,014	\$6,326	\$1,065	\$32,756	\$10,623	\$95,002
10	FRME	FF II MEDIC	WD	37100 Total		1.00	\$60,432	\$28,029	\$12,653	\$2,130	\$65,513	\$21,246	\$190,003
10	VRME	FAE MEDIC HAZ	WD	37100	1/1-6/30	0.50	\$35,292	\$16,523	\$7,459	\$1,065	\$38,462	\$12,439	\$111,240
10	VRME	FAE MEDIC HAZ	WD	37100	7/1-12/31	0.50	\$35,292	\$16,523	\$7,459	\$1,065	\$38,462	\$12,439	\$111,240
10	VRME	FAE MEDIC HAZ	WD	37100 Total		1.00	\$70,583	\$33,046	\$14,918	\$2,130	\$76,924	\$24,878	\$222,480
10	VRME	FC	WD	37100	1/1-6/30	0.50	\$33,834	\$17,232	\$7,779	\$1,065	\$38,728	\$12,419	\$111,057
10	VRME	FC	WD	37100	7/1-12/31	0.50	\$33,834	\$17,232	\$7,779	\$1,065	\$38,728	\$12,419	\$111,057
10	VRME	FC	WD	37100 Total		1.00	\$67,667	\$34,464	\$15,558	\$2,130	\$77,457	\$24,837	\$222,114
10	VRME	FF II MEDIC	WD	37100	1/1-6/30	0.50	\$30,216	\$14,014	\$6,326	\$1,065	\$32,756	\$10,623	\$95,002

Exhibit D, Schedule A
Local Funded - State Resources
Fiscal Display
PRC 4142

BAT	STN	TITLE	DIV	PCA	PERIOD	Sum of PY	Sum of TOTAL BASE SALARY	Sum of TOTAL EDWC	Sum of TOTAL OT	Sum of TOTAL UNIFORM /OEE	Sum of BENEFITS	Sum of ADM CHG	Sum of GRAND TOTAL
10	VRME	FF II MEDIC	WD	37100	7/1-12/31	0.50	\$30,216	\$14,014	\$6,326	\$1,065	\$32,756	\$10,623	\$95,002
10	VRME	FF II MEDIC	WD	37100 Total		1.00	\$60,432	\$28,029	\$12,653	\$2,130	\$65,513	\$21,246	\$190,003
10	81ME	FAE	WD	37100	1/1-6/30	0.50	\$30,396	\$15,481	\$6,989	\$1,065	\$34,795	\$11,171	\$99,896
10	81ME	FAE	WD	37100	7/1-12/31	0.50	\$30,396	\$15,481	\$6,989	\$1,065	\$34,795	\$11,171	\$99,896
10	81ME	FAE	WD	37100 Total		1.00	\$60,792	\$30,963	\$13,977	\$2,130	\$69,590	\$22,341	\$199,793
10	81ME	FAE MEDIC	WD	37100	1/1-6/30	0.50	\$35,292	\$16,523	\$7,459	\$1,065	\$38,462	\$12,439	\$111,240
10	81ME	FAE MEDIC	WD	37100	7/1-12/31	0.50	\$35,292	\$16,523	\$7,459	\$1,065	\$38,462	\$12,439	\$111,240
10	81ME	FAE MEDIC	WD	37100 Total		1.00	\$70,583	\$33,046	\$14,918	\$2,130	\$76,924	\$24,878	\$222,480
10	81ME	FC	WD	37100	1/1-6/30	1.50	\$104,201	\$53,072	\$23,957	\$3,195	\$119,275	\$38,236	\$341,936
10	81ME	FC	WD	37100	7/1-12/31	1.50	\$104,201	\$53,072	\$23,957	\$3,195	\$119,275	\$38,236	\$341,936
10	81ME	FC	WD	37100 Total		3.00	\$208,402	\$106,143	\$47,915	\$6,390	\$238,549	\$76,472	\$683,872
10	81ME	FF II MEDIC	WD	37100	1/1-6/30	1.50	\$93,348	\$43,419	\$19,600	\$3,195	\$101,359	\$32,850	\$293,770
10	81ME	FF II MEDIC	WD	37100	7/1-12/31	1.50	\$93,348	\$43,419	\$19,600	\$3,195	\$101,359	\$32,850	\$293,770
10	81ME	FF II MEDIC	WD	37100 Total		3.00	\$186,696	\$86,837	\$39,200	\$6,390	\$202,718	\$65,700	\$587,540
11	23ME	FAE	B	37100	1/1-6/30	1.00	\$58,992	\$30,046	\$13,563	\$2,130	\$67,530	\$21,688	\$193,949
11	23ME	FAE	B	37100	7/1-12/31	1.00	\$58,992	\$30,046	\$13,563	\$2,130	\$67,530	\$21,688	\$193,949
11	23ME	FAE	B	37100 Total		2.00	\$117,984	\$60,092	\$27,126	\$4,260	\$135,061	\$43,375	\$387,898
11	23ME	FC	B	37100	1/1-6/30	1.00	\$67,667	\$34,464	\$15,558	\$2,130	\$77,457	\$24,837	\$222,114
11	23ME	FC	B	37100	7/1-12/31	1.00	\$67,667	\$34,464	\$15,558	\$2,130	\$77,457	\$24,837	\$222,114
11	23ME	FC	B	37100 Total		2.00	\$135,335	\$68,929	\$31,116	\$4,260	\$154,914	\$49,674	\$444,227
11	23ME	FF II MEDIC	B	37100	1/1-6/30	0.50	\$30,216	\$14,014	\$6,326	\$1,065	\$32,756	\$10,623	\$95,002
11	23ME	FF II MEDIC	B	37100	7/1-12/31	0.50	\$30,216	\$14,014	\$6,326	\$1,065	\$32,756	\$10,623	\$95,002
11	23ME	FF II MEDIC	B	37100 Total		1.00	\$60,432	\$28,029	\$12,653	\$2,130	\$65,513	\$21,246	\$190,003
11	29MS	FAE	B	37100	1/1-6/30	1.00	\$58,992	\$30,046	\$13,563	\$2,130	\$67,530	\$21,688	\$193,949
11	29MS	FAE	B	37100	7/1-12/31	1.00	\$58,992	\$30,046	\$13,563	\$2,130	\$67,530	\$21,688	\$193,949
11	29MS	FAE	B	37100 Total		2.00	\$117,984	\$60,092	\$27,126	\$4,260	\$135,061	\$43,375	\$387,898
11	29MS	FAE MEDIC	B	37100	1/1-6/30	0.50	\$34,392	\$16,065	\$7,252	\$1,065	\$37,432	\$12,112	\$108,318
11	29MS	FAE MEDIC	B	37100	7/1-12/31	0.50	\$34,392	\$16,065	\$7,252	\$1,065	\$37,432	\$12,112	\$108,318
11	29MS	FAE MEDIC	B	37100 Total		1.00	\$68,783	\$32,130	\$14,504	\$2,130	\$74,865	\$24,225	\$216,636
11	29MS	FF II MEDIC	B	37100	1/1-6/30	1.00	\$60,432	\$28,029	\$12,653	\$2,130	\$65,513	\$21,246	\$190,003
11	29MS	FF II MEDIC	B	37100	7/1-12/31	1.00	\$60,432	\$28,029	\$12,653	\$2,130	\$65,513	\$21,246	\$190,003
11	29MS	FF II MEDIC	B	37100 Total		2.00	\$120,864	\$56,058	\$25,305	\$4,260	\$131,026	\$42,493	\$380,006
11	30ME	FAE	B	37100	1/1-6/30	0.50	\$29,496	\$15,023	\$6,782	\$1,065	\$33,765	\$10,844	\$96,975
11	30ME	FAE	B	37100	7/1-12/31	0.50	\$29,496	\$15,023	\$6,782	\$1,065	\$33,765	\$10,844	\$96,975
11	30ME	FAE	B	37100 Total		1.00	\$58,992	\$30,046	\$13,563	\$2,130	\$67,530	\$21,688	\$193,949
11	30ME	FAE MEDIC	B	37100	1/1-6/30	0.50	\$34,392	\$16,065	\$7,252	\$1,065	\$37,432	\$12,112	\$108,318

Exhibit D, Schedule A
Local Funded - State Resources
Fiscal Display
PRC 4142

BAT	STN	TITLE	DIV	PCA	PERIOD	Sum of PY	Sum of TOTAL BASE SALARY	Sum of TOTAL EDWC	Sum of TOTAL OT	Sum of TOTAL UNIFORM /OEE	Sum of BENEFITS	Sum of ADM CHG	Sum of GRAND TOTAL
11	30ME	FAE MEDIC	B	37100	7/1-12/31	0.50	\$34,392	\$16,065	\$7,252	\$1,065	\$37,432	\$12,112	\$108,318
11	30ME	FAE MEDIC	B	37100 Total		1.00	\$68,783	\$32,130	\$14,504	\$2,130	\$74,865	\$24,225	\$216,636
11	30ME	FC	B	37100	1/1-6/30	1.00	\$67,667	\$34,464	\$15,558	\$2,130	\$77,457	\$24,837	\$222,114
11	30ME	FC	B	37100	7/1-12/31	1.00	\$67,667	\$34,464	\$15,558	\$2,130	\$77,457	\$24,837	\$222,114
11	30ME	FC	B	37100 Total		2.00	\$135,335	\$68,929	\$31,116	\$4,260	\$154,914	\$49,674	\$444,227
11	30ME	FF II	B	37100	1/1-6/30	0.50	\$25,746	\$13,113	\$5,919	\$1,065	\$29,474	\$9,483	\$84,800
11	30ME	FF II	B	37100	7/1-12/31	0.50	\$25,746	\$13,113	\$5,919	\$1,065	\$29,474	\$9,483	\$84,800
11	30ME	FF II	B	37100 Total		1.00	\$51,492	\$26,226	\$11,839	\$2,130	\$58,949	\$18,965	\$169,601
11	30ME	FF II MEDIC	B	37100	1/1-6/30	0.50	\$30,216	\$14,014	\$6,326	\$1,065	\$32,756	\$10,623	\$95,002
11	30ME	FF II MEDIC	B	37100	7/1-12/31	0.50	\$30,216	\$14,014	\$6,326	\$1,065	\$32,756	\$10,623	\$95,002
11	30ME	FF II MEDIC	B	37100 Total		1.00	\$60,432	\$28,029	\$12,653	\$2,130	\$65,513	\$21,246	\$190,003
11	53ME	FAE	B	37100	1/1-6/30	0.50	\$29,496	\$15,023	\$6,782	\$1,065	\$33,765	\$10,844	\$96,975
11	53ME	FAE	B	37100	7/1-12/31	0.50	\$29,496	\$15,023	\$6,782	\$1,065	\$33,765	\$10,844	\$96,975
11	53ME	FAE	B	37100 Total		1.00	\$58,992	\$30,046	\$13,563	\$2,130	\$67,530	\$21,688	\$193,949
11	53ME	FAE MEDIC	B	37100	1/1-6/30	0.50	\$34,392	\$16,065	\$7,252	\$1,065	\$37,432	\$12,112	\$108,318
11	53ME	FAE MEDIC	B	37100	7/1-12/31	0.50	\$34,392	\$16,065	\$7,252	\$1,065	\$37,432	\$12,112	\$108,318
11	53ME	FAE MEDIC	B	37100 Total		1.00	\$68,783	\$32,130	\$14,504	\$2,130	\$74,865	\$24,225	\$216,636
11	53ME	FC	B	37100	1/1-6/30	0.50	\$33,834	\$17,232	\$7,779	\$1,065	\$38,728	\$12,419	\$111,057
11	53ME	FC	B	37100	7/1-12/31	0.50	\$33,834	\$17,232	\$7,779	\$1,065	\$38,728	\$12,419	\$111,057
11	53ME	FC	B	37100 Total		1.00	\$67,667	\$34,464	\$15,558	\$2,130	\$77,457	\$24,837	\$222,114
11	53ME	FC MEDIC	B	37100	1/1-6/30	0.50	\$39,177	\$18,426	\$8,318	\$1,065	\$42,807	\$13,823	\$123,615
11	53ME	FC MEDIC	B	37100	7/1-12/31	0.50	\$39,177	\$18,426	\$8,318	\$1,065	\$42,807	\$13,823	\$123,615
11	53ME	FC MEDIC	B	37100 Total		1.00	\$78,355	\$36,852	\$16,635	\$2,130	\$85,613	\$27,646	\$247,230
11	53ME	FF II	B	37100	1/1-6/30	0.50	\$25,746	\$13,113	\$5,919	\$1,065	\$29,474	\$9,483	\$84,800
11	53ME	FF II	B	37100	7/1-12/31	0.50	\$25,746	\$13,113	\$5,919	\$1,065	\$29,474	\$9,483	\$84,800
11	53ME	FF II	B	37100 Total		1.00	\$51,492	\$26,226	\$11,839	\$2,130	\$58,949	\$18,965	\$169,601
11	53ME	FF II MEDIC	B	37100	1/1-6/30	0.50	\$30,216	\$14,014	\$6,326	\$1,065	\$32,756	\$10,623	\$95,002
11	53ME	FF II MEDIC	B	37100	7/1-12/31	0.50	\$30,216	\$14,014	\$6,326	\$1,065	\$32,756	\$10,623	\$95,002
11	53ME	FF II MEDIC	B	37100 Total		1.00	\$60,432	\$28,029	\$12,653	\$2,130	\$65,513	\$21,246	\$190,003
11	77ME	FAE	B	37100	1/1-6/30	0.50	\$29,496	\$15,023	\$6,782	\$1,065	\$33,765	\$10,844	\$96,975
11	77ME	FAE	B	37100	7/1-12/31	0.50	\$29,496	\$15,023	\$6,782	\$1,065	\$33,765	\$10,844	\$96,975
11	77ME	FAE	B	37100 Total		1.00	\$58,992	\$30,046	\$13,563	\$2,130	\$67,530	\$21,688	\$193,949
11	77ME	FAE MEDIC	B	37100	1/1-6/30	0.50	\$34,392	\$16,065	\$7,252	\$1,065	\$37,432	\$12,112	\$108,318
11	77ME	FAE MEDIC	B	37100	7/1-12/31	0.50	\$34,392	\$16,065	\$7,252	\$1,065	\$37,432	\$12,112	\$108,318
11	77ME	FAE MEDIC	B	37100 Total		1.00	\$68,783	\$32,130	\$14,504	\$2,130	\$74,865	\$24,225	\$216,636
11	77ME	FC MEDIC	B	37100	1/1-6/30	0.50	\$39,177	\$18,426	\$8,318	\$1,065	\$42,807	\$13,823	\$123,615

Exhibit D, Schedule A
Local Funded - State Resources
Fiscal Display
PRC 4142

BAT	STN	TITLE	DIV	PCA	PERIOD	Sum of PY	Sum of TOTAL BASE SALARY	Sum of TOTAL EDWC	Sum of TOTAL OT	Sum of TOTAL UNIFORM /OEE	Sum of BENEFITS	Sum of ADM CHG	Sum of GRAND TOTAL
11	77ME	FC MEDIC	B	37100	7/1-12/31	0.50	\$39,177	\$18,426	\$8,318	\$1,065	\$42,807	\$13,823	\$123,615
11	77ME	FC MEDIC	B	37100 Total		1.00	\$78,355	\$36,852	\$16,635	\$2,130	\$85,613	\$27,646	\$247,230
11	77ME	FF II	B	37100	1/1-6/30	1.00	\$51,492	\$26,226	\$11,839	\$2,130	\$58,949	\$18,965	\$169,601
11	77ME	FF II	B	37100	7/1-12/31	1.00	\$51,492	\$26,226	\$11,839	\$2,130	\$58,949	\$18,965	\$169,601
11	77ME	FF II	B	37100 Total		2.00	\$102,984	\$52,452	\$23,678	\$4,260	\$117,897	\$37,930	\$339,201
11	77ME	FF II MEDIC	B	37100	1/1-6/30	1.50	\$90,648	\$42,043	\$18,979	\$3,195	\$98,269	\$31,870	\$285,005
11	77ME	FF II MEDIC	B	37100	7/1-12/31	1.50	\$90,648	\$42,043	\$18,979	\$3,195	\$98,269	\$31,870	\$285,005
11	77ME	FF II MEDIC	B	37100 Total		3.00	\$181,296	\$84,087	\$37,958	\$6,390	\$196,539	\$63,739	\$570,009
11	FRME	FAE	B	37100	1/1-6/30	0.50	\$29,496	\$15,023	\$6,782	\$1,065	\$33,765	\$10,844	\$96,975
11	FRME	FAE	B	37100	7/1-12/31	0.50	\$29,496	\$15,023	\$6,782	\$1,065	\$33,765	\$10,844	\$96,975
11	FRME	FAE	B	37100 Total		1.00	\$58,992	\$30,046	\$13,563	\$2,130	\$67,530	\$21,688	\$193,949
11	FRME	FC	B	37100	1/1-6/30	0.50	\$33,834	\$17,232	\$7,779	\$1,065	\$38,728	\$12,419	\$111,057
11	FRME	FC	B	37100	7/1-12/31	0.50	\$33,834	\$17,232	\$7,779	\$1,065	\$38,728	\$12,419	\$111,057
11	FRME	FC	B	37100 Total		1.00	\$67,667	\$34,464	\$15,558	\$2,130	\$77,457	\$24,837	\$222,114
11	FRME	FF II MEDIC	B	37100	1/1-6/30	0.50	\$30,216	\$14,014	\$6,326	\$1,065	\$32,756	\$10,623	\$95,002
11	FRME	FF II MEDIC	B	37100	7/1-12/31	0.50	\$30,216	\$14,014	\$6,326	\$1,065	\$32,756	\$10,623	\$95,002
11	FRME	FF II MEDIC	B	37100 Total		1.00	\$60,432	\$28,029	\$12,653	\$2,130	\$65,513	\$21,246	\$190,003
11	VRME	FAE	B	37100	1/1-6/30	0.50	\$29,496	\$15,023	\$6,782	\$1,065	\$33,765	\$10,844	\$96,975
11	VRME	FAE	B	37100	7/1-12/31	0.50	\$29,496	\$15,023	\$6,782	\$1,065	\$33,765	\$10,844	\$96,975
11	VRME	FAE	B	37100 Total		1.00	\$58,992	\$30,046	\$13,563	\$2,130	\$67,530	\$21,688	\$193,949
11	VRME	FAE MEDIC	B	37100	1/1-6/30	0.50	\$34,392	\$16,065	\$7,252	\$1,065	\$37,432	\$12,112	\$108,318
11	VRME	FAE MEDIC	B	37100	7/1-12/31	0.50	\$34,392	\$16,065	\$7,252	\$1,065	\$37,432	\$12,112	\$108,318
11	VRME	FAE MEDIC	B	37100 Total		1.00	\$68,783	\$32,130	\$14,504	\$2,130	\$74,865	\$24,225	\$216,636
11	VRME	FC	B	37100	1/1-6/30	0.50	\$33,834	\$17,232	\$7,779	\$1,065	\$38,728	\$12,419	\$111,057
11	VRME	FC	B	37100	7/1-12/31	0.50	\$33,834	\$17,232	\$7,779	\$1,065	\$38,728	\$12,419	\$111,057
11	VRME	FC	B	37100 Total		1.00	\$67,667	\$34,464	\$15,558	\$2,130	\$77,457	\$24,837	\$222,114
11	VRME	FF II MEDIC	B	37100	1/1-6/30	0.50	\$30,216	\$14,014	\$6,326	\$1,065	\$32,756	\$10,623	\$95,002
11	VRME	FF II MEDIC	B	37100	7/1-12/31	0.50	\$30,216	\$14,014	\$6,326	\$1,065	\$32,756	\$10,623	\$95,002
11	VRME	FF II MEDIC	B	37100 Total		1.00	\$60,432	\$28,029	\$12,653	\$2,130	\$65,513	\$21,246	\$190,003
13	54ME	FAE	SW	37100	1/1-6/30	0.50	\$29,496	\$15,023	\$6,782	\$1,065	\$33,765	\$10,844	\$96,975
13	54ME	FAE	SW	37100	7/1-12/31	0.50	\$29,496	\$15,023	\$6,782	\$1,065	\$33,765	\$10,844	\$96,975
13	54ME	FAE	SW	37100 Total		1.00	\$58,992	\$30,046	\$13,563	\$2,130	\$67,530	\$21,688	\$193,949
13	54ME	FAE MEDIC	SW	37100	1/1-6/30	0.50	\$34,392	\$16,065	\$7,252	\$1,065	\$37,432	\$12,112	\$108,318
13	54ME	FAE MEDIC	SW	37100	7/1-12/31	0.50	\$34,392	\$16,065	\$7,252	\$1,065	\$37,432	\$12,112	\$108,318
13	54ME	FAE MEDIC	SW	37100 Total		1.00	\$68,783	\$32,130	\$14,504	\$2,130	\$74,865	\$24,225	\$216,636
13	54ME	FC	SW	37100	1/1-6/30	0.50	\$33,834	\$17,232	\$7,779	\$1,065	\$38,728	\$12,419	\$111,057

Exhibit D, Schedule A
Local Funded - State Resources
Fiscal Display
PRC 4142

BAT	STN	TITLE	DIV	PCA	PERIOD	Sum of PY	Sum of TOTAL BASE SALARY	Sum of TOTAL EDWC	Sum of TOTAL OT	Sum of TOTAL UNIFORM/OEE	Sum of BENEFITS	Sum of ADM CHG	Sum of GRAND TOTAL
13	54ME	FC	SW	37100	7/1-12/31	0.50	\$33,834	\$17,232	\$7,779	\$1,065	\$38,728	\$12,419	\$111,057
13	54ME	FC	SW	37100 Total		1.00	\$67,667	\$34,464	\$15,558	\$2,130	\$77,457	\$24,837	\$222,114
13	54ME	FF II	SW	37100	1/1-6/30	1.00	\$51,492	\$26,226	\$11,839	\$2,130	\$58,949	\$18,965	\$169,601
13	54ME	FF II	SW	37100	7/1-12/31	1.00	\$51,492	\$26,226	\$11,839	\$2,130	\$58,949	\$18,965	\$169,601
13	54ME	FF II	SW	37100 Total		2.00	\$102,984	\$52,452	\$23,678	\$4,260	\$117,897	\$37,930	\$339,201
13	54ME	FF II MEDIC	SW	37100	1/1-6/30	1.00	\$60,432	\$28,029	\$12,653	\$2,130	\$65,513	\$21,246	\$190,003
13	54ME	FF II MEDIC	SW	37100	7/1-12/31	1.00	\$60,432	\$28,029	\$12,653	\$2,130	\$65,513	\$21,246	\$190,003
13	54ME	FF II MEDIC	SW	37100 Total		2.00	\$120,864	\$56,058	\$25,305	\$4,260	\$131,026	\$42,493	\$380,006
13	76T	FAE	SW	37100	1/1-6/30	0.50	\$29,496	\$15,023	\$6,782	\$1,065	\$33,765	\$10,844	\$96,975
13	76T	FAE	SW	37100	7/1-12/31	0.50	\$29,496	\$15,023	\$6,782	\$1,065	\$33,765	\$10,844	\$96,975
13	76T	FAE	SW	37100 Total		1.00	\$58,992	\$30,046	\$13,563	\$2,130	\$67,530	\$21,688	\$193,949
13	76T	FC	SW	37100	1/1-6/30	1.00	\$67,667	\$34,464	\$15,558	\$2,130	\$77,457	\$24,837	\$222,114
13	76T	FC	SW	37100	7/1-12/31	1.00	\$67,667	\$34,464	\$15,558	\$2,130	\$77,457	\$24,837	\$222,114
13	76T	FC	SW	37100 Total		2.00	\$135,335	\$68,929	\$31,116	\$4,260	\$154,914	\$49,674	\$444,227
13	76T	FF II	SW	37100	1/1-6/30	0.50	\$25,746	\$13,113	\$5,919	\$1,065	\$29,474	\$9,483	\$84,800
13	76T	FF II	SW	37100	7/1-12/31	0.50	\$25,746	\$13,113	\$5,919	\$1,065	\$29,474	\$9,483	\$84,800
13	76T	FF II	SW	37100 Total		1.00	\$51,492	\$26,226	\$11,839	\$2,130	\$58,949	\$18,965	\$169,601
13	VRME	FF II MEDIC	SW	37100	1/1-6/30	0.50	\$30,216	\$14,014	\$6,326	\$1,065	\$32,756	\$10,623	\$95,002
13	VRME	FF II MEDIC	SW	37100	7/1-12/31	0.50	\$30,216	\$14,014	\$6,326	\$1,065	\$32,756	\$10,623	\$95,002
13	VRME	FF II MEDIC	SW	37100 Total		1.00	\$60,432	\$28,029	\$12,653	\$2,130	\$65,513	\$21,246	\$190,003
14	16ME	FAE	NW	37131	1/1-6/30	0.50	\$29,496	\$15,023	\$6,782	\$1,065	\$33,765	\$10,844	\$96,975
14	16ME	FAE	NW	37131	7/1-12/31	0.50	\$29,496	\$15,023	\$6,782	\$1,065	\$33,765	\$10,844	\$96,975
14	16ME	FAE	NW	37131 Total		1.00	\$58,992	\$30,046	\$13,563	\$2,130	\$67,530	\$21,688	\$193,949
14	16ME	FAE MEDIC	NW	37131	1/1-6/30	0.50	\$34,392	\$16,065	\$7,252	\$1,065	\$37,432	\$12,112	\$108,318
14	16ME	FAE MEDIC	NW	37131	7/1-12/31	0.50	\$34,392	\$16,065	\$7,252	\$1,065	\$37,432	\$12,112	\$108,318
14	16ME	FAE MEDIC	NW	37131 Total		1.00	\$68,783	\$32,130	\$14,504	\$2,130	\$74,865	\$24,225	\$216,636
14	16ME	FC	NW	37131	1/1-6/30	1.00	\$67,667	\$34,464	\$15,558	\$2,130	\$77,457	\$24,837	\$222,114
14	16ME	FC	NW	37131	7/1-12/31	1.00	\$67,667	\$34,464	\$15,558	\$2,130	\$77,457	\$24,837	\$222,114
14	16ME	FC	NW	37131 Total		2.00	\$135,335	\$68,929	\$31,116	\$4,260	\$154,914	\$49,674	\$444,227
14	16ME	FF II	NW	37131	1/1-6/30	0.50	\$25,746	\$13,113	\$5,919	\$1,065	\$29,474	\$9,483	\$84,800
14	16ME	FF II	NW	37131	7/1-12/31	0.50	\$25,746	\$13,113	\$5,919	\$1,065	\$29,474	\$9,483	\$84,800
14	16ME	FF II	NW	37131 Total		1.00	\$51,492	\$26,226	\$11,839	\$2,130	\$58,949	\$18,965	\$169,601
14	16ME	FF II MEDIC	NW	37131	1/1-6/30	0.50	\$30,216	\$14,014	\$6,326	\$1,065	\$32,756	\$10,623	\$95,002
14	16ME	FF II MEDIC	NW	37131	7/1-12/31	0.50	\$30,216	\$14,014	\$6,326	\$1,065	\$32,756	\$10,623	\$95,002
14	16ME	FF II MEDIC	NW	37131 Total		1.00	\$60,432	\$28,029	\$12,653	\$2,130	\$65,513	\$21,246	\$190,003
14	17ME	FAE	NW	37131	1/1-6/30	1.00	\$58,992	\$30,046	\$13,563	\$2,130	\$67,530	\$21,688	\$193,949

Exhibit D, Schedule A
Local Funded - State Resources
Fiscal Display
PRC 4142

BAT	STN	TITLE	DIV	PCA	PERIOD	Sum of PY	Sum of TOTAL BASE SALARY	Sum of TOTAL EDWC	Sum of TOTAL OT	Sum of TOTAL UNIFORM/OEE	Sum of BENEFITS	Sum of ADM CHG	Sum of GRAND TOTAL
14	17ME	FAE	NW	37131	7/1-12/31	1.00	\$58,992	\$30,046	\$13,563	\$2,130	\$67,530	\$21,688	\$193,949
14	17ME	FAE	NW	37131 Total		2.00	\$117,984	\$60,092	\$27,126	\$4,260	\$135,061	\$43,375	\$387,898
14	17ME	FC	NW	37131	1/1-6/30	1.00	\$67,667	\$34,464	\$15,558	\$2,130	\$77,457	\$24,837	\$222,114
14	17ME	FC	NW	37131	7/1-12/31	1.00	\$67,667	\$34,464	\$15,558	\$2,130	\$77,457	\$24,837	\$222,114
14	17ME	FC	NW	37131 Total		2.00	\$135,335	\$68,929	\$31,116	\$4,260	\$154,914	\$49,674	\$444,227
14	17ME	FF II MEDIC	NW	37131	1/1-6/30	1.00	\$60,432	\$28,029	\$12,653	\$2,130	\$65,513	\$21,246	\$190,003
14	17ME	FF II MEDIC	NW	37131	7/1-12/31	1.00	\$60,432	\$28,029	\$12,653	\$2,130	\$65,513	\$21,246	\$190,003
14	17ME	FF II MEDIC	NW	37131 Total		2.00	\$120,864	\$56,058	\$25,305	\$4,260	\$131,026	\$42,493	\$380,006
14	17MT	FAE	NW	37131	1/1-6/30	1.50	\$88,488	\$45,069	\$20,345	\$3,195	\$101,296	\$32,532	\$290,924
14	17MT	FAE	NW	37131	7/1-12/31	1.50	\$88,488	\$45,069	\$20,345	\$3,195	\$101,296	\$32,532	\$290,924
14	17MT	FAE	NW	37131 Total		3.00	\$176,976	\$90,137	\$40,690	\$6,390	\$202,591	\$65,063	\$581,847
14	17MT	FC	NW	37131	1/1-6/30	1.50	\$101,501	\$51,697	\$23,337	\$3,195	\$116,185	\$37,256	\$333,170
14	17MT	FC	NW	37131	7/1-12/31	1.50	\$101,501	\$51,697	\$23,337	\$3,195	\$116,185	\$37,256	\$333,170
14	17MT	FC	NW	37131 Total		3.00	\$203,002	\$103,393	\$46,673	\$6,390	\$232,371	\$74,511	\$666,341
14	17MT	FF II	NW	37131	1/1-6/30	1.50	\$77,238	\$39,339	\$17,758	\$3,195	\$88,423	\$28,448	\$254,401
14	17MT	FF II	NW	37131	7/1-12/31	1.50	\$77,238	\$39,339	\$17,758	\$3,195	\$88,423	\$28,448	\$254,401
14	17MT	FF II	NW	37131 Total		3.00	\$154,476	\$78,678	\$35,516	\$6,390	\$176,846	\$56,895	\$508,802
14	17MT	FF II MEDIC	NW	37131	1/1-6/30	1.50	\$90,648	\$42,043	\$18,979	\$3,195	\$98,269	\$31,870	\$285,005
14	17MT	FF II MEDIC	NW	37131	7/1-12/31	1.50	\$90,648	\$42,043	\$18,979	\$3,195	\$98,269	\$31,870	\$285,005
14	17MT	FF II MEDIC	NW	37131 Total		3.00	\$181,296	\$84,087	\$37,958	\$6,390	\$196,539	\$63,739	\$570,009
14	18MS	FAE	NW	37131	1/1-6/30	1.00	\$58,992	\$30,046	\$13,563	\$2,130	\$67,530	\$21,688	\$193,949
14	18MS	FAE	NW	37131	7/1-12/31	1.00	\$58,992	\$30,046	\$13,563	\$2,130	\$67,530	\$21,688	\$193,949
14	18MS	FAE	NW	37131 Total		2.00	\$117,984	\$60,092	\$27,126	\$4,260	\$135,061	\$43,375	\$387,898
14	18MS	FF II MEDIC	NW	37131	1/1-6/30	1.00	\$60,432	\$28,029	\$12,653	\$2,130	\$65,513	\$21,246	\$190,003
14	18MS	FF II MEDIC	NW	37131	7/1-12/31	1.00	\$60,432	\$28,029	\$12,653	\$2,130	\$65,513	\$21,246	\$190,003
14	18MS	FF II MEDIC	NW	37131 Total		2.00	\$120,864	\$56,058	\$25,305	\$4,260	\$131,026	\$42,493	\$380,006
14	19ME	FAE	NW	37100	1/1-6/30	0.50	\$29,496	\$15,023	\$6,782	\$1,065	\$33,765	\$10,844	\$96,975
14	19ME	FAE	NW	37100	7/1-12/31	0.50	\$29,496	\$15,023	\$6,782	\$1,065	\$33,765	\$10,844	\$96,975
14	19ME	FAE	NW	37100 Total		1.00	\$58,992	\$30,046	\$13,563	\$2,130	\$67,530	\$21,688	\$193,949
14	19ME	FC	NW	37100	1/1-6/30	0.50	\$33,834	\$17,232	\$7,779	\$1,065	\$38,728	\$12,419	\$111,057
14	19ME	FC	NW	37100	7/1-12/31	0.50	\$33,834	\$17,232	\$7,779	\$1,065	\$38,728	\$12,419	\$111,057
14	19ME	FC	NW	37100 Total		1.00	\$67,667	\$34,464	\$15,558	\$2,130	\$77,457	\$24,837	\$222,114
14	19ME	FF II	NW	37100	1/1-6/30	1.50	\$77,238	\$39,339	\$17,758	\$3,195	\$88,423	\$28,448	\$254,401
14	19ME	FF II	NW	37100	7/1-12/31	1.50	\$77,238	\$39,339	\$17,758	\$3,195	\$88,423	\$28,448	\$254,401
14	19ME	FF II	NW	37100 Total		3.00	\$154,476	\$78,678	\$35,516	\$6,390	\$176,846	\$56,895	\$508,802
14	19ME	FF II MEDIC	NW	37100	1/1-6/30	1.00	\$60,432	\$28,029	\$12,653	\$2,130	\$65,513	\$21,246	\$190,003

Exhibit D, Schedule A
Local Funded - State Resources
Fiscal Display
PRC 4142

BAT	STN	TITLE	DIV	PCA	PERIOD	Sum of PY	Sum of TOTAL BASE SALARY	Sum of TOTAL EDWC	Sum of TOTAL OT	Sum of TOTAL UNIFORM /OEE	Sum of BENEFITS	Sum of ADM CHG	Sum of GRAND TOTAL
14	19ME	FF II MEDIC	NW	37100	7/1-12/31	1.00	\$60,432	\$28,029	\$12,653	\$2,130	\$65,513	\$21,246	\$190,003
14	19ME	FF II MEDIC	NW	37100 Total		2.00	\$120,864	\$56,058	\$25,305	\$4,260	\$131,026	\$42,493	\$380,006
14	FRME	FF II MEDIC	NW	37100	1/1-6/30	0.50	\$30,216	\$14,014	\$6,326	\$1,065	\$32,756	\$10,623	\$95,002
14	FRME	FF II MEDIC	NW	37100	7/1-12/31	0.50	\$30,216	\$14,014	\$6,326	\$1,065	\$32,756	\$10,623	\$95,002
14	FRME	FF II MEDIC	NW	37100 Total		1.00	\$60,432	\$28,029	\$12,653	\$2,130	\$65,513	\$21,246	\$190,003
14	VRME	FAE MEDIC	NW	37100	1/1-6/30	0.50	\$34,392	\$16,065	\$7,252	\$1,065	\$37,432	\$12,112	\$108,318
14	VRME	FAE MEDIC	NW	37100	7/1-12/31	0.50	\$34,392	\$16,065	\$7,252	\$1,065	\$37,432	\$12,112	\$108,318
14	VRME	FAE MEDIC	NW	37100 Total		1.00	\$68,783	\$32,130	\$14,504	\$2,130	\$74,865	\$24,225	\$216,636
14	VRME	FAE MEDIC	NW	37131	1/1-6/30	0.50	\$34,392	\$16,065	\$7,252	\$1,065	\$37,432	\$12,112	\$108,318
14	VRME	FAE MEDIC	NW	37131	7/1-12/31	0.50	\$34,392	\$16,065	\$7,252	\$1,065	\$37,432	\$12,112	\$108,318
14	VRME	FAE MEDIC	NW	37131 Total		1.00	\$68,783	\$32,130	\$14,504	\$2,130	\$74,865	\$24,225	\$216,636
14	VRME	FC MEDIC	NW	37131	1/1-6/30	0.50	\$39,177	\$18,426	\$8,318	\$1,065	\$42,807	\$13,823	\$123,615
14	VRME	FC MEDIC	NW	37131	7/1-12/31	0.50	\$39,177	\$18,426	\$8,318	\$1,065	\$42,807	\$13,823	\$123,615
14	VRME	FC MEDIC	NW	37131 Total		1.00	\$78,355	\$36,852	\$16,635	\$2,130	\$85,613	\$27,646	\$247,230
14	VRME	FF II MEDIC	NW	37131	1/1-6/30	1.00	\$60,432	\$28,029	\$12,653	\$2,130	\$65,513	\$21,246	\$190,003
14	VRME	FF II MEDIC	NW	37131	7/1-12/31	1.00	\$60,432	\$28,029	\$12,653	\$2,130	\$65,513	\$21,246	\$190,003
14	VRME	FF II MEDIC	NW	37131 Total		2.00	\$120,864	\$56,058	\$25,305	\$4,260	\$131,026	\$42,493	\$380,006
14	FRM	FAE MEDIC	NW	37131	1/1-6/30	0.50	\$34,392	\$16,065	\$7,252	\$1,065	\$37,432	\$12,112	\$108,318
14	FRM	FAE MEDIC	NW	37131	7/1-12/31	0.50	\$34,392	\$16,065	\$7,252	\$1,065	\$37,432	\$12,112	\$108,318
14	FRM	FAE MEDIC	NW	37131 Total		1.00	\$68,783	\$32,130	\$14,504	\$2,130	\$74,865	\$24,225	\$216,636
15	75ME	FAE	T	37100	1/1-6/30	0.50	\$29,496	\$15,023	\$6,782	\$1,065	\$33,765	\$10,844	\$96,975
15	75ME	FAE	T	37100	7/1-12/31	0.50	\$29,496	\$15,023	\$6,782	\$1,065	\$33,765	\$10,844	\$96,975
15	75ME	FAE	T	37100 Total		1.00	\$58,992	\$30,046	\$13,563	\$2,130	\$67,530	\$21,688	\$193,949
15	75ME	FAE MEDIC	T	37100	1/1-6/30	0.50	\$34,392	\$16,065	\$7,252	\$1,065	\$37,432	\$12,112	\$108,318
15	75ME	FAE MEDIC	T	37100	7/1-12/31	0.50	\$34,392	\$16,065	\$7,252	\$1,065	\$37,432	\$12,112	\$108,318
15	75ME	FAE MEDIC	T	37100 Total		1.00	\$68,783	\$32,130	\$14,504	\$2,130	\$74,865	\$24,225	\$216,636
15	75ME	FC	T	37100	1/1-6/30	1.00	\$67,667	\$34,464	\$15,558	\$2,130	\$77,457	\$24,837	\$222,114
15	75ME	FC	T	37100	7/1-12/31	1.00	\$67,667	\$34,464	\$15,558	\$2,130	\$77,457	\$24,837	\$222,114
15	75ME	FC	T	37100 Total		2.00	\$135,335	\$68,929	\$31,116	\$4,260	\$154,914	\$49,674	\$444,227
15	75ME	FF II	T	37100	1/1-6/30	0.50	\$25,746	\$13,113	\$5,919	\$1,065	\$29,744	\$9,483	\$84,800
15	75ME	FF II	T	37100	7/1-12/31	0.50	\$25,746	\$13,113	\$5,919	\$1,065	\$29,744	\$9,483	\$84,800
15	75ME	FF II	T	37100 Total		1.00	\$51,492	\$26,226	\$11,839	\$2,130	\$58,949	\$18,965	\$169,601
15	75ME	FF II MEDIC	T	37100	1/1-6/30	0.50	\$30,216	\$14,014	\$6,326	\$1,065	\$32,756	\$10,623	\$95,002
15	75ME	FF II MEDIC	T	37100	7/1-12/31	0.50	\$30,216	\$14,014	\$6,326	\$1,065	\$32,756	\$10,623	\$95,002
15	75ME	FF II MEDIC	T	37100 Total		1.00	\$60,432	\$28,029	\$12,653	\$2,130	\$65,513	\$21,246	\$190,003
15	83ME	FAE	T	37100	1/1-6/30	1.00	\$58,992	\$30,046	\$13,563	\$2,130	\$67,530	\$21,688	\$193,949

Exhibit D, Schedule A
Local Funded - State Resources
Fiscal Display
PRC 4142

BAT	STN	TITLE	DIV	PCA	PERIOD	Sum of PY	Sum of TOTAL BASE SALARY	Sum of TOTAL EDWC	Sum of TOTAL OT	Sum of TOTAL UNIFORM /OEE	Sum of BENEFITS	Sum of ADM CHG	Sum of GRAND TOTAL	
	15	83ME	FAE	T	37100	7/1-12/31	1.00	\$58,992	\$30,046	\$13,563	\$2,130	\$67,530	\$21,688	\$193,949
	15	83ME	FAE	T	37100 Total		2.00	\$117,984	\$60,092	\$27,126	\$4,260	\$135,061	\$43,375	\$387,898
	15	83ME	FC	T	37100	1/1-6/30	0.50	\$33,834	\$17,232	\$7,779	\$1,065	\$38,728	\$12,419	\$111,057
	15	83ME	FC	T	37100	7/1-12/31	0.50	\$33,834	\$17,232	\$7,779	\$1,065	\$38,728	\$12,419	\$111,057
	15	83ME	FC	T	37100 Total		1.00	\$67,667	\$34,464	\$15,558	\$2,130	\$77,457	\$24,837	\$222,114
	15	83ME	FC MEDIC	T	37100	1/1-6/30	0.50	\$39,177	\$18,426	\$8,318	\$1,065	\$42,807	\$13,823	\$123,615
	15	83ME	FC MEDIC	T	37100	7/1-12/31	0.50	\$39,177	\$18,426	\$8,318	\$1,065	\$42,807	\$13,823	\$123,615
	15	83ME	FC MEDIC	T	37100 Total		1.00	\$78,355	\$36,852	\$16,635	\$2,130	\$85,613	\$27,646	\$247,230
	15	83ME	FF II MEDIC	T	37100	1/1-6/30	1.00	\$60,432	\$28,029	\$12,653	\$2,130	\$65,513	\$21,246	\$190,003
	15	83ME	FF II MEDIC	T	37100	7/1-12/31	1.00	\$60,432	\$28,029	\$12,653	\$2,130	\$65,513	\$21,246	\$190,003
	15	83ME	FF II MEDIC	T	37100 Total		2.00	\$120,864	\$56,058	\$25,305	\$4,260	\$131,026	\$42,493	\$380,006
	15	96ME	FAE	T	37100	1/1-6/30	0.50	\$29,496	\$15,023	\$6,782	\$1,065	\$33,765	\$10,844	\$96,975
	15	96ME	FAE	T	37100	7/1-12/31	0.50	\$29,496	\$15,023	\$6,782	\$1,065	\$33,765	\$10,844	\$96,975
	15	96ME	FAE	T	37100 Total		1.00	\$58,992	\$30,046	\$13,563	\$2,130	\$67,530	\$21,688	\$193,949
	15	96ME	FAE MEDIC	T	37100	1/1-6/30	0.50	\$34,392	\$16,065	\$7,252	\$1,065	\$37,432	\$12,112	\$108,318
	15	96ME	FAE MEDIC	T	37100	7/1-12/31	0.50	\$34,392	\$16,065	\$7,252	\$1,065	\$37,432	\$12,112	\$108,318
	15	96ME	FAE MEDIC	T	37100 Total		1.00	\$68,783	\$32,130	\$14,504	\$2,130	\$74,865	\$24,225	\$216,636
	15	96ME	FC	T	37100	1/1-6/30	0.50	\$33,834	\$17,232	\$7,779	\$1,065	\$38,728	\$12,419	\$111,057
	15	96ME	FC	T	37100	7/1-12/31	0.50	\$33,834	\$17,232	\$7,779	\$1,065	\$38,728	\$12,419	\$111,057
	15	96ME	FC	T	37100 Total		1.00	\$67,667	\$34,464	\$15,558	\$2,130	\$77,457	\$24,837	\$222,114
	15	96ME	FF II	T	37100	1/1-6/30	0.50	\$25,746	\$13,113	\$5,919	\$1,065	\$29,474	\$9,483	\$84,800
	15	96ME	FF II	T	37100	7/1-12/31	0.50	\$25,746	\$13,113	\$5,919	\$1,065	\$29,474	\$9,483	\$84,800
	15	96ME	FF II	T	37100 Total		1.00	\$51,492	\$26,226	\$11,839	\$2,130	\$58,949	\$18,965	\$169,601
	15	96ME	FF II MEDIC	T	37100	1/1-6/30	0.50	\$30,216	\$14,014	\$6,326	\$1,065	\$32,756	\$10,623	\$95,002
	15	96ME	FF II MEDIC	T	37100	7/1-12/31	0.50	\$30,216	\$14,014	\$6,326	\$1,065	\$32,756	\$10,623	\$95,002
	15	96ME	FF II MEDIC	T	37100 Total		1.00	\$60,432	\$28,029	\$12,653	\$2,130	\$65,513	\$21,246	\$190,003
	15	FRME	FAE	T	37100	1/1-6/30	0.50	\$29,496	\$15,023	\$6,782	\$1,065	\$33,765	\$10,844	\$96,975
	15	FRME	FAE	T	37100	7/1-12/31	0.50	\$29,496	\$15,023	\$6,782	\$1,065	\$33,765	\$10,844	\$96,975
	15	FRME	FAE	T	37100 Total		1.00	\$58,992	\$30,046	\$13,563	\$2,130	\$67,530	\$21,688	\$193,949
	15	FRME	FC	T	37100	1/1-6/30	0.50	\$33,834	\$17,232	\$7,779	\$1,065	\$38,728	\$12,419	\$111,057
	15	FRME	FC	T	37100	7/1-12/31	0.50	\$33,834	\$17,232	\$7,779	\$1,065	\$38,728	\$12,419	\$111,057
	15	FRME	FC	T	37100 Total		1.00	\$67,667	\$34,464	\$15,558	\$2,130	\$77,457	\$24,837	\$222,114
	15	FRME	FF II	T	37100	1/1-6/30	0.50	\$25,746	\$13,113	\$5,919	\$1,065	\$29,474	\$9,483	\$84,800
	15	FRME	FF II	T	37100	7/1-12/31	0.50	\$25,746	\$13,113	\$5,919	\$1,065	\$29,474	\$9,483	\$84,800
	15	FRME	FF II	T	37100 Total		1.00	\$51,492	\$26,226	\$11,839	\$2,130	\$58,949	\$18,965	\$169,601
	15	VRME	FAE MEDIC	T	37100	1/1-6/30	0.50	\$34,392	\$16,065	\$7,252	\$1,065	\$37,432	\$12,112	\$108,318

Exhibit D, Schedule A
Local Funded - State Resources
Fiscal Display
PRC 4142

BAT	STN	TITLE	DIV	PCA	PERIOD	Sum of PY	Sum of TOTAL BASE SALARY	Sum of TOTAL EDWC	Sum of TOTAL OT	Sum of TOTAL UNIFORM /OEE	Sum of BENEFITS	Sum of ADM CHG	Sum of GRAND TOTAL		
	15	VRME		FAE MEDIC	T	37100	7/1-12/31	0.50	\$34,392	\$16,065	\$7,252	\$1,065	\$37,432	\$12,112	\$108,318
	15	VRME		FAE MEDIC	T	37100 Total		1.00	\$68,783	\$32,130	\$14,504	\$2,130	\$74,865	\$24,225	\$216,636
	15	VRME		FC	T	37100	1/1-6/30	0.50	\$33,834	\$17,232	\$7,779	\$1,065	\$38,728	\$12,419	\$111,057
	15	VRME		FC	T	37100	7/1-12/31	0.50	\$33,834	\$17,232	\$7,779	\$1,065	\$38,728	\$12,419	\$111,057
	15	VRME		FC	T	37100 Total		1.00	\$67,667	\$34,464	\$15,558	\$2,130	\$77,457	\$24,837	\$222,114
	15	VRME		FF II MEDIC	T	37100	1/1-6/30	0.50	\$30,216	\$14,014	\$6,326	\$1,065	\$32,756	\$10,623	\$95,002
	15	VRME		FF II MEDIC	T	37100	7/1-12/31	0.50	\$30,216	\$14,014	\$6,326	\$1,065	\$32,756	\$10,623	\$95,002
	15	VRME		FF II MEDIC	T	37100 Total		1.00	\$60,432	\$28,029	\$12,653	\$2,130	\$65,513	\$21,246	\$190,003
	15	96		FC	T	37100	1/1-6/30	0.50	\$33,834	\$17,232	\$7,779	\$1,065	\$38,728	\$12,419	\$111,057
	15	96		FC	T	37100	7/1-12/31	0.50	\$33,834	\$17,232	\$7,779	\$1,065	\$38,728	\$12,419	\$111,057
	15	96		FC	T	37100 Total		1.00	\$67,667	\$34,464	\$15,558	\$2,130	\$77,457	\$24,837	\$222,114
		ORCLE TRAVEL	Z	37100				0.00			\$750,000	\$0	\$94,425		\$844,425
		ORCLE TRAVEL	Z	37100 Total				0.00							\$844,425
		BATT CHIEF, RA	ADM	37119	7/1-6/30	0.00	\$24,000				\$348	\$3,065	\$27,413		
		BATT CHIEF, RA	ADM	37119 Total		0.00	\$24,000				\$348	\$3,065	\$27,413		
		FC, RA	ADM	37119	7/1-6/30	0.00	\$18,000				\$261	\$2,299	\$20,560		
		FC, RA	ADM	37119 Total		0.00	\$18,000				\$261	\$2,299	\$20,560		
ADM		DEPUTY CHIEF	ADM	37119	10/1-6/30	0.50	\$112,040			\$1,598	\$99,806	\$26,873	\$240,317		
ADM		DEPUTY CHIEF	ADM	37119	7/1-9/30	0.50	\$37,347			\$533	\$33,269	\$8,958	\$80,106		
ADM		DEPUTY CHIEF	ADM	37119 Total		1.00	\$149,387			\$2,130	\$133,075	\$35,830	\$320,423		
B1		BATT CHIEF	SW	37100	1/1-6/30	0.00	\$0	\$0	\$0	\$0	\$0	\$0	\$0		
B1		BATT CHIEF	SW	37100	7/1-12/31	0.00	\$0	\$0	\$0	\$0	\$0	\$0	\$0		
B1		BATT CHIEF	SW	37100 Total		0.00	\$0	\$0	\$0	\$0	\$0	\$0	\$0		
B10A		BATT CHIEF	WD	37119	1/1-6/30	0.50	\$40,650	\$20,704	\$9,346	\$1,065	\$46,528	\$14,893	\$133,187		
B10A		BATT CHIEF	WD	37119	7/1-12/31	0.50	\$40,650	\$20,704	\$9,346	\$1,065	\$46,528	\$14,893	\$133,187		
B10A		BATT CHIEF	WD	37119 Total		1.00	\$81,301	\$41,408	\$18,692	\$2,130	\$93,056	\$29,786	\$266,373		
B10B		BATT CHIEF	WD	37119	1/1-6/30	0.50	\$40,650	\$20,704	\$9,346	\$1,065	\$46,528	\$14,893	\$133,187		
B10B		BATT CHIEF	WD	37119	7/1-12/31	0.50	\$40,650	\$20,704	\$9,346	\$1,065	\$46,528	\$14,893	\$133,187		
B10B		BATT CHIEF	WD	37119 Total		1.00	\$81,301	\$41,408	\$18,692	\$2,130	\$93,056	\$29,786	\$266,373		
B11		BATT CHIEF	B	37100	1/1-6/30	0.50	\$40,650	\$20,704	\$9,346	\$1,065	\$46,528	\$14,893	\$133,187		
B11		BATT CHIEF	B	37100	7/1-12/31	0.50	\$40,650	\$20,704	\$9,346	\$1,065	\$46,528	\$14,893	\$133,187		
B11		BATT CHIEF	B	37100 Total		1.00	\$81,301	\$41,408	\$18,692	\$2,130	\$93,056	\$29,786	\$266,373		
B12A		BATT CHIEF	WD	37119	1/1-6/30	0.50	\$40,650	\$20,704	\$9,346	\$1,065	\$46,528	\$14,893	\$133,187		
B12A		BATT CHIEF	WD	37119	7/1-12/31	0.50	\$40,650	\$20,704	\$9,346	\$1,065	\$46,528	\$14,893	\$133,187		
B12A		BATT CHIEF	WD	37119 Total		1.00	\$81,301	\$41,408	\$18,692	\$2,130	\$93,056	\$29,786	\$266,373		
B12B		BATT CHIEF	WD	37119	1/1-6/30	0.50	\$40,650	\$20,704	\$9,346	\$1,065	\$46,528	\$14,893	\$133,187		

Exhibit D, Schedule A
Local Funded - State Resources
Fiscal Display
PRC 4142

BAT	STN	TITLE	DIV	PCA	PERIOD	Sum of PY	Sum of TOTAL BASE SALARY	Sum of TOTAL EDWC	Sum of TOTAL OT	Sum of TOTAL UNIFORM /OEE	Sum of BENEFITS	Sum of ADM CHG	Sum of GRAND TOTAL
B12B		BATT CHIEF	WD	37119	7/1-12/31	0.50	\$40,650	\$20,704	\$9,346	\$1,065	\$46,528	\$14,893	\$133,187
B12B		BATT CHIEF	WD	37119 Total		1.00	\$81,301	\$41,408	\$18,692	\$2,130	\$93,056	\$29,786	\$266,373
B14		BATT CHIEF	NW	37100	1/1-6/30	0.50	\$40,650	\$20,704	\$9,346	\$1,065	\$46,528	\$14,893	\$133,187
B14		BATT CHIEF	NW	37100	7/1-12/31	0.50	\$40,650	\$20,704	\$9,346	\$1,065	\$46,528	\$14,893	\$133,187
B14		BATT CHIEF	NW	37100 Total		1.00	\$81,301	\$41,408	\$18,692	\$2,130	\$93,056	\$29,786	\$266,373
B14B		BATT CHIEF	NW	37119	1/1-6/30	0.50	\$40,650	\$20,704	\$9,346	\$1,065	\$46,528	\$14,893	\$133,187
B14B		BATT CHIEF	NW	37119	7/1-12/31	0.50	\$40,650	\$20,704	\$9,346	\$1,065	\$46,528	\$14,893	\$133,187
B14B		BATT CHIEF	NW	37119 Total		1.00	\$81,301	\$41,408	\$18,692	\$2,130	\$93,056	\$29,786	\$266,373
B15A		BATT CHIEF	T	37119	1/1-6/30	0.50	\$40,650	\$20,704	\$9,346	\$1,065	\$46,528	\$14,893	\$133,187
B15A		BATT CHIEF	T	37119	7/1-12/31	0.50	\$40,650	\$20,704	\$9,346	\$1,065	\$46,528	\$14,893	\$133,187
B15A		BATT CHIEF	T	37119 Total		1.00	\$81,301	\$41,408	\$18,692	\$2,130	\$93,056	\$29,786	\$266,373
B3		BATT CHIEF	OG	37119	1/1-6/30	0.50	\$40,650	\$20,704	\$9,346	\$1,065	\$46,528	\$14,893	\$133,187
B3		BATT CHIEF	OG	37119	7/1-12/31	0.50	\$40,650	\$20,704	\$9,346	\$1,065	\$46,528	\$14,893	\$133,187
B3		BATT CHIEF	OG	37119 Total		1.00	\$81,301	\$41,408	\$18,692	\$2,130	\$93,056	\$29,786	\$266,373
B5		BAT CHF HZ	OG	37132	1/1-6/30	0.50	\$41,550	\$21,162	\$9,553	\$1,065	\$47,558	\$15,220	\$136,109
B5		BAT CHF HZ	OG	37132	7/1-12/31	0.50	\$41,550	\$21,162	\$9,553	\$1,065	\$47,558	\$15,220	\$136,109
B5		BAT CHF HZ	OG	37132 Total		1.00	\$83,101	\$42,325	\$19,106	\$2,130	\$95,116	\$30,440	\$272,217
B6A		BATT CHIEF	ED	37119	1/1-6/30	0.50	\$40,650	\$20,704	\$9,346	\$1,065	\$46,528	\$14,893	\$133,187
B6A		BATT CHIEF	ED	37119	7/1-12/31	0.50	\$40,650	\$20,704	\$9,346	\$1,065	\$46,528	\$14,893	\$133,187
B6A		BATT CHIEF	ED	37119 Total		1.00	\$81,301	\$41,408	\$18,692	\$2,130	\$93,056	\$29,786	\$266,373
B6B		BATT CHIEF	ED	37119	1/1-6/30	0.50	\$40,650	\$20,704	\$9,346	\$1,065	\$46,528	\$14,893	\$133,187
B6B		BATT CHIEF	ED	37119	7/1-12/31	0.50	\$40,650	\$20,704	\$9,346	\$1,065	\$46,528	\$14,893	\$133,187
B6B		BATT CHIEF	ED	37119 Total		1.00	\$81,301	\$41,408	\$18,692	\$2,130	\$93,056	\$29,786	\$266,373
B7A		BATT CHIEF	WD	37119	1/1-6/30	0.50	\$40,650	\$20,704	\$9,346	\$1,065	\$46,528	\$14,893	\$133,187
B7A		BATT CHIEF	WD	37119	7/1-12/31	0.50	\$40,650	\$20,704	\$9,346	\$1,065	\$46,528	\$14,893	\$133,187
B7A		BATT CHIEF	WD	37119 Total		1.00	\$81,301	\$41,408	\$18,692	\$2,130	\$93,056	\$29,786	\$266,373
B8		BATT CHIEF	ED	37100	1/1-6/30	0.50	\$40,650	\$20,704	\$9,346	\$1,065	\$46,528	\$14,893	\$133,187
B8		BATT CHIEF	ED	37100	7/1-12/31	0.50	\$40,650	\$20,704	\$9,346	\$1,065	\$46,528	\$14,893	\$133,187
B8		BATT CHIEF	ED	37100 Total		1.00	\$81,301	\$41,408	\$18,692	\$2,130	\$93,056	\$29,786	\$266,373
B8		BATT CHIEF	ED	37119	1/1-6/30	0.50	\$40,650	\$20,704	\$9,346	\$1,065	\$46,528	\$14,893	\$133,187
B8		BATT CHIEF	ED	37119	7/1-12/31	0.50	\$40,650	\$20,704	\$9,346	\$1,065	\$46,528	\$14,893	\$133,187
B8		BATT CHIEF	ED	37119 Total		1.00	\$81,301	\$41,408	\$18,692	\$2,130	\$93,056	\$29,786	\$266,373
EAST OPS		DEPUTY CHIEF	ADM	37119	10/1-6/30	0.50	\$112,040			\$1,598	\$99,806	\$26,873	\$240,317
EAST OPS		DEPUTY CHIEF	ADM	37119	7/1-9/30	0.50	\$37,347			\$533	\$33,269	\$8,958	\$80,106
EAST OPS		DEPUTY CHIEF	ADM	37119 Total		1.00	\$149,387			\$2,130	\$133,075	\$35,830	\$320,423
ECC		BATT CHIEF	ADM	37119	1/1-6/30	0.50	\$40,650	\$20,704	\$9,346	\$1,065	\$46,528	\$14,893	\$133,187

Exhibit D, Schedule A
Local Funded - State Resources
Fiscal Display
PRC 4142

BAT	STN	TITLE	DIV	PCA	PERIOD	Sum of PY	Sum of TOTAL BASE SALARY	Sum of TOTAL EDWC	Sum of TOTAL OT	Sum of TOTAL UNIFORM/OEE	Sum of BENEFITS	Sum of ADM CHG	Sum of GRAND TOTAL
ECC		BATT CHIEF	ADM	37119	7/1-12/31	0.50	\$40,650	\$20,704	\$9,346	\$1,065	\$46,528	\$14,893	\$133,187
ECC		BATT CHIEF	ADM	37119 Total		1.00	\$81,301	\$41,408	\$18,692	\$2,130	\$93,056	\$29,786	\$266,373
ECC	ECC Officers	FC	ADM	37119	1/1-6/30	1.00	\$67,667	\$34,464	\$15,558	\$2,130	\$77,457	\$24,837	\$222,114
ECC	ECC Officers	FC	ADM	37119	7/1-12/31	1.00	\$67,667	\$34,464	\$15,558	\$2,130	\$77,457	\$24,837	\$222,114
ECC	ECC Officers	FC	ADM	37119 Total		2.00	\$135,335	\$68,929	\$31,116	\$4,260	\$154,914	\$49,674	\$444,227
EMS		BATT CHIEF	ADM	37123	1/1-6/30	0.50	\$40,650	\$20,704	\$9,346	\$1,065	\$46,528	\$14,893	\$133,187
EMS		BATT CHIEF	ADM	37123	7/1-12/31	0.50	\$40,650	\$20,704	\$9,346	\$1,065	\$46,528	\$14,893	\$133,187
EMS		BATT CHIEF	ADM	37123 Total		1.00	\$81,301	\$41,408	\$18,692	\$2,130	\$93,056	\$29,786	\$266,373
EMS	EMS	FC MEDIC	SUP SVCS	37123	1/1-6/30	2.00	\$156,709	\$73,703	\$33,271	\$4,260	\$171,226	\$55,291	\$494,461
EMS	EMS	FC MEDIC	SUP SVCS	37123	7/1-12/31	2.00	\$156,709	\$73,703	\$33,271	\$4,260	\$171,226	\$55,291	\$494,461
EMS	EMS	FC MEDIC	SUP SVCS	37123 Total		4.00	\$313,418	\$147,407	\$66,542	\$8,520	\$342,452	\$110,583	\$988,922
HQ		HFE0	ADM	37119	7/1-6/30	0.00	\$0	\$0	\$0	\$0	\$0	\$0	\$0
HQ		HFE0	ADM	37119 Total		0.00	\$0	\$0	\$0	\$0	\$0	\$0	\$0
HQ	ADMIN	AO III	ADM	37119	7/1-6/30	1.00	\$84,816		\$0		\$65,673	\$18,947	\$169,436
HQ	ADMIN	AO III	ADM	37119 Total		1.00	\$84,816		\$0		\$65,673	\$18,947	\$169,436
HQ	ADMIN	CUSTODIAN	ADM	37119	11/1-6/30	1.00	\$35,292		\$3,973	\$500	\$27,669	\$8,490	\$75,924
HQ	ADMIN	CUSTODIAN	ADM	37119 Total		1.00	\$35,292		\$3,973	\$500	\$27,669	\$8,490	\$75,924
HQ	FINANCE	AO I	ADM	37119	7/1-6/30	1.00	\$63,972		\$7,202		\$50,085	\$15,266	\$136,525
HQ	FINANCE	AO I	ADM	37119 Total		1.00	\$63,972		\$7,202		\$50,085	\$15,266	\$136,525
HQ	FINANCE	OFF.TECH	ADM	37119	7/1-6/30	3.00	\$131,616		\$14,818		\$103,044	\$31,409	\$280,887
HQ	FINANCE	OFF.TECH	ADM	37119 Total		3.00	\$131,616		\$14,818		\$103,044	\$31,409	\$280,887
HQ	HRNG-POS CTRL	SSA (G)	ADM	37119	7/1-6/30	0.00	\$0		\$0		\$0	\$0	\$0
HQ	HRNG-POS CTRL	SSA (G)	ADM	37119 Total		0.00	\$0		\$0		\$0	\$0	\$0
HQ	HS	SSA (G)	ADM	37126	7/1-6/30	1.00	\$59,760		\$6,728		\$46,787	\$14,261	\$127,536
HQ	HS	SSA (G)	ADM	37126 Total		1.00	\$59,760		\$6,728		\$46,787	\$14,261	\$127,536
HQ	PERSONNEL	AO II	ADM	37119	7/1-6/30	0.00	\$0		\$0		\$0	\$0	\$0
HQ	PERSONNEL	AO II	ADM	37119 Total		0.00	\$0		\$0		\$0	\$0	\$0
HQ	PERSONNEL	OFF.TECH	ADM	37119	7/1-6/30	1.00	\$43,872		\$4,939		\$34,348	\$10,470	\$93,629
HQ	PERSONNEL	OFF.TECH	ADM	37119 Total		1.00	\$43,872		\$4,939		\$34,348	\$10,470	\$93,629
HQ	PERSONNEL	PERS SPEC(1)	ADM	37119	7/1-6/30	1.00	\$56,028		\$6,308		\$43,865	\$13,371	\$119,572
HQ	PERSONNEL	PERS SPEC(1)	ADM	37119 Total		1.00	\$56,028		\$6,308		\$43,865	\$13,371	\$119,572
HQ	PERSONNEL	PERS SPEC(2)	ADM	37119	7/1-6/30	1.00	\$56,028		\$6,308		\$43,865	\$13,371	\$119,572
HQ	PERSONNEL	PERS SPEC(2)	ADM	37119 Total		1.00	\$56,028		\$6,308		\$43,865	\$13,371	\$119,572
HQ	PERSONNEL	SR. PERS SPEC	ADM	37119	7/1-6/30	1.00	\$61,260		\$6,897		\$47,961	\$14,619	\$130,738
HQ	PERSONNEL	SR. PERS SPEC	ADM	37119 Total		1.00	\$61,260		\$6,897		\$47,961	\$14,619	\$130,738
HQ	PERSONNEL	PERS SPEC(3)	ADM	37119	7/1-6/30	0.50	\$28,014		\$3,154		\$21,933	\$6,685	\$59,786

Exhibit D, Schedule A
Local Funded - State Resources
Fiscal Display
PRC 4142

BAT	STN	TITLE	DIV	PCA	PERIOD	Sum of PY	Sum of TOTAL BASE SALARY	Sum of TOTAL EDWC	Sum of TOTAL OT	Sum of TOTAL UNIFORM / OEE	Sum of BENEFITS	Sum of ADM CHG	Sum of GRAND TOTAL
HQ	PERSONNEL	PERS SPEC(3)	ADM	37119 Total		0.50	\$28,014		\$3,154		\$21,933	\$6,685	\$59,786
HQ	RTWC	SSA (G)	ADM	37119	7/1-6/30	1.00	\$59,760		\$6,728		\$46,787	\$14,261	\$127,536
HQ	RTWC	SSA (G)	ADM	37119 Total		1.00	\$59,760		\$6,728		\$46,787	\$14,261	\$127,536
HQ	OSS	SSA (G)	ADM	37119	7/1-6/30	1.00	\$59,760		\$6,728		\$46,787	\$14,261	\$127,536
HQ	OSS	SSA (G)	ADM	37119 Total		1.00	\$59,760		\$6,728		\$46,787	\$14,261	\$127,536
HQ	HIRING	OFF.TECH	ADM	37119	7/1-6/30	1.00	\$43,872		\$4,939		\$34,348	\$10,470	\$93,629
HQ	HIRING	OFF.TECH	ADM	37119 Total		1.00	\$43,872		\$4,939		\$34,348	\$10,470	\$93,629
HS		BATT CHIEF	SUP SVCS	37119	1/1-6/30	0.50	\$40,650	\$20,704	\$9,346	\$1,065	\$46,528	\$14,893	\$133,187
HS		BATT CHIEF	SUP SVCS	37119	7/1-12/31	0.50	\$40,650	\$20,704	\$9,346	\$1,065	\$46,528	\$14,893	\$133,187
HS		BATT CHIEF	SUP SVCS	37119 Total		1.00	\$81,301	\$41,408	\$18,692	\$2,130	\$93,056	\$29,786	\$266,373
HS	HS	FC	SUP SVCS	37119	1/1-6/30	1.00	\$67,667	\$34,464	\$15,558	\$2,130	\$77,457	\$24,837	\$222,114
HS	HS	FC	SUP SVCS	37119	7/1-12/31	1.00	\$67,667	\$34,464	\$15,558	\$2,130	\$77,457	\$24,837	\$222,114
HS	HS	FC	SUP SVCS	37119 Total		2.00	\$135,335	\$68,929	\$31,116	\$4,260	\$154,914	\$49,674	\$444,227
IND./E.DES.		DIVISION CHIEF	ADM	37119	10/1-6/30	0.50	\$110,523			\$1,598	\$98,455	\$26,511	\$237,086
IND./E.DES.		DIVISION CHIEF	ADM	37119	7/1-9/30	0.50	\$36,841			\$533	\$32,818	\$8,837	\$79,029
IND./E.DES.		DIVISION CHIEF	ADM	37119 Total		1.00	\$147,364			\$2,130	\$131,273	\$35,349	\$316,115
MV		DIVISION CHIEF	ADM	37119	10/1-6/30	0.50	\$110,523			\$1,598	\$98,455	\$26,511	\$237,086
MV		DIVISION CHIEF	ADM	37119	7/1-9/30	0.50	\$36,841			\$533	\$32,818	\$8,837	\$79,029
MV		DIVISION CHIEF	ADM	37119 Total		1.00	\$147,364			\$2,130	\$131,273	\$35,349	\$316,115
PREV		FC	ADM	37119	1/1-6/30	2.00	\$135,335	\$68,929	\$31,116	\$4,260	\$154,914	\$49,674	\$444,227
PREV		FC	ADM	37119	7/1-12/31	2.00	\$135,335	\$68,929	\$31,116	\$4,260	\$154,914	\$49,674	\$444,227
PREV		FC	ADM	37119 Total		4.00	\$270,670	\$137,858	\$62,231	\$8,520	\$309,827	\$99,348	\$888,454
RAAB		FF I	B	37119	1/1-5/1	1.33	\$69,408	\$30,456	\$12,412	\$2,840	\$82,714	\$24,907	\$222,737
RAAB		FF I	B	37119	12/1-12/31	0.33	\$16,548	\$7,261	\$2,959	\$710	\$19,721	\$5,942	\$53,142
RAAB		FF I	B	37119 Total		1.67	\$85,956	\$37,717	\$15,371	\$3,550	\$102,435	\$30,849	\$275,879
STRAT.PLN		DIVISION CHIEF	ADM	37119	10/1-6/30	0.50	\$110,523			\$1,598	\$98,455	\$26,511	\$237,086
STRAT.PLN		DIVISION CHIEF	ADM	37119	7/1-9/30	0.50	\$36,841			\$533	\$32,818	\$8,837	\$79,029
STRAT.PLN		DIVISION CHIEF	ADM	37119 Total		1.00	\$147,364			\$2,130	\$131,273	\$35,349	\$316,115
STRAT.PLN		FC	ADM	37119	1/1-6/30	0.50	\$33,834	\$17,232	\$14,830	\$1,065	\$38,831	\$13,319	\$119,111
STRAT.PLN		FC	ADM	37119	7/1-12/31	0.50	\$33,834	\$17,232	\$14,830	\$1,065	\$38,831	\$13,319	\$119,111
STRAT.PLN		FC	ADM	37119 Total		1.00	\$67,667	\$34,464	\$29,660	\$2,130	\$77,661	\$26,638	\$238,222
SUP. SVCS		DIVISION CHIEF	ADM	37119	10/1-6/30	0.50	\$110,523			\$1,598	\$98,455	\$26,511	\$237,086
SUP. SVCS		DIVISION CHIEF	ADM	37119	7/1-9/30	0.50	\$36,841			\$533	\$32,818	\$8,837	\$79,029
SUP. SVCS		DIVISION CHIEF	ADM	37119 Total		1.00	\$147,364			\$2,130	\$131,273	\$35,349	\$316,115
T		DIVISION CHIEF	ADM	37119	10/1-6/30	0.50	\$110,523			\$1,598	\$98,455	\$26,511	\$237,086
T		DIVISION CHIEF	ADM	37119	7/1-9/30	0.50	\$36,841			\$533	\$32,818	\$8,837	\$79,029

Exhibit D, Schedule A
Local Funded - State Resources
Fiscal Display
PRC 4142

BAT	STN	TITLE	DIV	PCA	PERIOD	Sum of PY	Sum of TOTAL BASE SALARY	Sum of TOTAL EDWC	Sum of TOTAL OT	Sum of TOTAL UNIFORM /OEE	Sum of BENEFITS	Sum of ADM CHG	Sum of GRAND TOTAL
T		DIVISION CHIEF	ADM	37119 Total		1.00	\$147,364			\$2,130	\$131,273	\$35,349	\$316,115
TRNG	CTC	OFF.TECH	SUP SVCS	37126	7/1-11/30	0.42	\$18,280		\$2,058		\$14,312	\$4,362	\$39,012
TRNG	CTC	OFF.TECH	SUP SVCS	37126 Total		0.42	\$18,280		\$2,058		\$14,312	\$4,362	\$39,012
TRNG	RCC	FC	SUP SVCS	37126	1/1-6/30	0.50	\$33,834	\$17,232	\$14,830	\$1,065	\$38,831	\$13,319	\$119,111
TRNG	RCC	FC	SUP SVCS	37126	7/1-12/31	0.50	\$33,834	\$17,232	\$14,830	\$1,065	\$38,831	\$13,319	\$119,111
TRNG	RCC	FC	SUP SVCS	37126 Total		1.00	\$67,667	\$34,464	\$29,660	\$2,130	\$77,661	\$26,638	\$238,222
TRNG	TRNG	FC	SUP SVCS	37126	1/1-6/30	2.00	\$135,335	\$68,929	\$59,321	\$4,260	\$155,323	\$53,277	\$476,444
TRNG	TRNG	FC	SUP SVCS	37126	7/1-12/31	2.00	\$135,335	\$68,929	\$59,321	\$4,260	\$155,323	\$53,277	\$476,444
TRNG	TRNG	FC	SUP SVCS	37126 Total		4.00	\$270,670	\$137,858	\$118,641	\$8,520	\$310,645	\$106,553	\$952,887
TRNG	TRNG	FC MEDIC	SUP SVCS	37126	1/1-6/30	1.00	\$78,355	\$36,852	\$31,715	\$2,130	\$85,832	\$29,572	\$264,455
TRNG	TRNG	FC MEDIC	SUP SVCS	37126	7/1-12/31	1.00	\$78,355	\$36,852	\$31,715	\$2,130	\$85,832	\$29,572	\$264,455
TRNG	TRNG	FC MEDIC	SUP SVCS	37126 Total		2.00	\$156,709	\$73,703	\$63,430	\$4,260	\$171,663	\$59,143	\$528,909
W. DES.		DIVISION CHIEF	ADM	37119	10/1-6/30	0.50	\$110,523			\$1,598	\$98,455	\$26,511	\$237,086
W. DES.		DIVISION CHIEF	ADM	37119	7/1-9/30	0.50	\$36,841			\$533	\$32,818	\$8,837	\$79,029
W. DES.		DIVISION CHIEF	ADM	37119 Total		1.00	\$147,364			\$2,130	\$131,273	\$35,349	\$316,115
WEST OPS		DEPUTY CHIEF	ADM	37119	10/1-6/30	0.50	\$112,040			\$1,598	\$99,806	\$26,873	\$240,317
WEST OPS		DEPUTY CHIEF	ADM	37119	7/1-9/30	0.50	\$37,347			\$533	\$33,269	\$8,958	\$80,106
WEST OPS		DEPUTY CHIEF	ADM	37119 Total		1.00	\$149,387			\$2,130	\$133,075	\$35,830	\$320,423
(blank)	(blank)	FAE	(blank)	37100	1/1-6/30	1.00	\$58,992	\$30,046	\$13,563	\$2,130	\$67,530	\$21,688	\$193,949
(blank)	(blank)	FAE	(blank)	37100	7/1-12/31	1.00	\$58,992	\$30,046	\$13,563	\$2,130	\$67,530	\$21,688	\$193,949
(blank)	(blank)	FAE	(blank)	37100 Total		2.00	\$117,984	\$60,092	\$27,126	\$4,260	\$135,061	\$43,375	\$387,898
(blank)	(blank)	FC	(blank)	37100	1/1-6/30	1.00	\$67,667	\$34,464	\$15,558	\$2,130	\$77,457	\$24,837	\$222,114
(blank)	(blank)	FC	(blank)	37100	7/1-12/31	1.00	\$67,667	\$34,464	\$15,558	\$2,130	\$77,457	\$24,837	\$222,114
(blank)	(blank)	FC	(blank)	37100 Total		2.00	\$135,335	\$68,929	\$31,116	\$4,260	\$154,914	\$49,674	\$444,227
(blank)	(blank)	FF II MEDIC	(blank)	37100	1/1-6/30	0.50	\$30,216	\$14,014	\$6,326	\$1,065	\$32,756	\$10,623	\$95,002
(blank)	(blank)	FF II MEDIC	(blank)	37100	7/1-12/31	0.50	\$30,216	\$14,014	\$6,326	\$1,065	\$32,756	\$10,623	\$95,002
(blank)	(blank)	FF II MEDIC	(blank)	37100 Total		1.00	\$60,432	\$28,029	\$12,653	\$2,130	\$65,513	\$21,246	\$190,003
B13		BATT CHIEF	SW	37119	1/1-6/30	0.50	\$40,650	\$20,704	\$9,346	\$1,065	\$46,528	\$14,893	\$133,187
B13		BATT CHIEF	SW	37119	7/1-12/31	0.50	\$40,650	\$20,704	\$9,346	\$1,065	\$46,528	\$14,893	\$133,187
B13		BATT CHIEF	SW	37119 Total		1.00	\$81,301	\$41,408	\$18,692	\$2,130	\$93,056	\$29,786	\$266,373
SOUTH OPS		DEPUTY CHIEF	ADM	37119	10/1-6/30	0.50	\$112,040			\$1,598	\$99,806	\$26,873	\$240,317
SOUTH OPS		DEPUTY CHIEF	ADM	37119	7/1-9/30	0.50	\$37,347			\$533	\$33,269	\$8,958	\$80,106
SOUTH OPS		DEPUTY CHIEF	ADM	37119 Total		1.00	\$149,387			\$2,130	\$133,075	\$35,830	\$320,423
Grand Total						428.76	\$28,033,564	\$12,646,934	\$5,902,943	\$1,631,965	\$30,794,242	\$9,947,315	\$88,956,962

Exhibit D, Schedule A
Local Funded - State Resources
Fiscal Display
PRC 4142

This is Schedule A of Cooperative Agreement originally dated July 1, 2017 by and between CAL FIRE of the State of California and County of Riverside

BAT	STN	TITLE	DIV	PCA	PERIOD	Sum of PY	Sum of TOTAL BASE SALARY	Sum of TOTAL EDWC	Sum of TOTAL OT	Sum of TOTAL UNIFORM /OEE	Sum of BENEFITS	Sum of ADM CHG	Sum of GRAND TOTAL
1	101ME	FAE	SW	37105	1/1-6/30	0.5	\$29,496	\$15,023	\$6,782	\$1,065	\$33,667	\$10,844	\$96,876
1	101ME	FAE	SW	37105	7/1-12/31	0.5	\$29,496	\$15,023	\$6,782	\$1,065	\$33,667	\$10,844	\$96,876
1	101ME	FAE	SW	37105 Total		1	\$58,992	\$30,046	\$13,563	\$2,130	\$67,334	\$21,688	\$193,752
1	101ME	FC	SW	37105	1/1-6/30	0.5	\$33,834	\$17,232	\$7,779	\$1,065	\$38,616	\$12,419	\$110,944
1	101ME	FC	SW	37105	7/1-12/31	0.5	\$33,834	\$17,232	\$7,779	\$1,065	\$38,616	\$12,419	\$110,944
1	101ME	FC	SW	37105 Total		1	\$67,667	\$34,464	\$15,558	\$2,130	\$77,231	\$24,837	\$221,888
1	101ME	FF II	SW	37105	1/1-6/30	0.5	\$25,746	\$13,113	\$5,919	\$1,065	\$29,389	\$9,483	\$84,714
1	101ME	FF II	SW	37105	7/1-12/31	0.5	\$25,746	\$13,113	\$5,919	\$1,065	\$29,389	\$9,483	\$84,714
1	101ME	FF II	SW	37105 Total		1	\$51,492	\$26,226	\$11,839	\$2,130	\$58,777	\$18,965	\$169,429
1	101ME	FF II MEDIC	SW	37105	1/1-6/30	1.5	\$90,648	\$42,043	\$18,979	\$3,195	\$97,994	\$31,870	\$284,729
1	101ME	FF II MEDIC	SW	37105	7/1-12/31	1.5	\$90,648	\$42,043	\$18,979	\$3,195	\$97,994	\$31,870	\$284,729
1	101ME	FF II MEDIC	SW	37105 Total		3	\$181,296	\$84,087	\$37,958	\$6,390	\$195,988	\$63,739	\$569,459
1	90MT	FAE	SW	37105	1/1-6/30	1	\$58,992	\$30,046	\$13,563	\$2,130	\$67,334	\$21,688	\$193,752
1	90MT	FAE	SW	37105	7/1-12/31	1	\$58,992	\$30,046	\$13,563	\$2,130	\$67,334	\$21,688	\$193,752
1	90MT	FAE	SW	37105 Total		2	\$117,984	\$60,092	\$27,126	\$4,260	\$134,667	\$43,375	\$387,505
1	90MT	FAE MEDIC	SW	37105	1/1-6/30	0.5	\$14,891	\$6,858	\$3,096	\$1,065	\$16,041	\$5,287	\$47,239
1	90MT	FAE MEDIC	SW	37105	7/1-12/31	0.5	\$14,891	\$6,858	\$3,096	\$1,065	\$16,041	\$5,287	\$47,239
1	90MT	FAE MEDIC	SW	37105 Total		1	\$29,781	\$13,717	\$6,192	\$2,130	\$32,083	\$10,575	\$94,478
1	90MT	FF II	SW	37105	1/1-6/30	1.5	\$77,238	\$39,339	\$17,758	\$3,195	\$88,166	\$28,448	\$254,143
1	90MT	FF II	SW	37105	7/1-12/31	1.5	\$77,238	\$39,339	\$17,758	\$3,195	\$88,166	\$28,448	\$254,143
1	90MT	FF II	SW	37105 Total		3	\$154,476	\$78,678	\$35,516	\$6,390	\$176,331	\$56,895	\$508,287
1	90MT	FF II MEDIC	SW	37105	1/1-6/30	1.5	\$90,648	\$42,043	\$18,979	\$3,195	\$97,994	\$31,870	\$284,729
1	90MT	FF II MEDIC	SW	37105	7/1-12/31	1.5	\$90,648	\$42,043	\$18,979	\$3,195	\$97,994	\$31,870	\$284,729
1	90MT	FF II MEDIC	SW	37105 Total		3	\$181,296	\$84,087	\$37,958	\$6,390	\$195,988	\$63,739	\$569,459
1	VRME	FAE	SW	37105	1/1-6/30	0.5	\$29,496	\$15,023	\$6,782	\$1,065	\$33,667	\$10,844	\$96,876
1	VRME	FAE	SW	37105	7/1-12/31	0.5	\$29,496	\$15,023	\$6,782	\$1,065	\$33,667	\$10,844	\$96,876
1	VRME	FAE	SW	37105 Total		1	\$58,992	\$30,046	\$13,563	\$2,130	\$67,334	\$21,688	\$193,752
2	61	FAE	SW	37127	1/1-6/30	1	\$58,992	\$30,046	\$13,563	\$2,130	\$67,334	\$21,688	\$193,752
2	61	FAE	SW	37127	7/1-12/31	1	\$58,992	\$30,046	\$13,563	\$2,130	\$67,334	\$21,688	\$193,752
2	61	FAE	SW	37127 Total		2	\$117,984	\$60,092	\$27,126	\$4,260	\$134,667	\$43,375	\$387,505
2	61	FC	SW	37127	1/1-6/30	1	\$67,667	\$34,464	\$15,558	\$2,130	\$77,231	\$24,837	\$221,888
2	61	FC	SW	37127	7/1-12/31	1	\$67,667	\$34,464	\$15,558	\$2,130	\$77,231	\$24,837	\$221,888
2	61	FC	SW	37127 Total		2	\$135,335	\$68,929	\$31,116	\$4,260	\$154,463	\$49,674	\$443,776
2	61	FF II MEDIC	SW	37127	1/1-6/30	1	\$60,432	\$28,029	\$12,653	\$2,130	\$65,329	\$21,246	\$189,820
2	61	FF II MEDIC	SW	37127	7/1-12/31	1	\$60,432	\$28,029	\$12,653	\$2,130	\$65,329	\$21,246	\$189,820
2	61	FF II MEDIC	SW	37127 Total		2	\$120,864	\$56,058	\$25,305	\$4,260	\$130,659	\$42,493	\$379,639

Exhibit D, Schedule A
Local Funded - State Resources
Fiscal Display
PRC 4142

BAT	STN	TITLE	DIV	PCA	PERIOD	Sum of PY	Sum of TOTAL BASE SALARY	Sum of TOTAL EDWC	Sum of TOTAL OT	Sum of TOTAL UNIFORM/OEE	Sum of BENEFITS	Sum of ADM CHG	Sum of GRAND TOTAL
	2 10ME	FAE	SW	37107	1/1-6/30	1	\$58,992	\$30,046	\$13,563	\$2,130	\$67,334	\$21,688	\$193,752
	2 10ME	FAE	SW	37107	7/1-12/31	1	\$58,992	\$30,046	\$13,563	\$2,130	\$67,334	\$21,688	\$193,752
	2 10ME	FAE	SW	37107 Total		2	\$117,984	\$60,092	\$27,126	\$4,260	\$134,667	\$43,375	\$387,505
	2 10ME	FC	SW	37107	1/1-6/30	0.5	\$33,834	\$17,232	\$7,779	\$1,065	\$38,616	\$12,419	\$110,944
	2 10ME	FC	SW	37107	7/1-12/31	0.5	\$33,834	\$17,232	\$7,779	\$1,065	\$38,616	\$12,419	\$110,944
	2 10ME	FC	SW	37107 Total		1	\$67,667	\$34,464	\$15,558	\$2,130	\$77,231	\$24,837	\$221,888
	2 10ME	FF II	SW	37107	1/1-6/30	0.5	\$25,746	\$13,113	\$5,919	\$1,065	\$29,389	\$9,483	\$84,714
	2 10ME	FF II	SW	37107	7/1-12/31	0.5	\$25,746	\$13,113	\$5,919	\$1,065	\$29,389	\$9,483	\$84,714
	2 10ME	FF II	SW	37107 Total		1	\$51,492	\$26,226	\$11,839	\$2,130	\$58,777	\$18,965	\$169,429
	2 10ME	FF II MEDIC	SW	37113	1/1-6/30	1	\$60,432	\$28,029	\$12,653	\$2,130	\$65,329	\$21,246	\$189,820
	2 10ME	FF II MEDIC	SW	37113	7/1-12/31	1	\$60,432	\$28,029	\$12,653	\$2,130	\$65,329	\$21,246	\$189,820
	2 10ME	FF II MEDIC	SW	37113 Total		2	\$120,864	\$56,058	\$25,305	\$4,260	\$130,659	\$42,493	\$379,639
	2 85ME	FAE	SW	37107	1/1-6/30	1	\$58,992	\$30,046	\$13,563	\$2,130	\$67,334	\$21,688	\$193,752
	2 85ME	FAE	SW	37107	7/1-12/31	1	\$58,992	\$30,046	\$13,563	\$2,130	\$67,334	\$21,688	\$193,752
	2 85ME	FAE	SW	37107 Total		2	\$117,984	\$60,092	\$27,126	\$4,260	\$134,667	\$43,375	\$387,505
	2 85ME	FC	SW	37107	1/1-6/30	0.5	\$33,834	\$17,232	\$7,779	\$1,065	\$38,616	\$12,419	\$110,944
	2 85ME	FC	SW	37107	7/1-12/31	0.5	\$33,834	\$17,232	\$7,779	\$1,065	\$38,616	\$12,419	\$110,944
	2 85ME	FC	SW	37107 Total		1	\$67,667	\$34,464	\$15,558	\$2,130	\$77,231	\$24,837	\$221,888
	2 85ME	FF II	SW	37107	1/1-6/30	1	\$51,492	\$26,226	\$11,839	\$2,130	\$58,777	\$18,965	\$169,429
	2 85ME	FF II	SW	37107	7/1-12/31	1	\$51,492	\$26,226	\$11,839	\$2,130	\$58,777	\$18,965	\$169,429
	2 85ME	FF II	SW	37107 Total		2	\$102,984	\$52,452	\$23,678	\$4,260	\$117,554	\$37,930	\$338,858
	2 85ME	FF II MEDIC	SW	37107	1/1-6/30	1.5	\$90,648	\$42,043	\$18,979	\$3,195	\$97,994	\$31,870	\$284,729
	2 85ME	FF II MEDIC	SW	37107	7/1-12/31	1.5	\$90,648	\$42,043	\$18,979	\$3,195	\$97,994	\$31,870	\$284,729
	2 85ME	FF II MEDIC	SW	37107 Total		3	\$181,296	\$84,087	\$37,958	\$6,390	\$195,988	\$63,739	\$569,459
	2 94ME	FAE	SW	37107	1/1-6/30	1	\$58,992	\$30,046	\$13,563	\$2,130	\$67,334	\$21,688	\$193,752
	2 94ME	FAE	SW	37107	7/1-12/31	1	\$58,992	\$30,046	\$13,563	\$2,130	\$67,334	\$21,688	\$193,752
	2 94ME	FAE	SW	37107 Total		2	\$117,984	\$60,092	\$27,126	\$4,260	\$134,667	\$43,375	\$387,505
	2 94ME	FC	SW	37107	1/1-6/30	0.5	\$33,834	\$17,232	\$7,779	\$1,065	\$38,616	\$12,419	\$110,944
	2 94ME	FC	SW	37107	7/1-12/31	0.5	\$33,834	\$17,232	\$7,779	\$1,065	\$38,616	\$12,419	\$110,944
	2 94ME	FC	SW	37107 Total		1	\$67,667	\$34,464	\$15,558	\$2,130	\$77,231	\$24,837	\$221,888
	2 94ME	FF II	SW	37107	1/1-6/30	0.5	\$25,746	\$13,113	\$5,919	\$1,065	\$29,389	\$9,483	\$84,714
	2 94ME	FF II	SW	37107	7/1-12/31	0.5	\$25,746	\$13,113	\$5,919	\$1,065	\$29,389	\$9,483	\$84,714
	2 94ME	FF II	SW	37107 Total		1	\$51,492	\$26,226	\$11,839	\$2,130	\$58,777	\$18,965	\$169,429
	2 94ME	FF II MEDIC	SW	37107	1/1-6/30	1	\$60,432	\$28,029	\$12,653	\$2,130	\$65,329	\$21,246	\$189,820
	2 94ME	FF II MEDIC	SW	37107	7/1-12/31	1	\$60,432	\$28,029	\$12,653	\$2,130	\$65,329	\$21,246	\$189,820
	2 94ME	FF II MEDIC	SW	37107 Total		2	\$120,864	\$56,058	\$25,305	\$4,260	\$130,659	\$42,493	\$379,639
	2 97MT	FAE	SW	37107	1/1-6/30	1.5	\$88,488	\$45,069	\$20,345	\$3,195	\$101,001	\$32,532	\$290,629

Exhibit D, Schedule A
Local Funded - State Resources
Fiscal Display
PRC 4142

BAT	STN	TITLE	DIV	PCA	PERIOD	Sum of PY	Sum of TOTAL BASE SALARY	Sum of TOTAL EDWC	Sum of TOTAL OT	Sum of TOTAL UNIFORM /OEE	Sum of BENEFITS	Sum of ADM CHG	Sum of GRAND TOTAL
2	97MT	FAE	SW	37107	7/1-12/31	1.5	\$88,488	\$45,069	\$20,345	\$3,195	\$101,001	\$32,532	\$290,629
2	97MT	FAE	SW	37107 Total		3	\$176,976	\$90,137	\$40,690	\$6,390	\$202,001	\$65,063	\$581,257
2	97MT	FF II	SW	37107	1/1-6/30	1	\$51,492	\$26,226	\$11,839	\$2,130	\$58,777	\$18,965	\$169,429
2	97MT	FF II	SW	37107	7/1-12/31	1	\$51,492	\$26,226	\$11,839	\$2,130	\$58,777	\$18,965	\$169,429
2	97MT	FF II	SW	37107 Total		2	\$102,984	\$52,452	\$23,678	\$4,260	\$117,554	\$37,930	\$338,858
2	97MT	FF II	SW	37113	1/1-6/30	0.5	\$25,746	\$13,113	\$5,919	\$1,065	\$29,389	\$9,483	\$84,714
2	97MT	FF II	SW	37113	7/1-12/31	0.5	\$25,746	\$13,113	\$5,919	\$1,065	\$29,389	\$9,483	\$84,714
2	97MT	FF II	SW	37113 Total		1	\$51,492	\$26,226	\$11,839	\$2,130	\$58,777	\$18,965	\$169,429
2	97MT	FF II MEDIC	SW	37107	1/1-6/30	1	\$60,432	\$28,029	\$12,653	\$2,130	\$65,329	\$21,246	\$189,820
2	97MT	FF II MEDIC	SW	37107	7/1-12/31	1	\$60,432	\$28,029	\$12,653	\$2,130	\$65,329	\$21,246	\$189,820
2	97MT	FF II MEDIC	SW	37107 Total		2	\$120,864	\$56,058	\$25,305	\$4,260	\$130,659	\$42,493	\$379,639
2	97MT	FF II MEDIC	SW	37113	1/1-6/30	0.5	\$30,216	\$14,014	\$6,326	\$1,065	\$32,665	\$10,623	\$94,910
2	97MT	FF II MEDIC	SW	37113	7/1-12/31	0.5	\$30,216	\$14,014	\$6,326	\$1,065	\$32,665	\$10,623	\$94,910
2	97MT	FF II MEDIC	SW	37113 Total		1	\$60,432	\$28,029	\$12,653	\$2,130	\$65,329	\$21,246	\$189,820
2	FRE	FAE	SW	37127	1/1-6/30	0.5	\$29,496	\$15,023	\$6,782	\$1,065	\$33,667	\$10,844	\$96,876
2	FRE	FAE	SW	37127	7/1-12/31	0.5	\$29,496	\$15,023	\$6,782	\$1,065	\$33,667	\$10,844	\$96,876
2	FRE	FAE	SW	37127 Total		1	\$58,992	\$30,046	\$13,563	\$2,130	\$67,334	\$21,688	\$193,752
2	FRE	FC MEDIC	SW	37127	1/1-6/30	0.5	\$39,177	\$18,426	\$8,318	\$1,065	\$42,686	\$13,823	\$123,495
2	FRE	FC MEDIC	SW	37127	7/1-12/31	0.5	\$39,177	\$18,426	\$8,318	\$1,065	\$42,686	\$13,823	\$123,495
2	FRE	FC MEDIC	SW	37127 Total		1	\$78,355	\$36,852	\$16,635	\$2,130	\$85,372	\$27,646	\$246,989
2	FRE	FF II MEDIC	SW	37127	1/1-6/30	0.5	\$30,216	\$14,014	\$6,326	\$1,065	\$32,665	\$10,623	\$94,910
2	FRE	FF II MEDIC	SW	37127	7/1-12/31	0.5	\$30,216	\$14,014	\$6,326	\$1,065	\$32,665	\$10,623	\$94,910
2	FRE	FF II MEDIC	SW	37127 Total		1	\$60,432	\$28,029	\$12,653	\$2,130	\$65,329	\$21,246	\$189,820
2	VRME	FF II MEDIC	SW	37107	1/1-6/30	1	\$60,432	\$28,029	\$12,653	\$2,130	\$65,329	\$21,246	\$189,820
2	VRME	FF II MEDIC	SW	37107	7/1-12/31	1	\$60,432	\$28,029	\$12,653	\$2,130	\$65,329	\$21,246	\$189,820
2	VRME	FF II MEDIC	SW	37107 Total		2	\$120,864	\$56,058	\$25,305	\$4,260	\$130,659	\$42,493	\$379,639
3	20ME	FAE	OG	37129	1/1-6/30	0.5	\$29,496	\$15,023	\$6,782	\$1,065	\$33,667	\$10,844	\$96,876
3	20ME	FAE	OG	37129	7/1-12/31	0.5	\$29,496	\$15,023	\$6,782	\$1,065	\$33,667	\$10,844	\$96,876
3	20ME	FAE	OG	37129 Total		1	\$58,992	\$30,046	\$13,563	\$2,130	\$67,334	\$21,688	\$193,752
3	20ME	FAE MEDIC	OG	37129	1/1-6/30	0.5	\$34,392	\$16,065	\$7,252	\$1,065	\$37,327	\$12,112	\$108,213
3	20ME	FAE MEDIC	OG	37129	7/1-12/31	0.5	\$34,392	\$16,065	\$7,252	\$1,065	\$37,327	\$12,112	\$108,213
3	20ME	FAE MEDIC	OG	37129 Total		1	\$68,783	\$32,130	\$14,504	\$2,130	\$74,655	\$24,225	\$216,426
3	20ME	FC	OG	37129	1/1-6/30	0.5	\$33,834	\$17,232	\$7,779	\$1,065	\$38,616	\$12,419	\$110,944
3	20ME	FC	OG	37129	7/1-12/31	0.5	\$33,834	\$17,232	\$7,779	\$1,065	\$38,616	\$12,419	\$110,944
3	20ME	FC	OG	37129 Total		1	\$67,667	\$34,464	\$15,558	\$2,130	\$77,231	\$24,837	\$221,888
3	20ME	FF II	OG	37129	1/1-6/30	1.5	\$77,238	\$39,339	\$17,758	\$3,195	\$88,166	\$28,448	\$254,143
3	20ME	FF II	OG	37129	7/1-12/31	1.5	\$77,238	\$39,339	\$17,758	\$3,195	\$88,166	\$28,448	\$254,143

Exhibit D, Schedule A
Local Funded - State Resources
Fiscal Display
PRC 4142

BAT	STN	TITLE	DIV	PCA	PERIOD	Sum of PY	Sum of TOTAL BASE SALARY	Sum of TOTAL EDWC	Sum of TOTAL OT	Sum of TOTAL UNIFORM /OEE	Sum of BENEFITS	Sum of ADM CHG	Sum of GRAND TOTAL
	3 20ME	FF II	OG	37129 Total		3	\$154,476	\$78,678	\$35,516	\$6,390	\$176,331	\$56,895	\$508,287
	3 20ME	FF II MEDIC	OG	37129	1/1-6/30	1	\$60,432	\$28,029	\$12,653	\$2,130	\$65,329	\$21,246	\$189,820
	3 20ME	FF II MEDIC	OG	37129	7/1-12/31	1	\$60,432	\$28,029	\$12,653	\$2,130	\$65,329	\$21,246	\$189,820
	3 20ME	FF II MEDIC	OG	37129 Total		2	\$120,864	\$56,058	\$25,305	\$4,260	\$130,659	\$42,493	\$379,639
	3 21ME	FAE	OG	37112	1/1-6/30	1	\$58,992	\$30,046	\$13,563	\$2,130	\$67,334	\$21,688	\$193,752
	3 21ME	FAE	OG	37112	7/1-12/31	1	\$58,992	\$30,046	\$13,563	\$2,130	\$67,334	\$21,688	\$193,752
	3 21ME	FAE	OG	37112 Total		2	\$117,984	\$60,092	\$27,126	\$4,260	\$134,667	\$43,375	\$387,505
	3 21ME	FC	OG	37112	1/1-6/30	0.5	\$33,834	\$17,232	\$7,779	\$1,065	\$38,616	\$12,419	\$110,944
	3 21ME	FC	OG	37112	7/1-12/31	0.5	\$33,834	\$17,232	\$7,779	\$1,065	\$38,616	\$12,419	\$110,944
	3 21ME	FC	OG	37112 Total		1	\$67,667	\$34,464	\$15,558	\$2,130	\$77,231	\$24,837	\$221,888
	3 21ME	FF II	OG	37112	1/1-6/30	1	\$51,492	\$26,226	\$11,839	\$2,130	\$58,777	\$18,965	\$169,429
	3 21ME	FF II	OG	37112	7/1-12/31	1	\$51,492	\$26,226	\$11,839	\$2,130	\$58,777	\$18,965	\$169,429
	3 21ME	FF II	OG	37112 Total		2	\$102,984	\$52,452	\$23,678	\$4,260	\$117,554	\$37,930	\$338,858
	3 66ME	FAE	OG	37101	1/1-6/30	0.5	\$29,496	\$15,023	\$6,782	\$1,065	\$33,667	\$10,844	\$96,876
	3 66ME	FAE	OG	37101	7/1-12/31	0.5	\$29,496	\$15,023	\$6,782	\$1,065	\$33,667	\$10,844	\$96,876
	3 66ME	FAE	OG	37101 Total		1	\$58,992	\$30,046	\$13,563	\$2,130	\$67,334	\$21,688	\$193,752
	3 66ME	FAE MEDIC	OG	37101	1/1-6/30	0.5	\$34,392	\$16,065	\$7,252	\$1,065	\$37,327	\$12,112	\$108,213
	3 66ME	FAE MEDIC	OG	37101	7/1-12/31	0.5	\$34,392	\$16,065	\$7,252	\$1,065	\$37,327	\$12,112	\$108,213
	3 66ME	FAE MEDIC	OG	37101 Total		1	\$68,783	\$32,130	\$14,504	\$2,130	\$74,655	\$24,225	\$216,426
	3 66ME	FC	OG	37101	1/1-6/30	0.5	\$33,834	\$17,232	\$7,779	\$1,065	\$38,616	\$12,419	\$110,944
	3 66ME	FC	OG	37101	7/1-12/31	0.5	\$33,834	\$17,232	\$7,779	\$1,065	\$38,616	\$12,419	\$110,944
	3 66ME	FC	OG	37101 Total		1	\$67,667	\$34,464	\$15,558	\$2,130	\$77,231	\$24,837	\$221,888
	3 66ME	FF II	OG	37101	1/1-6/30	1.5	\$77,238	\$39,339	\$17,758	\$3,195	\$88,166	\$28,448	\$254,143
	3 66ME	FF II	OG	37101	7/1-12/31	1.5	\$77,238	\$39,339	\$17,758	\$3,195	\$88,166	\$28,448	\$254,143
	3 66ME	FF II	OG	37101 Total		3	\$154,476	\$78,678	\$35,516	\$6,390	\$176,331	\$56,895	\$508,287
	3 66ME	FF II MEDIC	OG	37101	1/1-6/30	1	\$60,432	\$28,029	\$12,653	\$2,130	\$65,329	\$21,246	\$189,820
	3 66ME	FF II MEDIC	OG	37101	7/1-12/31	1	\$60,432	\$28,029	\$12,653	\$2,130	\$65,329	\$21,246	\$189,820
	3 66ME	FF II MEDIC	OG	37101 Total		2	\$120,864	\$56,058	\$25,305	\$4,260	\$130,659	\$42,493	\$379,639
	3 89ME	FAE	OG	37117	1/1-6/30	1	\$58,992	\$30,046	\$13,563	\$2,130	\$67,334	\$21,688	\$193,752
	3 89ME	FAE	OG	37117	7/1-12/31	1	\$58,992	\$30,046	\$13,563	\$2,130	\$67,334	\$21,688	\$193,752
	3 89ME	FAE	OG	37117 Total		2	\$117,984	\$60,092	\$27,126	\$4,260	\$134,667	\$43,375	\$387,505
	3 89ME	FC	OG	37117	1/1-6/30	0.5	\$33,834	\$17,232	\$7,779	\$1,065	\$38,616	\$12,419	\$110,944
	3 89ME	FC	OG	37117	7/1-12/31	0.5	\$33,834	\$17,232	\$7,779	\$1,065	\$38,616	\$12,419	\$110,944
	3 89ME	FC	OG	37117 Total		1	\$67,667	\$34,464	\$15,558	\$2,130	\$77,231	\$24,837	\$221,888
	3 89ME	FF II	OG	37117	1/1-6/30	1	\$51,492	\$26,226	\$11,839	\$2,130	\$58,777	\$18,965	\$169,429
	3 89ME	FF II	OG	37117	7/1-12/31	1	\$51,492	\$26,226	\$11,839	\$2,130	\$58,777	\$18,965	\$169,429
	3 89ME	FF II	OG	37117 Total		2	\$102,984	\$52,452	\$23,678	\$4,260	\$117,554	\$37,930	\$338,858

Exhibit D, Schedule A
Local Funded - State Resources
Fiscal Display
PRC 4142

BAT	STN	TITLE	DIV	PCA	PERIOD	Sum of PY	Sum of TOTAL BASE SALARY	Sum of TOTAL EDWC	Sum of TOTAL OT	Sum of TOTAL UNIFORM /OEE	Sum of BENEFITS	Sum of ADM CHG	Sum of GRAND TOTAL
3	89ME	FF II MEDIC	OG	37117	1/1-6/30	1.5	\$90,648	\$42,043	\$18,979	\$3,195	\$97,994	\$31,870	\$284,729
3	89ME	FF II MEDIC	OG	37117	7/1-12/31	1.5	\$90,648	\$42,043	\$18,979	\$3,195	\$97,994	\$31,870	\$284,729
3	89ME	FF II MEDIC	OG	37117 Total		3	\$181,296	\$84,087	\$37,958	\$6,390	\$195,988	\$63,739	\$569,459
4	.	BATT CHIEF	NW	37133	1/1-6/30	0.5	\$40,650	\$20,704	\$9,346	\$1,065	\$46,393	\$14,893	\$133,051
4	.	BATT CHIEF	NW	37133	7/1-12/31	0.5	\$40,650	\$20,704	\$9,346	\$1,065	\$46,393	\$14,893	\$133,051
4	.	BATT CHIEF	NW	37133 Total		1	\$81,301	\$41,408	\$18,692	\$2,130	\$92,785	\$29,786	\$266,102
4	47ME	FAE	NW	37133	1/1-6/30	1	\$58,992	\$30,046	\$13,563	\$2,130	\$67,334	\$21,688	\$193,752
4	47ME	FAE	NW	37133	7/1-12/31	1	\$58,992	\$30,046	\$13,563	\$2,130	\$67,334	\$21,688	\$193,752
4	47ME	FAE	NW	37133 Total		2	\$117,984	\$60,092	\$27,126	\$4,260	\$134,667	\$43,375	\$387,505
4	47ME	FC	NW	37133	1/1-6/30	1	\$67,667	\$34,464	\$15,558	\$2,130	\$77,231	\$24,837	\$221,888
4	47ME	FC	NW	37133	7/1-12/31	1	\$67,667	\$34,464	\$15,558	\$2,130	\$77,231	\$24,837	\$221,888
4	47ME	FC	NW	37133 Total		2	\$135,335	\$68,929	\$31,116	\$4,260	\$154,463	\$49,674	\$443,776
4	47ME	FF II MEDIC	NW	37133	1/1-6/30	1	\$60,432	\$28,029	\$12,653	\$2,130	\$65,329	\$21,246	\$189,820
4	47ME	FF II MEDIC	NW	37133	7/1-12/31	1	\$60,432	\$28,029	\$12,653	\$2,130	\$65,329	\$21,246	\$189,820
4	47ME	FF II MEDIC	NW	37133 Total		2	\$120,864	\$56,058	\$25,305	\$4,260	\$130,659	\$42,493	\$379,639
4	57ME	FAE	NW	37133	1/1-6/30	1	\$58,992	\$30,046	\$13,563	\$2,130	\$67,334	\$21,688	\$193,752
4	57ME	FAE	NW	37133	7/1-12/31	1	\$58,992	\$30,046	\$13,563	\$2,130	\$67,334	\$21,688	\$193,752
4	57ME	FAE	NW	37133 Total		2	\$117,984	\$60,092	\$27,126	\$4,260	\$134,667	\$43,375	\$387,505
4	57ME	FC	NW	37133	1/1-6/30	1	\$67,667	\$34,464	\$15,558	\$2,130	\$77,231	\$24,837	\$221,888
4	57ME	FC	NW	37133	7/1-12/31	1	\$67,667	\$34,464	\$15,558	\$2,130	\$77,231	\$24,837	\$221,888
4	57ME	FC	NW	37133 Total		2	\$135,335	\$68,929	\$31,116	\$4,260	\$154,463	\$49,674	\$443,776
4	57ME	FF II MEDIC	NW	37133	1/1-6/30	1	\$60,432	\$28,029	\$12,653	\$2,130	\$65,329	\$21,246	\$189,820
4	57ME	FF II MEDIC	NW	37133	7/1-12/31	1	\$60,432	\$28,029	\$12,653	\$2,130	\$65,329	\$21,246	\$189,820
4	57ME	FF II MEDIC	NW	37133 Total		2	\$120,864	\$56,058	\$25,305	\$4,260	\$130,659	\$42,493	\$379,639
4	FRE	FF II MEDIC	NW	37133	1/1-6/30	0.5	\$30,216	\$14,014	\$6,326	\$1,065	\$32,665	\$10,623	\$94,910
4	FRE	FF II MEDIC	NW	37133	7/1-12/31	0.5	\$30,216	\$14,014	\$6,326	\$1,065	\$32,665	\$10,623	\$94,910
4	FRE	FF II MEDIC	NW	37133 Total		1	\$60,432	\$28,029	\$12,653	\$2,130	\$65,329	\$21,246	\$189,820
4	FRME	FAE	NW	37133	1/1-6/30	0.5	\$29,496	\$15,023	\$6,782	\$1,065	\$33,667	\$10,844	\$96,876
4	FRME	FAE	NW	37133	7/1-12/31	0.5	\$29,496	\$15,023	\$6,782	\$1,065	\$33,667	\$10,844	\$96,876
4	FRME	FAE	NW	37133 Total		1	\$58,992	\$30,046	\$13,563	\$2,130	\$67,334	\$21,688	\$193,752
4	FRME	FC	NW	37133	1/1-6/30	0.5	\$33,834	\$17,232	\$7,779	\$1,065	\$38,616	\$12,419	\$110,944
4	FRME	FC	NW	37133	7/1-12/31	0.5	\$33,834	\$17,232	\$7,779	\$1,065	\$38,616	\$12,419	\$110,944
4	FRME	FC	NW	37133 Total		1	\$67,667	\$34,464	\$15,558	\$2,130	\$77,231	\$24,837	\$221,888
5	25ME	FAE	B	37115	1/1-6/30	1	\$58,992	\$30,046	\$13,563	\$2,130	\$67,334	\$21,688	\$193,752
5	25ME	FAE	B	37115	7/1-12/31	1	\$58,992	\$30,046	\$13,563	\$2,130	\$67,334	\$21,688	\$193,752
5	25ME	FAE	B	37115 Total		2	\$117,984	\$60,092	\$27,126	\$4,260	\$134,667	\$43,375	\$387,505
5	25ME	FF II	B	37115	1/1-6/30	0	\$0	\$0	\$0	\$0	\$0	\$0	\$0

Exhibit D, Schedule A
Local Funded - State Resources
Fiscal Display
PRC 4142

BAT	STN	TITLE	DIV	PCA	PERIOD	Sum of PY	Sum of TOTAL BASE SALARY	Sum of TOTAL EDWC	Sum of TOTAL OT	Sum of TOTAL UNIFORM/OEE	Sum of BENEFITS	Sum of ADM CHG	Sum of GRAND TOTAL
5	25ME	FF II	B	37115	7/1-12/31	0	\$0	\$0	\$0	\$0	\$0	\$0	\$0
5	25ME	FF II	B	37115 Total		0	\$0	\$0	\$0	\$0	\$0	\$0	\$0
5	78ME	FF II	B	37115	1/1-6/30	0.5	\$25,746	\$13,113	\$5,919	\$1,065	\$29,389	\$9,483	\$84,714
5	78ME	FF II	B	37115	7/1-12/31	0.5	\$25,746	\$13,113	\$5,919	\$1,065	\$29,389	\$9,483	\$84,714
5	78ME	FF II	B	37115 Total		1	\$51,492	\$26,226	\$11,839	\$2,130	\$58,777	\$18,965	\$169,429
5	78ME	FF II MEDIC	B	37115	1/1-6/30	1.5	\$90,648	\$42,043	\$18,979	\$3,195	\$97,994	\$31,870	\$284,729
5	78ME	FF II MEDIC	B	37115	7/1-12/31	1.5	\$90,648	\$42,043	\$18,979	\$3,195	\$97,994	\$31,870	\$284,729
5	78ME	FF II MEDIC	B	37115 Total		3	\$181,296	\$84,087	\$37,958	\$6,390	\$195,988	\$63,739	\$569,459
5	25MS	FAE	B	37115	1/1-6/30	1	\$58,992	\$30,046	\$13,563	\$2,130	\$67,334	\$21,688	\$193,752
5	25MS	FAE	B	37115	7/1-12/31	1	\$58,992	\$30,046	\$13,563	\$2,130	\$67,334	\$21,688	\$193,752
5	25MS	FAE	B	37115 Total		2	\$117,984	\$60,092	\$27,126	\$4,260	\$134,667	\$43,375	\$387,505
5	25MS	FAE MEDIC	B	37115	1/1-6/30	0.5	\$34,392	\$16,065	\$7,252	\$1,065	\$37,327	\$12,112	\$108,213
5	25MS	FAE MEDIC	B	37115	7/1-12/31	0.5	\$34,392	\$16,065	\$7,252	\$1,065	\$37,327	\$12,112	\$108,213
5	25MS	FAE MEDIC	B	37115 Total		1	\$68,783	\$32,130	\$14,504	\$2,130	\$74,655	\$24,225	\$216,426
5	25MS	FC	B	37115	1/1-6/30	0.5	\$33,834	\$17,232	\$7,779	\$1,065	\$38,616	\$12,419	\$110,944
5	25MS	FC	B	37115	7/1-12/31	0.5	\$33,834	\$17,232	\$7,779	\$1,065	\$38,616	\$12,419	\$110,944
5	25MS	FC	B	37115 Total		1	\$67,667	\$34,464	\$15,558	\$2,130	\$77,231	\$24,837	\$221,888
5	25MS	FF II MEDIC	B	37115	1/1-6/30	1	\$60,432	\$28,029	\$12,653	\$2,130	\$65,329	\$21,246	\$189,820
5	25MS	FF II MEDIC	B	37115	7/1-12/31	1	\$60,432	\$28,029	\$12,653	\$2,130	\$65,329	\$21,246	\$189,820
5	25MS	FF II MEDIC	B	37115 Total		2	\$120,864	\$56,058	\$25,305	\$4,260	\$130,659	\$42,493	\$379,639
6	32ME	FAE	I/ED	37108	1/1-6/30	0.5	\$29,496	\$15,023	\$6,782	\$1,065	\$33,667	\$10,844	\$96,876
6	32ME	FAE	I/ED	37108	7/1-12/31	0.5	\$29,496	\$15,023	\$6,782	\$1,065	\$33,667	\$10,844	\$96,876
6	32ME	FAE	I/ED	37108 Total		1	\$58,992	\$30,046	\$13,563	\$2,130	\$67,334	\$21,688	\$193,752
6	32ME	FC	I/ED	37108	1/1-6/30	0.5	\$33,834	\$17,232	\$7,779	\$1,065	\$38,616	\$12,419	\$110,944
6	32ME	FC	I/ED	37108	7/1-12/31	0.5	\$33,834	\$17,232	\$7,779	\$1,065	\$38,616	\$12,419	\$110,944
6	32ME	FC	I/ED	37108 Total		1	\$67,667	\$34,464	\$15,558	\$2,130	\$77,231	\$24,837	\$221,888
6	32ME	FF II	I/ED	37108	1/1-6/30	1	\$51,492	\$26,226	\$11,839	\$2,130	\$58,777	\$18,965	\$169,429
6	32ME	FF II	I/ED	37108	7/1-12/31	1	\$51,492	\$26,226	\$11,839	\$2,130	\$58,777	\$18,965	\$169,429
6	32ME	FF II	I/ED	37108 Total		2	\$102,984	\$52,452	\$23,678	\$4,260	\$117,554	\$37,930	\$338,858
6	32ME	FF II MEDIC	I/ED	37108	1/1-6/30	1	\$60,432	\$28,029	\$12,653	\$2,130	\$65,329	\$21,246	\$189,820
6	32ME	FF II MEDIC	I/ED	37108	7/1-12/31	1	\$60,432	\$28,029	\$12,653	\$2,130	\$65,329	\$21,246	\$189,820
6	32ME	FF II MEDIC	I/ED	37108 Total		2	\$120,864	\$56,058	\$25,305	\$4,260	\$130,659	\$42,493	\$379,639
6	70ME	FAE	I/ED	37108	1/1-6/30	0.5	\$29,496	\$15,023	\$6,782	\$1,065	\$33,667	\$10,844	\$96,876
6	70ME	FAE	I/ED	37108	7/1-12/31	0.5	\$29,496	\$15,023	\$6,782	\$1,065	\$33,667	\$10,844	\$96,876
6	70ME	FAE	I/ED	37108 Total		1	\$58,992	\$30,046	\$13,563	\$2,130	\$67,334	\$21,688	\$193,752
6	70ME	FC	I/ED	37108	1/1-6/30	0.5	\$33,834	\$17,232	\$7,779	\$1,065	\$38,616	\$12,419	\$110,944
6	70ME	FC	I/ED	37108	7/1-12/31	0.5	\$33,834	\$17,232	\$7,779	\$1,065	\$38,616	\$12,419	\$110,944

Exhibit D, Schedule A
Local Funded - State Resources
Fiscal Display
PRC 4142

BAT	STN	TITLE	DIV	PCA	PERIOD	Sum of PY	Sum of TOTAL BASE SALARY	Sum of TOTAL EDWC	Sum of TOTAL OT	Sum of TOTAL UNIFORM /OEE	Sum of BENEFITS	Sum of ADM CHG	Sum of GRAND TOTAL
	6 70ME	FC	I/ED	37108 Total		1	\$67,667	\$34,464	\$15,558	\$2,130	\$77,231	\$24,837	\$221,888
	6 70ME	FF II	I/ED	37108	1/1-6/30	1	\$51,492	\$26,226	\$11,839	\$2,130	\$58,777	\$18,965	\$169,429
	6 70ME	FF II	I/ED	37108	7/1-12/31	1	\$51,492	\$26,226	\$11,839	\$2,130	\$58,777	\$18,965	\$169,429
	6 70ME	FF II	I/ED	37108 Total		2	\$102,984	\$52,452	\$23,678	\$4,260	\$117,554	\$37,930	\$338,858
	6 70ME	FF II MEDIC	I/ED	37108	1/1-6/30	1	\$60,432	\$28,029	\$12,653	\$2,130	\$65,329	\$21,246	\$189,820
	6 70ME	FF II MEDIC	I/ED	37108	7/1-12/31	1	\$60,432	\$28,029	\$12,653	\$2,130	\$65,329	\$21,246	\$189,820
	6 70ME	FF II MEDIC	I/ED	37108 Total		2	\$120,864	\$56,058	\$25,305	\$4,260	\$130,659	\$42,493	\$379,639
	6 79ME	FAE	I/ED	37111	1/1-6/30	1	\$58,992	\$30,046	\$13,563	\$2,130	\$67,334	\$21,688	\$193,752
	6 79ME	FAE	I/ED	37111	7/1-12/31	1	\$58,992	\$30,046	\$13,563	\$2,130	\$67,334	\$21,688	\$193,752
	6 79ME	FAE	I/ED	37111 Total		2	\$117,984	\$60,092	\$27,126	\$4,260	\$134,667	\$43,375	\$387,505
	6 79ME	FAE MEDIC	I/ED	37111	1/1-6/30	0.5	\$34,392	\$16,065	\$7,252	\$1,065	\$37,327	\$12,112	\$108,213
	6 79ME	FAE MEDIC	I/ED	37111	7/1-12/31	0.5	\$34,392	\$16,065	\$7,252	\$1,065	\$37,327	\$12,112	\$108,213
	6 79ME	FAE MEDIC	I/ED	37111 Total		1	\$68,783	\$32,130	\$14,504	\$2,130	\$74,655	\$24,225	\$216,426
	6 79ME	FC	I/ED	37111	1/1-6/30	1.5	\$101,501	\$51,697	\$23,337	\$3,195	\$115,847	\$37,256	\$332,832
	6 79ME	FC	I/ED	37111	7/1-12/31	1.5	\$101,501	\$51,697	\$23,337	\$3,195	\$115,847	\$37,256	\$332,832
	6 79ME	FC	I/ED	37111 Total		3	\$203,002	\$103,393	\$46,673	\$6,390	\$231,694	\$74,511	\$665,664
	6 79ME	FF II	I/ED	37111	1/1-6/30	0.5	\$25,746	\$13,113	\$5,919	\$1,065	\$29,389	\$9,483	\$84,714
	6 79ME	FF II	I/ED	37111	7/1-12/31	0.5	\$25,746	\$13,113	\$5,919	\$1,065	\$29,389	\$9,483	\$84,714
	6 79ME	FF II	I/ED	37111 Total		1	\$51,492	\$26,226	\$11,839	\$2,130	\$58,777	\$18,965	\$169,429
	6 79ME	FF II MEDIC	I/ED	37111	1/1-6/30	2	\$120,864	\$56,058	\$25,305	\$4,260	\$130,659	\$42,493	\$379,639
	6 79ME	FF II MEDIC	I/ED	37111	7/1-12/31	2	\$120,864	\$56,058	\$25,305	\$4,260	\$130,659	\$42,493	\$379,639
	6 79ME	FF II MEDIC	I/ED	37111 Total		4	\$241,728	\$112,116	\$50,611	\$8,520	\$261,318	\$84,986	\$759,278
	6 79MS	FAE	I/ED	37111	(blank)	0	\$0	\$0	\$0	\$0	\$0	\$0	\$0
	6 79MS	FAE	I/ED	37111 Total		0	\$0	\$0	\$0	\$0	\$0	\$0	\$0
	6 79MS	FAE MEDIC	I/ED	37111	(blank)	0	\$0	\$0	\$0	\$0	\$0	\$0	\$0
	6 79MS	FAE MEDIC	I/ED	37111 Total		0	\$0	\$0	\$0	\$0	\$0	\$0	\$0
	6 79MS	FF II MEDIC	I/ED	37111	(blank)	0	\$0	\$0	\$0	\$0	\$0	\$0	\$0
	6 79MS	FF II MEDIC	I/ED	37111 Total		0	\$0	\$0	\$0	\$0	\$0	\$0	\$0
	6 93ME	FAE MEDIC	I/ED	37108	1/1-6/30	0.5	\$34,392	\$16,065	\$7,252	\$1,065	\$37,327	\$12,112	\$108,213
	6 93ME	FAE MEDIC	I/ED	37108	7/1-12/31	0.5	\$34,392	\$16,065	\$7,252	\$1,065	\$37,327	\$12,112	\$108,213
	6 93ME	FAE MEDIC	I/ED	37108 Total		1	\$68,783	\$32,130	\$14,504	\$2,130	\$74,655	\$24,225	\$216,426
	6 93ME	FC	I/ED	37108	1/1-6/30	0.5	\$33,834	\$17,232	\$7,779	\$1,065	\$38,616	\$12,419	\$110,944
	6 93ME	FC	I/ED	37108	7/1-12/31	0.5	\$33,834	\$17,232	\$7,779	\$1,065	\$38,616	\$12,419	\$110,944
	6 93ME	FC	I/ED	37108 Total		1	\$67,667	\$34,464	\$15,558	\$2,130	\$77,231	\$24,837	\$221,888
	6 93ME	FF II	I/ED	37108	1/1-6/30	1	\$51,492	\$26,226	\$11,839	\$2,130	\$58,777	\$18,965	\$169,429
	6 93ME	FF II	I/ED	37108	7/1-12/31	1	\$51,492	\$26,226	\$11,839	\$2,130	\$58,777	\$18,965	\$169,429
	6 93ME	FF II	I/ED	37108 Total		2	\$102,984	\$52,452	\$23,678	\$4,260	\$117,554	\$37,930	\$338,858

Exhibit D, Schedule A
Local Funded - State Resources
Fiscal Display
PRC 4142

BAT	STN	TITLE	DIV	PCA	PERIOD	Sum of PY	Sum of TOTAL BASE SALARY	Sum of TOTAL EDWC	Sum of TOTAL OT	Sum of TOTAL UNIFORM /OEE	Sum of BENEFITS	Sum of ADM CHG	Sum of GRAND TOTAL
6	93ME	FF II MEDIC	I/ED	37108	1/1-6/30	1	\$60,432	\$28,029	\$12,653	\$2,130	\$65,329	\$21,246	\$189,820
6	93ME	FF II MEDIC	I/ED	37108	7/1-12/31	1	\$60,432	\$28,029	\$12,653	\$2,130	\$65,329	\$21,246	\$189,820
6	93ME	FF II MEDIC	I/ED	37108 Total		2	\$120,864	\$56,058	\$25,305	\$4,260	\$130,659	\$42,493	\$379,639
6	FRME	FAE MEDIC	I/ED	37108	1/1-6/30	0.5	\$34,392	\$16,065	\$7,252	\$1,065	\$37,327	\$12,112	\$108,213
6	FRME	FAE MEDIC	I/ED	37108	7/1-12/31	0.5	\$34,392	\$16,065	\$7,252	\$1,065	\$37,327	\$12,112	\$108,213
6	FRME	FAE MEDIC	I/ED	37108 Total		1	\$68,783	\$32,130	\$14,504	\$2,130	\$74,655	\$24,225	\$216,426
6	FRME	FF II MEDIC	I/ED	37108	1/1-6/30	1	\$60,432	\$28,029	\$12,653	\$2,130	\$65,329	\$21,246	\$189,820
6	FRME	FF II MEDIC	I/ED	37108	7/1-12/31	1	\$60,432	\$28,029	\$12,653	\$2,130	\$65,329	\$21,246	\$189,820
6	FRME	FF II MEDIC	I/ED	37108 Total		2	\$120,864	\$56,058	\$25,305	\$4,260	\$130,659	\$42,493	\$379,639
6	VRME	FAE	I/ED	37108	1/1-6/30	0.5	\$29,496	\$15,023	\$6,782	\$1,065	\$33,667	\$10,844	\$96,876
6	VRME	FAE	I/ED	37108	7/1-12/31	0.5	\$29,496	\$15,023	\$6,782	\$1,065	\$33,667	\$10,844	\$96,876
6	VRME	FAE	I/ED	37108 Total		1	\$58,992	\$30,046	\$13,563	\$2,130	\$67,334	\$21,688	\$193,752
6	VRME	FAE MEDIC	I/ED	37108	1/1-6/30	0.5	\$34,392	\$16,065	\$7,252	\$1,065	\$37,327	\$12,112	\$108,213
6	VRME	FAE MEDIC	I/ED	37108	7/1-12/31	0.5	\$34,392	\$16,065	\$7,252	\$1,065	\$37,327	\$12,112	\$108,213
6	VRME	FAE MEDIC	I/ED	37108 Total		1	\$68,783	\$32,130	\$14,504	\$2,130	\$74,655	\$24,225	\$216,426
6	VRME	FF II MEDIC	I/ED	37108	1/1-6/30	0.5	\$30,216	\$14,014	\$6,326	\$1,065	\$32,665	\$10,623	\$94,910
6	VRME	FF II MEDIC	I/ED	37108	7/1-12/31	0.5	\$30,216	\$14,014	\$6,326	\$1,065	\$32,665	\$10,623	\$94,910
6	VRME	FF II MEDIC	I/ED	37108 Total		1	\$60,432	\$28,029	\$12,653	\$2,130	\$65,329	\$21,246	\$189,820
7	80AMB	FF II MEDIC	I/ED	37136	1/1-6/30	2	\$120,864	\$56,058	\$25,305	\$4,260	\$130,659	\$42,493	\$379,639
7	80AMB	FF II MEDIC	I/ED	37136	7/1-12/31	2	\$120,864	\$56,058	\$25,305	\$4,260	\$130,659	\$42,493	\$379,639
7	80AMB	FF II MEDIC	I/ED	37136 Total		4	\$241,728	\$112,116	\$50,611	\$8,520	\$261,318	\$84,986	\$759,278
7	80ME	FAE	I/ED	37116	1/1-6/30	0.5	\$29,496	\$15,023	\$6,782	\$1,065	\$33,667	\$10,844	\$96,876
7	80ME	FAE	I/ED	37116	7/1-12/31	0.5	\$29,496	\$15,023	\$6,782	\$1,065	\$33,667	\$10,844	\$96,876
7	80ME	FAE	I/ED	37116 Total		1	\$58,992	\$30,046	\$13,563	\$2,130	\$67,334	\$21,688	\$193,752
7	80ME	FC MEDIC	I/ED	37116	1/1-6/30	0.5	\$39,177	\$18,426	\$8,318	\$1,065	\$42,686	\$13,823	\$123,495
7	80ME	FC MEDIC	I/ED	37116	7/1-12/31	0.5	\$39,177	\$18,426	\$8,318	\$1,065	\$42,686	\$13,823	\$123,495
7	80ME	FC MEDIC	I/ED	37116 Total		1	\$78,355	\$36,852	\$16,635	\$2,130	\$85,372	\$27,646	\$246,989
7	80ME	FF II	I/ED	37116	1/1-6/30	1	\$51,492	\$26,226	\$11,839	\$2,130	\$58,777	\$18,965	\$169,429
7	80ME	FF II	I/ED	37116	7/1-12/31	1	\$51,492	\$26,226	\$11,839	\$2,130	\$58,777	\$18,965	\$169,429
7	80ME	FF II	I/ED	37116 Total		2	\$102,984	\$52,452	\$23,678	\$4,260	\$117,554	\$37,930	\$338,858
7	80ME	FF II MEDIC	I/ED	37116	1/1-6/30	1	\$60,432	\$28,029	\$12,653	\$2,130	\$65,329	\$21,246	\$189,820
7	80ME	FF II MEDIC	I/ED	37116	7/1-12/31	1	\$60,432	\$28,029	\$12,653	\$2,130	\$65,329	\$21,246	\$189,820
7	80ME	FF II MEDIC	I/ED	37116 Total		2	\$120,864	\$56,058	\$25,305	\$4,260	\$130,659	\$42,493	\$379,639
7	86AMB	FF II MEDIC	I/ED	37136	1/1-6/30	2	\$120,864	\$56,058	\$25,305	\$4,260	\$130,659	\$42,493	\$379,639
7	86AMB	FF II MEDIC	I/ED	37136	7/1-12/31	2	\$120,864	\$56,058	\$25,305	\$4,260	\$130,659	\$42,493	\$379,639
7	86AMB	FF II MEDIC	I/ED	37136 Total		4	\$241,728	\$112,116	\$50,611	\$8,520	\$261,318	\$84,986	\$759,278
7	86ME	FAE	I/ED	37116	1/1-6/30	0.5	\$29,496	\$15,023	\$6,782	\$1,065	\$33,667	\$10,844	\$96,876

Exhibit D, Schedule A
Local Funded - State Resources
Fiscal Display
PRC 4142

BAT	STN	TITLE	DIV	PCA	PERIOD	Sum of PY	Sum of TOTAL BASE SALARY	Sum of TOTAL EDWC	Sum of TOTAL OT	Sum of TOTAL UNIFORM /OEE	Sum of BENEFITS	Sum of ADM CHG	Sum of GRAND TOTAL
7	86ME	FAE	I/ED	37116	7/1-12/31	0.5	\$29,496	\$15,023	\$6,782	\$1,065	\$33,667	\$10,844	\$96,876
7	86ME	FAE	I/ED	37116 Total		1	\$58,992	\$30,046	\$13,563	\$2,130	\$67,334	\$21,688	\$193,752
7	86ME	FC MEDIC	I/ED	37116	1/1-6/30	0.5	\$39,177	\$18,426	\$8,318	\$1,065	\$42,686	\$13,823	\$123,495
7	86ME	FC MEDIC	I/ED	37116	7/1-12/31	0.5	\$39,177	\$18,426	\$8,318	\$1,065	\$42,686	\$13,823	\$123,495
7	86ME	FC MEDIC	I/ED	37116 Total		1	\$78,355	\$36,852	\$16,635	\$2,130	\$85,372	\$27,646	\$246,989
7	86ME	FF II	I/ED	37116	1/1-6/30	1	\$51,492	\$26,226	\$11,839	\$2,130	\$58,777	\$18,965	\$169,429
7	86ME	FF II	I/ED	37116	7/1-12/31	1	\$51,492	\$26,226	\$11,839	\$2,130	\$58,777	\$18,965	\$169,429
7	86ME	FF II	I/ED	37116 Total		2	\$102,984	\$52,452	\$23,678	\$4,260	\$117,554	\$37,930	\$338,858
7	86ME	FF II MEDIC	I/ED	37116	1/1-6/30	1	\$60,432	\$28,029	\$12,653	\$2,130	\$65,329	\$21,246	\$189,820
7	86ME	FF II MEDIC	I/ED	37116	7/1-12/31	1	\$60,432	\$28,029	\$12,653	\$2,130	\$65,329	\$21,246	\$189,820
7	86ME	FF II MEDIC	I/ED	37116 Total		2	\$120,864	\$56,058	\$25,305	\$4,260	\$130,659	\$42,493	\$379,639
7	86T	FAE	I/ED	37116	1/1-6/30	0.35	\$20,647	\$10,516	\$4,747	\$746	\$23,567	\$7,591	\$67,813
7	86T	FAE	I/ED	37116	7/1-12/31	0.35	\$20,647	\$10,516	\$4,747	\$746	\$23,567	\$7,591	\$67,813
7	86T	FAE	I/ED	37116 Total		0.7	\$41,294	\$21,032	\$9,494	\$1,491	\$47,134	\$15,181	\$135,627
7	86T	FAE	I/ED	37122	1/1-6/30	1.15	\$67,841	\$34,553	\$15,598	\$2,450	\$77,434	\$24,941	\$222,815
7	86T	FAE	I/ED	37122	7/1-12/31	1.15	\$67,841	\$34,553	\$15,598	\$2,450	\$77,434	\$24,941	\$222,815
7	86T	FAE	I/ED	37122 Total		2.3	\$135,682	\$69,105	\$31,195	\$4,899	\$154,867	\$49,882	\$445,631
7	86T	FC	I/ED	37116	1/1-6/30	0.35	\$23,684	\$12,063	\$5,445	\$746	\$27,031	\$8,693	\$77,661
7	86T	FC	I/ED	37116	7/1-12/31	0.35	\$23,684	\$12,063	\$5,445	\$746	\$27,031	\$8,693	\$77,661
7	86T	FC	I/ED	37116 Total		0.7	\$47,367	\$24,125	\$10,890	\$1,491	\$54,062	\$17,386	\$155,322
7	86T	FC	I/ED	37122	1/1-6/30	1.15	\$77,818	\$39,634	\$17,891	\$2,450	\$88,816	\$28,563	\$255,171
7	86T	FC	I/ED	37122	7/1-12/31	1.15	\$77,818	\$39,634	\$17,891	\$2,450	\$88,816	\$28,563	\$255,171
7	86T	FC	I/ED	37122 Total		2.3	\$155,635	\$79,268	\$35,783	\$4,899	\$177,632	\$57,125	\$510,342
7	86T	FF II	I/ED	37116	1/1-6/30	0.5	\$25,746	\$13,113	\$5,919	\$1,065	\$29,389	\$9,483	\$84,714
7	86T	FF II	I/ED	37116	7/1-12/31	0.5	\$25,746	\$13,113	\$5,919	\$1,065	\$29,389	\$9,483	\$84,714
7	86T	FF II	I/ED	37116 Total		1	\$51,492	\$26,226	\$11,839	\$2,130	\$58,777	\$18,965	\$169,429
7	86T	FF II	I/ED	37122	1/1-6/30	1	\$51,492	\$26,226	\$11,839	\$2,130	\$58,777	\$18,965	\$169,429
7	86T	FF II	I/ED	37122	7/1-12/31	1	\$51,492	\$26,226	\$11,839	\$2,130	\$58,777	\$18,965	\$169,429
7	86T	FF II	I/ED	37122 Total		2	\$102,984	\$52,452	\$23,678	\$4,260	\$117,554	\$37,930	\$338,858
7	87ME	FAE MEDIC	I/ED	37116	1/1-6/30	0.5	\$34,392	\$16,065	\$7,252	\$1,065	\$37,327	\$12,112	\$108,213
7	87ME	FAE MEDIC	I/ED	37116	7/1-12/31	0.5	\$34,392	\$16,065	\$7,252	\$1,065	\$37,327	\$12,112	\$108,213
7	87ME	FAE MEDIC	I/ED	37116 Total		1	\$68,783	\$32,130	\$14,504	\$2,130	\$74,655	\$24,225	\$216,426
7	87ME	FC	I/ED	37116	1/1-6/30	0.5	\$33,834	\$17,232	\$7,779	\$1,065	\$38,616	\$12,419	\$110,944
7	87ME	FC	I/ED	37116	7/1-12/31	0.5	\$33,834	\$17,232	\$7,779	\$1,065	\$38,616	\$12,419	\$110,944
7	87ME	FC	I/ED	37116 Total		1	\$67,667	\$34,464	\$15,558	\$2,130	\$77,231	\$24,837	\$221,888
7	87ME	FF II	I/ED	37116	1/1-6/30	1	\$51,492	\$26,226	\$11,839	\$2,130	\$58,777	\$18,965	\$169,429
7	87ME	FF II	I/ED	37116	7/1-12/31	1	\$51,492	\$26,226	\$11,839	\$2,130	\$58,777	\$18,965	\$169,429

Exhibit D, Schedule A
Local Funded - State Resources
Fiscal Display
PRC 4142

BAT	STN	TITLE	DIV	PCA	PERIOD	Sum of PY	Sum of TOTAL BASE SALARY	Sum of TOTAL EDWC	Sum of TOTAL OT	Sum of TOTAL UNIFORM /OEE	Sum of BENEFITS	Sum of ADM CHG	Sum of GRAND TOTAL	
	7	87ME	FF II	VED	37116 Total	2	\$102,984	\$52,452	\$23,678	\$4,260	\$117,554	\$37,930	\$338,858	
	7	87ME	FF II MEDIC	VED	37116	1/1-6/30	1	\$60,432	\$28,029	\$12,653	\$2,130	\$65,329	\$21,246	\$189,820
	7	87ME	FF II MEDIC	VED	37116	7/1-12/31	1	\$60,432	\$28,029	\$12,653	\$2,130	\$65,329	\$21,246	\$189,820
	7	87ME	FF II MEDIC	VED	37116 Total	2	\$120,864	\$56,058	\$25,305	\$4,260	\$130,659	\$42,493	\$379,639	
	7	88AMB	FF II MEDIC	VED	37136	1/1-6/30	2	\$120,864	\$56,058	\$25,305	\$4,260	\$130,659	\$42,493	\$379,639
	7	88AMB	FF II MEDIC	VED	37136	7/1-12/31	2	\$120,864	\$56,058	\$25,305	\$4,260	\$130,659	\$42,493	\$379,639
	7	88AMB	FF II MEDIC	VED	37136 Total	4	\$241,728	\$112,116	\$50,611	\$8,520	\$261,318	\$84,986	\$759,278	
	7	88ME	FAE MEDIC	VED	37116	1/1-6/30	0.5	\$34,392	\$16,065	\$7,252	\$1,065	\$37,327	\$12,112	\$108,213
	7	88ME	FAE MEDIC	VED	37116	7/1-12/31	0.5	\$34,392	\$16,065	\$7,252	\$1,065	\$37,327	\$12,112	\$108,213
	7	88ME	FAE MEDIC	VED	37116 Total	1	\$68,783	\$32,130	\$14,504	\$2,130	\$74,655	\$24,225	\$216,426	
	7	88ME	FC	VED	37116	1/1-6/30	0.5	\$33,834	\$17,232	\$7,779	\$1,065	\$38,616	\$12,419	\$110,944
	7	88ME	FC	VED	37116	7/1-12/31	0.5	\$33,834	\$17,232	\$7,779	\$1,065	\$38,616	\$12,419	\$110,944
	7	88ME	FC	VED	37116 Total	1	\$67,667	\$34,464	\$15,558	\$2,130	\$77,231	\$24,837	\$221,888	
	7	88ME	FF II	VED	37116	1/1-6/30	1	\$51,492	\$26,226	\$11,839	\$2,130	\$58,777	\$18,965	\$169,429
	7	88ME	FF II	VED	37116	7/1-12/31	1	\$51,492	\$26,226	\$11,839	\$2,130	\$58,777	\$18,965	\$169,429
	7	88ME	FF II	VED	37116 Total	2	\$102,984	\$52,452	\$23,678	\$4,260	\$117,554	\$37,930	\$338,858	
	7	88ME	FF II MEDIC	VED	37116	1/1-6/30	1	\$60,432	\$28,029	\$12,653	\$2,130	\$65,329	\$21,246	\$189,820
	7	88ME	FF II MEDIC	VED	37116	7/1-12/31	1	\$60,432	\$28,029	\$12,653	\$2,130	\$65,329	\$21,246	\$189,820
	7	88ME	FF II MEDIC	VED	37116 Total	2	\$120,864	\$56,058	\$25,305	\$4,260	\$130,659	\$42,493	\$379,639	
	7	FM	FC	ADM	37116	1/1-6/30	0.5	\$33,834	\$17,232	\$7,779	\$1,065	\$38,616	\$12,419	\$110,944
	7	FM	FC	ADM	37116	7/1-12/31	0.5	\$33,834	\$17,232	\$7,779	\$1,065	\$38,616	\$12,419	\$110,944
	7	FM	FC	ADM	37116 Total	1	\$67,667	\$34,464	\$15,558	\$2,130	\$77,231	\$24,837	\$221,888	
	7	FRAMB	FF II MEDIC	VED	37136	1/1-6/30	1	\$60,432	\$28,029	\$12,653	\$2,130	\$65,329	\$21,246	\$189,820
	7	FRAMB	FF II MEDIC	VED	37136	7/1-12/31	1	\$60,432	\$28,029	\$12,653	\$2,130	\$65,329	\$21,246	\$189,820
	7	FRAMB	FF II MEDIC	VED	37136 Total	2	\$120,864	\$56,058	\$25,305	\$4,260	\$130,659	\$42,493	\$379,639	
	7	FRME	FAE	VED	37116	1/1-6/30	0.5	\$29,496	\$15,023	\$6,782	\$1,065	\$33,667	\$10,844	\$96,876
	7	FRME	FAE	VED	37116	7/1-12/31	0.5	\$29,496	\$15,023	\$6,782	\$1,065	\$33,667	\$10,844	\$96,876
	7	FRME	FAE	VED	37116 Total	1	\$58,992	\$30,046	\$13,563	\$2,130	\$67,334	\$21,688	\$193,752	
	7	FRME	FF II MEDIC	VED	37116	1/1-6/30	1	\$60,432	\$28,029	\$12,653	\$2,130	\$65,329	\$21,246	\$189,820
	7	FRME	FF II MEDIC	VED	37116	7/1-12/31	1	\$60,432	\$28,029	\$12,653	\$2,130	\$65,329	\$21,246	\$189,820
	7	FRME	FF II MEDIC	VED	37116 Total	2	\$120,864	\$56,058	\$25,305	\$4,260	\$130,659	\$42,493	\$379,639	
	7	VRAMB	FF II MEDIC	VED	37136	1/1-6/30	0.5	\$30,216	\$14,014	\$6,326	\$1,065	\$32,665	\$10,623	\$94,910
	7	VRAMB	FF II MEDIC	VED	37136	7/1-12/31	0.5	\$30,216	\$14,014	\$6,326	\$1,065	\$32,665	\$10,623	\$94,910
	7	VRAMB	FF II MEDIC	VED	37136 Total	1	\$60,432	\$28,029	\$12,653	\$2,130	\$65,329	\$21,246	\$189,820	
	7	VRME	FAE	VED	37116	1/1-6/30	1	\$58,992	\$30,046	\$13,563	\$2,130	\$67,334	\$21,688	\$193,752
	7	VRME	FAE	VED	37116	7/1-12/31	1	\$58,992	\$30,046	\$13,563	\$2,130	\$67,334	\$21,688	\$193,752
	7	VRME	FAE	VED	37116 Total	2	\$117,984	\$60,092	\$27,126	\$4,260	\$134,667	\$43,375	\$387,505	

Exhibit D, Schedule A
Local Funded - State Resources
Fiscal Display
PRC 4142

BAT	STN	TITLE	DIV	PCA	PERIOD	Sum of PY	Sum of TOTAL BASE SALARY	Sum of TOTAL EDWC	Sum of TOTAL OT	Sum of TOTAL UNIFORM /OEE	Sum of BENEFITS	Sum of ADM CHG	Sum of GRAND TOTAL
7	VRME	FF II MEDIC	I/ED	37116	1/1-6/30	1	\$60,432	\$28,029	\$12,653	\$2,130	\$65,329	\$21,246	\$189,820
7	VRME	FF II MEDIC	I/ED	37116	7/1-12/31	1	\$60,432	\$28,029	\$12,653	\$2,130	\$65,329	\$21,246	\$189,820
7	VRME	FF II MEDIC	I/ED	37116 Total		2	\$120,864	\$56,058	\$25,305	\$4,260	\$130,659	\$42,493	\$379,639
7	86MT	FF II MEDIC	I/ED	37122	1/1-6/30	1.5	\$90,648	\$42,043	\$18,979	\$3,195	\$97,994	\$31,870	\$284,729
7	86MT	FF II MEDIC	I/ED	37122	7/1-12/31	1.5	\$90,648	\$42,043	\$18,979	\$3,195	\$97,994	\$31,870	\$284,729
7	86MT	FF II MEDIC	I/ED	37122 Total		3	\$181,296	\$84,087	\$37,958	\$6,390	\$195,988	\$63,739	\$569,459
9	2	FAE	MV	37104	1/1-6/30	0.5	\$29,496	\$15,023	\$6,782	\$1,065	\$33,667	\$10,844	\$96,876
9	2	FAE	MV	37104	7/1-12/31	0.5	\$29,496	\$15,023	\$6,782	\$1,065	\$33,667	\$10,844	\$96,876
9	2	FAE	MV	37104 Total		1	\$58,992	\$30,046	\$13,563	\$2,130	\$67,334	\$21,688	\$193,752
9	2	FAE MEDIC	MV	37104	1/1-6/30	0.5	\$34,392	\$16,065	\$7,252	\$1,065	\$37,327	\$12,112	\$108,213
9	2	FAE MEDIC	MV	37104	7/1-12/31	0.5	\$34,392	\$16,065	\$7,252	\$1,065	\$37,327	\$12,112	\$108,213
9	2	FAE MEDIC	MV	37104 Total		1	\$68,783	\$32,130	\$14,504	\$2,130	\$74,655	\$24,225	\$216,426
9	2	FC	MV	37104	1/1-6/30	1	\$67,667	\$34,464	\$15,558	\$2,130	\$77,231	\$24,837	\$221,888
9	2	FC	MV	37104	7/1-12/31	1	\$67,667	\$34,464	\$15,558	\$2,130	\$77,231	\$24,837	\$221,888
9	2	FC	MV	37104 Total		2	\$135,335	\$68,929	\$31,116	\$4,260	\$154,463	\$49,674	\$443,776
9	2	FF II MEDIC	MV	37104	1/1-6/30	1	\$60,432	\$28,029	\$12,653	\$2,130	\$65,329	\$21,246	\$189,820
9	2	FF II MEDIC	MV	37104	7/1-12/31	1	\$60,432	\$28,029	\$12,653	\$2,130	\$65,329	\$21,246	\$189,820
9	2	FF II MEDIC	MV	37104 Total		2	\$120,864	\$56,058	\$25,305	\$4,260	\$130,659	\$42,493	\$379,639
9	6	FAE	MV	37104	1/1-6/30	1.5	\$88,488	\$45,069	\$20,345	\$3,195	\$101,001	\$32,532	\$290,629
9	6	FAE	MV	37104	7/1-12/31	1.5	\$88,488	\$45,069	\$20,345	\$3,195	\$101,001	\$32,532	\$290,629
9	6	FAE	MV	37104 Total		3	\$176,976	\$90,137	\$40,690	\$6,390	\$202,001	\$65,063	\$581,257
9	6	FAE MEDIC	MV	37104	1/1-6/30	0.5	\$34,392	\$16,065	\$7,252	\$1,065	\$37,327	\$12,112	\$108,213
9	6	FAE MEDIC	MV	37104	7/1-12/31	0.5	\$34,392	\$16,065	\$7,252	\$1,065	\$37,327	\$12,112	\$108,213
9	6	FAE MEDIC	MV	37104 Total		1	\$68,783	\$32,130	\$14,504	\$2,130	\$74,655	\$24,225	\$216,426
9	6	FC	MV	37104	1/1-6/30	1	\$67,667	\$34,464	\$15,558	\$2,130	\$77,231	\$24,837	\$221,888
9	6	FC	MV	37104	7/1-12/31	1	\$67,667	\$34,464	\$15,558	\$2,130	\$77,231	\$24,837	\$221,888
9	6	FC	MV	37104 Total		2	\$135,335	\$68,929	\$31,116	\$4,260	\$154,463	\$49,674	\$443,776
9	6	FF II MEDIC	MV	37104	1/1-6/30	2.5	\$151,080	\$70,072	\$31,632	\$5,325	\$163,324	\$53,116	\$474,549
9	6	FF II MEDIC	MV	37104	7/1-12/31	2.5	\$151,080	\$70,072	\$31,632	\$5,325	\$163,324	\$53,116	\$474,549
9	6	FF II MEDIC	MV	37104 Total		5	\$302,160	\$140,145	\$63,264	\$10,650	\$326,647	\$106,232	\$949,098
9	48	FAE	MV	37104	1/1-6/30	1	\$58,992	\$30,046	\$13,563	\$2,130	\$67,334	\$21,688	\$193,752
9	48	FAE	MV	37104	7/1-12/31	1	\$58,992	\$30,046	\$13,563	\$2,130	\$67,334	\$21,688	\$193,752
9	48	FAE	MV	37104 Total		2	\$117,984	\$60,092	\$27,126	\$4,260	\$134,667	\$43,375	\$387,505
9	48	FC	MV	37104	1/1-6/30	1	\$67,667	\$34,464	\$15,558	\$2,130	\$77,231	\$24,837	\$221,888
9	48	FC	MV	37104	7/1-12/31	1	\$67,667	\$34,464	\$15,558	\$2,130	\$77,231	\$24,837	\$221,888
9	48	FC	MV	37104 Total		2	\$135,335	\$68,929	\$31,116	\$4,260	\$154,463	\$49,674	\$443,776
9	48	FF II MEDIC	MV	37104	1/1-6/30	1	\$60,432	\$28,029	\$12,653	\$2,130	\$65,329	\$21,246	\$189,820

Exhibit D, Schedule A
Local Funded - State Resources
Fiscal Display
PRC 4142

BAT	STN	TITLE	DIV	PCA	PERIOD	Sum of PY	Sum of TOTAL BASE SALARY	Sum of TOTAL EDWC	Sum of TOTAL OT	Sum of TOTAL UNIFORM /OEE	Sum of BENEFITS	Sum of ADM CHG	Sum of GRAND TOTAL
9	48	FF II MEDIC	MV	37104	7/1-12/31	1	\$60,432	\$28,029	\$12,653	\$2,130	\$65,329	\$21,246	\$189,820
9	48	FF II MEDIC	MV	37104 Total		2	\$120,864	\$56,058	\$25,305	\$4,260	\$130,659	\$42,493	\$379,639
9	58	FAE	MV	37104	1/1-6/30	1	\$58,992	\$30,046	\$13,563	\$2,130	\$67,334	\$21,688	\$193,752
9	58	FAE	MV	37104	7/1-12/31	1	\$58,992	\$30,046	\$13,563	\$2,130	\$67,334	\$21,688	\$193,752
9	58	FAE	MV	37104 Total		2	\$117,984	\$60,092	\$27,126	\$4,260	\$134,667	\$43,375	\$387,505
9	58	FC	MV	37104	1/1-6/30	1	\$67,667	\$34,464	\$15,558	\$2,130	\$77,231	\$24,837	\$221,888
9	58	FC	MV	37104	7/1-12/31	1	\$67,667	\$34,464	\$15,558	\$2,130	\$77,231	\$24,837	\$221,888
9	58	FC	MV	37104 Total		2	\$135,335	\$68,929	\$31,116	\$4,260	\$154,463	\$49,674	\$443,776
9	58	FF II MEDIC	MV	37104	1/1-6/30	1	\$60,432	\$28,029	\$12,653	\$2,130	\$65,329	\$21,246	\$189,820
9	58	FF II MEDIC	MV	37104	7/1-12/31	1	\$60,432	\$28,029	\$12,653	\$2,130	\$65,329	\$21,246	\$189,820
9	58	FF II MEDIC	MV	37104 Total		2	\$120,864	\$56,058	\$25,305	\$4,260	\$130,659	\$42,493	\$379,639
9	65	FAE	MV	37104	1/1-6/30	1	\$58,992	\$30,046	\$13,563	\$2,130	\$67,334	\$21,688	\$193,752
9	65	FAE	MV	37104	7/1-12/31	1	\$58,992	\$30,046	\$13,563	\$2,130	\$67,334	\$21,688	\$193,752
9	65	FAE	MV	37104 Total		2	\$117,984	\$60,092	\$27,126	\$4,260	\$134,667	\$43,375	\$387,505
9	65	FC	MV	37104	1/1-6/30	1	\$67,667	\$34,464	\$15,558	\$2,130	\$77,231	\$24,837	\$221,888
9	65	FC	MV	37104	7/1-12/31	1	\$67,667	\$34,464	\$15,558	\$2,130	\$77,231	\$24,837	\$221,888
9	65	FC	MV	37104 Total		2	\$135,335	\$68,929	\$31,116	\$4,260	\$154,463	\$49,674	\$443,776
9	65	FF II MEDIC	MV	37104	1/1-6/30	1	\$60,432	\$28,029	\$12,653	\$2,130	\$65,329	\$21,246	\$189,820
9	65	FF II MEDIC	MV	37104	7/1-12/31	1	\$60,432	\$28,029	\$12,653	\$2,130	\$65,329	\$21,246	\$189,820
9	65	FF II MEDIC	MV	37104 Total		2	\$120,864	\$56,058	\$25,305	\$4,260	\$130,659	\$42,493	\$379,639
9	91	FAE	MV	37104	1/1-6/30	0.5	\$29,496	\$15,023	\$6,782	\$1,065	\$33,667	\$10,844	\$96,876
9	91	FAE	MV	37104	7/1-12/31	0.5	\$29,496	\$15,023	\$6,782	\$1,065	\$33,667	\$10,844	\$96,876
9	91	FAE	MV	37104 Total		1	\$58,992	\$30,046	\$13,563	\$2,130	\$67,334	\$21,688	\$193,752
9	91	FAE MEDIC	MV	37104	1/1-6/30	0.5	\$34,392	\$16,065	\$7,252	\$1,065	\$37,327	\$12,112	\$108,213
9	91	FAE MEDIC	MV	37104	7/1-12/31	0.5	\$34,392	\$16,065	\$7,252	\$1,065	\$37,327	\$12,112	\$108,213
9	91	FAE MEDIC	MV	37104 Total		1	\$68,783	\$32,130	\$14,504	\$2,130	\$74,655	\$24,225	\$216,426
9	91	FC	MV	37104	1/1-6/30	1	\$67,667	\$34,464	\$15,558	\$2,130	\$77,231	\$24,837	\$221,888
9	91	FC	MV	37104	7/1-12/31	1	\$67,667	\$34,464	\$15,558	\$2,130	\$77,231	\$24,837	\$221,888
9	91	FC	MV	37104 Total		2	\$135,335	\$68,929	\$31,116	\$4,260	\$154,463	\$49,674	\$443,776
9	91	FF II MEDIC	MV	37104	1/1-6/30	1	\$60,432	\$28,029	\$12,653	\$2,130	\$65,329	\$21,246	\$189,820
9	91	FF II MEDIC	MV	37104	7/1-12/31	1	\$60,432	\$28,029	\$12,653	\$2,130	\$65,329	\$21,246	\$189,820
9	91	FF II MEDIC	MV	37104 Total		2	\$120,864	\$56,058	\$25,305	\$4,260	\$130,659	\$42,493	\$379,639
9	99	FAE	MV	37104	1/1-6/30	1	\$58,992	\$30,046	\$13,563	\$2,130	\$67,334	\$21,688	\$193,752
9	99	FAE	MV	37104	7/1-12/31	1	\$58,992	\$30,046	\$13,563	\$2,130	\$67,334	\$21,688	\$193,752
9	99	FAE	MV	37104 Total		2	\$117,984	\$60,092	\$27,126	\$4,260	\$134,667	\$43,375	\$387,505
9	99	FC	MV	37104	1/1-6/30	1	\$67,667	\$34,464	\$15,558	\$2,130	\$77,231	\$24,837	\$221,888
9	99	FC	MV	37104	7/1-12/31	1	\$67,667	\$34,464	\$15,558	\$2,130	\$77,231	\$24,837	\$221,888

Exhibit D, Schedule A
Local Funded - State Resources
Fiscal Display
PRC 4142

BAT	STN	TITLE	DIV	PCA	PERIOD	Sum of PY	Sum of TOTAL BASE SALARY	Sum of TOTAL EDWC	Sum of TOTAL OT	Sum of TOTAL UNIFORM /OEE	Sum of BENEFITS	Sum of ADM CHG	Sum of GRAND TOTAL
9	99	FC	MV	37104 Total		2	\$135,335	\$68,929	\$31,116	\$4,260	\$154,463	\$49,674	\$443,776
9	99	FF II MEDIC	MV	37104	1/1-6/30	1	\$60,432	\$28,029	\$12,653	\$2,130	\$65,329	\$21,246	\$189,820
9	99	FF II MEDIC	MV	37104	7/1-12/31	1	\$60,432	\$28,029	\$12,653	\$2,130	\$65,329	\$21,246	\$189,820
9	99	FF II MEDIC	MV	37104 Total		2	\$120,864	\$56,058	\$25,305	\$4,260	\$130,659	\$42,493	\$379,639
9	2MT	FAE	MV	37104	1/1-6/30	1.5	\$88,488	\$45,069	\$20,345	\$3,195	\$101,001	\$32,532	\$290,629
9	2MT	FAE	MV	37104	7/1-12/31	1.5	\$88,488	\$45,069	\$20,345	\$3,195	\$101,001	\$32,532	\$290,629
9	2MT	FAE	MV	37104 Total		3	\$176,976	\$90,137	\$40,690	\$6,390	\$202,001	\$65,063	\$581,257
9	2MT	FF II	MV	37104	1/1-6/30	1.5	\$77,238	\$39,339	\$17,758	\$3,195	\$88,166	\$28,448	\$254,143
9	2MT	FF II	MV	37104	7/1-12/31	1.5	\$77,238	\$39,339	\$17,758	\$3,195	\$88,166	\$28,448	\$254,143
9	2MT	FF II	MV	37104 Total		3	\$154,476	\$78,678	\$35,516	\$6,390	\$176,331	\$56,895	\$508,287
9	2MT	FF II MEDIC	MV	37104	1/1-6/30	1.5	\$90,648	\$42,043	\$18,979	\$3,195	\$97,994	\$31,870	\$284,729
9	2MT	FF II MEDIC	MV	37104	7/1-12/31	1.5	\$90,648	\$42,043	\$18,979	\$3,195	\$97,994	\$31,870	\$284,729
9	2MT	FF II MEDIC	MV	37104 Total		3	\$181,296	\$84,087	\$37,958	\$6,390	\$195,988	\$63,739	\$569,459
9	FRME	FAE	MV	37104	1/1-6/30	1	\$58,992	\$30,046	\$13,563	\$2,130	\$67,334	\$21,688	\$193,752
9	FRME	FAE	MV	37104	7/1-12/31	1	\$58,992	\$30,046	\$13,563	\$2,130	\$67,334	\$21,688	\$193,752
9	FRME	FAE	MV	37104 Total		2	\$117,984	\$60,092	\$27,126	\$4,260	\$134,667	\$43,375	\$387,505
9	FRME	FC	MV	37104	1/1-6/30	1	\$67,667	\$34,464	\$15,558	\$2,130	\$77,231	\$24,837	\$221,888
9	FRME	FC	MV	37104	7/1-12/31	1	\$67,667	\$34,464	\$15,558	\$2,130	\$77,231	\$24,837	\$221,888
9	FRME	FC	MV	37104 Total		2	\$135,335	\$68,929	\$31,116	\$4,260	\$154,463	\$49,674	\$443,776
9	FRME	FF II MEDIC	MV	37104	1/1-6/30	1	\$60,432	\$28,029	\$12,653	\$2,130	\$65,329	\$21,246	\$189,820
9	FRME	FF II MEDIC	MV	37104	7/1-12/31	1	\$60,432	\$28,029	\$12,653	\$2,130	\$65,329	\$21,246	\$189,820
9	FRME	FF II MEDIC	MV	37104 Total		2	\$120,864	\$56,058	\$25,305	\$4,260	\$130,659	\$42,493	\$379,639
9	VRE	FAE	MV	37104	1/1-6/30	1.5	\$88,488	\$45,069	\$20,345	\$3,195	\$101,001	\$32,532	\$290,629
9	VRE	FAE	MV	37104	7/1-12/31	1.5	\$88,488	\$45,069	\$20,345	\$3,195	\$101,001	\$32,532	\$290,629
9	VRE	FAE	MV	37104 Total		3	\$176,976	\$90,137	\$40,690	\$6,390	\$202,001	\$65,063	\$581,257
9	VRE	FC	MV	37104	1/1-6/30	0.5	\$33,834	\$17,232	\$7,779	\$1,065	\$38,616	\$12,419	\$110,944
9	VRE	FC	MV	37104	7/1-12/31	0.5	\$33,834	\$17,232	\$7,779	\$1,065	\$38,616	\$12,419	\$110,944
9	VRE	FC	MV	37104 Total		1	\$67,667	\$34,464	\$15,558	\$2,130	\$77,231	\$24,837	\$221,888
9	VRE	FC MEDIC	MV	37104	1/1-6/30	0.5	\$39,177	\$18,426	\$8,318	\$1,065	\$42,686	\$13,823	\$123,495
9	VRE	FC MEDIC	MV	37104	7/1-12/31	0.5	\$39,177	\$18,426	\$8,318	\$1,065	\$42,686	\$13,823	\$123,495
9	VRE	FC MEDIC	MV	37104 Total		1	\$78,355	\$36,852	\$16,635	\$2,130	\$85,372	\$27,646	\$246,989
9	VRE	FF II MEDIC	MV	37104	1/1-6/30	1.5	\$90,648	\$42,043	\$18,979	\$3,195	\$97,994	\$31,870	\$284,729
9	VRE	FF II MEDIC	MV	37104	7/1-12/31	1.5	\$90,648	\$42,043	\$18,979	\$3,195	\$97,994	\$31,870	\$284,729
9	VRE	FF II MEDIC	MV	37104 Total		3	\$181,296	\$84,087	\$37,958	\$6,390	\$195,988	\$63,739	\$569,459
10	37ME	FAE	OG	37106	1/1-6/30	0.5	\$29,496	\$15,023	\$6,782	\$1,065	\$33,667	\$10,844	\$96,876
10	37ME	FAE	OG	37106	7/1-12/31	0.5	\$29,496	\$15,023	\$6,782	\$1,065	\$33,667	\$10,844	\$96,876
10	37ME	FAE	OG	37106 Total		1	\$58,992	\$30,046	\$13,563	\$2,130	\$67,334	\$21,688	\$193,752

Exhibit D, Schedule A
Local Funded - State Resources
Fiscal Display
PRC 4142

BAT	STN	TITLE	DIV	PCA	PERIOD	Sum of PY	Sum of TOTAL BASE SALARY	Sum of TOTAL EDWC	Sum of TOTAL OT	Sum of TOTAL UNIFORM /OE	Sum of BENEFITS	Sum of ADM CHG	Sum of GRAND TOTAL
10	37ME	FAE MEDIC	OG	37106	1/1-6/30	0.5	\$34,392	\$16,065	\$7,252	\$1,065	\$37,327	\$12,112	\$108,213
10	37ME	FAE MEDIC	OG	37106	7/1-12/31	0.5	\$34,392	\$16,065	\$7,252	\$1,065	\$37,327	\$12,112	\$108,213
10	37ME	FAE MEDIC	OG	37106 Total		1	\$68,783	\$32,130	\$14,504	\$2,130	\$74,655	\$24,225	\$216,426
10	37ME	FC	OG	37106	1/1-6/30	0.5	\$33,834	\$17,232	\$7,779	\$1,065	\$38,616	\$12,419	\$110,944
10	37ME	FC	OG	37106	7/1-12/31	0.5	\$33,834	\$17,232	\$7,779	\$1,065	\$38,616	\$12,419	\$110,944
10	37ME	FC	OG	37106 Total		1	\$67,667	\$34,464	\$15,558	\$2,130	\$77,231	\$24,837	\$221,888
10	37ME	FF II	OG	37106	1/1-6/30	1.5	\$77,238	\$39,339	\$17,758	\$3,195	\$88,166	\$28,448	\$254,143
10	37ME	FF II	OG	37106	7/1-12/31	1.5	\$77,238	\$39,339	\$17,758	\$3,195	\$88,166	\$28,448	\$254,143
10	37ME	FF II	OG	37106 Total		3	\$154,476	\$78,678	\$35,516	\$6,390	\$176,331	\$56,895	\$508,287
10	37ME	FF II MEDIC	OG	37106	1/1-6/30	1	\$60,432	\$28,029	\$12,653	\$2,130	\$65,329	\$21,246	\$189,820
10	37ME	FF II MEDIC	OG	37106	7/1-12/31	1	\$60,432	\$28,029	\$12,653	\$2,130	\$65,329	\$21,246	\$189,820
10	37ME	FF II MEDIC	OG	37106 Total		2	\$120,864	\$56,058	\$25,305	\$4,260	\$130,659	\$42,493	\$379,639
12	33E	FAE	WD	37102	1/1-6/30	1	\$58,992	\$30,046	\$13,563	\$2,130	\$67,334	\$21,688	\$193,752
12	33E	FAE	WD	37102	7/1-12/31	1	\$58,992	\$30,046	\$13,563	\$2,130	\$67,334	\$21,688	\$193,752
12	33E	FAE	WD	37102 Total		2	\$117,984	\$60,092	\$27,126	\$4,260	\$134,667	\$43,375	\$387,505
12	33E	FF II	WD	37102	1/1-6/30	1	\$51,492	\$26,226	\$11,839	\$2,130	\$58,777	\$18,965	\$169,429
12	33E	FF II	WD	37102	7/1-12/31	1	\$51,492	\$26,226	\$11,839	\$2,130	\$58,777	\$18,965	\$169,429
12	33E	FF II	WD	37102 Total		2	\$102,984	\$52,452	\$23,678	\$4,260	\$117,554	\$37,930	\$338,858
12	33E	FF II MEDIC	WD	37102	1/1-6/30	1	\$60,432	\$28,029	\$12,653	\$2,130	\$65,329	\$21,246	\$189,820
12	33E	FF II MEDIC	WD	37102	7/1-12/31	1	\$60,432	\$28,029	\$12,653	\$2,130	\$65,329	\$21,246	\$189,820
12	33E	FF II MEDIC	WD	37102 Total		2	\$120,864	\$56,058	\$25,305	\$4,260	\$130,659	\$42,493	\$379,639
12	33M	FAE MEDIC	WD	37102	1/1-6/30	0.5	\$34,392	\$16,065	\$7,252	\$1,065	\$37,327	\$12,112	\$108,213
12	33M	FAE MEDIC	WD	37102	7/1-12/31	0.5	\$34,392	\$16,065	\$7,252	\$1,065	\$37,327	\$12,112	\$108,213
12	33M	FAE MEDIC	WD	37102 Total		1	\$68,783	\$32,130	\$14,504	\$2,130	\$74,655	\$24,225	\$216,426
12	33M	FF II MEDIC	WD	37102	1/1-6/30	2	\$120,864	\$56,058	\$25,305	\$4,260	\$130,659	\$42,493	\$379,639
12	33M	FF II MEDIC	WD	37102	7/1-12/31	2	\$120,864	\$56,058	\$25,305	\$4,260	\$130,659	\$42,493	\$379,639
12	33M	FF II MEDIC	WD	37102 Total		4	\$241,728	\$112,116	\$50,611	\$8,520	\$261,318	\$84,986	\$759,278
12	33T	FAE	WD	37121	1/1-6/30	1.5	\$88,488	\$45,069	\$20,345	\$3,195	\$101,001	\$32,532	\$290,629
12	33T	FAE	WD	37121	7/1-12/31	1.5	\$88,488	\$45,069	\$20,345	\$3,195	\$101,001	\$32,532	\$290,629
12	33T	FAE	WD	37121 Total		3	\$176,976	\$90,137	\$40,690	\$6,390	\$202,001	\$65,063	\$581,257
12	33T	FC	WD	37121	1/1-6/30	1.5	\$101,501	\$51,697	\$23,337	\$3,195	\$115,847	\$37,256	\$332,832
12	33T	FC	WD	37121	7/1-12/31	1.5	\$101,501	\$51,697	\$23,337	\$3,195	\$115,847	\$37,256	\$332,832
12	33T	FC	WD	37121 Total		3	\$203,002	\$103,393	\$46,673	\$6,390	\$231,694	\$74,511	\$665,664
12	33T	FF II	WD	37121	1/1-6/30	3	\$154,476	\$78,678	\$35,516	\$6,390	\$176,331	\$56,895	\$508,287
12	33T	FF II	WD	37121	7/1-12/31	3	\$154,476	\$78,678	\$35,516	\$6,390	\$176,331	\$56,895	\$508,287
12	33T	FF II	WD	37121 Total		6	\$308,952	\$157,356	\$71,033	\$12,780	\$352,662	\$113,790	\$1,016,573
12	50ME	FAE	WD	37120	1/1-6/30	0.5	\$29,496	\$15,023	\$6,782	\$1,065	\$33,667	\$10,844	\$96,876

Exhibit D, Schedule A
Local Funded - State Resources
Fiscal Display
PRC 4142

BAT	STN	TITLE	DIV	PCA	PERIOD	Sum of PY	Sum of TOTAL BASE SALARY	Sum of TOTAL EDWC	Sum of TOTAL OT	Sum of TOTAL UNIFORM /OEE	Sum of BENEFITS	Sum of ADM CHG	Sum of GRAND TOTAL
12	50ME	FAE	WD	37120	7/1-12/31	0.5	\$29,496	\$15,023	\$6,782	\$1,065	\$33,667	\$10,844	\$96,876
12	50ME	FAE	WD	37120 Total		1	\$58,992	\$30,046	\$13,563	\$2,130	\$67,334	\$21,688	\$193,752
12	50ME	FAE MEDIC	WD	37120	1/1-6/30	1	\$68,783	\$32,130	\$14,504	\$2,130	\$74,655	\$24,225	\$216,426
12	50ME	FAE MEDIC	WD	37120	7/1-12/31	0.5	\$34,392	\$16,065	\$7,252	\$1,065	\$37,327	\$12,112	\$108,213
12	50ME	FAE MEDIC	WD	37120 Total		1.5	\$103,175	\$48,194	\$21,756	\$3,195	\$111,982	\$36,337	\$324,638
12	50ME	FC	WD	37120	1/1-6/30	0.5	\$33,834	\$17,232	\$7,779	\$1,065	\$38,616	\$12,419	\$110,944
12	50ME	FC	WD	37120	7/1-12/31	0.5	\$33,834	\$17,232	\$7,779	\$1,065	\$38,616	\$12,419	\$110,944
12	50ME	FC	WD	37120 Total		1	\$67,667	\$34,464	\$15,558	\$2,130	\$77,231	\$24,837	\$221,888
12	50ME	FF II	WD	37120	1/1-6/30	1	\$51,492	\$26,226	\$11,839	\$2,130	\$58,777	\$18,965	\$169,429
12	50ME	FF II	WD	37120	7/1-12/31	1	\$51,492	\$26,226	\$11,839	\$2,130	\$58,777	\$18,965	\$169,429
12	50ME	FF II	WD	37120 Total		2	\$102,984	\$52,452	\$23,678	\$4,260	\$117,554	\$37,930	\$338,858
12	50ME	FF II MEDIC	WD	37120	1/1-6/30	3	\$181,296	\$84,087	\$37,958	\$6,390	\$195,988	\$63,739	\$569,459
12	50ME	FF II MEDIC	WD	37120	7/1-12/31	1	\$60,432	\$28,029	\$12,653	\$2,130	\$65,329	\$21,246	\$189,820
12	50ME	FF II MEDIC	WD	37120 Total		4	\$241,728	\$112,116	\$50,611	\$8,520	\$261,318	\$84,986	\$759,278
12	55M	FF II MEDIC	WD	37102	1/1-6/30	2.5	\$151,080	\$70,072	\$31,632	\$5,325	\$163,324	\$53,116	\$474,549
12	55M	FF II MEDIC	WD	37102	7/1-12/31	2.5	\$151,080	\$70,072	\$31,632	\$5,325	\$163,324	\$53,116	\$474,549
12	55M	FF II MEDIC	WD	37102 Total		5	\$302,160	\$140,145	\$63,264	\$10,650	\$326,647	\$106,232	\$949,098
12	55ME	FAE	WD	37103	1/1-6/30	0.5	\$29,496	\$15,023	\$6,782	\$1,065	\$33,667	\$10,844	\$96,876
12	55ME	FAE	WD	37103	7/1-12/31	0.5	\$29,496	\$15,023	\$6,782	\$1,065	\$33,667	\$10,844	\$96,876
12	55ME	FAE	WD	37103 Total		1	\$58,992	\$30,046	\$13,563	\$2,130	\$67,334	\$21,688	\$193,752
12	55ME	FC	WD	37103	1/1-6/30	0.5	\$33,834	\$17,232	\$7,779	\$1,065	\$38,616	\$12,419	\$110,944
12	55ME	FC	WD	37103	7/1-12/31	0.5	\$33,834	\$17,232	\$7,779	\$1,065	\$38,616	\$12,419	\$110,944
12	55ME	FC	WD	37103 Total		1	\$67,667	\$34,464	\$15,558	\$2,130	\$77,231	\$24,837	\$221,888
12	55ME	FF II	WD	37103	1/1-6/30	2	\$102,984	\$52,452	\$23,678	\$4,260	\$117,554	\$37,930	\$338,858
12	55ME	FF II	WD	37103	7/1-12/31	2	\$102,984	\$52,452	\$23,678	\$4,260	\$117,554	\$37,930	\$338,858
12	55ME	FF II	WD	37103 Total		4	\$205,968	\$104,904	\$47,355	\$8,520	\$235,108	\$75,860	\$677,715
12	55MS	FAE MEDIC	WD	37103	1/1-6/30	0.5	\$34,392	\$16,065	\$7,252	\$1,065	\$37,327	\$12,112	\$108,213
12	55MS	FAE MEDIC	WD	37103	7/1-12/31	0.5	\$34,392	\$16,065	\$7,252	\$1,065	\$37,327	\$12,112	\$108,213
12	55MS	FAE MEDIC	WD	37103 Total		1	\$68,783	\$32,130	\$14,504	\$2,130	\$74,655	\$24,225	\$216,426
12	55MS	FF II MEDIC	WD	37103	1/1-6/30	1.5	\$90,648	\$42,043	\$18,979	\$3,195	\$97,994	\$31,870	\$284,729
12	55MS	FF II MEDIC	WD	37103	7/1-12/31	1.5	\$90,648	\$42,043	\$18,979	\$3,195	\$97,994	\$31,870	\$284,729
12	55MS	FF II MEDIC	WD	37103 Total		3	\$181,296	\$84,087	\$37,958	\$6,390	\$195,988	\$63,739	\$569,459
12	67E	FAE	WD	37102	1/1-6/30	0.5	\$29,496	\$15,023	\$6,782	\$1,065	\$33,667	\$10,844	\$96,876
12	67E	FAE	WD	37102	7/1-12/31	0.5	\$29,496	\$15,023	\$6,782	\$1,065	\$33,667	\$10,844	\$96,876
12	67E	FAE	WD	37102 Total		1	\$58,992	\$30,046	\$13,563	\$2,130	\$67,334	\$21,688	\$193,752
12	67E	FC	WD	37102	1/1-6/30	0.5	\$33,834	\$17,232	\$7,779	\$1,065	\$38,616	\$12,419	\$110,944
12	67E	FC	WD	37102	7/1-12/31	0.5	\$33,834	\$17,232	\$7,779	\$1,065	\$38,616	\$12,419	\$110,944

Exhibit D, Schedule A
Local Funded - State Resources
Fiscal Display
PRC 4142

BAT	STN	TITLE	DIV	PCA	PERIOD	Sum of PY	Sum of TOTAL BASE SALARY	Sum of TOTAL EDWC	Sum of TOTAL OT	Sum of TOTAL UNIFORM/OEE	Sum of BENEFITS	Sum of ADM CHG	Sum of GRAND TOTAL
	12 67E	FC	WD	37102 Total		1	\$67,667	\$34,464	\$15,558	\$2,130	\$77,231	\$24,837	\$221,888
	12 67E	FF II	WD	37102	1/1-6/30	0.5	\$25,746	\$13,113	\$5,919	\$415	\$27,158	\$9,265	\$81,616
	12 67E	FF II	WD	37102	7/1-12/31	0.5	\$25,746	\$13,113	\$5,919	\$415	\$27,158	\$9,265	\$81,616
	12 67E	FF II	WD	37102 Total		1	\$51,492	\$26,226	\$11,839	\$830	\$54,315	\$18,529	\$163,231
	12 67M	FAE MEDIC	WD	37102	1/1-6/30	0.5	\$34,392	\$16,065	\$7,252	\$1,065	\$37,327	\$12,112	\$108,213
	12 67M	FAE MEDIC	WD	37102	7/1-12/31	0.5	\$34,392	\$16,065	\$7,252	\$1,065	\$37,327	\$12,112	\$108,213
	12 67M	FAE MEDIC	WD	37102 Total		1	\$68,783	\$32,130	\$14,504	\$2,130	\$74,655	\$24,225	\$216,426
	12 67M	FF II MEDIC	WD	37102	1/1-6/30	3.5	\$211,512	\$98,101	\$44,285	\$2,905	\$211,283	\$72,740	\$640,826
	12 67M	FF II MEDIC	WD	37102	7/1-12/31	1.5	\$90,648	\$42,043	\$18,979	\$1,245	\$90,550	\$31,174	\$274,640
	12 67M	FF II MEDIC	WD	37102 Total		5	\$302,160	\$140,145	\$63,264	\$4,150	\$301,832	\$103,915	\$915,465
	12 69M	FAE MEDIC	WD	37120	1/1-6/30	0.5	\$34,392	\$16,065	\$7,252	\$1,065	\$37,327	\$12,112	\$108,213
	12 69M	FAE MEDIC	WD	37120	7/1-12/31	0.5	\$34,392	\$16,065	\$7,252	\$1,065	\$37,327	\$12,112	\$108,213
	12 69M	FAE MEDIC	WD	37120 Total		1	\$68,783	\$32,130	\$14,504	\$2,130	\$74,655	\$24,225	\$216,426
	12 69M	FF II MEDIC	WD	37120	1/1-6/30	2.5	\$151,080	\$70,072	\$31,632	\$5,325	\$163,324	\$53,116	\$474,549
	12 69M	FF II MEDIC	WD	37120	7/1-12/31	2.5	\$151,080	\$70,072	\$31,632	\$5,325	\$163,324	\$53,116	\$474,549
	12 69M	FF II MEDIC	WD	37120 Total		5	\$302,160	\$140,145	\$63,264	\$10,650	\$326,647	\$106,232	\$949,098
	12 69ME	FAE	WD	37120	1/1-6/30	0.5	\$29,496	\$15,023	\$6,782	\$1,065	\$33,667	\$10,844	\$96,876
	12 69ME	FAE	WD	37120	7/1-12/31	0.5	\$29,496	\$15,023	\$6,782	\$1,065	\$33,667	\$10,844	\$96,876
	12 69ME	FAE	WD	37120 Total		1	\$58,992	\$30,046	\$13,563	\$2,130	\$67,334	\$21,688	\$193,752
	12 69ME	FC	WD	37120	1/1-6/30	0.5	\$33,834	\$17,232	\$7,779	\$1,065	\$38,616	\$12,419	\$110,944
	12 69ME	FC	WD	37120	7/1-12/31	0.5	\$33,834	\$17,232	\$7,779	\$1,065	\$38,616	\$12,419	\$110,944
	12 69ME	FC	WD	37120 Total		1	\$67,667	\$34,464	\$15,558	\$2,130	\$77,231	\$24,837	\$221,888
	12 69ME	FF II	WD	37120	1/1-6/30	0.5	\$25,746	\$13,113	\$5,919	\$1,065	\$29,389	\$9,483	\$84,714
	12 69ME	FF II	WD	37120	7/1-12/31	0.5	\$25,746	\$13,113	\$5,919	\$1,065	\$29,389	\$9,483	\$84,714
	12 69ME	FF II	WD	37120 Total		1	\$51,492	\$26,226	\$11,839	\$2,130	\$58,777	\$18,965	\$169,429
	12 69ME	FF II MEDIC	WD	37120	1/1-6/30	1	\$60,432	\$28,029	\$12,653	\$2,130	\$65,329	\$21,246	\$189,820
	12 69ME	FF II MEDIC	WD	37120	7/1-12/31	1	\$60,432	\$28,029	\$12,653	\$2,130	\$65,329	\$21,246	\$189,820
	12 69ME	FF II MEDIC	WD	37120 Total		2	\$120,864	\$56,058	\$25,305	\$4,260	\$130,659	\$42,493	\$379,639
	12 71E	FAE	WD	37102	1/1-6/30	0.5	\$29,496	\$15,023	\$6,782	\$1,065	\$33,667	\$10,844	\$96,876
	12 71E	FAE	WD	37102	7/1-12/31	0.5	\$29,496	\$15,023	\$6,782	\$1,065	\$33,667	\$10,844	\$96,876
	12 71E	FAE	WD	37102 Total		1	\$58,992	\$30,046	\$13,563	\$2,130	\$67,334	\$21,688	\$193,752
	12 71E	FC	WD	37102	1/1-6/30	0.5	\$33,834	\$17,232	\$7,779	\$1,065	\$38,616	\$12,419	\$110,944
	12 71E	FC	WD	37102	7/1-12/31	0.5	\$33,834	\$17,232	\$7,779	\$1,065	\$38,616	\$12,419	\$110,944
	12 71E	FC	WD	37102 Total		1	\$67,667	\$34,464	\$15,558	\$2,130	\$77,231	\$24,837	\$221,888
	12 71E	FF II	WD	37102	1/1-6/30	1	\$51,492	\$26,226	\$11,839	\$2,130	\$58,777	\$18,965	\$169,429
	12 71E	FF II	WD	37102	7/1-12/31	1	\$51,492	\$26,226	\$11,839	\$2,130	\$58,777	\$18,965	\$169,429
	12 71E	FF II	WD	37102 Total		2	\$102,984	\$52,452	\$23,678	\$4,260	\$117,554	\$37,930	\$338,858

Exhibit D, Schedule A
Local Funded - State Resources
Fiscal Display
PRC 4142

BAT	STN	TITLE	DIV	PCA	PERIOD	Sum of PY	Sum of TOTAL BASE SALARY	Sum of TOTAL EDWC	Sum of TOTAL OT	Sum of TOTAL UNIFORM /OEE	Sum of BENEFITS	Sum of ADM CHG	Sum of GRAND TOTAL
12	71M	FAE MEDIC	WD	37102	1/1-6/30	0.5	\$34,392	\$16,065	\$7,252	\$1,065	\$37,327	\$12,112	\$108,213
12	71M	FAE MEDIC	WD	37102	7/1-12/31	0.5	\$34,392	\$16,065	\$7,252	\$1,065	\$37,327	\$12,112	\$108,213
12	71M	FAE MEDIC	WD	37102 Total		1	\$68,783	\$32,130	\$14,504	\$2,130	\$74,655	\$24,225	\$216,426
12	71M	FF II MEDIC	WD	37102	1/1-6/30	2	\$120,864	\$56,058	\$25,305	\$4,260	\$130,659	\$42,493	\$379,639
12	71M	FF II MEDIC	WD	37102	7/1-12/31	2	\$120,864	\$56,058	\$25,305	\$4,260	\$130,659	\$42,493	\$379,639
12	71M	FF II MEDIC	WD	37102 Total		4	\$241,728	\$112,116	\$50,611	\$8,520	\$261,318	\$84,986	\$759,278
12	FRE	FAE	WD	37102	1/1-6/30	0.5	\$29,496	\$15,023	\$6,782	\$1,065	\$33,667	\$10,844	\$96,876
12	FRE	FAE	WD	37102	7/1-12/31	0.5	\$29,496	\$15,023	\$6,782	\$1,065	\$33,667	\$10,844	\$96,876
12	FRE	FAE	WD	37102 Total		1	\$58,992	\$30,046	\$13,563	\$2,130	\$67,334	\$21,688	\$193,752
12	FRE	FF II	WD	37102	1/1-6/30	0.5	\$25,746	\$13,113	\$5,919	\$1,065	\$29,389	\$9,483	\$84,714
12	FRE	FF II	WD	37102	7/1-12/31	0.5	\$25,746	\$13,113	\$5,919	\$1,065	\$29,389	\$9,483	\$84,714
12	FRE	FF II	WD	37102 Total		1	\$51,492	\$26,226	\$11,839	\$2,130	\$58,777	\$18,965	\$169,429
12	FRE	FF II	WD	37103	1/1-6/30	0.5	\$25,746	\$13,113	\$5,919	\$1,065	\$29,389	\$9,483	\$84,714
12	FRE	FF II	WD	37103	7/1-12/31	0.5	\$25,746	\$13,113	\$5,919	\$1,065	\$29,389	\$9,483	\$84,714
12	FRE	FF II	WD	37103 Total		1	\$51,492	\$26,226	\$11,839	\$2,130	\$58,777	\$18,965	\$169,429
12	FRE	FF II MEDIC	WD	37102	1/1-6/30	1	\$60,432	\$28,029	\$12,653	\$2,130	\$65,329	\$21,246	\$189,820
12	FRE	FF II MEDIC	WD	37102	7/1-12/31	1	\$60,432	\$28,029	\$12,653	\$2,130	\$65,329	\$21,246	\$189,820
12	FRE	FF II MEDIC	WD	37102 Total		2	\$120,864	\$56,058	\$25,305	\$4,260	\$130,659	\$42,493	\$379,639
12	FRE	FF II MEDIC	WD	37103	1/1-6/30	0.5	\$30,216	\$14,014	\$6,326	\$1,065	\$32,665	\$10,623	\$94,910
12	FRE	FF II MEDIC	WD	37103	7/1-12/31	0.5	\$30,216	\$14,014	\$6,326	\$1,065	\$32,665	\$10,623	\$94,910
12	FRE	FF II MEDIC	WD	37103 Total		1	\$60,432	\$28,029	\$12,653	\$2,130	\$65,329	\$21,246	\$189,820
12	FRME	FAE	WD	37120	1/1-6/30	0.5	\$29,496	\$15,023	\$6,782	\$1,065	\$33,667	\$10,844	\$96,876
12	FRME	FAE	WD	37120	7/1-12/31	0.5	\$29,496	\$15,023	\$6,782	\$1,065	\$33,667	\$10,844	\$96,876
12	FRME	FAE	WD	37120 Total		1	\$58,992	\$30,046	\$13,563	\$2,130	\$67,334	\$21,688	\$193,752
12	VRE	FAE	WD	37102	1/1-6/30	0.5	\$29,496	\$15,023	\$6,782	\$1,065	\$33,667	\$10,844	\$96,876
12	VRE	FAE	WD	37102	7/1-12/31	0.5	\$29,496	\$15,023	\$6,782	\$1,065	\$33,667	\$10,844	\$96,876
12	VRE	FAE	WD	37102 Total		1	\$58,992	\$30,046	\$13,563	\$2,130	\$67,334	\$21,688	\$193,752
12	VRE	FAE	WD	37103	1/1-6/30	0.5	\$29,496	\$15,023	\$6,782	\$1,065	\$33,667	\$10,844	\$96,876
12	VRE	FAE	WD	37103	7/1-12/31	0.5	\$29,496	\$15,023	\$6,782	\$1,065	\$33,667	\$10,844	\$96,876
12	VRE	FAE	WD	37103 Total		1	\$58,992	\$30,046	\$13,563	\$2,130	\$67,334	\$21,688	\$193,752
12	VRE	FF II MEDIC	WD	37102	1/1-6/30	0.5	\$30,216	\$14,014	\$6,326	\$1,065	\$32,665	\$10,623	\$94,910
12	VRE	FF II MEDIC	WD	37102	7/1-12/31	0.5	\$30,216	\$14,014	\$6,326	\$1,065	\$32,665	\$10,623	\$94,910
12	VRE	FF II MEDIC	WD	37102 Total		1	\$60,432	\$28,029	\$12,653	\$2,130	\$65,329	\$21,246	\$189,820
12	VRE	FF II MEDIC	WD	37103	1/1-6/30	0.5	\$30,216	\$14,014	\$6,326	\$1,065	\$32,665	\$10,623	\$94,910
12	VRE	FF II MEDIC	WD	37103	7/1-12/31	0.5	\$30,216	\$14,014	\$6,326	\$1,065	\$32,665	\$10,623	\$94,910
12	VRE	FF II MEDIC	WD	37103 Total		1	\$60,432	\$28,029	\$12,653	\$2,130	\$65,329	\$21,246	\$189,820
12	VRME	FF II	WD	37120	1/1-6/30	0.5	\$25,746	\$13,113	\$5,919	\$1,065	\$29,389	\$9,483	\$84,714

Exhibit D, Schedule A
Local Funded - State Resources
Fiscal Display
PRC 4142

BAT	STN	TITLE	DIV	PCA	PERIOD	Sum of PY	Sum of TOTAL BASE SALARY	Sum of TOTAL EDWC	Sum of TOTAL OT	Sum of TOTAL UNIFORM/OEE	Sum of BENEFITS	Sum of ADM CHG	Sum of GRAND TOTAL	
	12	VRME	FF II	WD	37120	7/1-12/31	0.5	\$25,746	\$13,113	\$5,919	\$1,065	\$29,389	\$9,483	\$84,714
	12	VRME	FF II	WD	37120 Total		1	\$51,492	\$26,226	\$11,839	\$2,130	\$58,777	\$18,965	\$169,429
	12	VRME	FF II MEDIC	WD	37120	1/1-6/30	1	\$60,432	\$28,029	\$12,653	\$2,130	\$65,329	\$21,246	\$189,820
	12	VRME	FF II MEDIC	WD	37120	7/1-12/31	1	\$60,432	\$28,029	\$12,653	\$2,130	\$65,329	\$21,246	\$189,820
	12	VRME	FF II MEDIC	WD	37120 Total		2	\$120,864	\$56,058	\$25,305	\$4,260	\$130,659	\$42,493	\$379,639
	12	71ME	FF II MEDIC	WD	37102	1/1-6/30	1.5	\$90,648	\$42,043	\$18,979	\$3,195	\$97,994	\$31,870	\$284,729
	12	71ME	FF II MEDIC	WD	37102	7/1-12/31	1.5	\$90,648	\$42,043	\$18,979	\$3,195	\$97,994	\$31,870	\$284,729
	12	71ME	FF II MEDIC	WD	37102 Total		3	\$181,296	\$84,087	\$37,958	\$6,390	\$195,988	\$63,739	\$569,459
	13	5ME	FAE MEDIC	SW	37128	1/1-6/30	0.5	\$34,392	\$16,065	\$7,252	\$1,065	\$37,327	\$12,112	\$108,213
	13	5ME	FAE MEDIC	SW	37128	7/1-12/31	0.5	\$34,392	\$16,065	\$7,252	\$1,065	\$37,327	\$12,112	\$108,213
	13	5ME	FAE MEDIC	SW	37128 Total		1	\$68,783	\$32,130	\$14,504	\$2,130	\$74,655	\$24,225	\$216,426
	13	5ME	FC	SW	37128	1/1-6/30	0.5	\$33,834	\$17,232	\$7,779	\$1,065	\$38,616	\$12,419	\$110,944
	13	5ME	FC	SW	37128	7/1-12/31	0.5	\$33,834	\$17,232	\$7,779	\$1,065	\$38,616	\$12,419	\$110,944
	13	5ME	FC	SW	37128 Total		1	\$67,667	\$34,464	\$15,558	\$2,130	\$77,231	\$24,837	\$221,888
	13	5ME	FF II	SW	37128	1/1-6/30	1	\$51,492	\$26,226	\$11,839	\$2,130	\$58,777	\$18,965	\$169,429
	13	5ME	FF II	SW	37128	7/1-12/31	1	\$51,492	\$26,226	\$11,839	\$2,130	\$58,777	\$18,965	\$169,429
	13	5ME	FF II	SW	37128 Total		2	\$102,984	\$52,452	\$23,678	\$4,260	\$117,554	\$37,930	\$338,858
	13	5ME	FF II MEDIC	SW	37128	1/1-6/30	0.5	\$30,216	\$14,014	\$6,326	\$1,065	\$32,665	\$10,623	\$94,910
	13	5ME	FF II MEDIC	SW	37128	7/1-12/31	0.5	\$30,216	\$14,014	\$6,326	\$1,065	\$32,665	\$10,623	\$94,910
	13	5ME	FF II MEDIC	SW	37128 Total		1	\$60,432	\$28,029	\$12,653	\$2,130	\$65,329	\$21,246	\$189,820
	13	5ME	FF II MEDIC	SW	37113	1/1-6/30	0.5	\$30,216	\$14,014	\$6,326	\$1,065	\$32,665	\$10,623	\$94,910
	13	5ME	FF II MEDIC	SW	37113	7/1-12/31	0.5	\$30,216	\$14,014	\$6,326	\$1,065	\$32,665	\$10,623	\$94,910
	13	5ME	FF II MEDIC	SW	37113 Total		1	\$60,432	\$28,029	\$12,653	\$2,130	\$65,329	\$21,246	\$189,820
	13	68ME	FAE	SW	37128	1/1-6/30	0.5	\$29,496	\$15,023	\$6,782	\$1,065	\$33,667	\$10,844	\$96,876
	13	68ME	FAE	SW	37128	7/1-12/31	0.5	\$29,496	\$15,023	\$6,782	\$1,065	\$33,667	\$10,844	\$96,876
	13	68ME	FAE	SW	37128 Total		1	\$58,992	\$30,046	\$13,563	\$2,130	\$67,334	\$21,688	\$193,752
	13	68ME	FC	SW	37128	1/1-6/30	0.5	\$33,834	\$17,232	\$7,779	\$1,065	\$38,616	\$12,419	\$110,944
	13	68ME	FC	SW	37128	7/1-12/31	0.5	\$33,834	\$17,232	\$7,779	\$1,065	\$38,616	\$12,419	\$110,944
	13	68ME	FC	SW	37128 Total		1	\$67,667	\$34,464	\$15,558	\$2,130	\$77,231	\$24,837	\$221,888
	13	68ME	FF II	SW	37128	1/1-6/30	1	\$51,492	\$26,226	\$11,839	\$2,130	\$58,777	\$18,965	\$169,429
	13	68ME	FF II	SW	37128	7/1-12/31	1	\$51,492	\$26,226	\$11,839	\$2,130	\$58,777	\$18,965	\$169,429
	13	68ME	FF II	SW	37128 Total		2	\$102,984	\$52,452	\$23,678	\$4,260	\$117,554	\$37,930	\$338,858
	13	68ME	FF II MEDIC	SW	37128	1/1-6/30	1	\$60,432	\$28,029	\$12,653	\$2,130	\$65,329	\$21,246	\$189,820
	13	68ME	FF II MEDIC	SW	37128	7/1-12/31	1	\$60,432	\$28,029	\$12,653	\$2,130	\$65,329	\$21,246	\$189,820
	13	68ME	FF II MEDIC	SW	37128 Total		2	\$120,864	\$56,058	\$25,305	\$4,260	\$130,659	\$42,493	\$379,639
	13	76ME	FAE	SW	37128	1/1-6/30	1	\$58,992	\$30,046	\$13,563	\$2,130	\$67,334	\$21,688	\$193,752
	13	76ME	FAE	SW	37128	7/1-12/31	1	\$58,992	\$30,046	\$13,563	\$2,130	\$67,334	\$21,688	\$193,752

Exhibit D, Schedule A
Local Funded - State Resources
Fiscal Display
PRC 4142

BAT	STN	TITLE	DIV	PCA	PERIOD	Sum of PY	Sum of TOTAL BASE SALARY	Sum of TOTAL EDWC	Sum of TOTAL OT	Sum of TOTAL UNIFORM /OEE	Sum of BENEFITS	Sum of ADM CHG	Sum of GRAND TOTAL
13	76ME	FAE	SW	37128 Total		2	\$117,984	\$60,092	\$27,126	\$4,260	\$134,667	\$43,375	\$387,505
13	76ME	FC	SW	37128	1/1-6/30	0.5	\$33,834	\$17,232	\$7,779	\$1,065	\$38,616	\$12,419	\$110,944
13	76ME	FC	SW	37128	7/1-12/31	0.5	\$33,834	\$17,232	\$7,779	\$1,065	\$38,616	\$12,419	\$110,944
13	76ME	FC	SW	37128 Total		1	\$67,667	\$34,464	\$15,558	\$2,130	\$77,231	\$24,837	\$221,888
13	76ME	FF II	SW	37128	1/1-6/30	1	\$51,492	\$26,226	\$11,839	\$2,130	\$58,777	\$18,965	\$169,429
13	76ME	FF II	SW	37128	7/1-12/31	1	\$51,492	\$26,226	\$11,839	\$2,130	\$58,777	\$18,965	\$169,429
13	76ME	FF II	SW	37128 Total		2	\$102,984	\$52,452	\$23,678	\$4,260	\$117,554	\$37,930	\$338,858
13	76ME	FF II MEDIC	SW	37128	1/1-6/30	1	\$60,432	\$28,029	\$12,653	\$2,130	\$65,329	\$21,246	\$189,820
13	76ME	FF II MEDIC	SW	37128	7/1-12/31	1	\$60,432	\$28,029	\$12,653	\$2,130	\$65,329	\$21,246	\$189,820
13	76ME	FF II MEDIC	SW	37128 Total		2	\$120,864	\$56,058	\$25,305	\$4,260	\$130,659	\$42,493	\$379,639
13	7ME	FAE MEDIC	SW	37128	1/1-6/30	0.5	\$34,392	\$16,065	\$7,252	\$1,065	\$37,327	\$12,112	\$108,213
13	7ME	FAE MEDIC	SW	37128	7/1-12/31	0.5	\$34,392	\$16,065	\$7,252	\$1,065	\$37,327	\$12,112	\$108,213
13	7ME	FAE MEDIC	SW	37128 Total		1	\$68,783	\$32,130	\$14,504	\$2,130	\$74,655	\$24,225	\$216,426
13	7ME	FC	SW	37128	1/1-6/30	0.5	\$33,834	\$17,232	\$7,779	\$1,065	\$38,616	\$12,419	\$110,944
13	7ME	FC	SW	37128	7/1-12/31	0.5	\$33,834	\$17,232	\$7,779	\$1,065	\$38,616	\$12,419	\$110,944
13	7ME	FC	SW	37128 Total		1	\$67,667	\$34,464	\$15,558	\$2,130	\$77,231	\$24,837	\$221,888
13	7ME	FF II	SW	37128	1/1-6/30	1	\$51,492	\$26,226	\$11,839	\$2,130	\$58,777	\$18,965	\$169,429
13	7ME	FF II	SW	37128	7/1-12/31	1	\$51,492	\$26,226	\$11,839	\$2,130	\$58,777	\$18,965	\$169,429
13	7ME	FF II	SW	37128 Total		2	\$102,984	\$52,452	\$23,678	\$4,260	\$117,554	\$37,930	\$338,858
13	7ME	FF II MEDIC	SW	37128	1/1-6/30	1	\$60,432	\$28,029	\$12,653	\$2,130	\$65,329	\$21,246	\$189,820
13	7ME	FF II MEDIC	SW	37128	7/1-12/31	1	\$60,432	\$28,029	\$12,653	\$2,130	\$65,329	\$21,246	\$189,820
13	7ME	FF II MEDIC	SW	37128 Total		2	\$120,864	\$56,058	\$25,305	\$4,260	\$130,659	\$42,493	\$379,639
13	FRME	FAE MEDIC	SW	37128	1/1-6/30	0.5	\$34,392	\$16,065	\$7,252	\$1,065	\$37,327	\$12,112	\$108,213
13	FRME	FAE MEDIC	SW	37128	7/1-12/31	0.5	\$34,392	\$16,065	\$7,252	\$1,065	\$37,327	\$12,112	\$108,213
13	FRME	FAE MEDIC	SW	37128 Total		1	\$68,783	\$32,130	\$14,504	\$2,130	\$74,655	\$24,225	\$216,426
13	FRME	FF II	SW	37128	1/1-6/30	0.5	\$25,746	\$13,113	\$5,919	\$1,065	\$29,389	\$9,483	\$84,714
13	FRME	FF II	SW	37128	7/1-12/31	0.5	\$25,746	\$13,113	\$5,919	\$1,065	\$29,389	\$9,483	\$84,714
13	FRME	FF II	SW	37128 Total		1	\$51,492	\$26,226	\$11,839	\$2,130	\$58,777	\$18,965	\$169,429
13	FRME	FF II MEDIC	SW	37128	1/1-6/30	0.5	\$30,216	\$14,014	\$6,326	\$1,065	\$32,665	\$10,623	\$94,910
13	FRME	FF II MEDIC	SW	37128	7/1-12/31	0.5	\$30,216	\$14,014	\$6,326	\$1,065	\$32,665	\$10,623	\$94,910
13	FRME	FF II MEDIC	SW	37128 Total		1	\$60,432	\$28,029	\$12,653	\$2,130	\$65,329	\$21,246	\$189,820
13	VRME	FAE	SW	37128	1/1-6/30	1	\$58,992	\$30,046	\$13,563	\$2,130	\$67,334	\$21,688	\$193,752
13	VRME	FAE	SW	37128	7/1-12/31	1	\$58,992	\$30,046	\$13,563	\$2,130	\$67,334	\$21,688	\$193,752
13	VRME	FAE	SW	37128 Total		2	\$117,984	\$60,092	\$27,126	\$4,260	\$134,667	\$43,375	\$387,505
13	VRME	FAE MEDIC	SW	37128	1/1-6/30	0.5	\$34,392	\$16,065	\$7,252	\$1,065	\$37,327	\$12,112	\$108,213
13	VRME	FAE MEDIC	SW	37128	7/1-12/31	0.5	\$34,392	\$16,065	\$7,252	\$1,065	\$37,327	\$12,112	\$108,213
13	VRME	FAE MEDIC	SW	37128 Total		1	\$68,783	\$32,130	\$14,504	\$2,130	\$74,655	\$24,225	\$216,426

Exhibit D, Schedule A
Local Funded - State Resources
Fiscal Display
PRC 4142

BAT	STN	TITLE	DIV	PCA	PERIOD	Sum of PY	Sum of TOTAL BASE SALARY	Sum of TOTAL EDWC	Sum of TOTAL OT	Sum of TOTAL UNIFORM /OEE	Sum of BENEFITS	Sum of ADM CHG	Sum of GRAND TOTAL
13	VRME	FF II	SW	37128	1/1-6/30	1	\$51,492	\$26,226	\$11,839	\$2,130	\$58,777	\$18,965	\$169,429
13	VRME	FF II	SW	37128	7/1-12/31	1	\$51,492	\$26,226	\$11,839	\$2,130	\$58,777	\$18,965	\$169,429
13	VRME	FF II	SW	37128 Total		2	\$102,984	\$52,452	\$23,678	\$4,260	\$117,554	\$37,930	\$338,858
13	76MT	FAE	SW	37128	1/1-6/30	1	\$58,992	\$30,046	\$13,563	\$2,130	\$67,334	\$21,688	\$193,752
13	76MT	FAE	SW	37128	7/1-12/31	1	\$58,992	\$30,046	\$13,563	\$2,130	\$67,334	\$21,688	\$193,752
13	76MT	FAE	SW	37128 Total		2	\$117,984	\$60,092	\$27,126	\$4,260	\$134,667	\$43,375	\$387,505
13	76MT	FC	SW	37128	1/1-6/30	0.5	\$33,834	\$17,232	\$7,779	\$1,065	\$38,616	\$12,419	\$110,944
13	76MT	FC	SW	37128	7/1-12/31	0.5	\$33,834	\$17,232	\$7,779	\$1,065	\$38,616	\$12,419	\$110,944
13	76MT	FC	SW	37128 Total		1	\$67,667	\$34,464	\$15,558	\$2,130	\$77,231	\$24,837	\$221,888
13	76MT	FF II	SW	37128	1/1-6/30	1	\$51,492	\$26,226	\$11,839	\$2,130	\$58,777	\$18,965	\$169,429
13	76MT	FF II	SW	37128	7/1-12/31	1	\$51,492	\$26,226	\$11,839	\$2,130	\$58,777	\$18,965	\$169,429
13	76MT	FF II	SW	37128 Total		2	\$102,984	\$52,452	\$23,678	\$4,260	\$117,554	\$37,930	\$338,858
13	76MT	FF II MEDIC	SW	37128	1/1-6/30	1.5	\$90,648	\$42,043	\$18,979	\$3,195	\$97,994	\$31,870	\$284,729
13	76MT	FF II MEDIC	SW	37128	7/1-12/31	1.5	\$90,648	\$42,043	\$18,979	\$3,195	\$97,994	\$31,870	\$284,729
13	76MT	FF II MEDIC	SW	37128 Total		3	\$181,296	\$84,087	\$37,958	\$6,390	\$195,988	\$63,739	\$569,459
14	27ME	FAE	NW	37114	1/1-6/30	1	\$58,992	\$30,046	\$13,563	\$2,130	\$67,334	\$21,688	\$193,752
14	27ME	FAE	NW	37114	7/1-12/31	1	\$58,992	\$30,046	\$13,563	\$2,130	\$67,334	\$21,688	\$193,752
14	27ME	FAE	NW	37114 Total		2	\$117,984	\$60,092	\$27,126	\$4,260	\$134,667	\$43,375	\$387,505
14	27ME	FC	NW	37114	1/1-6/30	1	\$67,667	\$34,464	\$15,558	\$2,130	\$77,231	\$24,837	\$221,888
14	27ME	FC	NW	37114	7/1-12/31	1	\$67,667	\$34,464	\$15,558	\$2,130	\$77,231	\$24,837	\$221,888
14	27ME	FC	NW	37114 Total		2	\$135,335	\$68,929	\$31,116	\$4,260	\$154,463	\$49,674	\$443,776
14	27ME	FF II MEDIC	NW	37114	1/1-6/30	1	\$60,432	\$28,029	\$12,653	\$2,130	\$65,329	\$21,246	\$189,820
14	27ME	FF II MEDIC	NW	37114	7/1-12/31	1	\$60,432	\$28,029	\$12,653	\$2,130	\$65,329	\$21,246	\$189,820
14	27ME	FF II MEDIC	NW	37114 Total		2	\$120,864	\$56,058	\$25,305	\$4,260	\$130,659	\$42,493	\$379,639
14	38ME	FAE	NW	37109	1/1-6/30	0.5	\$29,496	\$15,023	\$6,782	\$1,065	\$33,667	\$10,844	\$96,876
14	38ME	FAE	NW	37109	7/1-12/31	0.5	\$29,496	\$15,023	\$6,782	\$1,065	\$33,667	\$10,844	\$96,876
14	38ME	FAE	NW	37109 Total		1	\$58,992	\$30,046	\$13,563	\$2,130	\$67,334	\$21,688	\$193,752
14	38ME	FAE MEDIC	NW	37109	1/1-6/30	0.5	\$34,392	\$16,065	\$7,252	\$1,065	\$37,327	\$12,112	\$108,213
14	38ME	FAE MEDIC	NW	37109	7/1-12/31	0.5	\$34,392	\$16,065	\$7,252	\$1,065	\$37,327	\$12,112	\$108,213
14	38ME	FAE MEDIC	NW	37109 Total		1	\$68,783	\$32,130	\$14,504	\$2,130	\$74,655	\$24,225	\$216,426
14	38ME	FC	NW	37109	1/1-6/30	0.5	\$33,834	\$17,232	\$7,779	\$1,065	\$38,616	\$12,419	\$110,944
14	38ME	FC	NW	37109	7/1-12/31	0.5	\$33,834	\$17,232	\$7,779	\$1,065	\$38,616	\$12,419	\$110,944
14	38ME	FC	NW	37109 Total		1	\$67,667	\$34,464	\$15,558	\$2,130	\$77,231	\$24,837	\$221,888
14	38ME	FF II	NW	37109	1/1-6/30	0.5	\$25,746	\$13,113	\$5,919	\$1,065	\$29,389	\$9,483	\$84,714
14	38ME	FF II	NW	37109	7/1-12/31	0.5	\$25,746	\$13,113	\$5,919	\$1,065	\$29,389	\$9,483	\$84,714
14	38ME	FF II	NW	37109 Total		1	\$51,492	\$26,226	\$11,839	\$2,130	\$58,777	\$18,965	\$169,429
14	38ME	FF II MEDIC	NW	37109	1/1-6/30	1	\$60,432	\$28,029	\$12,653	\$2,130	\$65,329	\$21,246	\$189,820

Exhibit D, Schedule A
Local Funded - State Resources
Fiscal Display
PRC 4142

BAT	STN	TITLE	DIV	PCA	PERIOD	Sum of PY	Sum of TOTAL BASE SALARY	Sum of TOTAL EDWC	Sum of TOTAL OT	Sum of TOTAL UNIFORM /OEE	Sum of BENEFITS	Sum of ADM CHG	Sum of GRAND TOTAL
14	38ME	FF II MEDIC	NW	37109	7/1-12/31	1	\$60,432	\$28,029	\$12,653	\$2,130	\$65,329	\$21,246	\$189,820
14	38ME	FF II MEDIC	NW	37109 Total		2	\$120,864	\$56,058	\$25,305	\$4,260	\$130,659	\$42,493	\$379,639
14	FRME	FAE	NW	37114	1/1-6/30	1	\$58,992	\$30,046	\$13,563	\$2,130	\$67,334	\$21,688	\$193,752
14	FRME	FAE	NW	37114 Total		1	\$58,992	\$30,046	\$13,563	\$2,130	\$67,334	\$21,688	\$193,752
14	FRME	FC	NW	37114	1/1-6/30	0.5	\$33,834	\$17,232	\$7,779	\$1,065	\$38,616	\$12,419	\$110,944
14	FRME	FC	NW	37114	7/1-12/31	0.5	\$33,834	\$17,232	\$7,779	\$1,065	\$38,616	\$12,419	\$110,944
14	FRME	FC	NW	37114 Total		1	\$67,667	\$34,464	\$15,558	\$2,130	\$77,231	\$24,837	\$221,888
14	FRME	FF II	NW	37109	1/1-6/30	0.5	\$25,746	\$13,113	\$5,919	\$1,065	\$29,389	\$9,483	\$84,714
14	FRME	FF II	NW	37109	7/1-12/31	0.5	\$25,746	\$13,113	\$5,919	\$1,065	\$29,389	\$9,483	\$84,714
14	FRME	FF II	NW	37109 Total		1	\$51,492	\$26,226	\$11,839	\$2,130	\$58,777	\$18,965	\$169,429
14	FRME	FF II MEDIC	NW	37114	1/1-6/30	0.5	\$30,216	\$14,014	\$6,326	\$1,065	\$32,665	\$10,623	\$94,910
14	FRME	FF II MEDIC	NW	37114	7/1-12/31	0.5	\$30,216	\$14,014	\$6,326	\$1,065	\$32,665	\$10,623	\$94,910
14	FRME	FF II MEDIC	NW	37114 Total		1	\$60,432	\$28,029	\$12,653	\$2,130	\$65,329	\$21,246	\$189,820
14	VRME	FAE MEDIC	NW	37114	1/1-6/30	0.5	\$34,392	\$16,065	\$7,252	\$1,065	\$37,327	\$12,112	\$108,213
14	VRME	FAE MEDIC	NW	37114	7/1-12/31	0.5	\$34,392	\$16,065	\$7,252	\$1,065	\$37,327	\$12,112	\$108,213
14	VRME	FAE MEDIC	NW	37114 Total		1	\$68,783	\$32,130	\$14,504	\$2,130	\$74,655	\$24,225	\$216,426
14	VRME	FF II MEDIC	NW	37109	1/1-6/30	0.5	\$30,216	\$14,014	\$6,326	\$1,065	\$32,665	\$10,623	\$94,910
14	VRME	FF II MEDIC	NW	37109	7/1-12/31	0.5	\$30,216	\$14,014	\$6,326	\$1,065	\$32,665	\$10,623	\$94,910
14	VRME	FF II MEDIC	NW	37109 Total		1	\$60,432	\$28,029	\$12,653	\$2,130	\$65,329	\$21,246	\$189,820
14	31ME	FAE	NW	37114	1/1-6/30	1	\$58,992	\$30,046	\$13,563	\$2,130	\$67,334	\$21,688	\$193,752
14	31ME	FAE	NW	37114	7/1-12/31	1	\$58,992	\$30,046	\$13,563	\$2,130	\$67,334	\$21,688	\$193,752
14	31ME	FAE	NW	37114 Total		2	\$117,984	\$60,092	\$27,126	\$4,260	\$134,667	\$43,375	\$387,505
14	31ME	FC	NW	37114	1/1-6/30	1	\$67,667	\$34,464	\$15,558	\$2,130	\$77,231	\$24,837	\$221,888
14	31ME	FC	NW	37114	7/1-12/31	1	\$67,667	\$34,464	\$15,558	\$2,130	\$77,231	\$24,837	\$221,888
14	31ME	FC	NW	37114 Total		2	\$135,335	\$68,929	\$31,116	\$4,260	\$154,463	\$49,674	\$443,776
14	31ME	FF II MEDIC	NW	37114	1/1-6/30	1	\$60,432	\$28,029	\$12,653	\$2,130	\$65,329	\$21,246	\$189,820
14	31ME	FF II MEDIC	NW	37114	7/1-12/31	1	\$60,432	\$28,029	\$12,653	\$2,130	\$65,329	\$21,246	\$189,820
14	31ME	FF II MEDIC	NW	37114 Total		2	\$120,864	\$56,058	\$25,305	\$4,260	\$130,659	\$42,493	\$379,639
15	12	FAE	T	37110	1/1-6/30	1	\$58,992	\$30,046	\$13,563	\$2,130	\$67,334	\$21,688	\$193,752
15	12	FAE	T	37110	7/1-12/31	1	\$58,992	\$30,046	\$13,563	\$2,130	\$67,334	\$21,688	\$193,752
15	12	FAE	T	37110 Total		2	\$117,984	\$60,092	\$27,126	\$4,260	\$134,667	\$43,375	\$387,505
15	12	FC	T	37110	1/1-6/30	1	\$67,667	\$34,464	\$15,558	\$2,130	\$77,231	\$24,837	\$221,888
15	12	FC	T	37110	7/1-12/31	1	\$67,667	\$34,464	\$15,558	\$2,130	\$77,231	\$24,837	\$221,888
15	12	FC	T	37110 Total		2	\$135,335	\$68,929	\$31,116	\$4,260	\$154,463	\$49,674	\$443,776
15	12	FF II	T	37110	1/1-6/30	1	\$51,492	\$26,226	\$11,839	\$2,130	\$58,777	\$18,965	\$169,429
15	12	FF II	T	37110	7/1-12/31	1	\$51,492	\$26,226	\$11,839	\$2,130	\$58,777	\$18,965	\$169,429
15	12	FF II	T	37110 Total		2	\$102,984	\$52,452	\$23,678	\$4,260	\$117,554	\$37,930	\$338,858

Exhibit D, Schedule A
Local Funded - State Resources
Fiscal Display
PRC 4142

BAT	STN	TITLE	DIV	PCA	PERIOD	Sum of PY	Sum of TOTAL BASE SALARY	Sum of TOTAL EDWC	Sum of TOTAL OT	Sum of TOTAL UNIFORM /OEE	Sum of BENEFITS	Sum of ADM CHG	Sum of GRAND TOTAL
15	12	FF II MEDIC	T	37110	1/1-6/30	1	\$60,432	\$28,029	\$12,653	\$2,130	\$65,329	\$21,246	\$189,820
15	12	FF II MEDIC	T	37110	7/1-12/31	1	\$60,432	\$28,029	\$12,653	\$2,130	\$65,329	\$21,246	\$189,820
15	12	FF II MEDIC	T	37110 Total		2	\$120,864	\$56,058	\$25,305	\$4,260	\$130,659	\$42,493	\$379,639
15	73	FAE	T	37110	1/1-6/30	0.5	\$29,496	\$15,023	\$6,782	\$1,065	\$33,667	\$10,844	\$96,876
15	73	FAE	T	37110	7/1-12/31	0.5	\$29,496	\$15,023	\$6,782	\$1,065	\$33,667	\$10,844	\$96,876
15	73	FAE	T	37110 Total		1	\$58,992	\$30,046	\$13,563	\$2,130	\$67,334	\$21,688	\$193,752
15	73	FAE MEDIC	T	37110	1/1-6/30	0.5	\$34,392	\$16,065	\$7,252	\$1,065	\$37,327	\$12,112	\$108,213
15	73	FAE MEDIC	T	37110	7/1-12/31	0.5	\$34,392	\$16,065	\$7,252	\$1,065	\$37,327	\$12,112	\$108,213
15	73	FAE MEDIC	T	37110 Total		1	\$68,783	\$32,130	\$14,504	\$2,130	\$74,655	\$24,225	\$216,426
15	73	FC	T	37110	1/1-6/30	1	\$67,667	\$34,464	\$15,558	\$2,130	\$77,231	\$24,837	\$221,888
15	73	FC	T	37110	7/1-12/31	1	\$67,667	\$34,464	\$15,558	\$2,130	\$77,231	\$24,837	\$221,888
15	73	FC	T	37110 Total		2	\$135,335	\$68,929	\$31,116	\$4,260	\$154,463	\$49,674	\$443,776
15	73	FF II	T	37110	1/1-6/30	1	\$51,492	\$26,226	\$11,839	\$2,130	\$58,777	\$18,965	\$169,429
15	73	FF II	T	37110	7/1-12/31	1	\$51,492	\$26,226	\$11,839	\$2,130	\$58,777	\$18,965	\$169,429
15	73	FF II	T	37110 Total		2	\$102,984	\$52,452	\$23,678	\$4,260	\$117,554	\$37,930	\$338,858
15	73	FF II MEDIC	T	37110	1/1-6/30	1	\$60,432	\$28,029	\$12,653	\$2,130	\$65,329	\$21,246	\$189,820
15	73	FF II MEDIC	T	37110	7/1-12/31	1	\$60,432	\$28,029	\$12,653	\$2,130	\$65,329	\$21,246	\$189,820
15	73	FF II MEDIC	T	37110 Total		2	\$120,864	\$56,058	\$25,305	\$4,260	\$130,659	\$42,493	\$379,639
15	84	FAE	T	37110	1/1-6/30	1	\$58,992	\$30,046	\$13,563	\$2,130	\$67,334	\$21,688	\$193,752
15	84	FAE	T	37110	7/1-12/31	1	\$58,992	\$30,046	\$13,563	\$2,130	\$67,334	\$21,688	\$193,752
15	84	FAE	T	37110 Total		2	\$117,984	\$60,092	\$27,126	\$4,260	\$134,667	\$43,375	\$387,505
15	84	FC	T	37110	1/1-6/30	1	\$67,667	\$34,464	\$15,558	\$2,130	\$77,231	\$24,837	\$221,888
15	84	FC	T	37110	7/1-12/31	1	\$67,667	\$34,464	\$15,558	\$2,130	\$77,231	\$24,837	\$221,888
15	84	FC	T	37110 Total		2	\$135,335	\$68,929	\$31,116	\$4,260	\$154,463	\$49,674	\$443,776
15	84	FC MEDIC	T	37110	1/1-6/30	0.5	\$39,177	\$18,426	\$8,318	\$1,065	\$42,686	\$13,823	\$123,495
15	84	FC MEDIC	T	37110	7/1-12/31	0.5	\$39,177	\$18,426	\$8,318	\$1,065	\$42,686	\$13,823	\$123,495
15	84	FC MEDIC	T	37110 Total		1	\$78,355	\$36,852	\$16,635	\$2,130	\$85,372	\$27,646	\$246,989
15	84	FF II	T	37110	1/1-6/30	1	\$51,492	\$26,226	\$11,839	\$2,130	\$58,777	\$18,965	\$169,429
15	84	FF II	T	37110	7/1-12/31	1	\$51,492	\$26,226	\$11,839	\$2,130	\$58,777	\$18,965	\$169,429
15	84	FF II	T	37110 Total		2	\$102,984	\$52,452	\$23,678	\$4,260	\$117,554	\$37,930	\$338,858
15	84	FF II MEDIC	T	37110	1/1-6/30	1	\$60,432	\$28,029	\$12,653	\$2,130	\$65,329	\$21,246	\$189,820
15	84	FF II MEDIC	T	37110	7/1-12/31	1	\$60,432	\$28,029	\$12,653	\$2,130	\$65,329	\$21,246	\$189,820
15	84	FF II MEDIC	T	37110 Total		2	\$120,864	\$56,058	\$25,305	\$4,260	\$130,659	\$42,493	\$379,639
15	92	FAE	T	37110	1/1-6/30	0.5	\$29,496	\$15,023	\$6,782	\$1,065	\$33,667	\$10,844	\$96,876
15	92	FAE	T	37110	7/1-12/31	0.5	\$29,496	\$15,023	\$6,782	\$1,065	\$33,667	\$10,844	\$96,876
15	92	FAE	T	37110 Total		1	\$58,992	\$30,046	\$13,563	\$2,130	\$67,334	\$21,688	\$193,752
15	92	FAE MEDIC	T	37110	1/1-6/30	0.5	\$34,392	\$16,065	\$7,252	\$1,065	\$37,327	\$12,112	\$108,213

Exhibit D, Schedule A
Local Funded - State Resources
Fiscal Display
PRC 4142

BAT	STN	TITLE	DIV	PCA	PERIOD	Sum of PY	Sum of TOTAL BASE SALARY	Sum of TOTAL EDWC	Sum of TOTAL OT	Sum of TOTAL UNIFORM /OEE	Sum of BENEFITS	Sum of ADM CHG	Sum of GRAND TOTAL
15	92	FAE MEDIC	T	37110	7/1-12/31	0.5	\$34,392	\$16,065	\$7,252	\$1,065	\$37,327	\$12,112	\$108,213
15	92	FAE MEDIC	T	37110 Total		1	\$68,783	\$32,130	\$14,504	\$2,130	\$74,655	\$24,225	\$216,426
15	92	FC	T	37110	1/1-6/30	1	\$67,667	\$34,464	\$15,558	\$2,130	\$77,231	\$24,837	\$221,888
15	92	FC	T	37110	7/1-12/31	1	\$67,667	\$34,464	\$15,558	\$2,130	\$77,231	\$24,837	\$221,888
15	92	FC	T	37110 Total		2	\$135,335	\$68,929	\$31,116	\$4,260	\$154,463	\$49,674	\$443,776
15	92	FF II	T	37110	1/1-6/30	1	\$51,492	\$26,226	\$11,839	\$2,130	\$58,777	\$18,965	\$169,429
15	92	FF II	T	37110	7/1-12/31	1	\$51,492	\$26,226	\$11,839	\$2,130	\$58,777	\$18,965	\$169,429
15	92	FF II	T	37110 Total		2	\$102,984	\$52,452	\$23,678	\$4,260	\$117,554	\$37,930	\$338,858
15	92	FF II MEDIC	T	37110	1/1-6/30	1	\$60,432	\$28,029	\$12,653	\$2,130	\$65,329	\$21,246	\$189,820
15	92	FF II MEDIC	T	37110	7/1-12/31	1	\$60,432	\$28,029	\$12,653	\$2,130	\$65,329	\$21,246	\$189,820
15	92	FF II MEDIC	T	37110 Total		2	\$120,864	\$56,058	\$25,305	\$4,260	\$130,659	\$42,493	\$379,639
15	73T	FAE	T	37110	1/1-6/30	1.5	\$88,488	\$45,069	\$20,345	\$3,195	\$101,001	\$32,532	\$290,629
15	73T	FAE	T	37110	7/1-12/31	1.5	\$88,488	\$45,069	\$20,345	\$3,195	\$101,001	\$32,532	\$290,629
15	73T	FAE	T	37110 Total		3	\$176,976	\$90,137	\$40,690	\$6,390	\$202,001	\$65,063	\$581,257
15	73T	FC	T	37110	1/1-6/30	1.5	\$101,501	\$51,697	\$23,337	\$3,195	\$115,847	\$37,256	\$332,832
15	73T	FC	T	37110	7/1-12/31	1.5	\$101,501	\$51,697	\$23,337	\$3,195	\$115,847	\$37,256	\$332,832
15	73T	FC	T	37110 Total		3	\$203,002	\$103,393	\$46,673	\$6,390	\$231,694	\$74,511	\$665,664
15	73T	FF II	T	37110	1/1-6/30	1.5	\$77,238	\$39,339	\$17,758	\$3,195	\$88,166	\$28,448	\$254,143
15	73T	FF II	T	37110	7/1-12/31	1.5	\$77,238	\$39,339	\$17,758	\$3,195	\$88,166	\$28,448	\$254,143
15	73T	FF II	T	37110 Total		3	\$154,476	\$78,678	\$35,516	\$6,390	\$176,331	\$56,895	\$508,287
15	73T	FF II MEDIC	T	37110	1/1-6/30	1.5	\$90,648	\$42,043	\$18,979	\$3,195	\$97,994	\$31,870	\$284,729
15	73T	FF II MEDIC	T	37110	7/1-12/31	1.5	\$90,648	\$42,043	\$18,979	\$3,195	\$97,994	\$31,870	\$284,729
15	73T	FF II MEDIC	T	37110 Total		3	\$181,296	\$84,087	\$37,958	\$6,390	\$195,988	\$63,739	\$569,459
15	FRE	FAE MEDIC	T	37110	1/1-6/30	0.5	\$34,392	\$16,065	\$7,252	\$1,065	\$37,327	\$12,112	\$108,213
15	FRE	FAE MEDIC	T	37110	7/1-12/31	0.5	\$34,392	\$16,065	\$7,252	\$1,065	\$37,327	\$12,112	\$108,213
15	FRE	FAE MEDIC	T	37110 Total		1	\$68,783	\$32,130	\$14,504	\$2,130	\$74,655	\$24,225	\$216,426
15	FRE	FC	T	37110	1/1-6/30	0.5	\$33,834	\$17,232	\$7,779	\$1,065	\$38,616	\$12,419	\$110,944
15	FRE	FC	T	37110	7/1-12/31	0.5	\$33,834	\$17,232	\$7,779	\$1,065	\$38,616	\$12,419	\$110,944
15	FRE	FC	T	37110 Total		1	\$67,667	\$34,464	\$15,558	\$2,130	\$77,231	\$24,837	\$221,888
15	FRE	FF II	T	37110	1/1-6/30	0.5	\$25,746	\$13,113	\$5,919	\$1,065	\$29,389	\$9,483	\$84,714
15	FRE	FF II	T	37110	7/1-12/31	0.5	\$25,746	\$13,113	\$5,919	\$1,065	\$29,389	\$9,483	\$84,714
15	FRE	FF II	T	37110 Total		1	\$51,492	\$26,226	\$11,839	\$2,130	\$58,777	\$18,965	\$169,429
15	FRE	FF II MEDIC	T	37110	1/1-6/30	0.5	\$30,216	\$14,014	\$6,326	\$1,065	\$32,665	\$10,623	\$94,910
15	FRE	FF II MEDIC	T	37110	7/1-12/31	0.5	\$30,216	\$14,014	\$6,326	\$1,065	\$32,665	\$10,623	\$94,910
15	FRE	FF II MEDIC	T	37110 Total		1	\$60,432	\$28,029	\$12,653	\$2,130	\$65,329	\$21,246	\$189,820
15	VRE	FAE	T	37110	1/1-6/30	0.5	\$29,496	\$15,023	\$6,782	\$1,065	\$33,667	\$10,844	\$96,876
15	VRE	FAE	T	37110	7/1-12/31	0.5	\$29,496	\$15,023	\$6,782	\$1,065	\$33,667	\$10,844	\$96,876

Exhibit D, Schedule A
Local Funded - State Resources
Fiscal Display
PRC 4142

BAT	STN	TITLE	DIV	PCA	PERIOD	Sum of PY	Sum of TOTAL BASE SALARY	Sum of TOTAL EDWC.	Sum of TOTAL OT	Sum of TOTAL UNIFORM /OEE	Sum of BENEFITS	Sum of ADM CHG	Sum of GRAND TOTAL	
	15	VRE	FAE	T	37110 Total	1	\$58,992	\$30,046	\$13,563	\$2,130	\$67,334	\$21,688	\$193,752	
	15	VRE	FAE MEDIC	T	37110	1/1-6/30	1	\$68,783	\$32,130	\$14,504	\$2,130	\$74,655	\$24,225	\$216,426
	15	VRE	FAE MEDIC	T	37110	7/1-12/31	1	\$68,783	\$32,130	\$14,504	\$2,130	\$74,655	\$24,225	\$216,426
	15	VRE	FAE MEDIC	T	37110 Total		2	\$137,566	\$64,259	\$29,008	\$4,260	\$149,309	\$48,449	\$432,851
	15	VRE	FC	T	37110	1/1-6/30	0.5	\$33,834	\$17,232	\$7,779	\$1,065	\$38,616	\$12,419	\$110,944
	15	VRE	FC	T	37110	7/1-12/31	0.5	\$33,834	\$17,232	\$7,779	\$1,065	\$38,616	\$12,419	\$110,944
	15	VRE	FC	T	37110 Total		1	\$67,667	\$34,464	\$15,558	\$2,130	\$77,231	\$24,837	\$221,888
	15	VRE	FF II	T	37110	1/1-6/30	1	\$51,492	\$26,226	\$11,839	\$2,130	\$58,777	\$18,965	\$169,429
	15	VRE	FF II	T	37110	7/1-12/31	1	\$51,492	\$26,226	\$11,839	\$2,130	\$58,777	\$18,965	\$169,429
	15	VRE	FF II	T	37110 Total		2	\$102,984	\$52,452	\$23,678	\$4,260	\$117,554	\$37,930	\$338,858
	15	VRE	FF II MEDIC	T	37110	1/1-6/30	0.5	\$30,216	\$14,014	\$6,326	\$1,065	\$32,665	\$10,623	\$94,910
	15	VRE	FF II MEDIC	T	37110	7/1-12/31	0.5	\$30,216	\$14,014	\$6,326	\$1,065	\$32,665	\$10,623	\$94,910
	15	VRE	FF II MEDIC	T	37110 Total		1	\$60,432	\$28,029	\$12,653	\$2,130	\$65,329	\$21,246	\$189,820
15A			BATT CHIEF	T	37110	1/1-6/30	0.5	\$40,650	\$20,704	\$9,346	\$1,065	\$46,393	\$14,893	\$133,051
15A			BATT CHIEF	T	37110	7/1-12/31	0.5	\$40,650	\$20,704	\$9,346	\$1,065	\$46,393	\$14,893	\$133,051
15A			BATT CHIEF	T	37110 Total		1	\$81,301	\$41,408	\$18,692	\$2,130	\$92,785	\$29,786	\$266,102
9A			BATT CHIEF	MV	37104	1/1-6/30	0.5	\$40,650	\$20,704	\$9,346	\$1,065	\$46,393	\$14,893	\$133,051
9A			BATT CHIEF	MV	37104	7/1-12/31	0.5	\$40,650	\$20,704	\$9,346	\$1,065	\$46,393	\$14,893	\$133,051
9A			BATT CHIEF	MV	37104 Total		1	\$81,301	\$41,408	\$18,692	\$2,130	\$92,785	\$29,786	\$266,102
9B			BATT CHIEF	MV	37104	1/1-6/30	0.5	\$40,650	\$20,704	\$9,346	\$1,065	\$46,393	\$14,893	\$133,051
9B			BATT CHIEF	MV	37104	7/1-12/31	0.5	\$40,650	\$20,704	\$9,346	\$1,065	\$46,393	\$14,893	\$133,051
9B			BATT CHIEF	MV	37104 Total		1	\$81,301	\$41,408	\$18,692	\$2,130	\$92,785	\$29,786	\$266,102
B13			BATT CHIEF	SW	37128	1/1-6/30	0.5	\$40,650	\$20,704	\$9,346	\$1,065	\$46,393	\$14,893	\$133,051
B13			BATT CHIEF	SW	37128	7/1-12/31	0.5	\$40,650	\$20,704	\$9,346	\$1,065	\$46,393	\$14,893	\$133,051
B13			BATT CHIEF	SW	37128 Total		1	\$81,301	\$41,408	\$18,692	\$2,130	\$92,785	\$29,786	\$266,102
B2			BATT CHIEF	SW	37107	1/1-6/30	0.5	\$40,650	\$20,704	\$9,346	\$1,065	\$46,393	\$14,893	\$133,051
B2			BATT CHIEF	SW	37107	7/1-12/31	0.5	\$40,650	\$20,704	\$9,346	\$1,065	\$46,393	\$14,893	\$133,051
B2			BATT CHIEF	SW	37107 Total		1	\$81,301	\$41,408	\$18,692	\$2,130	\$92,785	\$29,786	\$266,102
7A			BATT CHIEF	I/ED	37116	1/1-6/30	0.5	\$40,650	\$20,704	\$9,346	\$1,065	\$46,393	\$14,893	\$133,051
7A			BATT CHIEF	I/ED	37116	7/1-12/31	0.5	\$40,650	\$20,704	\$9,346	\$1,065	\$46,393	\$14,893	\$133,051
7A			BATT CHIEF	I/ED	37116 Total		1	\$81,301	\$41,408	\$18,692	\$2,130	\$92,785	\$29,786	\$266,102
Grand Total						505.5	\$30,565,930	\$14,953,763	\$6,750,383	\$1,068,915	\$34,044,089	\$11,015,768	\$98,398,847	

Exhibit D, Schedule A
Local Funded - State Resources
Fiscal Display
PRC 4142

This is Schedule A of Cooperative Agreement originally dated July 1, 2017 by and between CAL FIRE of the State of California and County of Riverside

BAT	STN	TITLE	DIV	PCA	PERIOD	Sum of PY	Sum of TOTAL BASE SALARY	Sum of TOTAL EDWC	Sum of TOTAL OT	Sum of TOTAL UNIFORM /OEE	Sum of BENEFITS	Sum of ADM CHG	Sum of GRAND TOTAL
	1 1A	FAE	SW	37119	6/1-6/30	0.17	\$10,122	\$5,156	\$2,327	\$355	\$12,396	\$3,934	\$34,291
	1 1A	FAE	SW	37119	7/1-12/31	1.00	\$60,735	\$30,933	\$13,964	\$2,130	\$74,378	\$23,605	\$205,745
	1 1A	FAE	SW	37119 Total		1.17	\$70,857	\$36,089	\$16,291	\$2,485	\$86,774	\$27,540	\$240,036
	1 3ME	FAE	SW	37100	1/1-6/30	1.00	\$60,735	\$30,933	\$13,964	\$2,130	\$74,378	\$23,605	\$205,745
	1 3ME	FAE	SW	37100	7/1-12/31	1.00	\$60,735	\$30,933	\$13,964	\$2,130	\$74,378	\$23,605	\$205,745
	1 3ME	FAE	SW	37100 Total		2.00	\$121,470	\$61,867	\$27,928	\$4,260	\$148,755	\$47,211	\$411,490
	1 3ME	FC	SW	37100	1/1-6/30	0.50	\$34,665	\$17,656	\$7,970	\$1,065	\$42,450	\$13,453	\$117,259
	1 3ME	FC	SW	37100	7/1-12/31	0.50	\$34,665	\$17,656	\$7,970	\$1,065	\$42,450	\$13,453	\$117,259
	1 3ME	FC	SW	37100 Total		1.00	\$69,331	\$35,311	\$15,940	\$2,130	\$84,900	\$26,907	\$234,519
	1 3ME	FF II	SW	37100	1/1-6/30	1.00	\$53,268	\$27,130	\$12,247	\$2,130	\$65,237	\$20,738	\$180,751
	1 3ME	FF II	SW	37100	7/1-12/31	1.00	\$53,268	\$27,130	\$12,247	\$2,130	\$65,237	\$20,738	\$180,751
	1 3ME	FF II	SW	37100 Total		2.00	\$106,536	\$54,261	\$24,494	\$4,260	\$130,475	\$41,475	\$361,501
	1 3ME	FF II MEDIC	SW	37100	1/1-6/30	1.50	\$93,492	\$43,492	\$19,633	\$3,195	\$108,533	\$34,778	\$303,123
	1 3ME	FF II MEDIC	SW	37100	7/1-12/31	1.50	\$93,492	\$43,492	\$19,633	\$3,195	\$108,533	\$34,778	\$303,123
	1 3ME	FF II MEDIC	SW	37100 Total		3.00	\$186,984	\$86,984	\$39,266	\$6,390	\$217,067	\$69,555	\$606,245
	1 4ME	FAE	SW	37100	1/1-6/30	0.50	\$30,367	\$15,467	\$6,982	\$1,065	\$37,189	\$11,803	\$102,872
	1 4ME	FAE	SW	37100	7/1-12/31	0.50	\$30,367	\$15,467	\$6,982	\$1,065	\$37,189	\$11,803	\$102,872
	1 4ME	FAE	SW	37100 Total		1.00	\$60,735	\$30,933	\$13,964	\$2,130	\$74,378	\$23,605	\$205,745
	1 4ME	FAE MEDIC	SW	37100	1/1-6/30	0.50	\$35,325	\$16,540	\$7,466	\$1,065	\$41,161	\$13,162	\$114,719
	1 4ME	FAE MEDIC	SW	37100	7/1-12/31	0.50	\$35,325	\$16,540	\$7,466	\$1,065	\$41,161	\$13,162	\$114,719
	1 4ME	FAE MEDIC	SW	37100 Total		1.00	\$70,650	\$33,080	\$14,933	\$2,130	\$82,321	\$26,324	\$229,438
	1 4ME	FC	SW	37100	1/1-6/30	1.00	\$69,331	\$35,311	\$15,940	\$2,130	\$84,900	\$26,907	\$234,519
	1 4ME	FC	SW	37100	7/1-12/31	1.00	\$69,331	\$35,311	\$15,940	\$2,130	\$84,900	\$26,907	\$234,519
	1 4ME	FC	SW	37100 Total		2.00	\$138,661	\$70,623	\$31,880	\$4,260	\$169,800	\$53,813	\$469,037
	1 4ME	FF II	SW	37100	1/1-6/30	0.50	\$26,634	\$13,565	\$6,124	\$1,065	\$32,619	\$10,369	\$90,375
	1 4ME	FF II	SW	37100	7/1-12/31	0.50	\$26,634	\$13,565	\$6,124	\$1,065	\$32,619	\$10,369	\$90,375
	1 4ME	FF II	SW	37100 Total		1.00	\$53,268	\$27,130	\$12,247	\$2,130	\$65,237	\$20,738	\$180,751
	1 4ME	FF II MEDIC	SW	37100	1/1-6/30	0.50	\$31,164	\$14,497	\$6,544	\$1,065	\$36,178	\$11,593	\$101,041
	1 4ME	FF II MEDIC	SW	37100	7/1-12/31	0.50	\$31,164	\$14,497	\$6,544	\$1,065	\$36,178	\$11,593	\$101,041
	1 4ME	FF II MEDIC	SW	37100 Total		1.00	\$62,328	\$28,995	\$13,089	\$2,130	\$72,356	\$23,185	\$202,082
	1 59ME	FAE	SW	37100	1/1-6/30	1.00	\$60,735	\$30,933	\$13,964	\$2,130	\$74,378	\$23,605	\$205,745
	1 59ME	FAE	SW	37100	7/1-12/31	1.00	\$60,735	\$30,933	\$13,964	\$2,130	\$74,378	\$23,605	\$205,745
	1 59ME	FAE	SW	37100 Total		2.00	\$121,470	\$61,867	\$27,928	\$4,260	\$148,755	\$47,211	\$411,490
	1 59ME	FC	SW	37100	1/1-6/30	1.00	\$69,331	\$35,311	\$15,940	\$2,130	\$84,900	\$26,907	\$234,519

Exhibit D, Schedule A
Local Funded - State Resources
Fiscal Display
PRC 4142

BAT	STN	TITLE	DIV	PCA	PERIOD	Sum of PY	Sum of TOTAL BASE SALARY	Sum of TOTAL EDWC	Sum of TOTAL OT	Sum of TOTAL UNIFORM /OEE	Sum of BENEFITS	Sum of ADM CHG	Sum of GRAND TOTAL
	1 59ME	FC	SW	37100	7/1-12/31	1.00	\$69,331	\$35,311	\$15,940	\$2,130	\$84,900	\$26,907	\$234,519
	1 59ME	FC	SW	37100 Total		2.00	\$138,661	\$70,623	\$31,880	\$4,260	\$169,800	\$53,813	\$469,037
	1 59ME	FF II MEDIC	SW	37100	1/1-6/30	1.00	\$62,328	\$28,995	\$13,089	\$2,130	\$72,356	\$23,185	\$202,082
	1 59ME	FF II MEDIC	SW	37100	7/1-12/31	1.00	\$62,328	\$28,995	\$13,089	\$2,130	\$72,356	\$23,185	\$202,082
	1 59ME	FF II MEDIC	SW	37100 Total		2.00	\$124,656	\$57,989	\$26,177	\$4,260	\$144,711	\$46,370	\$404,164
	1 8ME	FAE	SW	37100	1/1-6/30	0.50	\$30,367	\$15,467	\$6,982	\$1,065	\$37,189	\$11,803	\$102,872
	1 8ME	FAE	SW	37100	7/1-12/31	0.50	\$30,367	\$15,467	\$6,982	\$1,065	\$37,189	\$11,803	\$102,872
	1 8ME	FAE	SW	37100 Total		1.00	\$60,735	\$30,933	\$13,964	\$2,130	\$74,378	\$23,605	\$205,745
	1 8ME	FAE MEDIC	SW	37100	1/1-6/30	0.50	\$35,325	\$16,540	\$7,466	\$1,065	\$41,161	\$13,162	\$114,719
	1 8ME	FAE MEDIC	SW	37100	7/1-12/31	0.50	\$35,325	\$16,540	\$7,466	\$1,065	\$41,161	\$13,162	\$114,719
	1 8ME	FAE MEDIC	SW	37100 Total		1.00	\$70,650	\$33,080	\$14,933	\$2,130	\$82,321	\$26,324	\$229,438
	1 8ME	FC	SW	37100	1/1-6/30	1.00	\$69,331	\$35,311	\$15,940	\$2,130	\$84,900	\$26,907	\$234,519
	1 8ME	FC	SW	37100	7/1-12/31	1.00	\$69,331	\$35,311	\$15,940	\$2,130	\$84,900	\$26,907	\$234,519
	1 8ME	FC	SW	37100 Total		2.00	\$138,661	\$70,623	\$31,880	\$4,260	\$169,800	\$53,813	\$469,037
	1 8ME	FF II	SW	37100	1/1-6/30	0.50	\$26,634	\$13,565	\$6,124	\$1,065	\$32,619	\$10,369	\$90,375
	1 8ME	FF II	SW	37100	7/1-12/31	0.50	\$26,634	\$13,565	\$6,124	\$1,065	\$32,619	\$10,369	\$90,375
	1 8ME	FF II	SW	37100 Total		1.00	\$53,268	\$27,130	\$12,247	\$2,130	\$65,237	\$20,738	\$180,751
	1 8ME	FF II MEDIC	SW	37100	1/1-6/30	0.50	\$31,164	\$14,497	\$6,544	\$1,065	\$36,178	\$11,593	\$101,041
	1 8ME	FF II MEDIC	SW	37100	7/1-12/31	0.50	\$31,164	\$14,497	\$6,544	\$1,065	\$36,178	\$11,593	\$101,041
	1 8ME	FF II MEDIC	SW	37100 Total		1.00	\$62,328	\$28,995	\$13,089	\$2,130	\$72,356	\$23,185	\$202,082
	1 90MT	FC	SW	37134	1/1-6/30	1.50	\$103,996	\$52,967	\$23,910	\$3,195	\$127,350	\$40,360	\$351,778
	1 90MT	FC	SW	37134	7/1-12/31	1.50	\$103,996	\$52,967	\$23,910	\$3,195	\$127,350	\$40,360	\$351,778
	1 90MT	FC	SW	37134 Total		3.00	\$207,992	\$105,934	\$47,821	\$6,390	\$254,700	\$80,720	\$703,556
	1 9ME	FAE	SW	37100	1/1-6/30	0.50	\$30,367	\$15,467	\$6,982	\$1,065	\$37,189	\$11,803	\$102,872
	1 9ME	FAE	SW	37100	7/1-12/31	0.50	\$30,367	\$15,467	\$6,982	\$1,065	\$37,189	\$11,803	\$102,872
	1 9ME	FAE	SW	37100 Total		1.00	\$60,735	\$30,933	\$13,964	\$2,130	\$74,378	\$23,605	\$205,745
	1 9ME	FAE MEDIC	SW	37100	1/1-6/30	0.50	\$35,325	\$16,540	\$7,466	\$1,065	\$41,161	\$13,162	\$114,719
	1 9ME	FAE MEDIC	SW	37100	7/1-12/31	0.50	\$35,325	\$16,540	\$7,466	\$1,065	\$41,161	\$13,162	\$114,719
	1 9ME	FAE MEDIC	SW	37100 Total		1.00	\$70,650	\$33,080	\$14,933	\$2,130	\$82,321	\$26,324	\$229,438
	1 9ME	FC	SW	37100	1/1-6/30	0.50	\$34,665	\$17,656	\$7,970	\$1,065	\$42,450	\$13,453	\$117,259
	1 9ME	FC	SW	37100	7/1-12/31	0.50	\$34,665	\$17,656	\$7,970	\$1,065	\$42,450	\$13,453	\$117,259
	1 9ME	FC	SW	37100 Total		1.00	\$69,331	\$35,311	\$15,940	\$2,130	\$84,900	\$26,907	\$234,519
	1 9ME	FF II	SW	37100	1/1-6/30	1.00	\$53,268	\$27,130	\$12,247	\$2,130	\$65,237	\$20,738	\$180,751
	1 9ME	FF II	SW	37100	7/1-12/31	1.00	\$53,268	\$27,130	\$12,247	\$2,130	\$65,237	\$20,738	\$180,751
	1 9ME	FF II	SW	37100 Total		2.00	\$106,536	\$54,261	\$24,494	\$4,260	\$130,475	\$41,475	\$361,501
	1 9ME	FF II MEDIC	SW	37100	1/1-6/30	1.50	\$93,492	\$43,492	\$19,633	\$3,195	\$108,533	\$34,778	\$303,123

Exhibit D, Schedule A
Local Funded - State Resources
Fiscal Display
PRC 4142

BAT	STN	TITLE	DIV	PCA	PERIOD	Sum of PY	Sum of TOTAL BASE SALARY	Sum of TOTAL EDWC	Sum of TOTAL OT	Sum of TOTAL UNIFORM/OEE	Sum of BENEFITS	Sum of ADM CHG	Sum of GRAND TOTAL
1	9ME	FF II MEDIC	SW	37100	7/1-12/31	1.50	\$93,492	\$43,492	\$19,633	\$3,195	\$108,533	\$34,778	\$303,123
1	9ME	FF II MEDIC	SW	37100 Total		3.00	\$186,984	\$86,984	\$39,266	\$6,390	\$217,067	\$69,555	\$606,245
1	FRME	FAE	SW	37100	1/1-6/30	0.50	\$30,367	\$15,467	\$6,982	\$1,065	\$37,189	\$11,803	\$102,872
1	FRME	FAE	SW	37100	7/1-12/31	0.50	\$30,367	\$15,467	\$6,982	\$1,065	\$37,189	\$11,803	\$102,872
1	FRME	FAE	SW	37100 Total		1.00	\$60,735	\$30,933	\$13,964	\$2,130	\$74,378	\$23,605	\$205,745
1	FRME	FC MEDIC	SW	37100	1/1-6/30	0.50	\$40,072	\$18,881	\$8,523	\$1,065	\$46,861	\$14,956	\$130,359
1	FRME	FC MEDIC	SW	37100	7/1-12/31	0.50	\$40,072	\$18,881	\$8,523	\$1,065	\$46,861	\$14,956	\$130,359
1	FRME	FC MEDIC	SW	37100 Total		1.00	\$80,144	\$37,763	\$17,047	\$2,130	\$93,723	\$29,913	\$260,719
1	FRME	FF II MEDIC	SW	37100	1/1-6/30	0.50	\$31,164	\$14,497	\$6,544	\$1,065	\$36,178	\$11,593	\$101,041
1	FRME	FF II MEDIC	SW	37100	7/1-12/31	0.50	\$31,164	\$14,497	\$6,544	\$1,065	\$36,178	\$11,593	\$101,041
1	FRME	FF II MEDIC	SW	37100 Total		1.00	\$62,328	\$28,995	\$13,089	\$2,130	\$72,356	\$23,185	\$202,082
1	VRME	FAE MEDIC	SW	37100	1/1-6/30	1.00	\$70,650	\$33,080	\$14,933	\$2,130	\$82,321	\$26,324	\$229,438
1	VRME	FAE MEDIC	SW	37100	7/1-12/31	1.00	\$70,650	\$33,080	\$14,933	\$2,130	\$82,321	\$26,324	\$229,438
1	VRME	FAE MEDIC	SW	37100 Total		2.00	\$141,299	\$66,160	\$29,866	\$4,260	\$164,643	\$52,647	\$458,875
1	VRME	FC	SW	37100	1/1-6/30	0.50	\$34,665	\$17,656	\$7,970	\$1,065	\$42,450	\$13,453	\$117,259
1	VRME	FC	SW	37100	7/1-12/31	0.50	\$34,665	\$17,656	\$7,970	\$1,065	\$42,450	\$13,453	\$117,259
1	VRME	FC	SW	37100 Total		1.00	\$69,331	\$35,311	\$15,940	\$2,130	\$84,900	\$26,907	\$234,519
2	11ME	FAE	SW	37100	1/1-6/30	0.50	\$30,367	\$15,467	\$6,982	\$1,065	\$37,189	\$11,803	\$102,872
2	11ME	FAE	SW	37100	7/1-12/31	0.50	\$30,367	\$15,467	\$6,982	\$1,065	\$37,189	\$11,803	\$102,872
2	11ME	FAE	SW	37100 Total		1.00	\$60,735	\$30,933	\$13,964	\$2,130	\$74,378	\$23,605	\$205,745
2	11ME	FAE MEDIC	SW	37100	1/1-6/30	0.50	\$35,325	\$16,540	\$7,466	\$1,065	\$41,161	\$13,162	\$114,719
2	11ME	FAE MEDIC	SW	37100	7/1-12/31	0.50	\$35,325	\$16,540	\$7,466	\$1,065	\$41,161	\$13,162	\$114,719
2	11ME	FAE MEDIC	SW	37100 Total		1.00	\$70,650	\$33,080	\$14,933	\$2,130	\$82,321	\$26,324	\$229,438
2	11ME	FC	SW	37100	1/1-6/30	1.00	\$69,331	\$35,311	\$15,940	\$2,130	\$84,900	\$26,907	\$234,519
2	11ME	FC	SW	37100	7/1-12/31	1.00	\$69,331	\$35,311	\$15,940	\$2,130	\$84,900	\$26,907	\$234,519
2	11ME	FC	SW	37100 Total		2.00	\$138,661	\$70,623	\$31,880	\$4,260	\$169,800	\$53,813	\$469,037
2	11ME	FF II	SW	37100	1/1-6/30	0.00	\$0	\$0	\$0	\$0	\$0	\$0	\$0
2	11ME	FF II	SW	37100	7/1-12/31	0.00	\$0	\$0	\$0	\$0	\$0	\$0	\$0
2	11ME	FF II	SW	37100 Total		0.00	\$0	\$0	\$0	\$0	\$0	\$0	\$0
2	11ME	FF II MEDIC	SW	37100	1/1-6/30	1.00	\$62,328	\$28,995	\$13,089	\$2,130	\$72,356	\$23,185	\$202,082
2	11ME	FF II MEDIC	SW	37100	7/1-12/31	1.00	\$62,328	\$28,995	\$13,089	\$2,130	\$72,356	\$23,185	\$202,082
2	11ME	FF II MEDIC	SW	37100 Total		2.00	\$124,656	\$57,989	\$26,177	\$4,260	\$144,711	\$46,370	\$404,164
2	51ME	FAE	SW	37100	1/1-6/30	0.50	\$30,367	\$15,467	\$6,982	\$1,065	\$37,189	\$11,803	\$102,872
2	51ME	FAE	SW	37100	7/1-12/31	0.50	\$30,367	\$15,467	\$6,982	\$1,065	\$37,189	\$11,803	\$102,872
2	51ME	FAE	SW	37100 Total		1.00	\$60,735	\$30,933	\$13,964	\$2,130	\$74,378	\$23,605	\$205,745
2	51ME	FAE MEDIC	SW	37100	1/1-6/30	0.50	\$35,325	\$16,540	\$7,466	\$1,065	\$41,161	\$13,162	\$114,719

Exhibit D, Schedule A
Local Funded - State Resources
Fiscal Display
PRC 4142

BAT	STN	TITLE	DIV	PCA	PERIOD	Sum of PY	Sum of TOTAL BASE SALARY	Sum of TOTAL EDWC	Sum of TOTAL OT	Sum of TOTAL UNIFORM /OEE	Sum of BENEFITS	Sum of ADM CHG	Sum of GRAND TOTAL
2	51ME	FAE MEDIC	SW	37100	7/1-12/31	0.50	\$35,325	\$16,540	\$7,466	\$1,065	\$41,161	\$13,162	\$114,719
2	51ME	FAE MEDIC	SW	37100 Total		1.00	\$70,650	\$33,080	\$14,933	\$2,130	\$82,321	\$26,324	\$229,438
2	51ME	FC	SW	37100	1/1-6/30	1.00	\$69,331	\$35,311	\$15,940	\$2,130	\$84,900	\$26,907	\$234,519
2	51ME	FC	SW	37100	7/1-12/31	1.00	\$69,331	\$35,311	\$15,940	\$2,130	\$84,900	\$26,907	\$234,519
2	51ME	FC	SW	37100 Total		2.00	\$138,661	\$70,623	\$31,880	\$4,260	\$169,800	\$53,813	\$469,037
2	51ME	FF II MEDIC	SW	37100	1/1-6/30	1.00	\$62,328	\$28,995	\$13,089	\$2,130	\$72,356	\$23,185	\$202,082
2	51ME	FF II MEDIC	SW	37100	7/1-12/31	1.00	\$62,328	\$28,995	\$13,089	\$2,130	\$72,356	\$23,185	\$202,082
2	51ME	FF II MEDIC	SW	37100 Total		2.00	\$124,656	\$57,989	\$26,177	\$4,260	\$144,711	\$46,370	\$404,164
2	97T	FC	SW	37100	1/1-6/30	1.50	\$103,996	\$52,967	\$23,910	\$3,195	\$127,350	\$40,360	\$351,778
2	97T	FC	SW	37100	7/1-12/31	1.50	\$103,996	\$52,967	\$23,910	\$3,195	\$127,350	\$40,360	\$351,778
2	97T	FC	SW	37100 Total		3.00	\$207,992	\$105,934	\$47,821	\$6,390	\$254,700	\$80,720	\$703,556
2	VRME	FAE	SW	37100	1/1-6/30	0.50	\$30,367	\$15,467	\$6,982	\$1,065	\$37,189	\$11,803	\$102,872
2	VRME	FAE	SW	37100	7/1-12/31	0.50	\$30,367	\$15,467	\$6,982	\$1,065	\$37,189	\$11,803	\$102,872
2	VRME	FAE	SW	37100 Total		1.00	\$60,735	\$30,933	\$13,964	\$2,130	\$74,378	\$23,605	\$205,745
2	VRME	FC	SW	37100	1/1-6/30	0.50	\$34,665	\$17,656	\$7,970	\$1,065	\$42,450	\$13,453	\$117,259
2	VRME	FC	SW	37100	7/1-12/31	0.50	\$34,665	\$17,656	\$7,970	\$1,065	\$42,450	\$13,453	\$117,259
2	VRME	FC	SW	37100 Total		1.00	\$69,331	\$35,311	\$15,940	\$2,130	\$84,900	\$26,907	\$234,519
2	VRME	FF II MEDIC	SW	37100	1/1-6/30	0.50	\$31,164	\$14,497	\$6,544	\$1,065	\$36,178	\$11,593	\$101,041
2	VRME	FF II MEDIC	SW	37100	7/1-12/31	0.50	\$31,164	\$14,497	\$6,544	\$1,065	\$36,178	\$11,593	\$101,041
2	VRME	FF II MEDIC	SW	37100 Total		1.00	\$62,328	\$28,995	\$13,089	\$2,130	\$72,356	\$23,185	\$202,082
3	22ME	FAE	OG	37100	1/1-6/30	0.50	\$30,367	\$15,467	\$6,982	\$1,065	\$37,189	\$11,803	\$102,872
3	22ME	FAE	OG	37100	7/1-12/31	0.50	\$30,367	\$15,467	\$6,982	\$1,065	\$37,189	\$11,803	\$102,872
3	22ME	FAE	OG	37100 Total		1.00	\$60,735	\$30,933	\$13,964	\$2,130	\$74,378	\$23,605	\$205,745
3	22ME	FAE MEDIC	OG	37100	1/1-6/30	0.50	\$35,325	\$16,540	\$7,466	\$1,065	\$41,161	\$13,162	\$114,719
3	22ME	FAE MEDIC	OG	37100	7/1-12/31	0.50	\$35,325	\$16,540	\$7,466	\$1,065	\$41,161	\$13,162	\$114,719
3	22ME	FAE MEDIC	OG	37100 Total		1.00	\$70,650	\$33,080	\$14,933	\$2,130	\$82,321	\$26,324	\$229,438
3	22ME	FC	OG	37100	1/1-6/30	0.50	\$34,665	\$17,656	\$7,970	\$1,065	\$42,450	\$13,453	\$117,259
3	22ME	FC	OG	37100	7/1-12/31	0.50	\$34,665	\$17,656	\$7,970	\$1,065	\$42,450	\$13,453	\$117,259
3	22ME	FC	OG	37100 Total		1.00	\$69,331	\$35,311	\$15,940	\$2,130	\$84,900	\$26,907	\$234,519
3	22ME	FF II	OG	37100	1/1-6/30	1.00	\$53,268	\$27,130	\$12,247	\$2,130	\$65,237	\$20,738	\$180,751
3	22ME	FF II	OG	37100	7/1-12/31	1.00	\$53,268	\$27,130	\$12,247	\$2,130	\$65,237	\$20,738	\$180,751
3	22ME	FF II	OG	37100 Total		2.00	\$106,536	\$54,261	\$24,494	\$4,260	\$130,475	\$41,475	\$361,501
3	22ME	FF II MEDIC	OG	37100	1/1-6/30	1.50	\$93,492	\$43,492	\$19,633	\$3,195	\$108,533	\$34,778	\$303,123
3	22ME	FF II MEDIC	OG	37100	7/1-12/31	1.50	\$93,492	\$43,492	\$19,633	\$3,195	\$108,533	\$34,778	\$303,123
3	22ME	FF II MEDIC	OG	37100 Total		3.00	\$186,984	\$86,984	\$39,266	\$6,390	\$217,067	\$69,555	\$606,245
3	24ME	FAE	OG	37100	1/1-6/30	1.00	\$60,735	\$30,933	\$13,964	\$2,130	\$74,378	\$23,605	\$205,745

Exhibit D, Schedule A
Local Funded - State Resources
Fiscal Display
PRC 4142

BAT	STN	TITLE	DIV	PCA	PERIOD	Sum of PY	Sum of TOTAL BASE SALARY	Sum of TOTAL EDWC	Sum of TOTAL OT	Sum of TOTAL UNIFORM/OEE	Sum of BENEFITS	Sum of ADM CHG	Sum of GRAND TOTAL
3	24ME	FAE	OG	37100	7/1-12/31	1.00	\$60,735	\$30,933	\$13,964	\$2,130	\$74,378	\$23,605	\$205,745
3	24ME	FAE	OG	37100 Total		2.00	\$121,470	\$61,867	\$27,928	\$4,260	\$148,755	\$47,211	\$411,490
3	24ME	FC	OG	37100	1/1-6/30	0.50	\$34,665	\$17,656	\$7,970	\$1,065	\$42,450	\$13,453	\$117,259
3	24ME	FC	OG	37100	7/1-12/31	0.50	\$34,665	\$17,656	\$7,970	\$1,065	\$42,450	\$13,453	\$117,259
3	24ME	FC	OG	37100 Total		1.00	\$69,331	\$35,311	\$15,940	\$2,130	\$84,900	\$26,907	\$234,519
3	24ME	FF II	OG	37100	1/1-6/30	1.00	\$53,268	\$27,130	\$12,247	\$2,130	\$65,237	\$20,738	\$180,751
3	24ME	FF II	OG	37100	7/1-12/31	1.00	\$53,268	\$27,130	\$12,247	\$2,130	\$65,237	\$20,738	\$180,751
3	24ME	FF II	OG	37100 Total		2.00	\$106,536	\$54,261	\$24,494	\$4,260	\$130,475	\$41,475	\$361,501
3	24ME	FF II MEDIC	OG	37100	1/1-6/30	1.50	\$93,492	\$43,492	\$19,633	\$3,195	\$108,533	\$34,778	\$303,123
3	24ME	FF II MEDIC	OG	37100	7/1-12/31	1.50	\$93,492	\$43,492	\$19,633	\$3,195	\$108,533	\$34,778	\$303,123
3	24ME	FF II MEDIC	OG	37100 Total		3.00	\$186,984	\$86,984	\$39,266	\$6,390	\$217,067	\$69,555	\$606,245
3	63ME	FAE	OG	37100	1/1-6/30	0.50	\$30,367	\$15,467	\$6,982	\$1,065	\$37,189	\$11,803	\$102,872
3	63ME	FAE	OG	37100	7/1-12/31	0.50	\$30,367	\$15,467	\$6,982	\$1,065	\$37,189	\$11,803	\$102,872
3	63ME	FAE	OG	37100 Total		1.00	\$60,735	\$30,933	\$13,964	\$2,130	\$74,378	\$23,605	\$205,745
3	63ME	FAE MEDIC	OG	37100	1/1-6/30	0.50	\$35,325	\$16,540	\$7,466	\$1,065	\$41,161	\$13,162	\$114,719
3	63ME	FAE MEDIC	OG	37100	7/1-12/31	0.50	\$35,325	\$16,540	\$7,466	\$1,065	\$41,161	\$13,162	\$114,719
3	63ME	FAE MEDIC	OG	37100 Total		1.00	\$70,650	\$33,080	\$14,933	\$2,130	\$82,321	\$26,324	\$229,438
3	63ME	FC	OG	37100	1/1-6/30	0.50	\$34,665	\$17,656	\$7,970	\$1,065	\$42,450	\$13,453	\$117,259
3	63ME	FC	OG	37100	7/1-12/31	0.50	\$34,665	\$17,656	\$7,970	\$1,065	\$42,450	\$13,453	\$117,259
3	63ME	FC	OG	37100 Total		1.00	\$69,331	\$35,311	\$15,940	\$2,130	\$84,900	\$26,907	\$234,519
3	63ME	FF II	OG	37100	1/1-6/30	1.00	\$53,268	\$27,130	\$12,247	\$2,130	\$65,237	\$20,738	\$180,751
3	63ME	FF II	OG	37100	7/1-12/31	1.00	\$53,268	\$27,130	\$12,247	\$2,130	\$65,237	\$20,738	\$180,751
3	63ME	FF II	OG	37100 Total		2.00	\$106,536	\$54,261	\$24,494	\$4,260	\$130,475	\$41,475	\$361,501
3	63ME	FF II MEDIC	OG	37100	1/1-6/30	1.50	\$93,492	\$43,492	\$19,633	\$3,195	\$108,533	\$34,778	\$303,123
3	63ME	FF II MEDIC	OG	37100	7/1-12/31	1.50	\$93,492	\$43,492	\$19,633	\$3,195	\$108,533	\$34,778	\$303,123
3	63ME	FF II MEDIC	OG	37100 Total		3.00	\$186,984	\$86,984	\$39,266	\$6,390	\$217,067	\$69,555	\$606,245
4	13ME	FAE	NW	37100	1/1-6/30	0.50	\$30,367	\$15,467	\$6,982	\$1,065	\$37,189	\$11,803	\$102,872
4	13ME	FAE	NW	37100	7/1-12/31	0.50	\$30,367	\$15,467	\$6,982	\$1,065	\$37,189	\$11,803	\$102,872
4	13ME	FAE	NW	37100 Total		1.00	\$60,735	\$30,933	\$13,964	\$2,130	\$74,378	\$23,605	\$205,745
4	13ME	FAE MEDIC	NW	37100	1/1-6/30	0.50	\$35,325	\$16,540	\$7,466	\$1,065	\$41,161	\$13,162	\$114,719
4	13ME	FAE MEDIC	NW	37100	7/1-12/31	0.50	\$35,325	\$16,540	\$7,466	\$1,065	\$41,161	\$13,162	\$114,719
4	13ME	FAE MEDIC	NW	37100 Total		1.00	\$70,650	\$33,080	\$14,933	\$2,130	\$82,321	\$26,324	\$229,438
4	13ME	FC	NW	37100	1/1-6/30	0.50	\$34,665	\$17,656	\$7,970	\$1,065	\$42,450	\$13,453	\$117,259
4	13ME	FC	NW	37100	7/1-12/31	0.50	\$34,665	\$17,656	\$7,970	\$1,065	\$42,450	\$13,453	\$117,259
4	13ME	FC	NW	37100 Total		1.00	\$69,331	\$35,311	\$15,940	\$2,130	\$84,900	\$26,907	\$234,519
4	13ME	FC MEDIC	NW	37100	1/1-6/30	0.50	\$40,072	\$18,881	\$8,523	\$1,065	\$46,861	\$14,956	\$130,359

Exhibit D, Schedule A
Local Funded - State Resources
Fiscal Display
PRC 4142

BAT	STN	TITLE	DIV	PCA	PERIOD	Sum of PY	Sum of TOTAL BASE SALARY	Sum of TOTAL EDWC	Sum of TOTAL OT	Sum of TOTAL UNIFORM/OEE	Sum of BENEFITS	Sum of ADM CHG	Sum of GRAND TOTAL
4	13ME	FC MEDIC	NW	37100	7/1-12/31	0.50	\$40,072	\$18,881	\$8,523	\$1,065	\$46,861	\$14,956	\$130,359
4	13ME	FC MEDIC	NW	37100 Total		1.00	\$80,144	\$37,763	\$17,047	\$2,130	\$93,723	\$29,913	\$260,719
4	13ME	FF II MEDIC	NW	37100	1/1-6/30	1.00	\$62,328	\$28,995	\$13,089	\$2,130	\$72,356	\$23,185	\$202,082
4	13ME	FF II MEDIC	NW	37100	7/1-12/31	1.00	\$62,328	\$28,995	\$13,089	\$2,130	\$72,356	\$23,185	\$202,082
4	13ME	FF II MEDIC	NW	37100 Total		2.00	\$124,656	\$57,989	\$26,177	\$4,260	\$144,711	\$46,370	\$404,164
4	64ME	FAE	NW	37100	1/1-6/30	0.50	\$30,367	\$15,467	\$6,982	\$1,065	\$37,189	\$11,803	\$102,872
4	64ME	FAE	NW	37100	7/1-12/31	0.50	\$30,367	\$15,467	\$6,982	\$1,065	\$37,189	\$11,803	\$102,872
4	64ME	FAE	NW	37100 Total		1.00	\$60,735	\$30,933	\$13,964	\$2,130	\$74,378	\$23,605	\$205,745
4	64ME	FAE MEDIC	NW	37100	1/1-6/30	0.50	\$35,325	\$16,540	\$7,466	\$1,065	\$41,161	\$13,162	\$114,719
4	64ME	FAE MEDIC	NW	37100	7/1-12/31	0.50	\$35,325	\$16,540	\$7,466	\$1,065	\$41,161	\$13,162	\$114,719
4	64ME	FAE MEDIC	NW	37100 Total		1.00	\$70,650	\$33,080	\$14,933	\$2,130	\$82,321	\$26,324	\$229,438
4	64ME	FC	NW	37100	1/1-6/30	1.00	\$69,331	\$35,311	\$15,940	\$2,130	\$84,900	\$26,907	\$234,519
4	64ME	FC	NW	37100	7/1-12/31	1.00	\$69,331	\$35,311	\$15,940	\$2,130	\$84,900	\$26,907	\$234,519
4	64ME	FC	NW	37100 Total		2.00	\$138,661	\$70,623	\$31,880	\$4,260	\$169,800	\$53,813	\$469,037
4	64ME	FF II MEDIC	NW	37100	1/1-6/30	1.00	\$62,328	\$28,995	\$13,089	\$2,130	\$72,356	\$23,185	\$202,082
4	64ME	FF II MEDIC	NW	37100	7/1-12/31	1.00	\$62,328	\$28,995	\$13,089	\$2,130	\$72,356	\$23,185	\$202,082
4	64ME	FF II MEDIC	NW	37100 Total		2.00	\$124,656	\$57,989	\$26,177	\$4,260	\$144,711	\$46,370	\$404,164
4	82ME	FAE	NW	37100	1/1-6/30	1.00	\$60,735	\$30,933	\$13,964	\$2,130	\$74,378	\$23,605	\$205,745
4	82ME	FAE	NW	37100	7/1-12/31	1.00	\$60,735	\$30,933	\$13,964	\$2,130	\$74,378	\$23,605	\$205,745
4	82ME	FAE	NW	37100 Total		2.00	\$121,470	\$61,867	\$27,928	\$4,260	\$148,755	\$47,211	\$411,490
4	82ME	FC	NW	37100	1/1-6/30	1.00	\$69,331	\$35,311	\$15,940	\$2,130	\$84,900	\$26,907	\$234,519
4	82ME	FC	NW	37100	7/1-12/31	1.00	\$69,331	\$35,311	\$15,940	\$2,130	\$84,900	\$26,907	\$234,519
4	82ME	FC	NW	37100 Total		2.00	\$138,661	\$70,623	\$31,880	\$4,260	\$169,800	\$53,813	\$469,037
4	82ME	FF II MEDIC	NW	37100	1/1-6/30	1.00	\$62,328	\$28,995	\$13,089	\$2,130	\$72,356	\$23,185	\$202,082
4	82ME	FF II MEDIC	NW	37100	7/1-12/31	1.00	\$62,328	\$28,995	\$13,089	\$2,130	\$72,356	\$23,185	\$202,082
4	82ME	FF II MEDIC	NW	37100 Total		2.00	\$124,656	\$57,989	\$26,177	\$4,260	\$144,711	\$46,370	\$404,164
4	FRME	FAE	NW	37100	1/1-6/30	0.50	\$30,367	\$15,467	\$6,982	\$1,065	\$37,189	\$11,803	\$102,872
4	FRME	FAE	NW	37100	7/1-12/31	0.50	\$30,367	\$15,467	\$6,982	\$1,065	\$37,189	\$11,803	\$102,872
4	FRME	FAE	NW	37100 Total		1.00	\$60,735	\$30,933	\$13,964	\$2,130	\$74,378	\$23,605	\$205,745
4	FRME	FC	NW	37100	1/1-6/30	0.50	\$34,665	\$17,656	\$7,970	\$1,065	\$42,450	\$13,453	\$117,259
4	FRME	FC	NW	37100	7/1-12/31	0.50	\$34,665	\$17,656	\$7,970	\$1,065	\$42,450	\$13,453	\$117,259
4	FRME	FC	NW	37100 Total		1.00	\$69,331	\$35,311	\$15,940	\$2,130	\$84,900	\$26,907	\$234,519
4	FRME	FF II MEDIC	NW	37100	1/1-6/30	0.50	\$31,164	\$14,497	\$6,544	\$1,065	\$36,178	\$11,593	\$101,041
4	FRME	FF II MEDIC	NW	37100	7/1-12/31	0.50	\$31,164	\$14,497	\$6,544	\$1,065	\$36,178	\$11,593	\$101,041
4	FRME	FF II MEDIC	NW	37100 Total		1.00	\$62,328	\$28,995	\$13,089	\$2,130	\$72,356	\$23,185	\$202,082
4	VRME	FAE	NW	37100	1/1-6/30	0.50	\$30,367	\$15,467	\$6,982	\$1,065	\$37,189	\$11,803	\$102,872

Exhibit D, Schedule A
Local Funded - State Resources
Fiscal Display
PRC 4142

BAT	STN	TITLE	DIV	PCA	PERIOD	Sum of PY	Sum of TOTAL BASE SALARY	Sum of TOTAL EDWC	Sum of TOTAL OT	Sum of TOTAL UNIFORM/OEE	Sum of BENEFITS	Sum of ADM CHG	Sum of GRAND TOTAL
4	VRME	FAE	NW	37100	7/1-12/31	0.50	\$30,367	\$15,467	\$6,982	\$1,065	\$37,189	\$11,803	\$102,872
4	VRME	FAE	NW	37100 Total		1.00	\$60,735	\$30,933	\$13,964	\$2,130	\$74,378	\$23,605	\$205,745
4	VRME	FAE MEDIC	NW	37100	1/1-6/30	0.50	\$35,325	\$16,540	\$7,466	\$1,065	\$41,161	\$13,162	\$114,719
4	VRME	FAE MEDIC	NW	37100	7/1-12/31	0.50	\$35,325	\$16,540	\$7,466	\$1,065	\$41,161	\$13,162	\$114,719
4	VRME	FAE MEDIC	NW	37100 Total		1.00	\$70,650	\$33,080	\$14,933	\$2,130	\$82,321	\$26,324	\$229,438
4	VRME	FC	NW	37100	1/1-6/30	0.50	\$34,665	\$17,656	\$7,970	\$1,065	\$42,450	\$13,453	\$117,259
4	VRME	FC	NW	37100	7/1-12/31	0.50	\$34,665	\$17,656	\$7,970	\$1,065	\$42,450	\$13,453	\$117,259
4	VRME	FC	NW	37100 Total		1.00	\$69,331	\$35,311	\$15,940	\$2,130	\$84,900	\$26,907	\$234,519
5	26ME	FAE	B	37100	1/1-6/30	0.50	\$30,367	\$15,467	\$6,982	\$1,065	\$37,189	\$11,803	\$102,872
5	26ME	FAE	B	37100	7/1-12/31	0.50	\$30,367	\$15,467	\$6,982	\$1,065	\$37,189	\$11,803	\$102,872
5	26ME	FAE	B	37100 Total		1.00	\$60,735	\$30,933	\$13,964	\$2,130	\$74,378	\$23,605	\$205,745
5	26ME	FAE MEDIC	B	37100	1/1-6/30	0.50	\$35,325	\$16,540	\$7,466	\$1,065	\$41,161	\$13,162	\$114,719
5	26ME	FAE MEDIC	B	37100	7/1-12/31	0.50	\$35,325	\$16,540	\$7,466	\$1,065	\$41,161	\$13,162	\$114,719
5	26ME	FAE MEDIC	B	37100 Total		1.00	\$70,650	\$33,080	\$14,933	\$2,130	\$82,321	\$26,324	\$229,438
5	26ME	FC	B	37100	1/1-6/30	0.50	\$34,665	\$17,656	\$7,970	\$1,065	\$42,450	\$13,453	\$117,259
5	26ME	FC	B	37100	7/1-12/31	0.50	\$34,665	\$17,656	\$7,970	\$1,065	\$42,450	\$13,453	\$117,259
5	26ME	FC	B	37100 Total		1.00	\$69,331	\$35,311	\$15,940	\$2,130	\$84,900	\$26,907	\$234,519
5	26ME	FF II	B	37100	1/1-6/30	1.00	\$53,268	\$27,130	\$12,247	\$2,130	\$65,237	\$20,738	\$180,751
5	26ME	FF II	B	37100	7/1-12/31	1.00	\$53,268	\$27,130	\$12,247	\$2,130	\$65,237	\$20,738	\$180,751
5	26ME	FF II	B	37100 Total		2.00	\$106,536	\$54,261	\$24,494	\$4,260	\$130,475	\$41,475	\$361,501
5	26ME	FF II MEDIC	B	37100	1/1-6/30	1.50	\$93,492	\$43,492	\$19,633	\$3,195	\$108,533	\$34,778	\$303,123
5	26ME	FF II MEDIC	B	37100	7/1-12/31	1.50	\$93,492	\$43,492	\$19,633	\$3,195	\$108,533	\$34,778	\$303,123
5	26ME	FF II MEDIC	B	37100 Total		3.00	\$186,984	\$86,984	\$39,266	\$6,390	\$217,067	\$69,555	\$606,245
5	28MS	FAE	B	37100	1/1-6/30	1.00	\$60,735	\$30,933	\$13,964	\$2,130	\$74,378	\$23,605	\$205,745
5	28MS	FAE	B	37100	7/1-12/31	1.00	\$60,735	\$30,933	\$13,964	\$2,130	\$74,378	\$23,605	\$205,745
5	28MS	FAE	B	37100 Total		2.00	\$121,470	\$61,867	\$27,928	\$4,260	\$148,755	\$47,211	\$411,490
5	28MS	FAE MEDIC	B	37100	1/1-6/30	0.50	\$35,325	\$16,540	\$7,466	\$1,065	\$41,161	\$13,162	\$114,719
5	28MS	FAE MEDIC	B	37100	7/1-12/31	0.50	\$35,325	\$16,540	\$7,466	\$1,065	\$41,161	\$13,162	\$114,719
5	28MS	FAE MEDIC	B	37100 Total		1.00	\$70,650	\$33,080	\$14,933	\$2,130	\$82,321	\$26,324	\$229,438
5	28MS	FF II MEDIC	B	37100	1/1-6/30	1.00	\$62,328	\$28,995	\$13,089	\$2,130	\$72,356	\$23,185	\$202,082
5	28MS	FF II MEDIC	B	37100	7/1-12/31	1.00	\$62,328	\$28,995	\$13,089	\$2,130	\$72,356	\$23,185	\$202,082
5	28MS	FF II MEDIC	B	37100 Total		2.00	\$124,656	\$57,989	\$26,177	\$4,260	\$144,711	\$46,370	\$404,164
5	34HZ	FAE HAZMAT	B	37100	1/1-6/30	0.50	\$31,267	\$15,925	\$7,189	\$1,065	\$38,290	\$12,148	\$105,885
5	34HZ	FAE HAZMAT	B	37100	7/1-12/31	0.50	\$31,267	\$15,925	\$7,189	\$1,065	\$38,290	\$12,148	\$105,885
5	34HZ	FAE HAZMAT	B	37100 Total		1.00	\$62,535	\$31,850	\$14,378	\$2,130	\$76,581	\$24,297	\$211,770
5	34HZ	FAE HAZMAT	B	37132	1/1-6/30	2.00	\$125,070	\$63,700	\$28,755	\$4,260	\$153,162	\$48,593	\$423,541

Exhibit D, Schedule A
Local Funded - State Resources
Fiscal Display
PRC 4142

BAT	STN	TITLE	DIV	PCA	PERIOD	Sum of PY	Sum of TOTAL BASE SALARY	Sum of TOTAL EDWC	Sum of TOTAL OT	Sum of TOTAL UNIFORM /OEE	Sum of BENEFITS	Sum of ADM CHG	Sum of GRAND TOTAL
5	34HZ	FAE HAZMAT	B	37132	7/1-12/31	2.00	\$125,070	\$63,700	\$28,755	\$4,260	\$153,162	\$48,593	\$423,541
5	34HZ	FAE HAZMAT	B	37132 Total		4.00	\$250,139	\$127,401	\$57,511	\$8,520	\$306,324	\$97,186	\$847,081
5	34HZ	FAE MEDIC HAZ	B	37100	1/1-6/30	0.50	\$36,225	\$16,998	\$7,673	\$1,065	\$42,262	\$13,507	\$117,731
5	34HZ	FAE MEDIC HAZ	B	37100	7/1-12/31	0.50	\$36,225	\$16,998	\$7,673	\$1,065	\$42,262	\$13,507	\$117,731
5	34HZ	FAE MEDIC HAZ	B	37100 Total		1.00	\$72,450	\$33,997	\$15,347	\$2,130	\$84,525	\$27,015	\$235,463
5	34HZ	FC HAZMAT	B	37100	1/1-6/30	0.50	\$35,565	\$18,114	\$8,177	\$1,065	\$43,552	\$13,799	\$120,272
5	34HZ	FC HAZMAT	B	37100	7/1-12/31	0.50	\$35,565	\$18,114	\$8,177	\$1,065	\$43,552	\$13,799	\$120,272
5	34HZ	FC HAZMAT	B	37100 Total		1.00	\$71,131	\$36,228	\$16,354	\$2,130	\$87,103	\$27,598	\$240,544
5	34HZ	FC HAZMAT	B	37132	1/1-6/30	1.00	\$71,131	\$36,228	\$16,354	\$2,130	\$87,103	\$27,598	\$240,544
5	34HZ	FC HAZMAT	B	37132	7/1-12/31	1.00	\$71,131	\$36,228	\$16,354	\$2,130	\$87,103	\$27,598	\$240,544
5	34HZ	FC HAZMAT	B	37132 Total		2.00	\$142,261	\$72,457	\$32,708	\$4,260	\$174,207	\$55,196	\$481,088
5	34HZ	FF II HAZMAT	B	37100	1/1-6/30	0.50	\$27,534	\$14,024	\$6,331	\$1,065	\$33,720	\$10,714	\$93,388
5	34HZ	FF II HAZMAT	B	37100	7/1-12/31	0.50	\$27,534	\$14,024	\$6,331	\$1,065	\$33,720	\$10,714	\$93,388
5	34HZ	FF II HAZMAT	B	37100 Total		1.00	\$55,068	\$28,047	\$12,661	\$2,130	\$67,441	\$21,429	\$186,776
5	34HZ	FF II HAZMAT	B	37132	1/1-6/30	0.50	\$27,534	\$14,024	\$6,331	\$1,065	\$33,720	\$10,714	\$93,388
5	34HZ	FF II HAZMAT	B	37132	7/1-12/31	0.50	\$27,534	\$14,024	\$6,331	\$1,065	\$33,720	\$10,714	\$93,388
5	34HZ	FF II HAZMAT	B	37132 Total		1.00	\$55,068	\$28,047	\$12,661	\$2,130	\$67,441	\$21,429	\$186,776
5	34HZ	FF II MEDIC HAZ	B	37100	1/1-6/30	2.00	\$128,256	\$59,823	\$27,005	\$4,260	\$149,118	\$47,753	\$416,214
5	34HZ	FF II MEDIC HAZ	B	37100	7/1-12/31	2.00	\$128,256	\$59,823	\$27,005	\$4,260	\$149,118	\$47,753	\$416,214
5	34HZ	FF II MEDIC HAZ	B	37100 Total		4.00	\$256,512	\$119,645	\$54,010	\$8,520	\$298,236	\$95,505	\$832,429
5	72ME	FAE	B	37100	1/1-6/30	0.50	\$30,367	\$15,467	\$6,982	\$1,065	\$37,189	\$11,803	\$102,872
5	72ME	FAE	B	37100	7/1-12/31	0.50	\$30,367	\$15,467	\$6,982	\$1,065	\$37,189	\$11,803	\$102,872
5	72ME	FAE	B	37100 Total		1.00	\$60,735	\$30,933	\$13,964	\$2,130	\$74,378	\$23,605	\$205,745
5	72ME	FAE MEDIC	B	37100	1/1-6/30	0.50	\$35,325	\$16,540	\$7,466	\$1,065	\$41,161	\$13,162	\$114,719
5	72ME	FAE MEDIC	B	37100	7/1-12/31	0.50	\$35,325	\$16,540	\$7,466	\$1,065	\$41,161	\$13,162	\$114,719
5	72ME	FAE MEDIC	B	37100 Total		1.00	\$70,650	\$33,080	\$14,933	\$2,130	\$82,321	\$26,324	\$229,438
5	72ME	FC	B	37100	1/1-6/30	0.50	\$34,665	\$17,656	\$7,970	\$1,065	\$42,450	\$13,453	\$117,259
5	72ME	FC	B	37100	7/1-12/31	0.50	\$34,665	\$17,656	\$7,970	\$1,065	\$42,450	\$13,453	\$117,259
5	72ME	FC	B	37100 Total		1.00	\$69,331	\$35,311	\$15,940	\$2,130	\$84,900	\$26,907	\$234,519
5	72ME	FF II	B	37100	1/1-6/30	1.00	\$53,268	\$27,130	\$12,247	\$2,130	\$65,237	\$20,738	\$180,751
5	72ME	FF II	B	37100	7/1-12/31	1.00	\$53,268	\$27,130	\$12,247	\$2,130	\$65,237	\$20,738	\$180,751
5	72ME	FF II	B	37100 Total		2.00	\$106,536	\$54,261	\$24,494	\$4,260	\$130,475	\$41,475	\$361,501
5	72ME	FF II MEDIC	B	37100	1/1-6/30	1.50	\$93,492	\$43,492	\$19,633	\$3,195	\$108,533	\$34,778	\$303,123
5	72ME	FF II MEDIC	B	37100	7/1-12/31	1.50	\$93,492	\$43,492	\$19,633	\$3,195	\$108,533	\$34,778	\$303,123
5	72ME	FF II MEDIC	B	37100 Total		3.00	\$186,984	\$86,984	\$39,266	\$6,390	\$217,067	\$69,555	\$606,245
6	39ME	FAE	ED	37100	1/1-6/30	0.50	\$30,367	\$15,467	\$6,982	\$1,065	\$37,189	\$11,803	\$102,872

Exhibit D, Schedule A
Local Funded - State Resources
Fiscal Display
PRC 4142

BAT	STN	TITLE	DIV	PCA	PERIOD	Sum of PY	Sum of TOTAL BASE SALARY	Sum of TOTAL EDWC	Sum of TOTAL OT	Sum of TOTAL UNIFORM/OEE	Sum of BENEFITS	Sum of ADM CHG	Sum of GRAND TOTAL
6	39ME	FAE	ED	37100	7/1-12/31	0.50	\$30,367	\$15,467	\$6,982	\$1,065	\$37,189	\$11,803	\$102,872
6	39ME	FAE	ED	37100 Total		1.00	\$60,735	\$30,933	\$13,964	\$2,130	\$74,378	\$23,605	\$205,745
6	39ME	FAE MEDIC	ED	37100	1/1-6/30	0.50	\$35,325	\$16,540	\$7,466	\$1,065	\$41,161	\$13,162	\$114,719
6	39ME	FAE MEDIC	ED	37100	7/1-12/31	0.50	\$35,325	\$16,540	\$7,466	\$1,065	\$41,161	\$13,162	\$114,719
6	39ME	FAE MEDIC	ED	37100 Total		1.00	\$70,650	\$33,080	\$14,933	\$2,130	\$82,321	\$26,324	\$229,438
6	39ME	FC	ED	37100	1/1-6/30	0.50	\$34,665	\$17,656	\$7,970	\$1,065	\$42,450	\$13,453	\$117,259
6	39ME	FC	ED	37100	7/1-12/31	0.50	\$34,665	\$17,656	\$7,970	\$1,065	\$42,450	\$13,453	\$117,259
6	39ME	FC	ED	37100 Total		1.00	\$69,331	\$35,311	\$15,940	\$2,130	\$84,900	\$26,907	\$234,519
6	39ME	FC MEDIC	ED	37100	1/1-6/30	0.50	\$40,072	\$18,881	\$8,523	\$1,065	\$46,861	\$14,956	\$130,359
6	39ME	FC MEDIC	ED	37100	7/1-12/31	0.50	\$40,072	\$18,881	\$8,523	\$1,065	\$46,861	\$14,956	\$130,359
6	39ME	FC MEDIC	ED	37100 Total		1.00	\$80,144	\$37,763	\$17,047	\$2,130	\$93,723	\$29,913	\$260,719
6	39ME	FF II	ED	37100	1/1-6/30	0.50	\$26,634	\$13,565	\$6,124	\$1,065	\$32,619	\$10,369	\$90,375
6	39ME	FF II	ED	37100	7/1-12/31	0.50	\$26,634	\$13,565	\$6,124	\$1,065	\$32,619	\$10,369	\$90,375
6	39ME	FF II	ED	37100 Total		1.00	\$53,268	\$27,130	\$12,247	\$2,130	\$65,237	\$20,738	\$180,751
6	39ME	FF II MEDIC	ED	37100	1/1-6/30	0.50	\$31,164	\$14,497	\$6,544	\$1,065	\$36,178	\$11,593	\$101,041
6	39ME	FF II MEDIC	ED	37100	7/1-12/31	0.50	\$31,164	\$14,497	\$6,544	\$1,065	\$36,178	\$11,593	\$101,041
6	39ME	FF II MEDIC	ED	37100 Total		1.00	\$62,328	\$28,995	\$13,089	\$2,130	\$72,356	\$23,185	\$202,082
6	40ME	FAE	ED	37100	1/1-6/30	0.50	\$30,367	\$15,467	\$6,982	\$1,065	\$37,189	\$11,803	\$102,872
6	40ME	FAE	ED	37100	7/1-12/31	0.50	\$30,367	\$15,467	\$6,982	\$1,065	\$37,189	\$11,803	\$102,872
6	40ME	FAE	ED	37100 Total		1.00	\$60,735	\$30,933	\$13,964	\$2,130	\$74,378	\$23,605	\$205,745
6	40ME	FAE MEDIC	ED	37100	1/1-6/30	0.50	\$35,325	\$16,540	\$7,466	\$1,065	\$41,161	\$13,162	\$114,719
6	40ME	FAE MEDIC	ED	37100	7/1-12/31	0.50	\$35,325	\$16,540	\$7,466	\$1,065	\$41,161	\$13,162	\$114,719
6	40ME	FAE MEDIC	ED	37100 Total		1.00	\$70,650	\$33,080	\$14,933	\$2,130	\$82,321	\$26,324	\$229,438
6	40ME	FC	ED	37100	1/1-6/30	1.00	\$69,331	\$35,311	\$15,940	\$2,130	\$84,900	\$26,907	\$234,519
6	40ME	FC	ED	37100	7/1-12/31	1.00	\$69,331	\$35,311	\$15,940	\$2,130	\$84,900	\$26,907	\$234,519
6	40ME	FC	ED	37100 Total		2.00	\$138,661	\$70,623	\$31,880	\$4,260	\$169,800	\$53,813	\$469,037
6	40ME	FF II	ED	37100	1/1-6/30	0.50	\$26,634	\$13,565	\$6,124	\$1,065	\$32,619	\$10,369	\$90,375
6	40ME	FF II	ED	37100	7/1-12/31	0.50	\$26,634	\$13,565	\$6,124	\$1,065	\$32,619	\$10,369	\$90,375
6	40ME	FF II	ED	37100 Total		1.00	\$53,268	\$27,130	\$12,247	\$2,130	\$65,237	\$20,738	\$180,751
6	40ME	FF II MEDIC	ED	37100	1/1-6/30	0.50	\$31,164	\$14,497	\$6,544	\$1,065	\$36,178	\$11,593	\$101,041
6	40ME	FF II MEDIC	ED	37100	7/1-12/31	0.50	\$31,164	\$14,497	\$6,544	\$1,065	\$36,178	\$11,593	\$101,041
6	40ME	FF II MEDIC	ED	37100 Total		1.00	\$62,328	\$28,995	\$13,089	\$2,130	\$72,356	\$23,185	\$202,082
6	40MS	FAE	ED	37100	1/1-6/30	0.00	\$0	\$0	\$0	\$0	\$0	\$0	\$0
6	40MS	FAE	ED	37100	7/1-12/31	0.00	\$0	\$0	\$0	\$0	\$0	\$0	\$0
6	40MS	FAE	ED	37100 Total		0.00	\$0	\$0	\$0	\$0	\$0	\$0	\$0
6	40MS	FAE MEDIC	ED	37100	1/1-6/30	0.00	\$0	\$0	\$0	\$0	\$0	\$0	\$0

Exhibit D, Schedule A
Local Funded - State Resources
Fiscal Display
PRC 4142

BAT	STN	TITLE	DIV	PCA	PERIOD	Sum of PY	Sum of TOTAL BASE SALARY	Sum of TOTAL EDWC	Sum of TOTAL OT	Sum of TOTAL UNIFORM /OEE	Sum of BENEFITS	Sum of ADM CHG	Sum of GRAND TOTAL
6	40MS	FAE MEDIC	ED	37100	7/1-12/31	0.00	\$0	\$0	\$0	\$0	\$0	\$0	\$0
6	40MS	FAE MEDIC	ED	37100 Total		0.00	\$0	\$0	\$0	\$0	\$0	\$0	\$0
6	40MS	FF II MEDIC	ED	37100	1/1-6/30	0.00	\$0	\$0	\$0	\$0	\$0	\$0	\$0
6	40MS	FF II MEDIC	ED	37100	7/1-12/31	0.00	\$0	\$0	\$0	\$0	\$0	\$0	\$0
6	40MS	FF II MEDIC	ED	37100 Total		0.00	\$0	\$0	\$0	\$0	\$0	\$0	\$0
6	41ME	FAE	ED	37100	1/1-6/30	0.50	\$30,367	\$15,467	\$6,982	\$1,065	\$37,189	\$11,803	\$102,872
6	41ME	FAE	ED	37100	7/1-12/31	0.50	\$30,367	\$15,467	\$6,982	\$1,065	\$37,189	\$11,803	\$102,872
6	41ME	FAE	ED	37100 Total		1.00	\$60,735	\$30,933	\$13,964	\$2,130	\$74,378	\$23,605	\$205,745
6	41ME	FAE MEDIC	ED	37100	1/1-6/30	0.50	\$35,325	\$16,540	\$7,466	\$1,065	\$41,161	\$13,162	\$114,719
6	41ME	FAE MEDIC	ED	37100	7/1-12/31	0.50	\$35,325	\$16,540	\$7,466	\$1,065	\$41,161	\$13,162	\$114,719
6	41ME	FAE MEDIC	ED	37100 Total		1.00	\$70,650	\$33,080	\$14,933	\$2,130	\$82,321	\$26,324	\$229,438
6	41ME	FC	ED	37100	1/1-6/30	1.00	\$69,331	\$35,311	\$15,940	\$2,130	\$84,900	\$26,907	\$234,519
6	41ME	FC	ED	37100	7/1-12/31	1.00	\$69,331	\$35,311	\$15,940	\$2,130	\$84,900	\$26,907	\$234,519
6	41ME	FC	ED	37100 Total		2.00	\$138,661	\$70,623	\$31,880	\$4,260	\$169,800	\$53,813	\$469,037
6	41ME	FF II	ED	37100	1/1-6/30	0.50	\$26,634	\$13,565	\$6,124	\$1,065	\$32,619	\$10,369	\$90,375
6	41ME	FF II	ED	37100	7/1-12/31	0.50	\$26,634	\$13,565	\$6,124	\$1,065	\$32,619	\$10,369	\$90,375
6	41ME	FF II	ED	37100 Total		1.00	\$53,268	\$27,130	\$12,247	\$2,130	\$65,237	\$20,738	\$180,751
6	41ME	FF II MEDIC	ED	37100	1/1-6/30	0.50	\$31,164	\$14,497	\$6,544	\$1,065	\$36,178	\$11,593	\$101,041
6	41ME	FF II MEDIC	ED	37100	7/1-12/31	0.50	\$31,164	\$14,497	\$6,544	\$1,065	\$36,178	\$11,593	\$101,041
6	41ME	FF II MEDIC	ED	37100 Total		1.00	\$62,328	\$28,995	\$13,089	\$2,130	\$72,356	\$23,185	\$202,082
6	FRME	FAE	ED	37100	1/1-6/30	0.50	\$30,367	\$15,467	\$6,982	\$1,065	\$37,189	\$11,803	\$102,872
6	FRME	FAE	ED	37100	7/1-12/31	0.50	\$30,367	\$15,467	\$6,982	\$1,065	\$37,189	\$11,803	\$102,872
6	FRME	FAE	ED	37100 Total		1.00	\$60,735	\$30,933	\$13,964	\$2,130	\$74,378	\$23,605	\$205,745
6	FRME	FC	ED	37100	1/1-6/30	0.50	\$34,665	\$17,656	\$7,970	\$1,065	\$42,450	\$13,453	\$117,259
6	FRME	FC	ED	37100	7/1-12/31	0.50	\$34,665	\$17,656	\$7,970	\$1,065	\$42,450	\$13,453	\$117,259
6	FRME	FC	ED	37100 Total		1.00	\$69,331	\$35,311	\$15,940	\$2,130	\$84,900	\$26,907	\$234,519
6	FRME	FF II MEDIC	ED	37100	1/1-6/30	0.50	\$31,164	\$14,497	\$6,544	\$1,065	\$36,178	\$11,593	\$101,041
6	FRME	FF II MEDIC	ED	37100	7/1-12/31	0.50	\$31,164	\$14,497	\$6,544	\$1,065	\$36,178	\$11,593	\$101,041
6	FRME	FF II MEDIC	ED	37100 Total		1.00	\$62,328	\$28,995	\$13,089	\$2,130	\$72,356	\$23,185	\$202,082
6	VRME	FAE	ED	37100	1/1-6/30	0.50	\$30,367	\$15,467	\$6,982	\$1,065	\$37,189	\$11,803	\$102,872
6	VRME	FAE	ED	37100	7/1-12/31	0.50	\$30,367	\$15,467	\$6,982	\$1,065	\$37,189	\$11,803	\$102,872
6	VRME	FAE	ED	37100 Total		1.00	\$60,735	\$30,933	\$13,964	\$2,130	\$74,378	\$23,605	\$205,745
6	VRME	FC	ED	37100	1/1-6/30	0.50	\$34,665	\$17,656	\$7,970	\$1,065	\$42,450	\$13,453	\$117,259
6	VRME	FC	ED	37100	7/1-12/31	0.50	\$34,665	\$17,656	\$7,970	\$1,065	\$42,450	\$13,453	\$117,259
6	VRME	FC	ED	37100 Total		1.00	\$69,331	\$35,311	\$15,940	\$2,130	\$84,900	\$26,907	\$234,519
6	VRME	FF II MEDIC	ED	37100	1/1-6/30	0.50	\$31,164	\$14,497	\$6,544	\$1,065	\$36,178	\$11,593	\$101,041

Exhibit D, Schedule A
Local Funded - State Resources
Fiscal Display
PRC 4142

BAT	STN	TITLE	DIV	PCA	PERIOD	Sum of PY	Sum of TOTAL BASE SALARY	Sum of TOTAL EDWC	Sum of TOTAL OT	Sum of TOTAL UNIFORM/OEE	Sum of BENEFITS	Sum of ADM CHG	Sum of GRAND TOTAL
6	VRME	FF II MEDIC	ED	37100	7/1-12/31	0.50	\$31,164	\$14,497	\$6,544	\$1,065	\$36,178	\$11,593	\$101,041
6	VRME	FF II MEDIC	ED	37100 Total		1.00	\$62,328	\$28,995	\$13,089	\$2,130	\$72,356	\$23,185	\$202,082
8	43ME	FAE	ED	37100	1/1-6/30	0.50	\$30,367	\$15,467	\$6,982	\$1,065	\$37,189	\$11,803	\$102,872
8	43ME	FAE	ED	37100	7/1-12/31	0.50	\$30,367	\$15,467	\$6,982	\$1,065	\$37,189	\$11,803	\$102,872
8	43ME	FAE	ED	37100 Total		1.00	\$60,735	\$30,933	\$13,964	\$2,130	\$74,378	\$23,605	\$205,745
8	43ME	FAE MEDIC	ED	37100	1/1-6/30	0.50	\$35,325	\$16,540	\$7,466	\$1,065	\$41,161	\$13,162	\$114,719
8	43ME	FAE MEDIC	ED	37100	7/1-12/31	0.50	\$35,325	\$16,540	\$7,466	\$1,065	\$41,161	\$13,162	\$114,719
8	43ME	FAE MEDIC	ED	37100 Total		1.00	\$70,650	\$33,080	\$14,933	\$2,130	\$82,321	\$26,324	\$229,438
8	43ME	FC	ED	37100	1/1-6/30	1.00	\$69,331	\$35,311	\$15,940	\$2,130	\$84,900	\$26,907	\$234,519
8	43ME	FC	ED	37100	7/1-12/31	1.00	\$69,331	\$35,311	\$15,940	\$2,130	\$84,900	\$26,907	\$234,519
8	43ME	FC	ED	37100 Total		2.00	\$138,661	\$70,623	\$31,880	\$4,260	\$169,800	\$53,813	\$469,037
8	43ME	FF II	ED	37100	1/1-6/30	0.50	\$26,634	\$13,565	\$6,124	\$1,065	\$32,619	\$10,369	\$90,375
8	43ME	FF II	ED	37100	7/1-12/31	0.50	\$26,634	\$13,565	\$6,124	\$1,065	\$32,619	\$10,369	\$90,375
8	43ME	FF II	ED	37100 Total		1.00	\$53,268	\$27,130	\$12,247	\$2,130	\$65,237	\$20,738	\$180,751
8	43ME	FF II MEDIC	ED	37100	1/1-6/30	0.50	\$31,164	\$14,497	\$6,544	\$1,065	\$36,178	\$11,593	\$101,041
8	43ME	FF II MEDIC	ED	37100	7/1-12/31	0.50	\$31,164	\$14,497	\$6,544	\$1,065	\$36,178	\$11,593	\$101,041
8	43ME	FF II MEDIC	ED	37100 Total		1.00	\$62,328	\$28,995	\$13,089	\$2,130	\$72,356	\$23,185	\$202,082
8	44ME	FAE	ED	37100	1/1-6/30	0.50	\$30,367	\$15,467	\$6,982	\$1,065	\$37,189	\$11,803	\$102,872
8	44ME	FAE	ED	37100	7/1-12/31	0.50	\$30,367	\$15,467	\$6,982	\$1,065	\$37,189	\$11,803	\$102,872
8	44ME	FAE	ED	37100 Total		1.00	\$60,735	\$30,933	\$13,964	\$2,130	\$74,378	\$23,605	\$205,745
8	44ME	FAE MEDIC	ED	37100	1/1-6/30	0.50	\$35,325	\$16,540	\$7,466	\$1,065	\$41,161	\$13,162	\$114,719
8	44ME	FAE MEDIC	ED	37100	7/1-12/31	0.50	\$35,325	\$16,540	\$7,466	\$1,065	\$41,161	\$13,162	\$114,719
8	44ME	FAE MEDIC	ED	37100 Total		1.00	\$70,650	\$33,080	\$14,933	\$2,130	\$82,321	\$26,324	\$229,438
8	44ME	FC	ED	37100	1/1-6/30	0.50	\$34,665	\$17,656	\$7,970	\$1,065	\$42,450	\$13,453	\$117,259
8	44ME	FC	ED	37100	7/1-12/31	0.50	\$34,665	\$17,656	\$7,970	\$1,065	\$42,450	\$13,453	\$117,259
8	44ME	FC	ED	37100 Total		1.00	\$69,331	\$35,311	\$15,940	\$2,130	\$84,900	\$26,907	\$234,519
8	44ME	FC MEDIC	ED	37100	1/1-6/30	0.50	\$40,072	\$18,881	\$8,523	\$1,065	\$46,861	\$14,956	\$130,359
8	44ME	FC MEDIC	ED	37100	7/1-12/31	0.50	\$40,072	\$18,881	\$8,523	\$1,065	\$46,861	\$14,956	\$130,359
8	44ME	FC MEDIC	ED	37100 Total		1.00	\$80,144	\$37,763	\$17,047	\$2,130	\$93,723	\$29,913	\$260,719
8	44ME	FF II	ED	37100	1/1-6/30	0.50	\$26,634	\$13,565	\$6,124	\$1,065	\$32,619	\$10,369	\$90,375
8	44ME	FF II	ED	37100	7/1-12/31	0.50	\$26,634	\$13,565	\$6,124	\$1,065	\$32,619	\$10,369	\$90,375
8	44ME	FF II	ED	37100 Total		1.00	\$53,268	\$27,130	\$12,247	\$2,130	\$65,237	\$20,738	\$180,751
8	44ME	FF II MEDIC	ED	37100	1/1-6/30	0.50	\$31,164	\$14,497	\$6,544	\$1,065	\$36,178	\$11,593	\$101,041
8	44ME	FF II MEDIC	ED	37100	7/1-12/31	0.50	\$31,164	\$14,497	\$6,544	\$1,065	\$36,178	\$11,593	\$101,041
8	44ME	FF II MEDIC	ED	37100 Total		1.00	\$62,328	\$28,995	\$13,089	\$2,130	\$72,356	\$23,185	\$202,082
8	45ME	FAE	ED	37100	1/1-6/30	0.50	\$30,367	\$15,467	\$6,982	\$1,065	\$37,189	\$11,803	\$102,872

Exhibit D, Schedule A
Local Funded - State Resources
Fiscal Display
PRC 4142

BAT	STN	TITLE	DIV	PCA	PERIOD	Sum of PY	Sum of TOTAL BASE SALARY	Sum of TOTAL EDWC	Sum of TOTAL OT	Sum of TOTAL UNIFORM /OEE	Sum of BENEFITS	Sum of ADM CHG	Sum of GRAND TOTAL
8	45ME	FAE	ED	37100	7/1-12/31	0.50	\$30,367	\$15,467	\$6,982	\$1,065	\$37,189	\$11,803	\$102,872
8	45ME	FAE	ED	37100 Total		1.00	\$60,735	\$30,933	\$13,964	\$2,130	\$74,378	\$23,605	\$205,745
8	45ME	FAE MEDIC	ED	37100	1/1-6/30	0.50	\$35,325	\$16,540	\$7,466	\$1,065	\$41,161	\$13,162	\$114,719
8	45ME	FAE MEDIC	ED	37100	7/1-12/31	0.50	\$35,325	\$16,540	\$7,466	\$1,065	\$41,161	\$13,162	\$114,719
8	45ME	FAE MEDIC	ED	37100 Total		1.00	\$70,650	\$33,080	\$14,933	\$2,130	\$82,321	\$26,324	\$229,438
8	45ME	FC	ED	37100	1/1-6/30	1.00	\$69,331	\$35,311	\$15,940	\$2,130	\$84,900	\$26,907	\$234,519
8	45ME	FC	ED	37100	7/1-12/31	1.00	\$69,331	\$35,311	\$15,940	\$2,130	\$84,900	\$26,907	\$234,519
8	45ME	FC	ED	37100 Total		2.00	\$138,661	\$70,623	\$31,880	\$4,260	\$169,800	\$53,813	\$469,037
8	45ME	FF II	ED	37100	1/1-6/30	0.50	\$26,634	\$13,565	\$6,124	\$1,065	\$32,619	\$10,369	\$90,375
8	45ME	FF II	ED	37100	7/1-12/31	0.50	\$26,634	\$13,565	\$6,124	\$1,065	\$32,619	\$10,369	\$90,375
8	45ME	FF II	ED	37100 Total		1.00	\$53,268	\$27,130	\$12,247	\$2,130	\$65,237	\$20,738	\$180,751
8	45ME	FF II MEDIC	ED	37100	1/1-6/30	0.50	\$31,164	\$14,497	\$6,544	\$1,065	\$36,178	\$11,593	\$101,041
8	45ME	FF II MEDIC	ED	37100	7/1-12/31	0.50	\$31,164	\$14,497	\$6,544	\$1,065	\$36,178	\$11,593	\$101,041
8	45ME	FF II MEDIC	ED	37100 Total		1.00	\$62,328	\$28,995	\$13,089	\$2,130	\$72,356	\$23,185	\$202,082
8	49ME	FAE	ED	37100	1/1-6/30	0.50	\$30,367	\$15,467	\$6,982	\$1,065	\$37,189	\$11,803	\$102,872
8	49ME	FAE	ED	37100	7/1-12/31	0.50	\$30,367	\$15,467	\$6,982	\$1,065	\$37,189	\$11,803	\$102,872
8	49ME	FAE	ED	37100 Total		1.00	\$60,735	\$30,933	\$13,964	\$2,130	\$74,378	\$23,605	\$205,745
8	49ME	FAE MEDIC	ED	37100	1/1-6/30	0.50	\$35,325	\$16,540	\$7,466	\$1,065	\$41,161	\$13,162	\$114,719
8	49ME	FAE MEDIC	ED	37100	7/1-12/31	0.50	\$35,325	\$16,540	\$7,466	\$1,065	\$41,161	\$13,162	\$114,719
8	49ME	FAE MEDIC	ED	37100 Total		1.00	\$70,650	\$33,080	\$14,933	\$2,130	\$82,321	\$26,324	\$229,438
8	49ME	FC	ED	37100	1/1-6/30	1.00	\$69,331	\$35,311	\$15,940	\$2,130	\$84,900	\$26,907	\$234,519
8	49ME	FC	ED	37100	7/1-12/31	1.00	\$69,331	\$35,311	\$15,940	\$2,130	\$84,900	\$26,907	\$234,519
8	49ME	FC	ED	37100 Total		2.00	\$138,661	\$70,623	\$31,880	\$4,260	\$169,800	\$53,813	\$469,037
8	49ME	FC MEDIC	ED	37100	1/1-6/30	0.50	\$40,072	\$18,881	\$8,523	\$1,065	\$46,861	\$14,956	\$130,359
8	49ME	FC MEDIC	ED	37100	7/1-12/31	0.50	\$40,072	\$18,881	\$8,523	\$1,065	\$46,861	\$14,956	\$130,359
8	49ME	FC MEDIC	ED	37100 Total		1.00	\$80,144	\$37,763	\$17,047	\$2,130	\$93,723	\$29,913	\$260,719
8	49ME	FF II	ED	37100	1/1-6/30	1.00	\$53,268	\$27,130	\$12,247	\$2,130	\$65,237	\$20,738	\$180,751
8	49ME	FF II	ED	37100	7/1-12/31	1.00	\$53,268	\$27,130	\$12,247	\$2,130	\$65,237	\$20,738	\$180,751
8	49ME	FF II	ED	37100 Total		2.00	\$106,536	\$54,261	\$24,494	\$4,260	\$130,475	\$41,475	\$361,501
8	49ME	FF II MEDIC	ED	37100	1/1-6/30	1.50	\$93,492	\$43,492	\$19,633	\$3,195	\$108,533	\$34,778	\$303,123
8	49ME	FF II MEDIC	ED	37100	7/1-12/31	1.50	\$93,492	\$43,492	\$19,633	\$3,195	\$108,533	\$34,778	\$303,123
8	49ME	FF II MEDIC	ED	37100 Total		3.00	\$186,984	\$86,984	\$39,266	\$6,390	\$217,067	\$69,555	\$606,245
8	FRME	FAE	ED	37100	1/1-6/30	0.50	\$30,367	\$15,467	\$6,982	\$1,065	\$37,189	\$11,803	\$102,872
8	FRME	FAE	ED	37100	7/1-12/31	0.50	\$30,367	\$15,467	\$6,982	\$1,065	\$37,189	\$11,803	\$102,872
8	FRME	FAE	ED	37100 Total		1.00	\$60,735	\$30,933	\$13,964	\$2,130	\$74,378	\$23,605	\$205,745
8	FRME	FC	ED	37100	1/1-6/30	0.50	\$34,665	\$17,656	\$7,970	\$1,065	\$42,450	\$13,453	\$117,259

Exhibit D, Schedule A
Local Funded - State Resources
Fiscal Display
PRC 4142

BAT	STN	TITLE	DIV	PCA	PERIOD	Sum of PY	Sum of TOTAL BASE SALARY	Sum of TOTAL EDWC	Sum of TOTAL OT	Sum of TOTAL UNIFORM/OEE	Sum of BENEFITS	Sum of ADM CHG	Sum of GRAND TOTAL
8	FRME	FC	ED	37100	7/1-12/31	0.50	\$34,665	\$17,656	\$7,970	\$1,065	\$42,450	\$13,453	\$117,259
8	FRME	FC	ED	37100	Total	1.00	\$69,331	\$35,311	\$15,940	\$2,130	\$84,900	\$26,907	\$234,519
8	FRME	FF II MEDIC	ED	37100	1/1-6/30	0.50	\$31,164	\$14,497	\$6,544	\$1,065	\$36,178	\$11,593	\$101,041
8	FRME	FF II MEDIC	ED	37100	7/1-12/31	0.50	\$31,164	\$14,497	\$6,544	\$1,065	\$36,178	\$11,593	\$101,041
8	FRME	FF II MEDIC	ED	37100	Total	1.00	\$62,328	\$28,995	\$13,089	\$2,130	\$72,356	\$23,185	\$202,082
8	VRME	FAE MEDIC	ED	37100	1/1-6/30	0.50	\$35,325	\$16,540	\$7,466	\$1,065	\$41,161	\$13,162	\$114,719
8	VRME	FAE MEDIC	ED	37100	7/1-12/31	0.50	\$35,325	\$16,540	\$7,466	\$1,065	\$41,161	\$13,162	\$114,719
8	VRME	FAE MEDIC	ED	37100	Total	1.00	\$70,650	\$33,080	\$14,933	\$2,130	\$82,321	\$26,324	\$229,438
8	VRME	FC	ED	37100	1/1-6/30	0.50	\$34,665	\$17,656	\$7,970	\$1,065	\$42,450	\$13,453	\$117,259
8	VRME	FC	ED	37100	7/1-12/31	0.50	\$34,665	\$17,656	\$7,970	\$1,065	\$42,450	\$13,453	\$117,259
8	VRME	FC	ED	37100	Total	1.00	\$69,331	\$35,311	\$15,940	\$2,130	\$84,900	\$26,907	\$234,519
8	VRME	FF II MEDIC	ED	37100	1/1-6/30	1.00	\$62,328	\$28,995	\$13,089	\$2,130	\$72,356	\$23,185	\$202,082
8	VRME	FF II MEDIC	ED	37100	7/1-12/31	1.00	\$62,328	\$28,995	\$13,089	\$2,130	\$72,356	\$23,185	\$202,082
8	VRME	FF II MEDIC	ED	37100	Total	2.00	\$124,656	\$57,989	\$26,177	\$4,260	\$144,711	\$46,370	\$404,164
9	2MT	FC	MV	37135	1/1-6/30	1.50	\$103,996	\$52,967	\$23,910	\$3,195	\$127,350	\$40,360	\$351,778
9	2MT	FC	MV	37135	7/1-12/31	1.50	\$103,996	\$52,967	\$23,910	\$3,195	\$127,350	\$40,360	\$351,778
9	2MT	FC	MV	37135	Total	3.00	\$207,992	\$105,934	\$47,821	\$6,390	\$254,700	\$80,720	\$703,556
10	35ME	FAE	WD	37100	1/1-6/30	0.50	\$30,367	\$15,467	\$6,982	\$1,065	\$37,189	\$11,803	\$102,872
10	35ME	FAE	WD	37100	7/1-12/31	0.50	\$30,367	\$15,467	\$6,982	\$1,065	\$37,189	\$11,803	\$102,872
10	35ME	FAE	WD	37100	Total	1.00	\$60,735	\$30,933	\$13,964	\$2,130	\$74,378	\$23,605	\$205,745
10	35ME	FAE MEDIC	WD	37100	1/1-6/30	0.50	\$35,325	\$16,540	\$7,466	\$1,065	\$41,161	\$13,162	\$114,719
10	35ME	FAE MEDIC	WD	37100	7/1-12/31	0.50	\$35,325	\$16,540	\$7,466	\$1,065	\$41,161	\$13,162	\$114,719
10	35ME	FAE MEDIC	WD	37100	Total	1.00	\$70,650	\$33,080	\$14,933	\$2,130	\$82,321	\$26,324	\$229,438
10	35ME	FC	WD	37100	1/1-6/30	1.00	\$69,331	\$35,311	\$15,940	\$2,130	\$84,900	\$26,907	\$234,519
10	35ME	FC	WD	37100	7/1-12/31	1.00	\$69,331	\$35,311	\$15,940	\$2,130	\$84,900	\$26,907	\$234,519
10	35ME	FC	WD	37100	Total	2.00	\$138,661	\$70,623	\$31,880	\$4,260	\$169,800	\$53,813	\$469,037
10	35ME	FF II	WD	37100	1/1-6/30	0.50	\$26,634	\$13,565	\$6,124	\$1,065	\$32,619	\$10,369	\$90,375
10	35ME	FF II	WD	37100	7/1-12/31	0.50	\$26,634	\$13,565	\$6,124	\$1,065	\$32,619	\$10,369	\$90,375
10	35ME	FF II	WD	37100	Total	1.00	\$53,268	\$27,130	\$12,247	\$2,130	\$65,237	\$20,738	\$180,751
10	35ME	FF II MEDIC	WD	37100	1/1-6/30	0.50	\$31,164	\$14,497	\$6,544	\$1,065	\$36,178	\$11,593	\$101,041
10	35ME	FF II MEDIC	WD	37100	7/1-12/31	0.50	\$31,164	\$14,497	\$6,544	\$1,065	\$36,178	\$11,593	\$101,041
10	35ME	FF II MEDIC	WD	37100	Total	1.00	\$62,328	\$28,995	\$13,089	\$2,130	\$72,356	\$23,185	\$202,082
10	36ME	FAE	WD	37100	1/1-6/30	0.50	\$30,367	\$15,467	\$6,982	\$1,065	\$37,189	\$11,803	\$102,872
10	36ME	FAE	WD	37100	7/1-12/31	0.50	\$30,367	\$15,467	\$6,982	\$1,065	\$37,189	\$11,803	\$102,872
10	36ME	FAE	WD	37100	Total	1.00	\$60,735	\$30,933	\$13,964	\$2,130	\$74,378	\$23,605	\$205,745
10	36ME	FAE MEDIC	WD	37100	1/1-6/30	0.50	\$35,325	\$16,540	\$7,466	\$1,065	\$41,161	\$13,162	\$114,719

Exhibit D, Schedule A
Local Funded - State Resources
Fiscal Display
PRC 4142

BAT	STN	TITLE	DIV	PCA	PERIOD	Sum of PY	Sum of TOTAL BASE SALARY	Sum of TOTAL EDWC	Sum of TOTAL OT	Sum of TOTAL UNIFORM/OEE	Sum of BENEFITS	Sum of ADM CHG	Sum of GRAND TOTAL
10	36ME	FAE MEDIC	WD	37100	7/1-12/31	0.50	\$35,325	\$16,540	\$7,466	\$1,065	\$41,161	\$13,162	\$114,719
10	36ME	FAE MEDIC	WD	37100 Total		1.00	\$70,650	\$33,080	\$14,933	\$2,130	\$82,321	\$26,324	\$229,438
10	36ME	FC	WD	37100	1/1-6/30	0.50	\$34,665	\$17,656	\$7,970	\$1,065	\$42,450	\$13,453	\$117,259
10	36ME	FC	WD	37100	7/1-12/31	0.50	\$34,665	\$17,656	\$7,970	\$1,065	\$42,450	\$13,453	\$117,259
10	36ME	FC	WD	37100 Total		1.00	\$69,331	\$35,311	\$15,940	\$2,130	\$84,900	\$26,907	\$234,519
10	36ME	FC MEDIC	WD	37100	1/1-6/30	0.50	\$40,072	\$18,881	\$8,523	\$1,065	\$46,861	\$14,956	\$130,359
10	36ME	FC MEDIC	WD	37100	7/1-12/31	0.50	\$40,072	\$18,881	\$8,523	\$1,065	\$46,861	\$14,956	\$130,359
10	36ME	FC MEDIC	WD	37100 Total		1.00	\$80,144	\$37,763	\$17,047	\$2,130	\$93,723	\$29,913	\$260,719
10	36ME	FF II	WD	37100	1/1-6/30	0.50	\$26,634	\$13,565	\$6,124	\$1,065	\$32,619	\$10,369	\$90,375
10	36ME	FF II	WD	37100	7/1-12/31	0.50	\$26,634	\$13,565	\$6,124	\$1,065	\$32,619	\$10,369	\$90,375
10	36ME	FF II	WD	37100 Total		1.00	\$53,268	\$27,130	\$12,247	\$2,130	\$65,237	\$20,738	\$180,751
10	36ME	FF II MEDIC	WD	37100	1/1-6/30	0.50	\$31,164	\$14,497	\$6,544	\$1,065	\$36,178	\$11,593	\$101,041
10	36ME	FF II MEDIC	WD	37100	7/1-12/31	0.50	\$31,164	\$14,497	\$6,544	\$1,065	\$36,178	\$11,593	\$101,041
10	36ME	FF II MEDIC	WD	37100 Total		1.00	\$62,328	\$28,995	\$13,089	\$2,130	\$72,356	\$23,185	\$202,082
10	56ME	FAE	WD	37100	1/1-6/30	0.50	\$30,367	\$15,467	\$6,982	\$1,065	\$37,189	\$11,803	\$102,872
10	56ME	FAE	WD	37100	7/1-12/31	0.50	\$30,367	\$15,467	\$6,982	\$1,065	\$37,189	\$11,803	\$102,872
10	56ME	FAE	WD	37100 Total		1.00	\$60,735	\$30,933	\$13,964	\$2,130	\$74,378	\$23,605	\$205,745
10	56ME	FAE MEDIC	WD	37100	1/1-6/30	0.50	\$35,325	\$16,540	\$7,466	\$1,065	\$41,161	\$13,162	\$114,719
10	56ME	FAE MEDIC	WD	37100	7/1-12/31	0.50	\$35,325	\$16,540	\$7,466	\$1,065	\$41,161	\$13,162	\$114,719
10	56ME	FAE MEDIC	WD	37100 Total		1.00	\$70,650	\$33,080	\$14,933	\$2,130	\$82,321	\$26,324	\$229,438
10	56ME	FC	WD	37100	1/1-6/30	1.00	\$69,331	\$35,311	\$15,940	\$2,130	\$84,900	\$26,907	\$234,519
10	56ME	FC	WD	37100	7/1-12/31	1.00	\$69,331	\$35,311	\$15,940	\$2,130	\$84,900	\$26,907	\$234,519
10	56ME	FC	WD	37100 Total		2.00	\$138,661	\$70,623	\$31,880	\$4,260	\$169,800	\$53,813	\$469,037
10	56ME	FF II	WD	37100	1/1-6/30	0.50	\$26,634	\$13,565	\$6,124	\$1,065	\$32,619	\$10,369	\$90,375
10	56ME	FF II	WD	37100	7/1-12/31	0.50	\$26,634	\$13,565	\$6,124	\$1,065	\$32,619	\$10,369	\$90,375
10	56ME	FF II	WD	37100 Total		1.00	\$53,268	\$27,130	\$12,247	\$2,130	\$65,237	\$20,738	\$180,751
10	56ME	FF II MEDIC	WD	37100	1/1-6/30	0.50	\$31,164	\$14,497	\$6,544	\$1,065	\$36,178	\$11,593	\$101,041
10	56ME	FF II MEDIC	WD	37100	7/1-12/31	0.50	\$31,164	\$14,497	\$6,544	\$1,065	\$36,178	\$11,593	\$101,041
10	56ME	FF II MEDIC	WD	37100 Total		1.00	\$62,328	\$28,995	\$13,089	\$2,130	\$72,356	\$23,185	\$202,082
10	81HZ	FAE HAZMAT	WD	37100	1/1-6/30	0.00	\$0	\$0	\$0	\$0	\$0	\$0	\$0
10	81HZ	FAE HAZMAT	WD	37100	7/1-12/31	0.00	\$0	\$0	\$0	\$0	\$0	\$0	\$0
10	81HZ	FAE HAZMAT	WD	37100 Total		0.00	\$0	\$0	\$0	\$0	\$0	\$0	\$0
10	81HZ	FAE HAZMAT	WD	37132	1/1-6/30	0.00	\$0	\$0	\$0	\$0	\$0	\$0	\$0
10	81HZ	FAE HAZMAT	WD	37132	7/1-12/31	0.00	\$0	\$0	\$0	\$0	\$0	\$0	\$0
10	81HZ	FAE HAZMAT	WD	37132 Total		0.00	\$0	\$0	\$0	\$0	\$0	\$0	\$0
10	81HZ	FAE MEDIC HAZ	WD	37100	1/1-6/30	0.00	\$0	\$0	\$0	\$0	\$0	\$0	\$0

Exhibit D, Schedule A
Local Funded - State Resources
Fiscal Display
PRC 4142

BAT	STN	TITLE	DIV	PCA	PERIOD	Sum of PY	Sum of TOTAL BASE SALARY	Sum of TOTAL EDWC	Sum of TOTAL OT	Sum of TOTAL UNIFORM /OEE	Sum of BENEFITS	Sum of ADM CHG	Sum of GRAND TOTAL
10	81HZ	FAE MEDIC HAZ	WD	37100	7/1-12/31	0.00	\$0	\$0	\$0	\$0	\$0	\$0	\$0
10	81HZ	FAE MEDIC HAZ	WD	37100 Total		0.00	\$0	\$0	\$0	\$0	\$0	\$0	\$0
10	81HZ	FC HAZMAT	WD	37100	1/1-6/30	0.00	\$0	\$0	\$0	\$0	\$0	\$0	\$0
10	81HZ	FC HAZMAT	WD	37100	7/1-12/31	0.00	\$0	\$0	\$0	\$0	\$0	\$0	\$0
10	81HZ	FC HAZMAT	WD	37100 Total		0.00	\$0	\$0	\$0	\$0	\$0	\$0	\$0
10	81HZ	FC HAZMAT	WD	37132	1/1-6/30	0.00	\$0	\$0	\$0	\$0	\$0	\$0	\$0
10	81HZ	FC HAZMAT	WD	37132	7/1-12/31	0.00	\$0	\$0	\$0	\$0	\$0	\$0	\$0
10	81HZ	FC HAZMAT	WD	37132 Total		0.00	\$0	\$0	\$0	\$0	\$0	\$0	\$0
10	81HZ	FF II HAZMAT	WD	37100	1/1-6/30	0.00	\$0	\$0	\$0	\$0	\$0	\$0	\$0
10	81HZ	FF II HAZMAT	WD	37100	7/1-12/31	0.00	\$0	\$0	\$0	\$0	\$0	\$0	\$0
10	81HZ	FF II HAZMAT	WD	37100 Total		0.00	\$0	\$0	\$0	\$0	\$0	\$0	\$0
10	81HZ	FF II HAZMAT	WD	37132	1/1-6/30	0.00	\$0	\$0	\$0	\$0	\$0	\$0	\$0
10	81HZ	FF II HAZMAT	WD	37132	7/1-12/31	0.00	\$0	\$0	\$0	\$0	\$0	\$0	\$0
10	81HZ	FF II HAZMAT	WD	37132 Total		0.00	\$0	\$0	\$0	\$0	\$0	\$0	\$0
10	81HZ	FF II MEDIC HAZ	WD	37100	1/1-6/30	0.00	\$0	\$0	\$0	\$0	\$0	\$0	\$0
10	81HZ	FF II MEDIC HAZ	WD	37100	7/1-12/31	0.00	\$0	\$0	\$0	\$0	\$0	\$0	\$0
10	81HZ	FF II MEDIC HAZ	WD	37100 Total		0.00	\$0	\$0	\$0	\$0	\$0	\$0	\$0
10	BS35	FAE	WD	37119	1/1-6/30	1.50	\$91,102	\$46,400	\$20,946	\$3,195	\$111,566	\$35,408	\$308,617
10	BS35	FAE	WD	37119	7/1-12/31	1.50	\$91,102	\$46,400	\$20,946	\$3,195	\$111,566	\$35,408	\$308,617
10	BS35	FAE	WD	37119 Total		3.00	\$182,204	\$92,800	\$41,892	\$6,390	\$223,133	\$70,816	\$617,235
10	FRME	FAE	WD	37100	1/1-6/30	0.50	\$30,367	\$15,467	\$6,982	\$1,065	\$37,189	\$11,803	\$102,872
10	FRME	FAE	WD	37100	7/1-12/31	0.50	\$30,367	\$15,467	\$6,982	\$1,065	\$37,189	\$11,803	\$102,872
10	FRME	FAE	WD	37100 Total		1.00	\$60,735	\$30,933	\$13,964	\$2,130	\$74,378	\$23,605	\$205,745
10	FRME	FC	WD	37100	1/1-6/30	0.50	\$34,665	\$17,656	\$7,970	\$1,065	\$42,450	\$13,453	\$117,259
10	FRME	FC	WD	37100	7/1-12/31	0.50	\$34,665	\$17,656	\$7,970	\$1,065	\$42,450	\$13,453	\$117,259
10	FRME	FC	WD	37100 Total		1.00	\$69,331	\$35,311	\$15,940	\$2,130	\$84,900	\$26,907	\$234,519
10	FRME	FF II MEDIC	WD	37100	1/1-6/30	0.50	\$31,164	\$14,497	\$6,544	\$1,065	\$36,178	\$11,593	\$101,041
10	FRME	FF II MEDIC	WD	37100	7/1-12/31	0.50	\$31,164	\$14,497	\$6,544	\$1,065	\$36,178	\$11,593	\$101,041
10	FRME	FF II MEDIC	WD	37100 Total		1.00	\$62,328	\$28,995	\$13,089	\$2,130	\$72,356	\$23,185	\$202,082
10	VRME	FAE MEDIC HAZ	WD	37100	1/1-6/30	0.50	\$36,225	\$16,998	\$7,673	\$1,065	\$42,262	\$13,507	\$117,731
10	VRME	FAE MEDIC HAZ	WD	37100	7/1-12/31	0.50	\$36,225	\$16,998	\$7,673	\$1,065	\$42,262	\$13,507	\$117,731
10	VRME	FAE MEDIC HAZ	WD	37100 Total		1.00	\$72,450	\$33,997	\$15,347	\$2,130	\$84,525	\$27,015	\$235,463
10	VRME	FC	WD	37100	1/1-6/30	0.50	\$34,665	\$17,656	\$7,970	\$1,065	\$42,450	\$13,453	\$117,259
10	VRME	FC	WD	37100	7/1-12/31	0.50	\$34,665	\$17,656	\$7,970	\$1,065	\$42,450	\$13,453	\$117,259
10	VRME	FC	WD	37100 Total		1.00	\$69,331	\$35,311	\$15,940	\$2,130	\$84,900	\$26,907	\$234,519
10	VRME	FF II MEDIC	WD	37100	1/1-6/30	0.50	\$31,164	\$14,497	\$6,544	\$1,065	\$36,178	\$11,593	\$101,041

Exhibit D, Schedule A
Local Funded - State Resources
Fiscal Display
PRC 4142

BAT	STN	TITLE	DIV	PCA	PERIOD	Sum of PY	Sum of TOTAL BASE SALARY	Sum of TOTAL EDWC	Sum of TOTAL OT	Sum of TOTAL UNIFORM /OEE	Sum of BENEFITS	Sum of ADM CHG	Sum of GRAND TOTAL
10	VRME	FF II MEDIC	WD	37100	7/1-12/31	0.50	\$31,164	\$14,497	\$6,544	\$1,065	\$36,178	\$11,593	\$101,041
10	VRME	FF II MEDIC	WD	37100 Total		1.00	\$62,328	\$28,995	\$13,089	\$2,130	\$72,356	\$23,185	\$202,082
10	81ME	FAE	WD	37100	1/1-6/30	0.50	\$31,267	\$15,925	\$7,189	\$1,065	\$35,792	\$11,487	\$102,725
10	81ME	FAE	WD	37100	7/1-12/31	0.50	\$31,267	\$15,925	\$7,189	\$1,065	\$35,792	\$11,487	\$102,725
10	81ME	FAE	WD	37100 Total		1.00	\$62,535	\$31,850	\$14,378	\$2,130	\$71,584	\$22,974	\$205,451
10	81ME	FAE MEDIC	WD	37100	1/1-6/30	0.50	\$36,225	\$16,998	\$7,673	\$1,065	\$39,530	\$12,778	\$114,269
10	81ME	FAE MEDIC	WD	37100	7/1-12/31	0.50	\$36,225	\$16,998	\$7,673	\$1,065	\$39,530	\$12,778	\$114,269
10	81ME	FAE MEDIC	WD	37100 Total		1.00	\$72,450	\$33,997	\$15,347	\$2,130	\$79,060	\$25,556	\$228,539
10	81ME	FC	WD	37100	1/1-6/30	1.50	\$106,696	\$54,342	\$24,531	\$3,195	\$122,129	\$39,142	\$350,035
10	81ME	FC	WD	37100	7/1-12/31	1.50	\$106,696	\$54,342	\$24,531	\$3,195	\$122,129	\$39,142	\$350,035
10	81ME	FC	WD	37100 Total		3.00	\$213,392	\$108,685	\$49,062	\$6,390	\$244,258	\$78,283	\$700,070
10	81ME	FF II MEDIC	WD	37100	1/1-6/30	1.50	\$96,192	\$44,867	\$20,254	\$3,195	\$104,613	\$33,882	\$303,003
10	81ME	FF II MEDIC	WD	37100	7/1-12/31	1.50	\$96,192	\$44,867	\$20,254	\$3,195	\$104,613	\$33,882	\$303,003
10	81ME	FF II MEDIC	WD	37100 Total		3.00	\$192,384	\$89,734	\$40,507	\$6,390	\$209,226	\$67,765	\$606,006
11	23ME	FAE	B	37100	1/1-6/30	1.00	\$60,735	\$30,933	\$13,964	\$2,130	\$74,378	\$23,605	\$205,745
11	23ME	FAE	B	37100	7/1-12/31	1.00	\$60,735	\$30,933	\$13,964	\$2,130	\$74,378	\$23,605	\$205,745
11	23ME	FAE	B	37100 Total		2.00	\$121,470	\$61,867	\$27,928	\$4,260	\$148,755	\$47,211	\$411,490
11	23ME	FC	B	37100	1/1-6/30	1.00	\$69,331	\$35,311	\$15,940	\$2,130	\$84,900	\$26,907	\$234,519
11	23ME	FC	B	37100	7/1-12/31	1.00	\$69,331	\$35,311	\$15,940	\$2,130	\$84,900	\$26,907	\$234,519
11	23ME	FC	B	37100 Total		2.00	\$138,661	\$70,623	\$31,880	\$4,260	\$169,800	\$53,813	\$469,037
11	23ME	FF II MEDIC	B	37100	1/1-6/30	0.50	\$31,164	\$14,497	\$6,544	\$1,065	\$36,178	\$11,593	\$101,041
11	23ME	FF II MEDIC	B	37100	7/1-12/31	0.50	\$31,164	\$14,497	\$6,544	\$1,065	\$36,178	\$11,593	\$101,041
11	23ME	FF II MEDIC	B	37100 Total		1.00	\$62,328	\$28,995	\$13,089	\$2,130	\$72,356	\$23,185	\$202,082
11	29MS	FAE	B	37100	1/1-6/30	1.00	\$60,735	\$30,933	\$13,964	\$2,130	\$74,378	\$23,605	\$205,745
11	29MS	FAE	B	37100	7/1-12/31	1.00	\$60,735	\$30,933	\$13,964	\$2,130	\$74,378	\$23,605	\$205,745
11	29MS	FAE	B	37100 Total		2.00	\$121,470	\$61,867	\$27,928	\$4,260	\$148,755	\$47,211	\$411,490
11	29MS	FAE MEDIC	B	37100	1/1-6/30	0.50	\$35,325	\$16,540	\$7,466	\$1,065	\$41,161	\$13,162	\$114,719
11	29MS	FAE MEDIC	B	37100	7/1-12/31	0.50	\$35,325	\$16,540	\$7,466	\$1,065	\$41,161	\$13,162	\$114,719
11	29MS	FAE MEDIC	B	37100 Total		1.00	\$70,650	\$33,080	\$14,933	\$2,130	\$82,321	\$26,324	\$229,438
11	29MS	FF II MEDIC	B	37100	1/1-6/30	1.00	\$62,328	\$28,995	\$13,089	\$2,130	\$72,356	\$23,185	\$202,082
11	29MS	FF II MEDIC	B	37100	7/1-12/31	1.00	\$62,328	\$28,995	\$13,089	\$2,130	\$72,356	\$23,185	\$202,082
11	29MS	FF II MEDIC	B	37100 Total		2.00	\$124,656	\$57,989	\$26,177	\$4,260	\$144,711	\$46,370	\$404,164
11	30ME	FAE	B	37100	1/1-6/30	0.50	\$30,367	\$15,467	\$6,982	\$1,065	\$37,189	\$11,803	\$102,872
11	30ME	FAE	B	37100	7/1-12/31	0.50	\$30,367	\$15,467	\$6,982	\$1,065	\$37,189	\$11,803	\$102,872
11	30ME	FAE	B	37100 Total		1.00	\$60,735	\$30,933	\$13,964	\$2,130	\$74,378	\$23,605	\$205,745
11	30ME	FAE MEDIC	B	37100	1/1-6/30	0.50	\$35,325	\$16,540	\$7,466	\$1,065	\$41,161	\$13,162	\$114,719

Exhibit D, Schedule A
Local Funded - State Resources
Fiscal Display
PRC 4142

BAT	STN	TITLE	DIV	PCA	PERIOD	Sum of PY	Sum of TOTAL BASE SALARY	Sum of TOTAL EDWC	Sum of TOTAL OT	Sum of TOTAL UNIFORM /OEE	Sum of BENEFITS	Sum of ADM CHG	Sum of GRAND TOTAL
11	30ME	FAE MEDIC	B	37100	7/1-12/31	0.50	\$35,325	\$16,540	\$7,466	\$1,065	\$41,161	\$13,162	\$114,719
11	30ME	FAE MEDIC	B	37100 Total		1.00	\$70,650	\$33,080	\$14,933	\$2,130	\$82,321	\$26,324	\$229,438
11	30ME	FC	B	37100	1/1-6/30	1.00	\$69,331	\$35,311	\$15,940	\$2,130	\$84,900	\$26,907	\$234,519
11	30ME	FC	B	37100	7/1-12/31	1.00	\$69,331	\$35,311	\$15,940	\$2,130	\$84,900	\$26,907	\$234,519
11	30ME	FC	B	37100 Total		2.00	\$138,661	\$70,623	\$31,880	\$4,260	\$169,800	\$53,813	\$469,037
11	30ME	FF II	B	37100	1/1-6/30	0.50	\$26,634	\$13,565	\$6,124	\$1,065	\$32,619	\$10,369	\$90,375
11	30ME	FF II	B	37100	7/1-12/31	0.50	\$26,634	\$13,565	\$6,124	\$1,065	\$32,619	\$10,369	\$90,375
11	30ME	FF II	B	37100 Total		1.00	\$53,268	\$27,130	\$12,247	\$2,130	\$65,237	\$20,738	\$180,751
11	30ME	FF II MEDIC	B	37100	1/1-6/30	0.50	\$31,164	\$14,497	\$6,544	\$1,065	\$36,178	\$11,593	\$101,041
11	30ME	FF II MEDIC	B	37100	7/1-12/31	0.50	\$31,164	\$14,497	\$6,544	\$1,065	\$36,178	\$11,593	\$101,041
11	30ME	FF II MEDIC	B	37100 Total		1.00	\$62,328	\$28,995	\$13,089	\$2,130	\$72,356	\$23,185	\$202,082
11	53ME	FAE	B	37100	1/1-6/30	0.50	\$30,367	\$15,467	\$6,982	\$1,065	\$37,189	\$11,803	\$102,872
11	53ME	FAE	B	37100	7/1-12/31	0.50	\$30,367	\$15,467	\$6,982	\$1,065	\$37,189	\$11,803	\$102,872
11	53ME	FAE	B	37100 Total		1.00	\$60,735	\$30,933	\$13,964	\$2,130	\$74,378	\$23,605	\$205,745
11	53ME	FAE MEDIC	B	37100	1/1-6/30	0.50	\$35,325	\$16,540	\$7,466	\$1,065	\$41,161	\$13,162	\$114,719
11	53ME	FAE MEDIC	B	37100	7/1-12/31	0.50	\$35,325	\$16,540	\$7,466	\$1,065	\$41,161	\$13,162	\$114,719
11	53ME	FAE MEDIC	B	37100 Total		1.00	\$70,650	\$33,080	\$14,933	\$2,130	\$82,321	\$26,324	\$229,438
11	53ME	FC	B	37100	1/1-6/30	0.50	\$34,665	\$17,656	\$7,970	\$1,065	\$42,450	\$13,453	\$117,259
11	53ME	FC	B	37100	7/1-12/31	0.50	\$34,665	\$17,656	\$7,970	\$1,065	\$42,450	\$13,453	\$117,259
11	53ME	FC	B	37100 Total		1.00	\$69,331	\$35,311	\$15,940	\$2,130	\$84,900	\$26,907	\$234,519
11	53ME	FC MEDIC	B	37100	1/1-6/30	0.50	\$40,072	\$18,881	\$8,523	\$1,065	\$46,861	\$14,956	\$130,359
11	53ME	FC MEDIC	B	37100	7/1-12/31	0.50	\$40,072	\$18,881	\$8,523	\$1,065	\$46,861	\$14,956	\$130,359
11	53ME	FC MEDIC	B	37100 Total		1.00	\$80,144	\$37,763	\$17,047	\$2,130	\$93,723	\$29,913	\$260,719
11	53ME	FF II	B	37100	1/1-6/30	0.50	\$26,634	\$13,565	\$6,124	\$1,065	\$32,619	\$10,369	\$90,375
11	53ME	FF II	B	37100	7/1-12/31	0.50	\$26,634	\$13,565	\$6,124	\$1,065	\$32,619	\$10,369	\$90,375
11	53ME	FF II	B	37100 Total		1.00	\$53,268	\$27,130	\$12,247	\$2,130	\$65,237	\$20,738	\$180,751
11	53ME	FF II MEDIC	B	37100	1/1-6/30	0.50	\$31,164	\$14,497	\$6,544	\$1,065	\$36,178	\$11,593	\$101,041
11	53ME	FF II MEDIC	B	37100	7/1-12/31	0.50	\$31,164	\$14,497	\$6,544	\$1,065	\$36,178	\$11,593	\$101,041
11	53ME	FF II MEDIC	B	37100 Total		1.00	\$62,328	\$28,995	\$13,089	\$2,130	\$72,356	\$23,185	\$202,082
11	77ME	FAE	B	37100	1/1-6/30	0.50	\$30,367	\$15,467	\$6,982	\$1,065	\$37,189	\$11,803	\$102,872
11	77ME	FAE	B	37100	7/1-12/31	0.50	\$30,367	\$15,467	\$6,982	\$1,065	\$37,189	\$11,803	\$102,872
11	77ME	FAE	B	37100 Total		1.00	\$60,735	\$30,933	\$13,964	\$2,130	\$74,378	\$23,605	\$205,745
11	77ME	FAE MEDIC	B	37100	1/1-6/30	0.50	\$35,325	\$16,540	\$7,466	\$1,065	\$41,161	\$13,162	\$114,719
11	77ME	FAE MEDIC	B	37100	7/1-12/31	0.50	\$35,325	\$16,540	\$7,466	\$1,065	\$41,161	\$13,162	\$114,719
11	77ME	FAE MEDIC	B	37100 Total		1.00	\$70,650	\$33,080	\$14,933	\$2,130	\$82,321	\$26,324	\$229,438
11	77ME	FC MEDIC	B	37100	1/1-6/30	0.50	\$40,072	\$18,881	\$8,523	\$1,065	\$46,861	\$14,956	\$130,359

Exhibit D, Schedule A
Local Funded - State Resources
Fiscal Display
PRC 4142

BAT	STN	TITLE	DIV	PCA	PERIOD	Sum of PY	Sum of TOTAL BASE SALARY	Sum of TOTAL EDWC	Sum of TOTAL OT	Sum of TOTAL UNIFORM /OEE	Sum of BENEFITS	Sum of ADM CHG	Sum of GRAND TOTAL
	11	77ME	B	37100	7/1-12/31	0.50	\$40,072	\$18,881	\$8,523	\$1,065	\$46,861	\$14,956	\$130,359
	11	77ME	B	37100 Total		1.00	\$80,144	\$37,763	\$17,047	\$2,130	\$93,723	\$29,913	\$260,719
	11	77ME	B	37100	1/1-6/30	1.00	\$53,268	\$27,130	\$12,247	\$2,130	\$65,237	\$20,738	\$180,751
	11	77ME	B	37100	7/1-12/31	1.00	\$53,268	\$27,130	\$12,247	\$2,130	\$65,237	\$20,738	\$180,751
	11	77ME	B	37100 Total		2.00	\$106,536	\$54,261	\$24,494	\$4,260	\$130,475	\$41,475	\$361,501
	11	77ME	B	37100	1/1-6/30	1.50	\$93,492	\$43,492	\$19,633	\$3,195	\$108,533	\$34,778	\$303,123
	11	77ME	B	37100	7/1-12/31	1.50	\$93,492	\$43,492	\$19,633	\$3,195	\$108,533	\$34,778	\$303,123
	11	77ME	B	37100 Total		3.00	\$186,984	\$86,984	\$39,266	\$6,390	\$217,067	\$69,555	\$606,245
	11	FRME	B	37100	1/1-6/30	0.50	\$30,367	\$15,467	\$6,982	\$1,065	\$37,189	\$11,803	\$102,872
	11	FRME	B	37100	7/1-12/31	0.50	\$30,367	\$15,467	\$6,982	\$1,065	\$37,189	\$11,803	\$102,872
	11	FRME	B	37100 Total		1.00	\$60,735	\$30,933	\$13,964	\$2,130	\$74,378	\$23,605	\$205,745
	11	FRME	B	37100	1/1-6/30	0.50	\$34,665	\$17,656	\$7,970	\$1,065	\$42,450	\$13,453	\$117,259
	11	FRME	B	37100	7/1-12/31	0.50	\$34,665	\$17,656	\$7,970	\$1,065	\$42,450	\$13,453	\$117,259
	11	FRME	B	37100 Total		1.00	\$69,331	\$35,311	\$15,940	\$2,130	\$84,900	\$26,907	\$234,519
	11	FRME	B	37100	1/1-6/30	0.50	\$31,164	\$14,497	\$6,544	\$1,065	\$36,178	\$11,593	\$101,041
	11	FRME	B	37100	7/1-12/31	0.50	\$31,164	\$14,497	\$6,544	\$1,065	\$36,178	\$11,593	\$101,041
	11	FRME	B	37100 Total		1.00	\$62,328	\$28,995	\$13,089	\$2,130	\$72,356	\$23,185	\$202,082
	11	VRME	B	37100	1/1-6/30	0.50	\$30,367	\$15,467	\$6,982	\$1,065	\$37,189	\$11,803	\$102,872
	11	VRME	B	37100	7/1-12/31	0.50	\$30,367	\$15,467	\$6,982	\$1,065	\$37,189	\$11,803	\$102,872
	11	VRME	B	37100 Total		1.00	\$60,735	\$30,933	\$13,964	\$2,130	\$74,378	\$23,605	\$205,745
	11	VRME	B	37100	1/1-6/30	0.50	\$35,325	\$16,540	\$7,466	\$1,065	\$41,161	\$13,162	\$114,719
	11	VRME	B	37100	7/1-12/31	0.50	\$35,325	\$16,540	\$7,466	\$1,065	\$41,161	\$13,162	\$114,719
	11	VRME	B	37100 Total		1.00	\$70,650	\$33,080	\$14,933	\$2,130	\$82,321	\$26,324	\$229,438
	11	VRME	B	37100	1/1-6/30	0.50	\$34,665	\$17,656	\$7,970	\$1,065	\$42,450	\$13,453	\$117,259
	11	VRME	B	37100	7/1-12/31	0.50	\$34,665	\$17,656	\$7,970	\$1,065	\$42,450	\$13,453	\$117,259
	11	VRME	B	37100 Total		1.00	\$69,331	\$35,311	\$15,940	\$2,130	\$84,900	\$26,907	\$234,519
	11	VRME	B	37100	1/1-6/30	0.50	\$31,164	\$14,497	\$6,544	\$1,065	\$36,178	\$11,593	\$101,041
	11	VRME	B	37100	7/1-12/31	0.50	\$31,164	\$14,497	\$6,544	\$1,065	\$36,178	\$11,593	\$101,041
	11	VRME	B	37100 Total		1.00	\$62,328	\$28,995	\$13,089	\$2,130	\$72,356	\$23,185	\$202,082
	13	54ME	SW	37100	1/1-6/30	0.50	\$30,367	\$15,467	\$6,982	\$1,065	\$37,189	\$11,803	\$102,872
	13	54ME	SW	37100	7/1-12/31	0.50	\$30,367	\$15,467	\$6,982	\$1,065	\$37,189	\$11,803	\$102,872
	13	54ME	SW	37100 Total		1.00	\$60,735	\$30,933	\$13,964	\$2,130	\$74,378	\$23,605	\$205,745
	13	54ME	SW	37100	1/1-6/30	0.50	\$35,325	\$16,540	\$7,466	\$1,065	\$41,161	\$13,162	\$114,719
	13	54ME	SW	37100	7/1-12/31	0.50	\$35,325	\$16,540	\$7,466	\$1,065	\$41,161	\$13,162	\$114,719
	13	54ME	SW	37100 Total		1.00	\$70,650	\$33,080	\$14,933	\$2,130	\$82,321	\$26,324	\$229,438
	13	54ME	SW	37100	1/1-6/30	0.50	\$34,665	\$17,656	\$7,970	\$1,065	\$42,450	\$13,453	\$117,259

Exhibit D, Schedule A
Local Funded - State Resources
Fiscal Display
PRC 4142

BAT	STN	TITLE	DIV	PCA	PERIOD	Sum of PY	Sum of TOTAL BASE SALARY	Sum of TOTAL EDWC	Sum of TOTAL OT	Sum of TOTAL UNIFORM/OEE	Sum of BENEFITS	Sum of ADM CHG	Sum of GRAND TOTAL
13	54ME	FC	SW	37100	7/1-12/31	0.50	\$34,665	\$17,656	\$7,970	\$1,065	\$42,450	\$13,453	\$117,259
13	54ME	FC	SW	37100 Total		1.00	\$69,331	\$35,311	\$15,940	\$2,130	\$84,900	\$26,907	\$234,519
13	54ME	FF II	SW	37100	1/1-6/30	1.00	\$53,268	\$27,130	\$12,247	\$2,130	\$65,237	\$20,738	\$180,751
13	54ME	FF II	SW	37100	7/1-12/31	1.00	\$53,268	\$27,130	\$12,247	\$2,130	\$65,237	\$20,738	\$180,751
13	54ME	FF II	SW	37100 Total		2.00	\$106,536	\$54,261	\$24,494	\$4,260	\$130,475	\$41,475	\$361,501
13	54ME	FF II MEDIC	SW	37100	1/1-6/30	1.00	\$62,328	\$28,995	\$13,089	\$2,130	\$72,356	\$23,185	\$202,082
13	54ME	FF II MEDIC	SW	37100	7/1-12/31	1.00	\$62,328	\$28,995	\$13,089	\$2,130	\$72,356	\$23,185	\$202,082
13	54ME	FF II MEDIC	SW	37100 Total		2.00	\$124,656	\$57,989	\$26,177	\$4,260	\$144,711	\$46,370	\$404,164
13	76T	FAE	SW	37100	1/1-6/30	0.50	\$30,367	\$15,467	\$6,982	\$1,065	\$37,189	\$11,803	\$102,872
13	76T	FAE	SW	37100	7/1-12/31	0.50	\$30,367	\$15,467	\$6,982	\$1,065	\$37,189	\$11,803	\$102,872
13	76T	FAE	SW	37100 Total		1.00	\$60,735	\$30,933	\$13,964	\$2,130	\$74,378	\$23,605	\$205,745
13	76T	FC	SW	37100	1/1-6/30	1.00	\$69,331	\$35,311	\$15,940	\$2,130	\$84,900	\$26,907	\$234,519
13	76T	FC	SW	37100	7/1-12/31	1.00	\$69,331	\$35,311	\$15,940	\$2,130	\$84,900	\$26,907	\$234,519
13	76T	FC	SW	37100 Total		2.00	\$138,661	\$70,623	\$31,880	\$4,260	\$169,800	\$53,813	\$469,037
13	76T	FF II	SW	37100	1/1-6/30	0.50	\$26,634	\$13,565	\$6,124	\$1,065	\$32,619	\$10,369	\$90,375
13	76T	FF II	SW	37100	7/1-12/31	0.50	\$26,634	\$13,565	\$6,124	\$1,065	\$32,619	\$10,369	\$90,375
13	76T	FF II	SW	37100 Total		1.00	\$53,268	\$27,130	\$12,247	\$2,130	\$65,237	\$20,738	\$180,751
13	VRME	FF II MEDIC	SW	37100	1/1-6/30	0.50	\$31,164	\$14,497	\$6,544	\$1,065	\$36,178	\$11,593	\$101,041
13	VRME	FF II MEDIC	SW	37100	7/1-12/31	0.50	\$31,164	\$14,497	\$6,544	\$1,065	\$36,178	\$11,593	\$101,041
13	VRME	FF II MEDIC	SW	37100 Total		1.00	\$62,328	\$28,995	\$13,089	\$2,130	\$72,356	\$23,185	\$202,082
14	16ME	FAE	NW	37131	1/1-6/30	0.50	\$30,367	\$15,467	\$6,982	\$1,065	\$37,189	\$11,803	\$102,872
14	16ME	FAE	NW	37131	7/1-12/31	0.50	\$30,367	\$15,467	\$6,982	\$1,065	\$37,189	\$11,803	\$102,872
14	16ME	FAE	NW	37131 Total		1.00	\$60,735	\$30,933	\$13,964	\$2,130	\$74,378	\$23,605	\$205,745
14	16ME	FAE MEDIC	NW	37131	1/1-6/30	0.50	\$35,325	\$16,540	\$7,466	\$1,065	\$41,161	\$13,162	\$114,719
14	16ME	FAE MEDIC	NW	37131	7/1-12/31	0.50	\$35,325	\$16,540	\$7,466	\$1,065	\$41,161	\$13,162	\$114,719
14	16ME	FAE MEDIC	NW	37131 Total		1.00	\$70,650	\$33,080	\$14,933	\$2,130	\$82,321	\$26,324	\$229,438
14	16ME	FC	NW	37131	1/1-6/30	1.00	\$69,331	\$35,311	\$15,940	\$2,130	\$84,900	\$26,907	\$234,519
14	16ME	FC	NW	37131	7/1-12/31	1.00	\$69,331	\$35,311	\$15,940	\$2,130	\$84,900	\$26,907	\$234,519
14	16ME	FC	NW	37131 Total		2.00	\$138,661	\$70,623	\$31,880	\$4,260	\$169,800	\$53,813	\$469,037
14	16ME	FF II	NW	37131	1/1-6/30	0.50	\$26,634	\$13,565	\$6,124	\$1,065	\$32,619	\$10,369	\$90,375
14	16ME	FF II	NW	37131	7/1-12/31	0.50	\$26,634	\$13,565	\$6,124	\$1,065	\$32,619	\$10,369	\$90,375
14	16ME	FF II	NW	37131 Total		1.00	\$53,268	\$27,130	\$12,247	\$2,130	\$65,237	\$20,738	\$180,751
14	16ME	FF II MEDIC	NW	37131	1/1-6/30	0.50	\$31,164	\$14,497	\$6,544	\$1,065	\$36,178	\$11,593	\$101,041
14	16ME	FF II MEDIC	NW	37131	7/1-12/31	0.50	\$31,164	\$14,497	\$6,544	\$1,065	\$36,178	\$11,593	\$101,041
14	16ME	FF II MEDIC	NW	37131 Total		1.00	\$62,328	\$28,995	\$13,089	\$2,130	\$72,356	\$23,185	\$202,082
14	17ME	FAE	NW	37131	1/1-6/30	1.00	\$60,735	\$30,933	\$13,964	\$2,130	\$74,378	\$23,605	\$205,745

Exhibit D, Schedule A
Local Funded - State Resources
Fiscal Display
PRC 4142

BAT	STN	TITLE	DIV	PCA	PERIOD	Sum of PY	Sum of TOTAL BASE SALARY	Sum of TOTAL EDWC	Sum of TOTAL OT	Sum of TOTAL UNIFORM /OEE	Sum of BENEFITS	Sum of ADM CHG	Sum of GRAND TOTAL
14	17ME	FAE	NW	37131	7/1-12/31	1.00	\$60,735	\$30,933	\$13,964	\$2,130	\$74,378	\$23,605	\$205,745
14	17ME	FAE	NW	37131 Total		2.00	\$121,470	\$61,867	\$27,928	\$4,260	\$148,755	\$47,211	\$411,490
14	17ME	FC	NW	37131	1/1-6/30	1.00	\$69,331	\$35,311	\$15,940	\$2,130	\$84,900	\$26,907	\$234,519
14	17ME	FC	NW	37131	7/1-12/31	1.00	\$69,331	\$35,311	\$15,940	\$2,130	\$84,900	\$26,907	\$234,519
14	17ME	FC	NW	37131 Total		2.00	\$138,661	\$70,623	\$31,880	\$4,260	\$169,800	\$53,813	\$469,037
14	17ME	FF II MEDIC	NW	37131	1/1-6/30	1.00	\$62,328	\$28,995	\$13,089	\$2,130	\$72,356	\$23,185	\$202,082
14	17ME	FF II MEDIC	NW	37131	7/1-12/31	1.00	\$62,328	\$28,995	\$13,089	\$2,130	\$72,356	\$23,185	\$202,082
14	17ME	FF II MEDIC	NW	37131 Total		2.00	\$124,656	\$57,989	\$26,177	\$4,260	\$144,711	\$46,370	\$404,164
14	17MT	FAE	NW	37131	1/1-6/30	1.50	\$91,102	\$46,400	\$20,946	\$3,195	\$111,566	\$35,408	\$308,617
14	17MT	FAE	NW	37131	7/1-12/31	1.50	\$91,102	\$46,400	\$20,946	\$3,195	\$111,566	\$35,408	\$308,617
14	17MT	FAE	NW	37131 Total		3.00	\$182,204	\$92,800	\$41,892	\$6,390	\$223,133	\$70,816	\$617,235
14	17MT	FC	NW	37131	1/1-6/30	1.50	\$103,996	\$52,967	\$23,910	\$3,195	\$127,350	\$40,360	\$351,778
14	17MT	FC	NW	37131	7/1-12/31	1.50	\$103,996	\$52,967	\$23,910	\$3,195	\$127,350	\$40,360	\$351,778
14	17MT	FC	NW	37131 Total		3.00	\$207,992	\$105,934	\$47,821	\$6,390	\$254,700	\$80,720	\$703,556
14	17MT	FF II	NW	37131	1/1-6/30	1.50	\$79,902	\$40,696	\$18,371	\$3,195	\$97,856	\$31,107	\$271,126
14	17MT	FF II	NW	37131	7/1-12/31	1.50	\$79,902	\$40,696	\$18,371	\$3,195	\$97,856	\$31,107	\$271,126
14	17MT	FF II	NW	37131 Total		3.00	\$159,804	\$81,391	\$36,741	\$6,390	\$195,712	\$62,213	\$542,252
14	17MT	FF II MEDIC	NW	37131	1/1-6/30	1.50	\$93,492	\$43,492	\$19,633	\$3,195	\$108,533	\$34,778	\$303,123
14	17MT	FF II MEDIC	NW	37131	7/1-12/31	1.50	\$93,492	\$43,492	\$19,633	\$3,195	\$108,533	\$34,778	\$303,123
14	17MT	FF II MEDIC	NW	37131 Total		3.00	\$186,984	\$86,984	\$39,266	\$6,390	\$217,067	\$69,555	\$606,245
14	18MS	FAE	NW	37131	1/1-6/30	1.00	\$60,735	\$30,933	\$13,964	\$2,130	\$74,378	\$23,605	\$205,745
14	18MS	FAE	NW	37131	7/1-12/31	1.00	\$60,735	\$30,933	\$13,964	\$2,130	\$74,378	\$23,605	\$205,745
14	18MS	FAE	NW	37131 Total		2.00	\$121,470	\$61,867	\$27,928	\$4,260	\$148,755	\$47,211	\$411,490
14	18MS	FF II MEDIC	NW	37131	1/1-6/30	1.00	\$62,328	\$28,995	\$13,089	\$2,130	\$72,356	\$23,185	\$202,082
14	18MS	FF II MEDIC	NW	37131	7/1-12/31	1.00	\$62,328	\$28,995	\$13,089	\$2,130	\$72,356	\$23,185	\$202,082
14	18MS	FF II MEDIC	NW	37131 Total		2.00	\$124,656	\$57,989	\$26,177	\$4,260	\$144,711	\$46,370	\$404,164
14	19ME	FAE	NW	37100	1/1-6/30	0.50	\$30,367	\$15,467	\$6,982	\$1,065	\$37,189	\$11,803	\$102,872
14	19ME	FAE	NW	37100	7/1-12/31	0.50	\$30,367	\$15,467	\$6,982	\$1,065	\$37,189	\$11,803	\$102,872
14	19ME	FAE	NW	37100 Total		1.00	\$60,735	\$30,933	\$13,964	\$2,130	\$74,378	\$23,605	\$205,745
14	19ME	FC	NW	37100	1/1-6/30	0.50	\$34,665	\$17,656	\$7,970	\$1,065	\$42,450	\$13,453	\$117,259
14	19ME	FC	NW	37100	7/1-12/31	0.50	\$34,665	\$17,656	\$7,970	\$1,065	\$42,450	\$13,453	\$117,259
14	19ME	FC	NW	37100 Total		1.00	\$69,331	\$35,311	\$15,940	\$2,130	\$84,900	\$26,907	\$234,519
14	19ME	FF II	NW	37100	1/1-6/30	1.50	\$79,902	\$40,696	\$18,371	\$3,195	\$97,856	\$31,107	\$271,126
14	19ME	FF II	NW	37100	7/1-12/31	1.50	\$79,902	\$40,696	\$18,371	\$3,195	\$97,856	\$31,107	\$271,126
14	19ME	FF II	NW	37100 Total		3.00	\$159,804	\$81,391	\$36,741	\$6,390	\$195,712	\$62,213	\$542,252
14	19ME	FF II MEDIC	NW	37100	1/1-6/30	1.00	\$62,328	\$28,995	\$13,089	\$2,130	\$72,356	\$23,185	\$202,082

Exhibit D, Schedule A
Local Funded - State Resources
Fiscal Display
PRC 4142

BAT	STN	TITLE	DIV	PCA	PERIOD	Sum of PY	Sum of TOTAL BASE SALARY	Sum of TOTAL EDWC	Sum of TOTAL OT	Sum of TOTAL UNIFORM /OEE	Sum of BENEFITS	Sum of ADM CHG	Sum of GRAND TOTAL
14	19ME	FF II MEDIC	NW	37100	7/1-12/31	1.00	\$62,328	\$28,995	\$13,089	\$2,130	\$72,356	\$23,185	\$202,082
14	19ME	FF II MEDIC	NW	37100 Total		2.00	\$124,656	\$57,989	\$26,177	\$4,260	\$144,711	\$46,370	\$404,164
14	FRME	FF II MEDIC	NW	37100	1/1-6/30	0.50	\$31,164	\$14,497	\$6,544	\$1,065	\$36,178	\$11,593	\$101,041
14	FRME	FF II MEDIC	NW	37100	7/1-12/31	0.50	\$31,164	\$14,497	\$6,544	\$1,065	\$36,178	\$11,593	\$101,041
14	FRME	FF II MEDIC	NW	37100 Total		1.00	\$62,328	\$28,995	\$13,089	\$2,130	\$72,356	\$23,185	\$202,082
14	VRME	FAE MEDIC	NW	37100	1/1-6/30	0.50	\$35,325	\$16,540	\$7,466	\$1,065	\$41,161	\$13,162	\$114,719
14	VRME	FAE MEDIC	NW	37100	7/1-12/31	0.50	\$35,325	\$16,540	\$7,466	\$1,065	\$41,161	\$13,162	\$114,719
14	VRME	FAE MEDIC	NW	37100 Total		1.00	\$70,650	\$33,080	\$14,933	\$2,130	\$82,321	\$26,324	\$229,438
14	VRME	FAE MEDIC	NW	37131	1/1-6/30	0.50	\$35,325	\$16,540	\$7,466	\$1,065	\$41,161	\$13,162	\$114,719
14	VRME	FAE MEDIC	NW	37131	7/1-12/31	0.50	\$35,325	\$16,540	\$7,466	\$1,065	\$41,161	\$13,162	\$114,719
14	VRME	FAE MEDIC	NW	37131 Total		1.00	\$70,650	\$33,080	\$14,933	\$2,130	\$82,321	\$26,324	\$229,438
14	VRME	FC MEDIC	NW	37131	1/1-6/30	0.50	\$40,072	\$18,881	\$8,523	\$1,065	\$46,861	\$14,956	\$130,359
14	VRME	FC MEDIC	NW	37131	7/1-12/31	0.50	\$40,072	\$18,881	\$8,523	\$1,065	\$46,861	\$14,956	\$130,359
14	VRME	FC MEDIC	NW	37131 Total		1.00	\$80,144	\$37,763	\$17,047	\$2,130	\$93,723	\$29,913	\$260,719
14	VRME	FF II MEDIC	NW	37131	1/1-6/30	1.00	\$62,328	\$28,995	\$13,089	\$2,130	\$72,356	\$23,185	\$202,082
14	VRME	FF II MEDIC	NW	37131	7/1-12/31	1.00	\$62,328	\$28,995	\$13,089	\$2,130	\$72,356	\$23,185	\$202,082
14	VRME	FF II MEDIC	NW	37131 Total		2.00	\$124,656	\$57,989	\$26,177	\$4,260	\$144,711	\$46,370	\$404,164
14	FRM	FAE MEDIC	NW	37131	1/1-6/30	0.50	\$35,325	\$16,540	\$7,466	\$1,065	\$41,161	\$13,162	\$114,719
14	FRM	FAE MEDIC	NW	37131	7/1-12/31	0.50	\$35,325	\$16,540	\$7,466	\$1,065	\$41,161	\$13,162	\$114,719
14	FRM	FAE MEDIC	NW	37131 Total		1.00	\$70,650	\$33,080	\$14,933	\$2,130	\$82,321	\$26,324	\$229,438
15	75ME	FAE	T	37100	1/1-6/30	0.50	\$30,367	\$15,467	\$6,982	\$1,065	\$37,189	\$11,803	\$102,872
15	75ME	FAE	T	37100	7/1-12/31	0.50	\$30,367	\$15,467	\$6,982	\$1,065	\$37,189	\$11,803	\$102,872
15	75ME	FAE	T	37100 Total		1.00	\$60,735	\$30,933	\$13,964	\$2,130	\$74,378	\$23,605	\$205,745
15	75ME	FAE MEDIC	T	37100	1/1-6/30	0.50	\$35,325	\$16,540	\$7,466	\$1,065	\$41,161	\$13,162	\$114,719
15	75ME	FAE MEDIC	T	37100	7/1-12/31	0.50	\$35,325	\$16,540	\$7,466	\$1,065	\$41,161	\$13,162	\$114,719
15	75ME	FAE MEDIC	T	37100 Total		1.00	\$70,650	\$33,080	\$14,933	\$2,130	\$82,321	\$26,324	\$229,438
15	75ME	FC	T	37100	1/1-6/30	1.00	\$69,331	\$35,311	\$15,940	\$2,130	\$84,900	\$26,907	\$234,519
15	75ME	FC	T	37100	7/1-12/31	1.00	\$69,331	\$35,311	\$15,940	\$2,130	\$84,900	\$26,907	\$234,519
15	75ME	FC	T	37100 Total		2.00	\$138,661	\$70,623	\$31,880	\$4,260	\$169,800	\$53,813	\$469,037
15	75ME	FF II	T	37100	1/1-6/30	0.50	\$26,634	\$13,565	\$6,124	\$1,065	\$32,619	\$10,369	\$90,375
15	75ME	FF II	T	37100	7/1-12/31	0.50	\$26,634	\$13,565	\$6,124	\$1,065	\$32,619	\$10,369	\$90,375
15	75ME	FF II	T	37100 Total		1.00	\$53,268	\$27,130	\$12,247	\$2,130	\$65,237	\$20,738	\$180,751
15	75ME	FF II MEDIC	T	37100	1/1-6/30	0.50	\$31,164	\$14,497	\$6,544	\$1,065	\$36,178	\$11,593	\$101,041
15	75ME	FF II MEDIC	T	37100	7/1-12/31	0.50	\$31,164	\$14,497	\$6,544	\$1,065	\$36,178	\$11,593	\$101,041
15	75ME	FF II MEDIC	T	37100 Total		1.00	\$62,328	\$28,995	\$13,089	\$2,130	\$72,356	\$23,185	\$202,082
15	83ME	FAE	T	37100	1/1-6/30	1.00	\$60,735	\$30,933	\$13,964	\$2,130	\$74,378	\$23,605	\$205,745

Exhibit D, Schedule A
Local Funded - State Resources
Fiscal Display
PRC 4142

BAT	STN	TITLE	DIV	PCA	PERIOD	Sum of PY	Sum of TOTAL BASE SALARY	Sum of TOTAL EDWC	Sum of TOTAL OT	Sum of TOTAL UNIFORM /OEE	Sum of BENEFITS	Sum of ADM CHG	Sum of GRAND TOTAL
15	83ME	FAE	T	37100	7/1-12/31	1.00	\$60,735	\$30,933	\$13,964	\$2,130	\$74,378	\$23,605	\$205,745
15	83ME	FAE	T	37100 Total		2.00	\$121,470	\$61,867	\$27,928	\$4,260	\$148,755	\$47,211	\$411,490
15	83ME	FC	T	37100	1/1-6/30	0.50	\$34,665	\$17,656	\$7,970	\$1,065	\$42,450	\$13,453	\$117,259
15	83ME	FC	T	37100	7/1-12/31	0.50	\$34,665	\$17,656	\$7,970	\$1,065	\$42,450	\$13,453	\$117,259
15	83ME	FC	T	37100 Total		1.00	\$69,331	\$35,311	\$15,940	\$2,130	\$84,900	\$26,907	\$234,519
15	83ME	FC MEDIC	T	37100	1/1-6/30	0.50	\$40,072	\$18,881	\$8,523	\$1,065	\$46,861	\$14,956	\$130,359
15	83ME	FC MEDIC	T	37100	7/1-12/31	0.50	\$40,072	\$18,881	\$8,523	\$1,065	\$46,861	\$14,956	\$130,359
15	83ME	FC MEDIC	T	37100 Total		1.00	\$80,144	\$37,763	\$17,047	\$2,130	\$93,723	\$29,913	\$260,719
15	83ME	FF II MEDIC	T	37100	1/1-6/30	1.00	\$62,328	\$28,995	\$13,089	\$2,130	\$72,356	\$23,185	\$202,082
15	83ME	FF II MEDIC	T	37100	7/1-12/31	1.00	\$62,328	\$28,995	\$13,089	\$2,130	\$72,356	\$23,185	\$202,082
15	83ME	FF II MEDIC	T	37100 Total		2.00	\$124,656	\$57,989	\$26,177	\$4,260	\$144,711	\$46,370	\$404,164
15	96ME	FAE	T	37100	1/1-6/30	0.50	\$30,367	\$15,467	\$6,982	\$1,065	\$37,189	\$11,803	\$102,872
15	96ME	FAE	T	37100	7/1-12/31	0.50	\$30,367	\$15,467	\$6,982	\$1,065	\$37,189	\$11,803	\$102,872
15	96ME	FAE	T	37100 Total		1.00	\$60,735	\$30,933	\$13,964	\$2,130	\$74,378	\$23,605	\$205,745
15	96ME	FAE MEDIC	T	37100	1/1-6/30	0.50	\$35,325	\$16,540	\$7,466	\$1,065	\$41,161	\$13,162	\$114,719
15	96ME	FAE MEDIC	T	37100	7/1-12/31	0.50	\$35,325	\$16,540	\$7,466	\$1,065	\$41,161	\$13,162	\$114,719
15	96ME	FAE MEDIC	T	37100 Total		1.00	\$70,650	\$33,080	\$14,933	\$2,130	\$82,321	\$26,324	\$229,438
15	96ME	FC	T	37100	1/1-6/30	0.50	\$34,665	\$17,656	\$7,970	\$1,065	\$42,450	\$13,453	\$117,259
15	96ME	FC	T	37100	7/1-12/31	0.50	\$34,665	\$17,656	\$7,970	\$1,065	\$42,450	\$13,453	\$117,259
15	96ME	FC	T	37100 Total		1.00	\$69,331	\$35,311	\$15,940	\$2,130	\$84,900	\$26,907	\$234,519
15	96ME	FF II	T	37100	1/1-6/30	0.50	\$26,634	\$13,565	\$6,124	\$1,065	\$32,619	\$10,369	\$90,375
15	96ME	FF II	T	37100	7/1-12/31	0.50	\$26,634	\$13,565	\$6,124	\$1,065	\$32,619	\$10,369	\$90,375
15	96ME	FF II	T	37100 Total		1.00	\$53,268	\$27,130	\$12,247	\$2,130	\$65,237	\$20,738	\$180,751
15	96ME	FF II MEDIC	T	37100	1/1-6/30	0.50	\$31,164	\$14,497	\$6,544	\$1,065	\$36,178	\$11,593	\$101,041
15	96ME	FF II MEDIC	T	37100	7/1-12/31	0.50	\$31,164	\$14,497	\$6,544	\$1,065	\$36,178	\$11,593	\$101,041
15	96ME	FF II MEDIC	T	37100 Total		1.00	\$62,328	\$28,995	\$13,089	\$2,130	\$72,356	\$23,185	\$202,082
15	FRME	FAE	T	37100	1/1-6/30	0.50	\$30,367	\$15,467	\$6,982	\$1,065	\$37,189	\$11,803	\$102,872
15	FRME	FAE	T	37100	7/1-12/31	0.50	\$30,367	\$15,467	\$6,982	\$1,065	\$37,189	\$11,803	\$102,872
15	FRME	FAE	T	37100 Total		1.00	\$60,735	\$30,933	\$13,964	\$2,130	\$74,378	\$23,605	\$205,745
15	FRME	FC	T	37100	1/1-6/30	0.50	\$34,665	\$17,656	\$7,970	\$1,065	\$42,450	\$13,453	\$117,259
15	FRME	FC	T	37100	7/1-12/31	0.50	\$34,665	\$17,656	\$7,970	\$1,065	\$42,450	\$13,453	\$117,259
15	FRME	FC	T	37100 Total		1.00	\$69,331	\$35,311	\$15,940	\$2,130	\$84,900	\$26,907	\$234,519
15	FRME	FF II	T	37100	1/1-6/30	0.50	\$26,634	\$13,565	\$6,124	\$1,065	\$32,619	\$10,369	\$90,375
15	FRME	FF II	T	37100	7/1-12/31	0.50	\$26,634	\$13,565	\$6,124	\$1,065	\$32,619	\$10,369	\$90,375
15	FRME	FF II	T	37100 Total		1.00	\$53,268	\$27,130	\$12,247	\$2,130	\$65,237	\$20,738	\$180,751
15	VRME	FAE MEDIC	T	37100	1/1-6/30	0.50	\$35,325	\$16,540	\$7,466	\$1,065	\$41,161	\$13,162	\$114,719

Exhibit D, Schedule A
Local Funded - State Resources
Fiscal Display
PRC 4142

BAT	STN	TITLE	DIV	PCA	PERIOD	Sum of PY	Sum of TOTAL BASE SALARY	Sum of TOTAL EDWC	Sum of TOTAL OT	Sum of TOTAL UNIFORM/OEE	Sum of BENEFITS	Sum of ADM CHG	Sum of GRAND TOTAL		
	15	VRME		FAE MEDIC	T	37100	7/1-12/31	0.50	\$35,325	\$16,540	\$7,466	\$1,065	\$41,161	\$13,162	\$114,719
	15	VRME		FAE MEDIC	T	37100 Total		1.00	\$70,650	\$33,080	\$14,933	\$2,130	\$82,321	\$26,324	\$229,438
	15	VRME		FC	T	37100	1/1-6/30	0.50	\$34,665	\$17,656	\$7,970	\$1,065	\$42,450	\$13,453	\$117,259
	15	VRME		FC	T	37100	7/1-12/31	0.50	\$34,665	\$17,656	\$7,970	\$1,065	\$42,450	\$13,453	\$117,259
	15	VRME		FC	T	37100 Total		1.00	\$69,331	\$35,311	\$15,940	\$2,130	\$84,900	\$26,907	\$234,519
	15	VRME		FF II MEDIC	T	37100	1/1-6/30	0.50	\$31,164	\$14,497	\$6,544	\$1,065	\$36,178	\$11,593	\$101,041
	15	VRME		FF II MEDIC	T	37100	7/1-12/31	0.50	\$31,164	\$14,497	\$6,544	\$1,065	\$36,178	\$11,593	\$101,041
	15	VRME		FF II MEDIC	T	37100 Total		1.00	\$62,328	\$28,995	\$13,089	\$2,130	\$72,356	\$23,185	\$202,082
	15	96		FC	T	37100	1/1-6/30	0.50	\$34,665	\$17,656	\$7,970	\$1,065	\$42,450	\$13,453	\$117,259
	15	96		FC	T	37100	7/1-12/31	0.50	\$34,665	\$17,656	\$7,970	\$1,065	\$42,450	\$13,453	\$117,259
	15	96		FC	T	37100 Total		1.00	\$69,331	\$35,311	\$15,940	\$2,130	\$84,900	\$26,907	\$234,519
				GRAND TRAVEL	Z	37100	7/1-6/30	0.00				\$850,000	\$0	\$110,160	\$960,160
				GRAND TRAVEL	Z	37100 Total		0.00				\$850,000	\$0	\$110,160	\$960,160
				BATT CHIEF, RA	ADM	37119	7/1-6/30	0.00	\$24,000				\$348	\$3,156	\$27,504
				BATT CHIEF, RA	ADM	37119 Total		0.00	\$24,000				\$348	\$3,156	\$27,504
				FC, RA	ADM	37119	7/1-6/30	0.00	\$18,000				\$261	\$2,367	\$20,628
				FC, RA	ADM	37119 Total		0.00	\$18,000				\$261	\$2,367	\$20,628
ADM				DEPUTY CHIEF	ADM	37119	10/1-6/30	0.50	\$112,040			\$1,598	\$106,574	\$28,539	\$248,751
ADM				DEPUTY CHIEF	ADM	37119	7/1-9/30	0.50	\$37,347			\$533	\$35,525	\$9,513	\$82,917
ADM				DEPUTY CHIEF	ADM	37119 Total		1.00	\$149,387			\$2,130	\$142,098	\$38,053	\$331,668
B1				BATT CHIEF	SW	37100	1/1-6/30	0.00	\$0	\$0	\$0	\$0	\$0	\$0	\$0
B1				BATT CHIEF	SW	37100	7/1-12/31	0.00	\$0	\$0	\$0	\$0	\$0	\$0	\$0
B1				BATT CHIEF	SW	37100 Total		0.00	\$0	\$0	\$0	\$0	\$0	\$0	\$0
B10A				BATT CHIEF	WD	37119	1/1-6/30	0.50	\$40,650	\$20,704	\$9,346	\$1,065	\$49,776	\$15,752	\$137,294
B10A				BATT CHIEF	WD	37119	7/1-12/31	0.50	\$40,650	\$20,704	\$9,346	\$1,065	\$49,776	\$15,752	\$137,294
B10A				BATT CHIEF	WD	37119 Total		1.00	\$81,301	\$41,408	\$18,692	\$2,130	\$99,553	\$31,504	\$274,587
B10B				BATT CHIEF	WD	37119	1/1-6/30	0.50	\$40,650	\$20,704	\$9,346	\$1,065	\$49,776	\$15,752	\$137,294
B10B				BATT CHIEF	WD	37119	7/1-12/31	0.50	\$40,650	\$20,704	\$9,346	\$1,065	\$49,776	\$15,752	\$137,294
B10B				BATT CHIEF	WD	37119 Total		1.00	\$81,301	\$41,408	\$18,692	\$2,130	\$99,553	\$31,504	\$274,587
B11				BATT CHIEF	B	37100	1/1-6/30	0.50	\$40,650	\$20,704	\$9,346	\$1,065	\$49,776	\$15,752	\$137,294
B11				BATT CHIEF	B	37100	7/1-12/31	0.50	\$40,650	\$20,704	\$9,346	\$1,065	\$49,776	\$15,752	\$137,294
B11				BATT CHIEF	B	37100 Total		1.00	\$81,301	\$41,408	\$18,692	\$2,130	\$99,553	\$31,504	\$274,587
B12A				BATT CHIEF	WD	37119	1/1-6/30	0.50	\$40,650	\$20,704	\$9,346	\$1,065	\$49,776	\$15,752	\$137,294
B12A				BATT CHIEF	WD	37119	7/1-12/31	0.50	\$40,650	\$20,704	\$9,346	\$1,065	\$49,776	\$15,752	\$137,294
B12A				BATT CHIEF	WD	37119 Total		1.00	\$81,301	\$41,408	\$18,692	\$2,130	\$99,553	\$31,504	\$274,587
B12B				BATT CHIEF	WD	37119	1/1-6/30	0.50	\$40,650	\$20,704	\$9,346	\$1,065	\$49,776	\$15,752	\$137,294

Exhibit D, Schedule A
Local Funded - State Resources
Fiscal Display
PRC 4142

BAT	STN	TITLE	DIV	PCA	PERIOD	Sum of PY	Sum of TOTAL BASE SALARY	Sum of TOTAL EDWC	Sum of TOTAL OT	Sum of TOTAL UNIFORM /OEE	Sum of BENEFITS	Sum of ADM CHG	Sum of GRAND TOTAL
B12B		BATT CHIEF	WD	37119	7/1-12/31	0.50	\$40,650	\$20,704	\$9,346	\$1,065	\$49,776	\$15,752	\$137,294
B12B		BATT CHIEF	WD	37119 Total		1.00	\$81,301	\$41,408	\$18,692	\$2,130	\$99,553	\$31,504	\$274,587
B14		BATT CHIEF	NW	37100	1/1-6/30	0.50	\$40,650	\$20,704	\$9,346	\$1,065	\$49,776	\$15,752	\$137,294
B14		BATT CHIEF	NW	37100	7/1-12/31	0.50	\$40,650	\$20,704	\$9,346	\$1,065	\$49,776	\$15,752	\$137,294
B14		BATT CHIEF	NW	37100 Total		1.00	\$81,301	\$41,408	\$18,692	\$2,130	\$99,553	\$31,504	\$274,587
B14B		BATT CHIEF	NW	37119	1/1-6/30	0.50	\$40,650	\$20,704	\$9,346	\$1,065	\$49,776	\$15,752	\$137,294
B14B		BATT CHIEF	NW	37119	7/1-12/31	0.50	\$40,650	\$20,704	\$9,346	\$1,065	\$49,776	\$15,752	\$137,294
B14B		BATT CHIEF	NW	37119 Total		1.00	\$81,301	\$41,408	\$18,692	\$2,130	\$99,553	\$31,504	\$274,587
B15A		BATT CHIEF	T	37119	1/1-6/30	0.50	\$40,650	\$20,704	\$9,346	\$1,065	\$49,776	\$15,752	\$137,294
B15A		BATT CHIEF	T	37119	7/1-12/31	0.50	\$40,650	\$20,704	\$9,346	\$1,065	\$49,776	\$15,752	\$137,294
B15A		BATT CHIEF	T	37119 Total		1.00	\$81,301	\$41,408	\$18,692	\$2,130	\$99,553	\$31,504	\$274,587
B3		BATT CHIEF	OG	37119	1/1-6/30	0.50	\$40,650	\$20,704	\$9,346	\$1,065	\$49,776	\$15,752	\$137,294
B3		BATT CHIEF	OG	37119	7/1-12/31	0.50	\$40,650	\$20,704	\$9,346	\$1,065	\$49,776	\$15,752	\$137,294
B3		BATT CHIEF	OG	37119 Total		1.00	\$81,301	\$41,408	\$18,692	\$2,130	\$99,553	\$31,504	\$274,587
B5		BAT CHF HZ	OG	37132	1/1-6/30	0.50	\$41,550	\$21,162	\$9,553	\$1,065	\$50,878	\$16,097	\$140,306
B5		BAT CHF HZ	OG	37132	7/1-12/31	0.50	\$41,550	\$21,162	\$9,553	\$1,065	\$50,878	\$16,097	\$140,306
B5		BAT CHF HZ	OG	37132 Total		1.00	\$83,101	\$42,325	\$19,106	\$2,130	\$101,756	\$32,195	\$280,613
B6A		BATT CHIEF	ED	37119	1/1-6/30	0.50	\$40,650	\$20,704	\$9,346	\$1,065	\$49,776	\$15,752	\$137,294
B6A		BATT CHIEF	ED	37119	7/1-12/31	0.50	\$40,650	\$20,704	\$9,346	\$1,065	\$49,776	\$15,752	\$137,294
B6A		BATT CHIEF	ED	37119 Total		1.00	\$81,301	\$41,408	\$18,692	\$2,130	\$99,553	\$31,504	\$274,587
B6B		BATT CHIEF	ED	37119	1/1-6/30	0.50	\$40,650	\$20,704	\$9,346	\$1,065	\$49,776	\$15,752	\$137,294
B6B		BATT CHIEF	ED	37119	7/1-12/31	0.50	\$40,650	\$20,704	\$9,346	\$1,065	\$49,776	\$15,752	\$137,294
B6B		BATT CHIEF	ED	37119 Total		1.00	\$81,301	\$41,408	\$18,692	\$2,130	\$99,553	\$31,504	\$274,587
B7A		BATT CHIEF	WD	37119	1/1-6/30	0.50	\$40,650	\$20,704	\$9,346	\$1,065	\$49,776	\$15,752	\$137,294
B7A		BATT CHIEF	WD	37119	7/1-12/31	0.50	\$40,650	\$20,704	\$9,346	\$1,065	\$49,776	\$15,752	\$137,294
B7A		BATT CHIEF	WD	37119 Total		1.00	\$81,301	\$41,408	\$18,692	\$2,130	\$99,553	\$31,504	\$274,587
B8		BATT CHIEF	ED	37100	1/1-6/30	0.50	\$40,650	\$20,704	\$9,346	\$1,065	\$49,776	\$15,752	\$137,294
B8		BATT CHIEF	ED	37100	7/1-12/31	0.50	\$40,650	\$20,704	\$9,346	\$1,065	\$49,776	\$15,752	\$137,294
B8		BATT CHIEF	ED	37100 Total		1.00	\$81,301	\$41,408	\$18,692	\$2,130	\$99,553	\$31,504	\$274,587
B8		BATT CHIEF	ED	37119	1/1-6/30	0.50	\$40,650	\$20,704	\$9,346	\$1,065	\$49,776	\$15,752	\$137,294
B8		BATT CHIEF	ED	37119	7/1-12/31	0.50	\$40,650	\$20,704	\$9,346	\$1,065	\$49,776	\$15,752	\$137,294
B8		BATT CHIEF	ED	37119 Total		1.00	\$81,301	\$41,408	\$18,692	\$2,130	\$99,553	\$31,504	\$274,587
EAST OPS		DEPUTY CHIEF	ADM	37119	10/1-6/30	0.50	\$112,040			\$1,598	\$106,574	\$28,539	\$248,751
EAST OPS		DEPUTY CHIEF	ADM	37119	7/1-9/30	0.50	\$37,347			\$533	\$35,525	\$9,513	\$82,917
EAST OPS		DEPUTY CHIEF	ADM	37119 Total		1.00	\$149,387			\$2,130	\$142,098	\$38,053	\$331,668
ECC		BATT CHIEF	ADM	37119	1/1-6/30	0.50	\$40,650	\$20,704	\$9,346	\$1,065	\$49,776	\$15,752	\$137,294

Exhibit D, Schedule A
Local Funded - State Resources
Fiscal Display
PRC 4142

BAT	STN	TITLE	DIV	PCA	PERIOD	Sum of PY	Sum of TOTAL BASE SALARY	Sum of TOTAL EDWC	Sum of TOTAL OT	Sum of TOTAL UNIFORM /OEE	Sum of BENEFITS	Sum of ADM CHG	Sum of GRAND TOTAL
ECC		BATT CHIEF	ADM	37119	7/1-12/31	0.50	\$40,650	\$20,704	\$9,346	\$1,065	\$49,776	\$15,752	\$137,294
ECC		BATT CHIEF	ADM	37119 Total		1.00	\$81,301	\$41,408	\$18,692	\$2,130	\$99,553	\$31,504	\$274,587
ECC	ECC Officers	FC	ADM	37119	1/1-6/30	1.00	\$69,331	\$35,311	\$15,940	\$2,130	\$79,360	\$25,441	\$227,513
ECC	ECC Officers	FC	ADM	37119	7/1-12/31	1.00	\$69,331	\$35,311	\$15,940	\$2,130	\$79,360	\$25,441	\$227,513
ECC	ECC Officers	FC	ADM	37119 Total		2.00	\$138,661	\$70,623	\$31,880	\$4,260	\$158,720	\$50,882	\$455,026
EMS		BATT CHIEF	ADM	37123	1/1-6/30	0.50	\$40,650	\$20,704	\$9,346	\$1,065	\$49,776	\$15,752	\$137,294
EMS		BATT CHIEF	ADM	37123	7/1-12/31	0.50	\$40,650	\$20,704	\$9,346	\$1,065	\$49,776	\$15,752	\$137,294
EMS		BATT CHIEF	ADM	37123 Total		1.00	\$81,301	\$41,408	\$18,692	\$2,130	\$99,553	\$31,504	\$274,587
EMS	EMS	FC MEDIC	SUP SVCS	37123	1/1-6/30	2.00	\$160,288	\$75,526	\$34,094	\$4,260	\$187,446	\$59,825	\$521,438
EMS	EMS	FC MEDIC	SUP SVCS	37123	7/1-12/31	2.00	\$160,288	\$75,526	\$34,094	\$4,260	\$187,446	\$59,825	\$521,438
EMS	EMS	FC MEDIC	SUP SVCS	37123 Total		4.00	\$320,575	\$151,052	\$68,187	\$8,520	\$374,891	\$119,650	\$1,042,876
HQ		HFE0	ADM	37119	7/1-6/30	0.00	\$0	\$0	\$0	\$0	\$0	\$0	\$0
HQ		HFE0	ADM	37119 Total		0.00	\$0	\$0	\$0	\$0	\$0	\$0	\$0
HQ	ADMIN	AO III	ADM	37119	7/1-6/30	1.00	\$84,816		\$0		\$70,787	\$20,166	\$175,770
HQ	ADMIN	AO III	ADM	37119 Total		1.00	\$84,816		\$0		\$70,787	\$20,166	\$175,770
HQ	ADMIN	CUSTODIAN	ADM	37119	11/1-6/30	1.00	\$35,292		\$3,973	\$500	\$29,797	\$9,015	\$78,578
HQ	ADMIN	CUSTODIAN	ADM	37119 Total		1.00	\$35,292		\$3,973	\$500	\$29,797	\$9,015	\$78,578
HQ	FINANCE	AO I	ADM	37119	7/1-6/30	1.00	\$63,972		\$7,202		\$53,942	\$16,215	\$141,331
HQ	FINANCE	AO I	ADM	37119 Total		1.00	\$63,972		\$7,202		\$53,942	\$16,215	\$141,331
HQ	FINANCE	OFF.TECH	ADM	37119	7/1-6/30	3.00	\$131,616		\$14,818		\$110,980	\$33,361	\$290,775
HQ	FINANCE	OFF.TECH	ADM	37119 Total		3.00	\$131,616		\$14,818		\$110,980	\$33,361	\$290,775
HQ	HRNG-POS CTRL	SSA (G)	ADM	37119	7/1-6/30	0.00	\$0		\$0		\$0	\$0	\$0
HQ	HRNG-POS CTRL	SSA (G)	ADM	37119 Total		0.00	\$0		\$0		\$0	\$0	\$0
HQ	HS	SSA (G)	ADM	37126	7/1-6/30	1.00	\$59,760		\$6,728		\$50,390	\$15,147	\$132,026
HQ	HS	SSA (G)	ADM	37126 Total		1.00	\$59,760		\$6,728		\$50,390	\$15,147	\$132,026
HQ	PERSONNEL	AO II	ADM	37119	7/1-6/30	0.00	\$0		\$0		\$0	\$0	\$0
HQ	PERSONNEL	AO II	ADM	37119 Total		0.00	\$0		\$0		\$0	\$0	\$0
HQ	PERSONNEL	OFF.TECH	ADM	37119	7/1-6/30	1.00	\$43,872		\$4,939		\$36,993	\$11,120	\$96,925
HQ	PERSONNEL	OFF.TECH	ADM	37119 Total		1.00	\$43,872		\$4,939		\$36,993	\$11,120	\$96,925
HQ	PERSONNEL	PERS SPEC(1)	ADM	37119	7/1-6/30	1.00	\$56,028		\$6,308		\$47,244	\$14,202	\$123,781
HQ	PERSONNEL	PERS SPEC(1)	ADM	37119 Total		1.00	\$56,028		\$6,308		\$47,244	\$14,202	\$123,781
HQ	PERSONNEL	PERS SPEC(2)	ADM	37119	7/1-6/30	1.00	\$56,028		\$6,308		\$47,244	\$14,202	\$123,781
HQ	PERSONNEL	PERS SPEC(2)	ADM	37119 Total		1.00	\$56,028		\$6,308		\$47,244	\$14,202	\$123,781
HQ	PERSONNEL	SR. PERS SPEC	ADM	37119	7/1-6/30	1.00	\$61,260		\$6,897		\$51,655	\$15,528	\$135,340
HQ	PERSONNEL	SR. PERS SPEC	ADM	37119 Total		1.00	\$61,260		\$6,897		\$51,655	\$15,528	\$135,340
HQ	PERSONNEL	PERS SPEC(3)	ADM	37119	7/1-6/30	0.50	\$28,014		\$3,154		\$23,622	\$7,101	\$61,891

Exhibit D, Schedule A
Local Funded - State Resources
Fiscal Display
PRC 4142

BAT	STN	TITLE	DIV	PCA	PERIOD	Sum of PY	Sum of TOTAL BASE SALARY	Sum of TOTAL EDWC	Sum of TOTAL OT	Sum of TOTAL UNIFORM /OEE	Sum of BENEFITS	Sum of ADM CHG	Sum of GRAND TOTAL
HQ	PERSONNEL	PERS SPEC(3)	ADM	37119 Total		0.50	\$28,014		\$3,154		\$23,622	\$7,101	\$61,891
HQ	RTWC	SSA (G)	ADM	37119	7/1-6/30	1.00	\$59,760		\$6,728		\$50,390	\$15,147	\$132,026
HQ	RTWC	SSA (G)	ADM	37119 Total		1.00	\$59,760		\$6,728		\$50,390	\$15,147	\$132,026
HQ	OSS	SSA (G)	ADM	37119	7/1-6/30	1.00	\$59,760		\$6,728		\$50,390	\$15,147	\$132,026
HQ	OSS	SSA (G)	ADM	37119 Total		1.00	\$59,760		\$6,728		\$50,390	\$15,147	\$132,026
HQ	HIRING	OFF.TECH	ADM	37119	7/1-6/30	1.00	\$43,872		\$4,939		\$36,993	\$11,120	\$96,925
HQ	HIRING	OFF.TECH	ADM	37119 Total		1.00	\$43,872		\$4,939		\$36,993	\$11,120	\$96,925
HS		BATT CHIEF	SUP SVCS	37119	1/1-6/30	0.50	\$40,650	\$20,704	\$9,346	\$1,065	\$49,776	\$15,752	\$137,294
HS		BATT CHIEF	SUP SVCS	37119	7/1-12/31	0.50	\$40,650	\$20,704	\$9,346	\$1,065	\$49,776	\$15,752	\$137,294
HS		BATT CHIEF	SUP SVCS	37119 Total		1.00	\$81,301	\$41,408	\$18,692	\$2,130	\$99,553	\$31,504	\$274,587
HS	HS	FC	SUP SVCS	37119	1/1-6/30	1.00	\$69,331	\$35,311	\$15,940	\$2,130	\$84,900	\$26,907	\$234,519
HS	HS	FC	SUP SVCS	37119	7/1-12/31	1.00	\$69,331	\$35,311	\$15,940	\$2,130	\$84,900	\$26,907	\$234,519
HS	HS	FC	SUP SVCS	37119 Total		2.00	\$138,661	\$70,623	\$31,880	\$4,260	\$169,800	\$53,813	\$469,037
IND./E.DES.		DIVISION CHIEF	ADM	37119	10/1-6/30	0.50	\$110,523			\$1,598	\$105,130	\$28,156	\$245,406
IND./E.DES.		DIVISION CHIEF	ADM	37119	7/1-9/30	0.50	\$36,841			\$533	\$35,043	\$9,385	\$81,802
IND./E.DES.		DIVISION CHIEF	ADM	37119 Total		1.00	\$147,364			\$2,130	\$140,174	\$37,541	\$327,208
MV		DIVISION CHIEF	ADM	37119	10/1-6/30	0.50	\$110,523			\$1,598	\$105,130	\$28,156	\$245,406
MV		DIVISION CHIEF	ADM	37119	7/1-9/30	0.50	\$36,841			\$533	\$35,043	\$9,385	\$81,802
MV		DIVISION CHIEF	ADM	37119 Total		1.00	\$147,364			\$2,130	\$140,174	\$37,541	\$327,208
PREV		FC	ADM	37119	1/1-6/30	2.00	\$138,661	\$70,623	\$31,880	\$4,260	\$169,800	\$53,813	\$469,037
PREV		FC	ADM	37119	7/1-12/31	2.00	\$138,661	\$70,623	\$31,880	\$4,260	\$169,800	\$53,813	\$469,037
PREV		FC	ADM	37119 Total		4.00	\$277,322	\$141,246	\$63,761	\$8,520	\$339,600	\$107,626	\$938,075
RAAB		FF I	B	37119	1/1-5/1	1.33	\$75,712	\$33,222	\$13,539	\$2,840	\$96,417	\$28,736	\$250,467
RAAB		FF I	B	37119	12/1-12/31	0.33	\$17,352	\$7,614	\$3,103	\$710	\$22,098	\$6,594	\$57,471
RAAB		FF I	B	37119 Total		1.67	\$93,064	\$40,836	\$16,642	\$3,550	\$118,515	\$35,330	\$307,937
STRAT.PLN		DIVISION CHIEF	ADM	37119	10/1-6/30	0.50	\$110,523			\$1,598	\$105,130	\$28,156	\$245,406
STRAT.PLN		DIVISION CHIEF	ADM	37119	7/1-9/30	0.50	\$36,841			\$533	\$35,043	\$9,385	\$81,802
STRAT.PLN		DIVISION CHIEF	ADM	37119 Total		1.00	\$147,364			\$2,130	\$140,174	\$37,541	\$327,208
STRAT.PLN		FC	ADM	37119	1/1-6/30	0.50	\$34,665	\$17,656	\$15,195	\$1,065	\$42,555	\$14,403	\$125,539
STRAT.PLN		FC	ADM	37119	7/1-12/31	0.50	\$34,665	\$17,656	\$15,195	\$1,065	\$42,555	\$14,403	\$125,539
STRAT.PLN		FC	ADM	37119 Total		1.00	\$69,331	\$35,311	\$30,389	\$2,130	\$85,109	\$28,806	\$251,077
SUP. SVCS		DIVISION CHIEF	ADM	37119	10/1-6/30	0.50	\$110,523			\$1,598	\$105,130	\$28,156	\$245,406
SUP. SVCS		DIVISION CHIEF	ADM	37119	7/1-9/30	0.50	\$36,841			\$533	\$35,043	\$9,385	\$81,802
SUP. SVCS		DIVISION CHIEF	ADM	37119 Total		1.00	\$147,364			\$2,130	\$140,174	\$37,541	\$327,208
T		DIVISION CHIEF	ADM	37119	10/1-6/30	0.50	\$110,523			\$1,598	\$105,130	\$28,156	\$245,406
T		DIVISION CHIEF	ADM	37119	7/1-9/30	0.50	\$36,841			\$533	\$35,043	\$9,385	\$81,802