


SUBMITTAL TO THE BOARD OF SUPERVISORS  
COUNTY OF RIVERSIDE, STATE OF CALIFORNIA



ITEM  
2.9  
(ID # 4604)

**MEETING DATE:**

Tuesday, June 20, 2017


**FROM :** REGISTRAR OF VOTERS:


**SUBJECT:** REGISTRAR OF VOTERS: Acceptance of the Official Canvass of Votes Cast for the June 6, 2017 General Municipal Election (Districts 1 & 5); [\$0]

**RECOMMENDED MOTION:** That the Board of Supervisors:

1. Accept the results of the official canvas of votes cast at the General Municipal Election held on June 6, 2017.

**ACTION:** Consent

  
Rebecca Spencer

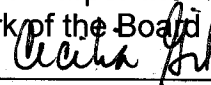
  
6/13/2017

---

**MINUTES OF THE BOARD OF SUPERVISORS**

On motion of Supervisor Ashley, seconded by Supervisor Jeffries and duly carried by unanimous vote, IT WAS ORDERED that the above matter is approved as recommended.

Ayes: Jeffries, Tavaglione, Washington, Perez and Ashley  
Nays: None  
Absent: None  
Date: June 20, 2017  
xc: ROV

Kecia Harper-Ihem  
Clerk of the Board  
By:   
Deputy

**SUBMITTAL TO THE BOARD OF SUPERVISORS COUNTY OF RIVERSIDE,  
STATE OF CALIFORNIA**

<b>FINANCIAL DATA</b>	<b>Current Fiscal Year:</b>	<b>Next Fiscal Year:</b>	<b>Total Cost:</b>	<b>Ongoing Cost</b>
<b>COST</b>	\$0	\$0	\$0	\$0
<b>NET COUNTY COST</b>	\$0	\$0	\$0	\$0
<b>SOURCE OF FUNDS: N/A</b>			<b>Budget Adjustment: No</b>	
			<b>For Fiscal Year:</b>	16/17

**C.E.O. RECOMMENDATION: APPROVED**

**BACKGROUND:**

**Summary**

In accordance with California Election Code 15301, 15372 and 15374, the official canvass of votes for the June 6, 2017 General Municipal Election has been completed and is forwarded for acceptance by the Board of Supervisors. Attached is the Certificate of the Registrar of Voters and the Statement of Votes Cast.

On May 2, 2017, the Board of Supervisors approved the conduct of election services for the City of Riverside General Municipal Election and the City of Moreno Valley Special Vacancy Election. Election costs fully reimbursable from the City of Riverside and the City of Moreno Valley are approximately \$197,000.

The election was held on June 6, 2017 with about 20.29% turnout. Staff recommends that the Board accept the results of the official canvass of votes cast at the General Municipal Election.


**Impact on Residents and Businesses**

Registered voters in the City of Riverside had the opportunity to vote for Councilmembers of Wards 2, 4 and 6. Registered voters in the City of Moreno Valley had the opportunity to vote for Councilmembers for Council District 4.

**ATTACHMENTS:**

**ATTACHMENT A. Certificate of the Registrar of Voters**

**ATTACHMENT B. Statement of Votes Cast**

  
 Imelda Delos Santos 6/15/2017



**REBECCA SPENCER**  
Registrar of Voters

**ART TINOCO**  
Assistant Registrar of Voters


**REGISTRAR OF VOTERS**  
**COUNTY OF RIVERSIDE**

**CERTIFICATE OF REGISTRAR OF VOTERS**  
**TO THE RESULTS OF THE CANVASS OF ELECTION RETURNS**

State of California     )  
  ) ss.  
County of Riverside    )

I, **REBECCA SPENCER**, Registrar of Voters of said County, do hereby certify that, in pursuance of the provisions of Sections 15301, 15372, and 15374 of the California Elections Code, I did canvass the returns of the votes cast in said County at the Municipal Election held on June 6, 2017, for the elective public offices submitted to the vote of the electorate; and I further certify that the Statement of Votes cast, to which this certificate is attached, shows the whole number of votes cast for each candidate in said County and in each of the respective precincts therein, and that the totals as shown for each candidate are full, true, and correct.

Dated this 15<sup>th</sup> day of June 2017.



*Rebecca Spencer*  
\_\_\_\_\_  
**REBECCA SPENCER**  
Registrar of Voters

Attachment

RIVERSIDE COUNTY Statement of Vote  
GENERAL MUNICIPAL ELECTION

June 6,2017

100002		NO PARTY PREFERENCE CITY OF MORENO VALLEY MEMBER OF CITY COUNCIL DST 4													
	Registration	Ballots Cast	Turnout (%)		ULISES CABRERA	HECTOR DIAZ	JAMES C. BAKER, II	CHEYLYNDA BARNARD							
50329 - MORENO VALLEY/WD 4	1920	52	2.71		21	10	11	9							
50329 - Vote by Mail Reporting	1920	194	10.10		62	37	32	59							
50402 - MORENO VALLEY/WD 4	2511	58	2.31		23	18	9	7							
50402 - Vote by Mail Reporting	2511	199	7.93		103	36	27	27							
50408 - MORENO VALLEY/WD 4	2239	54	2.41		14	11	10	19							
50408 - Vote by Mail Reporting	2239	231	10.32		97	32	33	67							
50409 - MORENO VALLEY/WD 4	2696	49	1.82		20	9	9	11							
50409 - Vote by Mail Reporting	2696	209	7.75		63	44	39	59							
50412 - MORENO VALLEY/WD 4	2842	41	1.44		16	16	7	2							
50412 - Vote by Mail Reporting	2842	316	11.12		122	102	44	45							
50413 - MORENO VALLEY/WD 4	2136	48	2.25		17	8	7	16							
50413 - Vote by Mail Reporting	2136	208	9.74		63	52	34	55							
50417 - MORENO VALLEY/WD 4	2915	59	2.02		13	20	7	19							
50417 - Vote by Mail Reporting	2915	239	8.20		79	60	33	63							
Precinct Totals	17259	361	2.09		124	92	60	83							
Vote by Mail Reporting Totals	17259	1596	9.25		589	363	242	375							
Grand Totals	17269	1957	11.34		713	455	302	458							
Riverside	17259	1957	11.34		713	455	302	458							
41st Congressional District	17259	1957	11.34		713	455	302	458							
31st Senatorial District	17259	1957	11.34		713	455	302	458							
61st Assembly District	17259	1957	11.34		713	455	302	458							
St. Bd. of Equalization 4th District	17259	1957	11.34		713	455	302	458							
5th Supervisorial District	17259	1957	11.34		713	455	302	458							
City of Moreno Valley	17259	1957	11.34		713	455	302	458							

RIVERSIDE COUNTY Statement of Vote  
GENERAL MUNICIPAL ELECTION

NO PARTY PREFERENCE CITY OF RIVERSIDE CITY COUNCIL MBR WRD 2												
100003	Registration	Ballots Cast	Turnout (%)	KEVIN M. DAWSON	ANDY MELENDREZ	JON SCOTT HARRIS						137
11201 RIVERSIDE/WD 2	2400	4	0.17				***** Insufficient Turnout to Protect Voter Privacy *****					
11201 - Vote by Mail Reporting	2400	403	16.79	26	252	123						
11205 RIVERSIDE/WD 2	2332	2	0.09				***** Insufficient Turnout to Protect Voter Privacy *****					
11205 - Vote by Mail Reporting	2332	271	11.62	30	176	64						
11206 RIVERSIDE/WD 2	1579	0	0.00	0	0	0						
11206 - Vote by Mail Reporting	1579	309	19.57	26	127	150						
11212 RIVERSIDE/WD 2	1473	1	0.07				***** Insufficient Turnout to Protect Voter Privacy *****					
11212 - Vote by Mail Reporting	1473	465	31.57	233	167	43						
11214 RIVERSIDE/WD 2	1497	1	0.07				***** Insufficient Turnout to Protect Voter Privacy *****					
11214 - Vote by Mail Reporting	1497	460	30.73	210	215	31						
11216 RIVERSIDE/WD 2	1795	0	0.00	0	0	0						
11216 - Vote by Mail Reporting	1795	83	4.62	24	45	12						
11220 RIVERSIDE/WD 2	2318	3	0.13				***** Insufficient Turnout to Protect Voter Privacy *****					
11220 - Vote by Mail Reporting	2318	618	26.66	137	367	109						
11225 RIVERSIDE/WD 2	1774	0	0.00	0	0	0						
11225 - Vote by Mail Reporting	1774	321	18.09	92	191	37						
11226 RIVERSIDE/WD 2	1750	0	0.00	0	0	0						
11226 - Vote by Mail Reporting	1750	376	21.49	124	190	60						
11227 RIVERSIDE/WD 2	2818	2	0.07				***** Insufficient Turnout to Protect Voter Privacy *****					
11227 - Vote by Mail Reporting	2818	1022	36.27	195	703	119						
Precinct Totals	19736	13	0.07	0	8	5						
Vote by Mail Reporting Totals	19736	4328	21.93	1097	2453	748						
Grand Totals	19736	4341	22.00	1097	2461	753						
Riverside	19736	4341	22.00	1097	2461	753						
41st Congressional District	19736	4341	22.00	1097	2461	753						
31st Senatorial District	19736	4341	22.00	1097	2461	753						
61st Assembly District	19736	4341	22.00	1097	2461	753						
St. Bd. of Equalization 4th District	19736	4341	22.00	1097	2461	753						
1st Supervisorial District	19736	4341	22.00	1097	2461	753						
City of Riverside	19736	4341	22.00	1097	2461	753						

RIVERSIDE COUNTY Statement of Vote  
GENERAL MUNICIPAL ELECTION

NO PARTY PREFERENCE CITY OF RIVERSIDE CITY COUNCIL MBR WRD 4													
100004	Registration	Ballots Cast	Turnout (%)	CHUCK CONDER	PAUL DAVIS								
11402 - RIVERSIDE/WD 4	2577	2	0.08			*****	Insufficient Turnout to Protect Voter Privacy						*****
11402 - Vote by Mail Reporting	2577	406	15.72	171	230								
11406 - RIVERSIDE/WD 4	2067	0	0.00	0	0								
11406 - Vote by Mail Reporting	2067	672	32.51	408	261								
11411 - RIVERSIDE/WD 4	2431	0	0.00	0	0								
11411 - Vote by Mail Reporting	2431	811	33.36	448	356								
11413 - RIVERSIDE/WD 4	2492	0	0.00	0	0								
11413 - Vote by Mail Reporting	2492	692	27.77	354	334								
11416 - RIVERSIDE/WD 4	2399	0	0.00	0	0								
11416 - Vote by Mail Reporting	2399	423	17.63	264	156								
11420 - RIVERSIDE/WD 4	1422	0	0.00	0	0								
11420 - Vote by Mail Reporting	1422	306	21.52	160	141								
11422 - RIVERSIDE/WD 4	2211	4	0.18			*****	Insufficient Turnout to Protect Voter Privacy						*****
11422 - Vote by Mail Reporting	2211	508	22.98	271	231								
11425 - RIVERSIDE/WD 4	2029	2	0.10			*****	Insufficient Turnout to Protect Voter Privacy						*****
11425 - Vote by Mail Reporting	2029	492	24.25	256	235								
11427 - RIVERSIDE/WD 4	1567	1	0.06			*****	Insufficient Turnout to Protect Voter Privacy						*****
11427 - Vote by Mail Reporting	1567	391	24.95	207	182								
11432 - RIVERSIDE/WD 4	2220	1	0.05			*****	Insufficient Turnout to Protect Voter Privacy						*****
11432 - Vote by Mail Reporting	2220	520	23.42	273	244								
11434 - RIVERSIDE/WD 4	2298	0	0.00	0	0								
11434 - Vote by Mail Reporting	2298	443	19.28	231	210								
Precinct Totals	23713	10	0.04			*****	Insufficient Turnout to Protect Voter Privacy						*****
Vote by Mail Reporting Totals	23713	5663	23.89	3043	2580								
Grand Totals	23713	5673	23.92	3050	2583								
Riverside	23713	5673	23.92	3050	2583								
41st Congressional District	23713	5673	23.92	3050	2583								
31st Senatorial District	23713	5673	23.92	3050	2583								
61st Assembly District	23713	5673	23.92	3050	2583								
St. Bd. of Equalization 4th District	23713	5673	23.92	3050	2583								
1st Supervisorial District	23713	5673	23.92	3050	2583								
City of Riverside	23713	5673	23.92	3050	2583								

RIVERSIDE COUNTY Statement of Vote  
GENERAL MUNICIPAL ELECTION

NO PARTY PREFERENCE CITY OF RIVERSIDE CITY COUNCIL MBR WRD 6													
100005	Registration	Ballots Cast	Turnout (%)	JIM PERRY	RAFAEL ELIZALDE								
11600 RIVERSIDE/WD 6	2691	7	0.26			*****	Insufficient Turnout to Protect Voter Privacy						*****
11600 - Vote by Mail Reporting	2691	584	21.70	287	295	*****							*****
11602 RIVERSIDE/WD 6	1678	1	0.06			*****	Insufficient Turnout to Protect Voter Privacy						*****
11602 - Vote by Mail Reporting	1678	370	22.05	252	115	*****							*****
11606 RIVERSIDE/WD 6	2059	8	0.39			*****	Insufficient Turnout to Protect Voter Privacy						*****
11606 - Vote by Mail Reporting	2059	411	19.96	256	148	*****							*****
11609 RIVERSIDE/WD 6	2147	1	0.05			*****	Insufficient Turnout to Protect Voter Privacy						*****
11609 - Vote by Mail Reporting	2147	429	19.98	227	200	*****							*****
11613 RIVERSIDE/WD 6	1854	0	0.00	0	0	*****							*****
11613 - Vote by Mail Reporting	1854	421	22.71	262	156	*****							*****
11616 RIVERSIDE/WD 6	1670	3	0.18			*****	Insufficient Turnout to Protect Voter Privacy						*****
11616 - Vote by Mail Reporting	1670	354	21.20	235	117	*****							*****
11617 RIVERSIDE/WD 6	1907	0	0.00	0	0	*****							*****
11617 - Vote by Mail Reporting	1907	333	17.46	231	98	*****							*****
11625 RIVERSIDE/WD 6	0	0	0.00	0	0	*****							*****
11625 - Vote by Mail Reporting	0	0	0.00	0	0	*****							*****
11627 RIVERSIDE/WD 6	1372	1	0.07			*****	Insufficient Turnout to Protect Voter Privacy						*****
11627 - Vote by Mail Reporting	1372	396	28.86	309	84	*****							*****
11628 RIVERSIDE/WD 6	2186	3	0.14			*****	Insufficient Turnout to Protect Voter Privacy						*****
11628 - Vote by Mail Reporting	2186	587	26.85	491	95	*****							*****
Precinct Totals	17564	24	0.14	14	10								
Vote by Mail Reporting Totals	17564	3885	22.12	2552	1308								
Grand Totals	17564	3909	22.26	2566	1318								
Riverside	17564	3909	22.26	2566	1318								
41st Congressional District	17564	3909	22.26	2566	1318								
42nd Congressional District	0	0	0.00	0	0								
28th Senatorial District	0	0	0.00	0	0								
31st Senatorial District	17564	3909	22.26	2566	1318								
60th Assembly District	17564	3909	22.26	2566	1318								
67th Assembly District	0	0	0.00	0	0								
St. Bd. of Equalization 4th District	17564	3909	22.26	2566	1318								
1st Supervisorial District	17564	3909	22.26	2566	1318								
City of Riverside	17564	3909	22.26	2566	1318								