

SUBMITTAL TO THE BOARD OF SUPERVISORS
COUNTY OF RIVERSIDE, STATE OF CALIFORNIA



ITEM
9.2
(ID # 4166)

MEETING DATE:

Tuesday, July 11, 2017

FROM : ENVIRONMENTAL HEALTH:

SUBJECT: ENVIRONMENTAL HEALTH: (PUBLIC HEARING) Adopt the Annual Rate Adjustment for Waste Collection within Riverside County Waste Franchise Areas. Districts 1,3,4,5 [\$0] (3.8 of 06/13/2017)

RECOMMENDED MOTION: That the Board of Supervisors:

1. Conduct a public hearing to receive public comments on the annual adjustment to the waste collection rates within the County franchise areas; and
2. At the conclusion of the public hearing, adopt Resolution No. 2017-061 adjusting the rates by the Consumer Price Index (CPI), adding new rates for organic material recycling, and approving the language correction for the Franchise Agreements in Areas 7, 8 and 9.


ACTION: Policy


Steve Van Stockum, Director Environmental Health 5/31/2017

MINUTES OF THE BOARD OF SUPERVISORS

On motion of Supervisor Ashley, seconded by Supervisor Perez and duly carried by unanimous vote, IT WAS ORDERED that the above matter is approved as recommended.

Ayes: Jeffries, Tavaglione, Washington, Perez and Ashley
Nays: None
Absent: None
Date: July 11, 2017
xc: Environmental Health

Kecia Harper-Ihem
Clerk of the Board
By 
Deputy

**SUBMITTAL TO THE BOARD OF SUPERVISORS COUNTY OF RIVERSIDE,
STATE OF CALIFORNIA**

FINANCIAL DATA	Current Fiscal Year:	Next Fiscal Year:	Total Cost:	Ongoing Cost
COST	\$ 0	\$ 0	\$ 0	\$ 0
NET COUNTY COST	\$ 0	\$ 0	\$ 0	\$ 0
SOURCE OF FUNDS:			Budget Adjustment:	No
			For Fiscal Year:	17/18

C.E.O. RECOMMENDATION: APPROVE

BACKGROUND:

Summary

Waste Collection Franchise Agreements covering most unincorporated portions of Riverside County were phased in between 1997 and 1998. Within each of the existing eleven Franchise Agreements is a provision for an annual adjustment of the rates effective each July. The franchise areas (Areas) are spread throughout the entire county unincorporated area and are present within each Supervisor's District.

This adjustment allows a pass through for any changes to landfill costs including the Alternative Daily Cover surcharge or transfer station fees, plus an increase based on Consumer Price Index (CPI) for the balance of the rate. There will also be the continued adjustment of fees charged in Desert Center due to the reduction of the County subsidy. Costs are adjusted by the CPI for the Los Angeles/Anaheim/Orange County, CA, as published by the United States Department of Labor, Bureau of Labor Statistics. The proposed rates were adjusted as delineated in the franchise agreement using a CPI of 2% for the twelve (12) month period January 2016 through December 2016. The disposal portion of the charge was previously approved in a separate action.

The detailed rate calculation worksheets factoring in the CPI increase have been reviewed by the Riverside County Auditor Controller's Office for accuracy and is maintained by the Department of Environmental Health.

New Commercial Organic Recycling Fees

Assembly Bill 1826 passed in 2015 created a requirement for jurisdictions to provide organic recycling services to commercial accounts as part of a goal to reduce the amount of organic material going into landfills and to decrease the amount of methane gas being released at each landfill. Organic waste includes green waste, landscape and pruning waste and includes food waste of all types.

The 11 County Franchise agreements are covered by 4 waste hauling companies who will provide this service in the unincorporated areas. These programs are offered as an optional service to commercial customers that do not have their own organic recycling program. The

**SUBMITTAL TO THE BOARD OF SUPERVISORS COUNTY OF RIVERSIDE,
STATE OF CALIFORNIA**

organic recycling goals will be accomplished primarily by diverting the organic material from the landfill to composting sites or to a new state-of-the-art Anaerobic Digestion Facility operated by CR&R in Perris. The ACO is unable to verify the reasonableness of the proposed rates regarding organic recycling due to the fact that much of the data that would be used to calculate the rate is proprietary to CR&R and was not provided to either Environmental Health or the ACO. The new organic rates presented have been reviewed by Department of Environmental Health staff and have been determined to be similar in cost to those same services already approved in adjacent incorporated areas of the County.

Impact on Residents and Businesses

CPI Changes - The current typical residential accounts pay between \$18.28 and \$33.57 per month. The approval of the proposed 2% increase would result in an increase of between \$0.37 and \$0.67 per month. The typical commercial customer pays between \$71.90 and \$1,816.87 per month depending on the level of service and frequency requested. The proposed 2% increase would result in an increase of between \$1.44 and \$36.34 per month for commercial accounts.


Organic Recycling - The commercial service will be provided through a wide range of bin sizes. The services rates range from \$34.96 to \$1,187.56 a month.

The approval of this change will result in no cost to the County; implementation expenses are borne by the franchisee.

Franchise Agreements – CPI Language Correction

3 Franchise Agreements, Areas 7, 8 and 9 managed by CR&R, require a minor edit to the existing language in Exhibit F to make them consistent with the terms used in the remaining 8 agreements. The change effects only one sentence in the exhibit and is as follows:

“Said adjustment shall be no greater than the change in the Consumer Price Index for All Urban Consumers (CPI-U) for the Los Angeles/Anaheim/Riverside Metropolitan Area, ~~1986 Base~~ (1982 - 84 = 100), as published by the United States Department of Labor, Bureau of Labor Statistics.”


Steve C. Horn 6/29/2017

RESOLUTION NO. 2017-061

A RESOLUTION OF THE COUNTY OF RIVERSIDE ESTABLISHING WASTE HAULER FEES

FOR ALL FRANCHISE AREAS

WHEREAS, California Government Code section 25827 authorizes the Board of Supervisors to prescribe terms and conditions for the collection of solid waste in the unincorporated areas of Riverside County; and

WHEREAS, California Public Resources Code section 40059 authorizes the County of Riverside to determine all aspects of solid waste handling which are of local concern, including whether the services are to be provided by nonexclusive franchise, and the charges and fees for such service; and

WHEREAS, Riverside County Ordinance 745 has established that a solid waste hauler, duly permitted or franchised by the County of Riverside pursuant to the provisions of Riverside County Ordinance No. 657, shall be entitled to payment for services rendered in the amounts as specified in a Resolution adopted by the Board of Supervisors; and

WHEREAS, the Board of Supervisors recognizes the benefits of entering into Waste Hauler Franchise Agreements for the efficiency of solid waste management; and

WHEREAS, the County of Riverside has entered into Waste Hauler Franchise Agreements with 4 waste haulers to cover Franchise Areas 1 through 13; and

WHEREAS, each Waste Collection Franchise Agreement covering Franchise Areas 1 through 13, contains a provision for an annual adjustment of the rates customers are charged based on the consumer price index ("CPI");

WHEREAS, the Board of Supervisors acknowledges the need for the CPI increase of the hauler fees to meet the needs of cost of living increase, and added costs of providing these services;

BE IT RESOLVED AND ORDERED that the Board of Supervisors of the County of Riverside, State of California, in regular session assembled on 07/11/17, finds that the waste hauler fees in Franchise Areas 1-13 shall receive an increase, based on the CPI of 2% to the service component of their fees for fiscal year 2017-2018, Authorize the Department to revise the Exhibit F in Franchise Areas 7, 8 and 9 to be consistent

FORM APPROVED COUNTY COUNSEL
BY:  ERIC STOPHER
DATE: 5/25/17

1 with all other franchise Agreements, incorporate the new Organic Recycling Rates;


ROLL CALL:

Ayes: Jeffries, Tavaglione, Washington, Perez and Ashley
Nays: None
Absent: None

The foregoing is certified to be a true copy of a resolution duly adopted by said Board of Supervisors on the date therein set forth.

~~KECIA HARPER-IHEM~~, Clerk of said Board

By


Deputy

Franchise Area 1

Rate Adjustment Schedule for FY 2017-18

Tip Fee Increase	1.97%
Fuel Surcharge	0.0%
CPI	2.0%

Area 1A

	Current Total	Current Service	Adjustment to Service	Current Landfill	Adjustment to Landfill	Adjusted Total	
Residential Services							
<i>Comprehensive Collection</i>							
Regular	\$21.70	\$16.73	\$0.33	\$ 4.97	\$ 0.10	\$22.13	
Senior	\$19.57	\$14.60	\$0.29	\$ 4.97	\$ 0.10	\$19.96	
Hard to Service	\$38.27	\$33.30	\$0.67	\$ 4.97	\$ 0.10	\$39.03	
Extra Container	\$6.80	\$4.07	\$0.08	\$ 2.73	\$ 0.05	\$6.94	
Green Waste	\$4.15	\$3.20	\$0.06	\$ 0.95	\$ 0.02	\$4.23	
<i>Residential Bins</i>							
bin size (cu. yd.)	frequency						
2	1	\$85.19	\$65.05	\$1.30	\$ 20.14	\$ 0.40	\$86.89
	2	\$170.26	\$129.97	\$2.60	\$ 40.29	\$ 0.79	\$173.65
3	1	\$115.17	\$84.95	\$1.70	\$ 30.22	\$ 0.60	\$117.46
	2	\$230.32	\$169.89	\$3.40	\$ 60.43	\$ 1.19	\$234.91

Franchise Area 1

Rate Adjustment Schedule for FY 2017-18

CPI 2.0%

Area 1A

	Current Total	Current Service	Adjustment to Service	Current Landfill	Adjustment to Landfill	Adjusted Total
Other Residential Services						
Residential Extra Bag	\$4.11	\$4.11	\$0.08			\$4.19
Back Yard/Side Yard Collection	\$17.66	\$17.66	\$0.35			\$18.01 per month
Extra Recycling Cart	\$2.87	\$2.87	\$0.06			\$2.93 per month
Extra Green Waste Cart	\$5.71	\$4.77	\$0.10	\$ 0.94	\$ 0.02	\$5.82 per month
Exchanges (in excess of 1 per year)	\$17.66	\$17.66	\$0.35			\$18.01
Redelivery Fee for Roll Cart	\$22.06	\$22.06	\$0.44			\$22.50
Reinstatement Fee	\$22.06	\$22.06	\$0.44			\$22.50
Scout Service					1.5 times residential rate	
Rural Rate	\$25.68	\$25.68	\$0.51			\$26.19
Residential clean-up (\$50.00 minimum per below)						
Labor	\$51.44	\$51.44	\$1.03			\$52.47 per man /per hour
Forklift	\$73.51	\$73.51	\$1.47			\$74.98 per hour
Chainsaw	\$36.75	\$36.75	\$0.74			\$37.49 per hour
Bulky Item Collection	\$22.06	\$22.06	\$0.44			\$22.50
CFC Removal Fee	\$29.40	\$29.40	\$0.59			\$29.99
Electronic Waste	\$33.47	\$33.47	\$0.67			\$34.14
Residential Account Set-Up	\$15.24	\$15.24	\$0.30			\$15.54

Franchise Area 1

Rate Adjustment Schedule for FY 2017-18

CPI 2.0%

Area 1A

Current Current Adjustment Current Adjustment Adjusted
Total Service to Service Landfill to Landfill Total

(Both Comprehensive and Non-comprehensive)

bin size (cu. yd.) frequency

C
o
m
m
e
r
c
i
a
l

B
i
n
s

C o m m e r c i a l B i n s	2	1	\$91.61	\$72.95	\$1.46	\$ 18.66	\$ 0.37	\$93.44
		2	\$183.20	\$145.88	\$2.92	\$ 37.32	\$ 0.74	\$186.85
		3	\$274.78	\$218.80	\$4.38	\$ 55.98	\$ 1.10	\$280.26
		4	\$366.41	\$291.77	\$5.84	\$ 74.64	\$ 1.47	\$373.72
		5	\$458.02	\$364.72	\$7.29	\$ 93.30	\$ 1.84	\$467.15
		6	\$549.61	\$437.65	\$8.75	\$ 111.96	\$ 2.21	\$560.57
	3	1	\$126.52	\$98.53	\$1.97	\$ 27.99	\$ 0.55	\$129.04
		2	\$245.41	\$189.43	\$3.79	\$ 55.98	\$ 1.10	\$250.30
		3	\$368.08	\$284.11	\$5.68	\$ 83.97	\$ 1.65	\$375.42
		4	\$490.78	\$378.82	\$7.58	\$ 111.96	\$ 2.21	\$500.56
		5	\$613.47	\$473.52	\$9.47	\$ 139.95	\$ 2.76	\$625.70
		6	\$736.18	\$568.23	\$11.36	\$ 167.95	\$ 3.31	\$750.85
	4	1	\$172.89	\$135.57	\$2.71	\$ 37.32	\$ 0.74	\$176.34
		2	\$345.80	\$271.16	\$5.42	\$ 74.64	\$ 1.47	\$352.69
		3	\$518.68	\$406.72	\$8.13	\$ 111.96	\$ 2.21	\$529.02
		4	\$691.56	\$542.27	\$10.85	\$ 149.29	\$ 2.94	\$705.35
		5	\$864.47	\$677.86	\$13.56	\$ 186.61	\$ 3.68	\$881.70
		6	\$1,037.37	\$813.44	\$16.27	\$ 223.93	\$ 4.41	\$1,058.05
	6	1	\$239.97	\$193.32	\$3.87	\$ 46.65	\$ 0.92	\$244.76
		2	\$479.98	\$386.68	\$7.73	\$ 93.30	\$ 1.84	\$489.55
		3	\$719.95	\$580.00	\$11.60	\$ 139.95	\$ 2.76	\$734.31
		4	\$959.93	\$773.32	\$15.47	\$ 186.61	\$ 3.68	\$979.07
		5	\$1,199.91	\$966.66	\$19.33	\$ 233.25	\$ 4.60	\$1,223.84
		6	\$1,439.89	\$1,159.98	\$23.20	\$ 279.91	\$ 5.51	\$1,468.60

Franchise Area 1

Rate Adjustment Schedule for FY 2017-18

CPI 2.0%

Area 1A

	Current Total	Current Service	Adjustment to Service	Current Landfill	Adjustment to Landfill	Adjusted Total
Other Services						
Manure Bin rate						
bin size (cu. yd.)		frequency				
2	\$139.61	\$120.33	\$2.41	\$ 19.28	\$ 0.38	\$142.40
3	\$181.35	\$152.44	\$3.05	\$ 28.91	\$ 0.57	\$184.97
Roll-offs.						
10 to 40 cubic yard	\$275.30	\$275.30	\$5.51	At Cost		\$280.81 per pull plus disposal
Roll off compactor:	\$347.37	\$347.37	\$6.95			\$354.32 per pull plus disposal
Minimum Pull Charge	\$251.30	\$251.30	\$5.03			\$256.33
Commercial Bin Push Charges						
Dismount Distance (in feet)						
0 to 25'	No Charge					No Charge Per collection per week
26 to 50	\$10.75	\$10.75	\$0.22			\$10.97
51 to 75	\$13.83	\$13.83	\$0.28			\$14.11
76 to 100	\$15.38	\$15.38	\$0.31			\$15.69
Additional Roll off fees						
Delivery	\$89.49	\$89.49	\$1.79			\$91.28
Extra Trip	\$89.49	\$89.49	\$1.79			\$91.28
Relocation	\$89.49	\$89.49	\$1.79			\$91.28
Commercial and Industrial Bulky Item						
first item	\$37.91	\$37.91	\$0.76			\$38.67
second and third item	\$22.74	\$22.74	\$0.45			\$23.19

Franchise Area 1

Rate Adjustment Schedule for FY 2017-18

CPI 2.0%

Area 1A

	Current Total	Current Service	Adjustment to Service	Current Landfill	Adjustment to Landfill	Adjusted Total
Unscheduled Extra Bin Dumps						
While on Site	\$52.03	\$44.80	\$0.90	\$ 7.23	\$ 0.14	\$53.07
Separate Trip	\$75.05	\$67.82	\$1.36	\$ 7.23	\$ 0.14	\$76.55
Unscheduled Compactor Dumps	\$89.51	\$67.82	\$1.36	\$ 21.69	\$ 0.43	\$91.29
Commercial Can	\$45.02	\$43.24	\$0.86	\$ 1.78	\$ 0.04	\$45.92 per month
Temporary bin service						
Up to Three (3) days:	\$112.08	\$104.85	\$2.10	\$ 7.23	\$ 0.14	\$114.32 Total 1 empty
Up to Thirty (30) days:	\$296.68	\$267.76	\$5.36	\$ 28.92	\$ 0.57	\$302.60 Total 4 empties
Additional Scout Service	\$75.85	\$75.85	\$1.52			\$77.37
Bin Exchange	\$47.61	\$47.61	\$0.95			\$48.56
Lost or Stolen Bin	\$758.39	\$758.39	\$15.17			\$773.56
Lost or Stolen Cart	\$121.37	\$121.37	\$2.43			\$123.80
Burned Bin	\$424.70	\$424.70	\$8.49			\$433.19
Bin or Cart Repair actual cost						actual cost
Locking Lids	\$18.21	\$18.21	\$0.36			\$18.57 per month
Replacement Lock	\$37.91	\$37.91	\$0.76			\$38.67
Replacement Key	\$7.58	\$7.58	\$0.15			\$7.73
Haul or Call Fee	\$27.40	\$27.40	\$0.55			\$27.95
Tire Haul Charge	\$383.42	\$383.42	\$7.67			\$391.09
Wine Country Recycle Cart for Bin users						
Restart fee						
(Administrative Only, Bin on Site)	\$22.74	\$22.74	\$0.45			\$23.19
(Administrative Plus Bin Delivery)	\$113.75	\$113.75	\$2.28			\$116.03
Over Loaded Bin	\$51.36	\$51.36	\$1.03			\$52.39 per bin
Commerical Account Set-Up	\$31.78	\$31.78	\$0.64			\$32.42
Tax Roll Administrative Charge	\$31.75	\$31.75	\$0.64			\$32.39
Recycle Contamination Charge	\$75.04	\$75.04	\$1.50			\$76.54
Mixed C & D Charge	\$317.44	\$317.44	\$6.35			\$323.79 plus disposal
Commercial Bin Delivery/Removal	\$25.68	\$25.68	\$0.51			\$26.19
Commerical Recycle Bin Extra Pick Up	\$30.81	\$30.81	\$0.62			\$31.43

Franchise Area 1

Rate Adjustment Schedule for FY 2017-18

Tip Fee Increase	1.97%
Fuel Surcharge	0.0%
CPI	2.0%

Area 1B

	Current Total	Current Service	Adjustment to Service	Current Landfill	Adjustment to Landfill	Adjusted Total
Residential Services						
<i>Comprehensive Collection</i>						
Regular	\$22.65	\$17.68	\$0.35	\$4.97	\$0.10	\$23.10
Senior	\$20.60	\$15.63	\$0.31	\$4.97	\$0.10	\$21.01
Hard to Service	\$38.55	\$33.58	\$0.67	\$4.97	\$0.10	\$39.32
Extra Container	\$6.59	\$4.07	\$0.08	\$2.52	\$0.00	\$6.67
Green Waste	\$2.46	\$1.59	\$0.03	\$0.87	\$0.00	\$2.49

<i>Residential Bins</i>		<u>Not applicable - at commercial bin rates</u>	
bin size (cu. yd.)	frequency		
2	1		
	2		
3	1		
	2		

Franchise Area 1

Rate Adjustment Schedule for FY 2017-18

CPI 2.0%

Area 1B

	Current Total	Current Service	Adjustment to Service	Current Landfill	Adjustment to Landfill	Adjusted Total
Other Residential Services						
Residential Extra Bag	\$4.11	\$4.11	\$0.08			\$4.19
Back Yard/Side Yard Collection	\$17.66	\$17.66	\$0.35			\$18.01 per month
Extra Recycling Cart	\$2.87	\$2.87	\$0.06			\$2.93 per month
Extra Green Waste Cart	\$5.73	\$5.73	\$0.11			\$5.84 per month
Exchanges (in excess of 1 per year)	\$17.66	\$17.66	\$0.35			\$18.01
Redelivery Fee for Roll Cart	\$22.06	\$22.06	\$0.44			\$22.50
Reinstatement Fee	\$22.06	\$22.06	\$0.44			\$22.50
Scout Service					1.5 times residential rate	
Rural Rate	\$25.68	\$25.68	\$0.51			\$26.19
Residential clean-up (\$50.00 minimum per below)						
Labor	\$51.44	\$51.44	\$1.03			\$52.47 per man /per hour
Forklift	\$73.51	\$73.51	\$1.47			\$74.98 per hour
Chainsaw	\$36.75	\$36.75	\$0.74			\$37.49 per hour
Bulky Item Collection	\$22.06	\$22.06	\$0.44			\$22.50
CFC Removal Fee	\$29.40	\$29.40	\$0.59			\$29.99
Electronic Waste	\$33.47	\$33.47	\$0.67			\$34.14
Residential Account Set-Up	\$15.24	\$15.24	\$0.30			\$15.54

Franchise Area 1

Rate Adjustment Schedule for FY 2017-18

CPI 2.0%

Area 1B

	Current Total	Current Service	Adjustment to Service	Current Landfill	Adjustment to Landfill	Adjusted Total
--	---------------	-----------------	-----------------------	------------------	------------------------	----------------

(Both Comprehensive and Non-comprehensive)

**C
o
m
m
e
r
c
i
a
l

B
i
n
s**

bin size (cu. yd.)	frequency						
2	1	\$106.68	\$88.02	\$1.76	\$18.66	\$0.37	\$108.81
	2	\$213.39	\$176.07	\$3.52	\$37.32	\$0.74	\$217.65
	3	\$320.04	\$264.06	\$5.28	\$55.98	\$1.10	\$326.42
	4	\$426.73	\$352.09	\$7.04	\$74.64	\$1.47	\$435.24
	5	\$533.42	\$440.12	\$8.80	\$93.30	\$1.84	\$544.06
	6	\$640.11	\$528.15	\$10.56	\$111.96	\$2.21	\$652.88
3	1	\$132.76	\$104.77	\$2.10	\$27.99	\$0.55	\$135.41
	2	\$265.54	\$209.56	\$4.19	\$55.98	\$1.10	\$270.83
	3	\$398.30	\$314.33	\$6.29	\$83.97	\$1.65	\$406.24
	4	\$531.07	\$419.11	\$8.38	\$111.96	\$2.21	\$541.66
	5	\$663.84	\$523.89	\$10.48	\$139.95	\$2.76	\$677.07
	6	\$796.62	\$628.67	\$12.57	\$167.95	\$3.31	\$812.50
4	1	\$175.88	\$138.56	\$2.77	\$37.32	\$0.74	\$179.39
	2	\$341.05	\$266.41	\$5.33	\$74.64	\$1.47	\$347.85
	3	\$511.59	\$399.63	\$7.99	\$111.96	\$2.21	\$521.79
	4	\$682.13	\$532.84	\$10.66	\$149.29	\$2.94	\$695.73
	5	\$852.64	\$666.03	\$13.32	\$186.61	\$3.68	\$869.64
	6	\$1,023.17	\$799.24	\$15.98	\$223.93	\$4.41	\$1,043.57
6	1	\$244.02	\$197.37	\$3.95	\$46.65	\$0.92	\$248.89
	2	\$459.67	\$366.37	\$7.33	\$93.30	\$1.84	\$468.84
	3	\$689.49	\$549.54	\$10.99	\$139.95	\$2.76	\$703.24
	4	\$919.32	\$732.71	\$14.65	\$186.61	\$3.68	\$937.65
	5	\$1,149.14	\$915.89	\$18.32	\$233.25	\$4.60	\$1,172.05
	6	\$1,378.99	\$1,099.08	\$21.98	\$279.91	\$5.51	\$1,406.49

Franchise Area 1

Rate Adjustment Schedule for FY 2017-18

CPI 2.0%

Area 1B

	Current Total	Current Service	Adjustment to Service	Current Landfill	Adjustment to Landfill	Adjusted Total	
Other Services							
Manure Bin rate							
bin size (cu. yd.)							
frequency							
2	1	\$139.61	\$120.33	\$2.41	\$19.28	\$0.38	\$142.40
3	1	\$181.35	\$152.44	\$3.05	\$28.91	\$0.57	\$184.97
Roll-offs.							
10 to 40 cubic yard		\$243.00	\$243.00	\$4.86	At Cost		\$247.86 per pull plus disposal
Roll off compactor:		\$347.36	\$347.36	\$6.95			\$354.30 per pull plus disposal
Minimum Pull Charge		\$221.81	\$221.81	\$4.44			\$226.25
Commercial Bin Push Charges							
Dismount Distance (in feet)							
0 to 25'		No Charge					No Charge Per collection per week
26 to 50		\$10.75	\$10.75	\$0.22			\$10.97
51 to 75		\$13.83	\$13.83	\$0.28			\$14.11
76 to 100		\$15.38	\$15.38	\$0.31			\$15.69
		\$0.00					
Additional Roll off fees		\$0.00					
Delivery		\$89.49	\$89.49	\$1.79			\$91.28
Extra Trip		\$89.49	\$89.49	\$1.79			\$91.28
Relocation		\$89.49	\$89.49	\$1.79			\$91.28
Commercial and Industrial Bulky Item		\$0.00					
first item		\$37.91	\$37.91	\$0.76			\$38.67
second and third item		\$22.74	\$22.74	\$0.45			\$23.19

Franchise Area 1

Rate Adjustment Schedule for FY 2017-18

CPI 2.0%

Area 1B

	Current Total	Current Service	Adjustment to Service	Current Landfill	Adjustment to Landfill	Adjusted Total	
Unscheduled Extra Bin Dumps							
While on Site	\$52.03	\$44.80	\$0.90	\$ 7.23	\$ 0.14	\$53.07	
Separate Trip	\$75.05	\$67.82	\$1.36	\$ 7.23	\$ 0.14	\$76.55	
Unscheduled Compactor Dumps	\$87.36	\$65.67	\$1.31	\$ 21.69	\$ 0.43	\$89.10	
Commercial Can	\$45.02	\$43.24	\$0.86	\$ 1.78	\$ 0.04	\$45.92	per month
Temporary bin service							
Up to Three (3) days:	\$112.08	\$104.85	\$2.10	\$ 7.23	\$ 0.14	\$114.32	Total 1 empty
Up to Thirty (30) days:	\$296.68	\$267.76	\$5.36	\$ 28.92	\$ 0.57	\$302.60	Total 4 empties
Additional Scout Service	\$75.85	\$75.85	\$1.52			\$77.37	
Bin Exchange	\$47.61	\$47.61	\$0.95			\$48.56	
Lost or Stolen Bin	\$758.39	\$758.39	\$15.17			\$773.56	
Lost or Stolen Cart	\$121.37	\$121.37	\$2.43			\$123.80	
Burned Bin	\$424.70	\$424.70	\$8.49			\$433.19	
Bin or Cart Repair actual cost						actual cost	
Locking Lids	\$18.21	\$18.21	\$0.36			\$18.57	per month
Replacement Lock	\$37.91	\$37.91	\$0.76			\$38.67	
Replacement Key	\$7.58	\$7.58	\$0.15			\$7.73	
Haul or Call Fee	\$27.40	\$27.40	\$0.55			\$27.95	
Tire Haul Charge	\$383.42	\$383.42	\$7.67			\$391.09	
Wine Country Recycle Cart for Bin users							
Restart fee							
(Administrative Only, Bin on Site)	\$22.74	\$22.74	\$0.45			\$23.19	
(Administrative Plus Bin Delivery)	\$113.75	\$113.75	\$2.28			\$116.03	
Over Loaded Bin	\$51.36	\$51.36	\$1.03			\$52.39	per bin
Commerical Account Set-Up	\$31.78	\$31.78	\$0.64			\$32.42	
Tax Roll Administrative Charge	\$31.75	\$31.75	\$0.64			\$32.39	
Recycle Contamination Charge	\$75.04	\$75.04	\$1.50			\$76.54	
Mixed C & D Charge	\$317.44	\$317.44	\$6.35			\$323.79	plus disposal
Commercial Bin Delivery/Removal	\$25.68	\$25.68	\$0.51			\$26.19	
Commerical Recycle Bin Extra Pick Up	\$30.81	\$30.81	\$0.62			\$31.43	

Franchise Area 1

Rate Adjustment Schedule for FY 2017-18

Tip Fee Increase	1.97%
Fuel Surcharge	0.0%
CPI	2.0%

Area 1C

Current Total	Current Service	Adjustment to Service	Current Landfill	Adjustment to Landfill	Adjusted Total
---------------	-----------------	-----------------------	------------------	------------------------	----------------

Residential Services

Comprehensive Collection

Regular	\$22.65	\$17.68	\$0.35	\$4.97	\$0.10	\$23.10
Senior	\$20.60	\$15.63	\$0.31	\$4.97	\$0.10	\$21.01
Hard to Service	\$38.55	\$33.58	\$0.67	\$4.97	\$0.10	\$39.32
Extra Container	\$6.80	\$4.07	\$0.08	\$2.73	\$0.05	\$6.94
Green Waste	\$2.83	\$1.88	\$0.04	\$0.95	\$0.02	\$2.89

Residential Bins

Not applicable - at commercial bin rates

bin size (cu. yd.)	frequency
2	1
	2
3	1
	2

CPI 2.0%

Area 1C

	Current Total	Current Service	Adjustment to Service	Current Landfill	Adjustment to Landfill	Adjusted Total
Other Residential Services						
Residential Extra Bag	\$4.11	\$4.11	\$0.08			\$4.19
Back Yard/Side Yard Collection	\$17.66	\$17.66	\$0.35			\$18.01 per month
Extra Recycling Cart	\$2.87	\$2.87	\$0.06			\$2.93 per month
Extra Green Waste Cart	\$5.73	\$5.73	\$0.11			\$5.84 per month
Exchanges (in excess of 1 per year)	\$17.66	\$17.66	\$0.35			\$18.01
Redelivery Fee for Roll Cart	\$22.06	\$22.06	\$0.44			\$22.50
Reinstatement Fee	\$22.06	\$22.06	\$0.44			\$22.50
Scout Service					1.5 times residential rate	
Rural Rate	\$25.68	\$25.68	\$0.51			\$26.19
Residential clean-up (\$50.00 minimum per below)						
Labor	\$51.44	\$51.44	\$1.03			\$52.47 per man /per hour
Forklift	\$73.51	\$73.51	\$1.47			\$74.98 per hour
Chainsaw	\$36.75	\$36.75	\$0.74			\$37.49 per hour
Bulky Item Collection	\$22.06	\$22.06	\$0.44			\$22.50
CFC Removal Fee	\$29.40	\$29.40	\$0.59			\$29.99
Electronic Waste	\$33.47	\$33.47	\$0.67			\$34.14
Residential Account Set-Up	\$15.24	\$15.24	\$0.30			\$15.54

Franchise Area 1

Rate Adjustment Schedule for FY 2017-18

CPI 2.0%

Area 1C

Current Total Current Service Adjustment to Service Current Landfill Adjustment to Landfill Adjusted Total

(Both Comprehensive and Non-comprehensive)

C
o
m
m
e
r
c
i
a
l

B
i
n
s

bin size (cu. yd.)	frequency	Current Total	Current Service	Adjustment to Service	Current Landfill	Adjustment to Landfill	Adjusted Total
2	1	\$95.60	\$76.94	\$1.54	\$18.66	\$0.37	\$97.51
	2	\$191.19	\$153.87	\$3.08	\$37.32	\$0.74	\$195.00
	3	\$286.79	\$230.81	\$4.62	\$55.98	\$1.10	\$292.51
	4	\$382.41	\$307.77	\$6.16	\$74.64	\$1.47	\$390.04
	5	\$478.01	\$384.71	\$7.69	\$93.30	\$1.84	\$487.54
	6	\$573.60	\$461.64	\$9.23	\$111.96	\$2.21	\$585.04
3	1	\$131.92	\$103.93	\$2.08	\$27.99	\$0.55	\$134.55
	2	\$263.82	\$207.84	\$4.16	\$55.98	\$1.10	\$269.08
	3	\$395.75	\$311.78	\$6.24	\$83.97	\$1.65	\$403.64
	4	\$527.66	\$415.70	\$8.31	\$111.96	\$2.21	\$538.18
	5	\$659.58	\$519.63	\$10.39	\$139.95	\$2.76	\$672.73
	6	\$791.49	\$623.54	\$12.47	\$167.95	\$3.31	\$807.27
4	1	\$175.88	\$138.56	\$2.77	\$37.32	\$0.74	\$179.39
	2	\$351.79	\$277.15	\$5.54	\$74.64	\$1.47	\$358.80
	3	\$527.66	\$415.70	\$8.31	\$111.96	\$2.21	\$538.18
	4	\$703.55	\$554.26	\$11.09	\$149.29	\$2.94	\$717.58
	5	\$879.42	\$692.81	\$13.86	\$186.61	\$3.68	\$896.95
	6	\$1,055.31	\$831.38	\$16.63	\$223.93	\$4.41	\$1,076.35
6	1	\$244.02	\$197.37	\$3.95	\$46.65	\$0.92	\$248.89
	2	\$488.05	\$394.75	\$7.89	\$93.30	\$1.84	\$497.78
	3	\$732.06	\$592.11	\$11.84	\$139.95	\$2.76	\$746.66
	4	\$976.07	\$789.46	\$15.79	\$186.61	\$3.68	\$995.54
	5	\$1,220.08	\$986.83	\$19.74	\$233.25	\$4.60	\$1,244.41
	6	\$1,464.08	\$1,184.17	\$23.68	\$279.91	\$5.51	\$1,493.28

Franchise Area 1

Rate Adjustment Schedule for FY 2017-18

CPI 2.0%

Area 1C

	Current Total	Current Service	Adjustment to Service	Current Landfill	Adjustment to Landfill	Adjusted Total
Other Services						
Manure Bin rate						
bin size (cu. yd.)	frequency					
2	1	\$139.61	\$120.35	\$2.41	\$19.26 \$ 0.38	\$142.40
3	1	\$181.35	\$152.47	\$3.05	\$28.88 \$ 0.57	\$184.97
Roll-offs.						
10 to 40 cubic yard		\$242.99	\$242.99	\$4.86	At Cost	\$247.85 per pull plus disposal
Roll off compactor:		\$347.37	\$347.37	\$6.95		\$354.32 per pull plus disposal
Minimum Pull Charge		\$221.81	\$221.81	\$4.44		\$226.25
Commercial Bin Push Charges						
Dismount Distance (in feet)						
0 to 25'	No Charge					No Charge Per collection per week
26 to 50	\$10.75	\$10.75	\$0.22			\$10.97
51 to 75	\$13.83	\$13.83	\$0.28			\$14.11
76 to 100	\$15.38	\$15.38	\$0.31			\$15.69
Additional Roll off fees						
Delivery	\$89.49	\$89.49	\$1.79			\$91.28
Extra Trip	\$89.49	\$89.49	\$1.79			\$91.28
Relocation	\$89.49	\$89.49	\$1.79			\$91.28
Commercial and Industrial Bulky Item						
first item	\$37.91	\$37.91	\$0.76			\$38.67
second and third item	\$22.74	\$22.74	\$0.45			\$23.19

Franchise Area 1

Rate Adjustment Schedule for FY 2017-18

CPI 2.0%

Area 1C

	Current Total	Current Service	Adjustment to Service	Current Landfill	Adjustment to Landfill	Adjusted Total
Unscheduled Extra Bin Dumps						
While on Site	\$52.03	\$44.80	\$0.90	\$ 7.23	\$ 0.14	\$53.07
Separate Trip	\$75.05	\$67.82	\$1.36	\$ 7.23	\$ 0.14	\$76.55
Unscheduled Compactor Dumps	\$89.51	\$67.82	\$1.36	\$ 21.69	\$ 0.43	\$91.29
Commercial Can	\$45.02	\$43.24	\$0.86	\$ 1.78	\$ 0.04	\$45.92 per month
Temporary bin service						
Up to Three (3) days:	\$112.08	\$104.85	\$2.10	\$ 7.23	\$ 0.14	\$114.32 Total 1 empty
Up to Thirty (30) days:	\$296.68	\$267.76	\$5.36	\$ 28.92	\$ 0.57	\$302.60 Total 4 empties
Additional Scout Service	\$75.85	\$75.85	\$1.52			\$77.37
Bin Exchange	\$47.61	\$47.61	\$0.95			\$48.56
Lost or Stolen Bin	\$758.39	\$758.39	\$15.17			\$773.56
Lost or Stolen Cart	\$121.37	\$121.37	\$2.43			\$123.80
Burned Bin	\$424.70	\$424.70	\$8.49			\$433.19
Bin or Cart Repair actual cost						actual cost
Locking Lids	\$18.21	\$18.21	\$0.36			\$18.57 per month
Replacement Lock	\$37.91	\$37.91	\$0.76			\$38.67
Replacement Key	\$7.58	\$7.58	\$0.15			\$7.73
Haul or Call Fee	\$27.40	\$27.40	\$0.55			\$27.95
Tire Haul Charge	\$383.42	\$383.42	\$7.67			\$391.09
Wine Country Recycle Cart for Bin users	\$9.86	\$9.86	\$0.20			\$10.06 per month
Restart fee						
(Administrative Only, Bin on Site)	\$22.74	\$22.74	\$0.45			\$23.19
(Administrative Plus Bin Delivery)	\$113.75	\$113.75	\$2.28			\$116.03
Over Loaded Bin	\$51.36	\$51.36	\$1.03			\$52.39 per bin
Commerical Account Set-Up	\$31.78	\$31.78	\$0.64			\$32.42
Tax Roll Administrative Charge	\$31.75	\$31.75	\$0.64			\$32.39
Recycle Contamination Charge	\$75.04	\$75.04	\$1.50			\$76.54
Mixed C & D Charge	\$317.44	\$317.44	\$6.35			\$323.79 plus disposal
Commercial Bin Delivery/Removal	\$25.68	\$25.68	\$0.51			\$26.19
Commerical Recycle Bin Extra Pick Up	\$30.81	\$30.81	\$0.62			\$31.43

Franchise Area 3

Rate Adjustment Schedule for FY 2017-18

Tip Fee Increase 1.97%
 Fuel Surcharge 0.0%
 CPI 2.0%

Area 3

	Current Total	Current Service	Adjustment to Service	Current Landfill	Adjustment to Landfill	Adjusted Total
Residential Services						
<i>Comprehensive Collection</i>						
Regular	\$20.21	\$15.24	\$0.30	\$4.97	\$0.10	\$20.61
Senior	\$19.24	\$14.27	\$0.29	\$4.97	\$0.10	\$19.62
Hard to Service	\$32.32	\$27.35	\$0.55	\$4.97	\$0.10	\$32.96
Extra Container	\$7.08	\$4.29	\$0.09	\$2.79	\$0.06	\$7.22
Green Waste	\$4.17	\$3.22	\$0.06	\$0.95	\$0.02	\$4.25
Other Residential Services						
Residential Extra Bag	\$4.11	\$4.11	\$0.08			\$4.19
Back Yard/Side Yard Collection	\$17.64	\$17.64	\$0.35			\$17.99 per month
Extra Recycling Cart	\$2.87	\$2.87	\$0.06			\$2.93 per month
Extra Green Waste Cart	\$5.94	\$5.94	\$0.12			\$6.06 per month
Exchanges (in excess of 1 per year)	\$17.64	\$17.64	\$0.35			\$17.99
Redelivery Fee for Roll Cart	\$22.05	\$22.05	\$0.44			\$22.49
Reinstatement Fee	\$22.05	\$22.05	\$0.44			\$22.49
Scout Service					1.5 times residential rate	
Bulky Item Collection	\$22.05	\$22.05	\$0.44			\$22.49
CFC Removal Fee	\$29.40	\$29.40	\$0.59			\$29.99
Rural Rate	\$25.97	\$25.97	\$0.52			\$26.49
Residential clean-up (\$50.00 minimum per below)						
Labor	\$51.45	\$51.45	\$1.03			\$52.48 per man /per hour
Forklift	\$73.49	\$73.49	\$1.47			\$74.96 per hour
Chainsaw	\$36.75	\$36.75	\$0.74			\$37.49 per hour
Electronic Waste	\$33.47	\$33.47	\$0.67			\$34.14
Residential Account Set-Up	\$15.25	\$15.25	\$0.31			\$15.56

Franchise Area 3

Rate Adjustment Schedule for FY 2017-18

bin size (cu. yd.) frequency **Area 3 A Commercial Bins**

1.5	1	\$88.00	\$74.00	\$1.48	\$14.00	\$0.28	\$89.76
	2	\$176.00	\$148.01	\$2.96	\$27.99	\$0.55	\$179.51
	3	\$264.00	\$222.02	\$4.44	\$41.98	\$0.83	\$269.27
	4	\$351.99	\$296.01	\$5.92	\$55.98	\$1.10	\$359.01
	5	\$439.99	\$370.01	\$7.40	\$69.98	\$1.38	\$448.77
	6	\$528.01	\$444.04	\$8.88	\$83.97	\$1.65	\$538.55
2	1	\$106.21	\$87.55	\$1.75	\$18.66	\$0.37	\$108.33
	2	\$212.66	\$175.34	\$3.51	\$37.32	\$0.74	\$216.90
	3	\$318.62	\$262.64	\$5.25	\$55.98	\$1.10	\$324.98
	4	\$424.83	\$350.19	\$7.00	\$74.64	\$1.47	\$433.30
	5	\$531.04	\$437.74	\$8.75	\$93.30	\$1.84	\$541.63
	6	\$637.24	\$525.28	\$10.51	\$111.96	\$2.21	\$649.95
3	1	\$131.02	\$103.03	\$2.06	\$27.99	\$0.55	\$133.63
	2	\$262.02	\$206.04	\$4.12	\$55.98	\$1.10	\$267.24
	3	\$393.04	\$309.07	\$6.18	\$83.97	\$1.65	\$400.88
	4	\$524.06	\$412.10	\$8.24	\$111.96	\$2.21	\$534.51
	5	\$655.06	\$515.11	\$10.30	\$139.95	\$2.76	\$668.12
	6	\$786.08	\$618.13	\$12.36	\$167.95	\$3.31	\$801.75
4	1	\$166.34	\$129.02	\$2.58	\$37.32	\$0.74	\$169.66
	2	\$332.67	\$258.03	\$5.16	\$74.64	\$1.47	\$339.30
	3	\$499.02	\$387.06	\$7.74	\$111.96	\$2.21	\$508.97
	4	\$665.35	\$516.06	\$10.32	\$149.29	\$2.94	\$678.61
	5	\$831.69	\$645.08	\$12.90	\$186.61	\$3.68	\$848.27
	6	\$998.02	\$774.09	\$15.48	\$223.93	\$4.41	\$1,017.91
5	1	\$202.02	\$155.37	\$3.11	\$46.65	\$0.92	\$206.05
	2	\$404.07	\$310.77	\$6.22	\$93.30	\$1.84	\$412.12
	3	\$606.09	\$466.14	\$9.32	\$139.95	\$2.76	\$618.17
	4	\$808.13	\$621.52	\$12.43	\$186.61	\$3.68	\$824.24
	5	\$1,010.15	\$776.90	\$15.54	\$233.25	\$4.60	\$1,030.28
	6	\$1,212.19	\$932.28	\$18.65	\$279.91	\$5.51	\$1,236.35

Area 3 A Commercial Bins (more)

6	1	\$234.04	\$178.06	\$3.56	\$55.98	\$1.10	\$238.70
	2	\$468.07	\$356.11	\$7.12	\$111.96	\$2.21	\$477.40
	3	\$702.11	\$534.16	\$10.68	\$167.95	\$3.31	\$716.10
	4	\$936.14	\$712.21	\$14.24	\$223.93	\$4.41	\$954.80
	5	\$1,170.17	\$890.26	\$17.81	\$279.91	\$5.51	\$1,193.49
	6	\$1,404.21	\$1,068.32	\$21.37	\$335.89	\$6.62	\$1,432.19

bin size (cu. yd.) frequency **Area 3 B Commercial Bins**

1.5	1	\$82.27	\$68.27	\$1.37	\$14.00	\$0.28	\$83.91
	2	\$164.54	\$136.55	\$2.73	\$27.99	\$0.55	\$167.82
	3	\$246.81	\$204.83	\$4.10	\$41.98	\$0.83	\$251.73
	4	\$329.09	\$273.11	\$5.46	\$55.98	\$1.10	\$335.66
	5	\$411.36	\$341.38	\$6.83	\$69.98	\$1.38	\$419.57
	6	\$493.63	\$409.66	\$8.19	\$83.97	\$1.65	\$503.48
2	1	\$95.27	\$76.61	\$1.53	\$18.66	\$0.37	\$97.17
	2	\$191.70	\$154.38	\$3.09	\$37.32	\$0.74	\$195.52
	3	\$285.85	\$229.87	\$4.60	\$55.98	\$1.10	\$291.55
	4	\$381.14	\$306.50	\$6.13	\$74.64	\$1.47	\$388.74
	5	\$476.43	\$383.13	\$7.66	\$93.30	\$1.84	\$485.93
	6	\$571.72	\$459.76	\$9.20	\$111.96	\$2.21	\$583.12
3	1	\$121.27	\$93.28	\$1.87	\$27.99	\$0.55	\$123.69
	2	\$242.53	\$186.55	\$3.73	\$55.98	\$1.10	\$247.36
	3	\$363.79	\$279.82	\$5.60	\$83.97	\$1.65	\$371.04
	4	\$485.05	\$373.09	\$7.46	\$111.96	\$2.21	\$494.72
	5	\$606.32	\$466.37	\$9.33	\$139.95	\$2.76	\$618.40
	6	\$727.58	\$559.63	\$11.19	\$167.95	\$3.31	\$742.08
4	1	\$167.38	\$130.06	\$2.60	\$37.32	\$0.74	\$170.72
	2	\$334.78	\$260.14	\$5.20	\$74.64	\$1.47	\$341.45
	3	\$502.16	\$390.20	\$7.80	\$111.96	\$2.21	\$512.17
	4	\$669.54	\$520.25	\$10.41	\$149.29	\$2.94	\$682.89
	5	\$836.92	\$650.31	\$13.01	\$186.61	\$3.68	\$853.60
	6	\$1,004.32	\$780.39	\$15.61	\$223.93	\$4.41	\$1,024.34

Franchise Area 3

Rate Adjustment Schedule for FY 2017-18

Area 3 B Commercial Bins (more)

5	1	\$203.34	\$156.69	\$3.13	\$46.65	\$0.92	\$207.39
	2	\$406.68	\$313.38	\$6.27	\$93.30	\$1.84	\$414.79
	3	\$610.02	\$470.07	\$9.40	\$139.95	\$2.76	\$622.18
	4	\$813.36	\$626.75	\$12.54	\$186.61	\$3.68	\$829.57
	5	\$1,016.71	\$783.46	\$15.67	\$233.25	\$4.60	\$1,036.97
	6	\$1,220.05	\$940.14	\$18.80	\$279.91	\$5.51	\$1,244.37
6	1	\$235.61	\$179.63	\$3.59	\$55.98	\$1.10	\$240.31
	2	\$471.21	\$359.25	\$7.18	\$111.96	\$2.21	\$480.60
	3	\$706.82	\$538.87	\$10.78	\$167.95	\$3.31	\$720.91
	4	\$942.42	\$718.49	\$14.37	\$223.93	\$4.41	\$961.20
	5	\$1,178.03	\$898.12	\$17.96	\$279.91	\$5.51	\$1,201.51
	6	\$1,413.64	\$1,077.75	\$21.55	\$335.89	\$6.62	\$1,441.81

bin size (cu. yd.) frequency **Area 3 C Commercial Bins**

1.5	1	\$88.39	\$74.39	\$1.49	\$14.00	\$0.28	\$90.15
	2	\$176.78	\$148.79	\$2.98	\$27.99	\$0.55	\$180.31
	3	\$265.18	\$223.20	\$4.46	\$41.98	\$0.83	\$270.47
	4	\$353.57	\$297.59	\$5.95	\$55.98	\$1.10	\$360.62
	5	\$441.97	\$371.99	\$7.44	\$69.98	\$1.38	\$450.79
	6	\$530.35	\$446.38	\$8.93	\$83.97	\$1.65	\$540.93
2	1	\$106.73	\$88.07	\$1.76	\$18.66	\$0.37	\$108.86
	2	\$213.47	\$176.15	\$3.52	\$37.32	\$0.74	\$217.73
	3	\$320.19	\$264.21	\$5.28	\$55.98	\$1.10	\$326.58
	4	\$426.92	\$352.28	\$7.05	\$74.64	\$1.47	\$435.44
	5	\$533.66	\$440.36	\$8.81	\$93.30	\$1.84	\$544.31
	6	\$640.39	\$528.43	\$10.57	\$111.96	\$2.21	\$653.16
3	1	\$131.80	\$103.81	\$2.08	\$27.99	\$0.55	\$134.43
	2	\$263.59	\$207.61	\$4.15	\$55.98	\$1.10	\$268.85
	3	\$395.40	\$311.43	\$6.23	\$83.97	\$1.65	\$403.28
	4	\$527.20	\$415.24	\$8.30	\$111.96	\$2.21	\$537.71
	5	\$658.99	\$519.04	\$10.38	\$139.95	\$2.76	\$672.13
	6	\$790.79	\$622.84	\$12.46	\$167.95	\$3.31	\$806.56

Area 3 C Commercial Bins (more)

4	1	\$167.38	\$130.06	\$2.60	\$37.32	\$0.74	\$170.72
	2	\$334.78	\$260.14	\$5.20	\$74.64	\$1.47	\$341.45
	3	\$502.16	\$390.20	\$7.80	\$111.96	\$2.21	\$512.17
	4	\$669.54	\$520.25	\$10.41	\$149.29	\$2.94	\$682.89
	5	\$836.92	\$650.31	\$13.01	\$186.61	\$3.68	\$853.60
	6	\$1,004.32	\$780.39	\$15.61	\$223.93	\$4.41	\$1,024.34
5	1	\$203.34	\$156.69	\$3.13	\$46.65	\$0.92	\$207.39
	2	\$406.68	\$313.38	\$6.27	\$93.30	\$1.84	\$414.79
	3	\$610.02	\$470.07	\$9.40	\$139.95	\$2.76	\$622.18
	4	\$813.36	\$626.75	\$12.54	\$186.61	\$3.68	\$829.57
	5	\$1,016.71	\$783.46	\$15.67	\$233.25	\$4.60	\$1,036.97
	6	\$1,220.05	\$940.14	\$18.80	\$279.91	\$5.51	\$1,244.37
6	1	\$235.61	\$179.63	\$3.59	\$55.98	\$1.10	\$240.31
	2	\$471.21	\$359.25	\$7.18	\$111.96	\$2.21	\$480.60
	3	\$706.82	\$538.87	\$10.78	\$167.95	\$3.31	\$720.91
	4	\$942.42	\$718.49	\$14.37	\$223.93	\$4.41	\$961.20
	5	\$1,178.03	\$898.12	\$17.96	\$279.91	\$5.51	\$1,201.51
	6	\$1,413.64	\$1,077.75	\$21.55	\$335.89	\$6.62	\$1,441.81

Roll-offs.

10 to 40 cubic yard	\$270.24	\$270.24	\$5.40	\$275.64	per pull plus disposal
Roll off compactor:	\$386.29	\$386.29	\$7.73	\$394.02	per pull plus disposal
Minimum Pull Charge	\$245.96	\$245.96	\$4.92	\$250.88	
Commercial Bin Push Charges	\$0.00				
Dismount Distance (in feet)	\$0.00				
0 to 25'	\$0.00			\$0.00	Per collection per week
26 to 50	\$10.62	\$10.62	\$0.21	\$10.83	
51 to 75	\$13.65	\$13.65	\$0.27	\$13.92	
76 to 100	\$15.17	\$15.17	\$0.30	\$15.47	
Additional Roll off fees	\$0.00				
Delivery	\$89.48	\$89.48	\$1.79	\$91.27	
Extra Trip	\$89.48	\$89.48	\$1.79	\$91.27	
Relocation	\$89.48	\$89.48	\$1.79	\$91.27	

Franchise Area 3

Rate Adjustment Schedule for FY 2017-18

Commercial Bulky Item Service

first item	\$37.92	\$37.92	\$0.76			\$38.68
second and third item	\$22.76	\$22.76	\$0.46			\$23.22

Unscheduled Extra Bin Dumps

While on Site	\$51.40	\$43.84	\$0.88	\$7.56	\$0.15	\$52.43
Separate Trip	\$74.16	\$66.60	\$1.33	\$7.56	\$0.15	\$75.64
Unscheduled Compactor Dumps	\$96.96	\$96.96	\$1.94		actual cost	\$98.90
Commercial Can	\$45.01	\$43.18	\$0.86	\$1.83	\$0.04	\$45.91 per month

Temporary bin service

Up to Three (3) days:	\$111.93	\$104.37	\$2.09	\$7.56	\$0.15	\$114.17 Total 1 empty
Up to Thirty (30) days:	\$296.04	\$265.82	\$5.32	\$30.22	\$0.60	\$301.95 Total 4 empties

Additional Scout Service	\$75.84	\$75.84	\$1.52			\$77.36
--------------------------	---------	---------	--------	--	--	----------------

Bin Exchange (in excess of 1 per year)	\$50.18	\$50.18	\$1.00			\$51.18
---	---------	---------	--------	--	--	----------------

Lost or Stolen Bin	\$758.38	\$758.38	\$15.17			\$773.55
--------------------	----------	----------	---------	--	--	-----------------

Lost or Stolen Cart	\$121.34	\$121.34	\$2.43			\$123.77
---------------------	----------	----------	--------	--	--	-----------------

Burned Bin	\$424.69	\$424.69	\$8.49			\$433.18
------------	----------	----------	--------	--	--	-----------------

Bin or Cart Repair actual cost						actual cost
--------------------------------	--	--	--	--	--	--------------------

Locking Lids	\$18.20	\$18.20	\$0.36			\$18.56 per month
--------------	---------	---------	--------	--	--	--------------------------

Replacement Lock	\$37.92	\$37.92	\$0.76			\$38.68
------------------	---------	---------	--------	--	--	----------------

Replacement Key	\$7.59	\$7.59	\$0.15			\$7.74
-----------------	--------	--------	--------	--	--	---------------

Haul or Call Fee	\$27.88	\$27.88	\$0.56			\$28.44
------------------	---------	---------	--------	--	--	----------------

Tire Haul Charge	\$390.33	\$390.33	\$7.81			\$398.14
------------------	----------	----------	--------	--	--	-----------------

Restart fee	\$22.76	\$22.76	\$0.46			\$23.22
-------------	---------	---------	--------	--	--	----------------

(Administrative Only, Bin on Site)	\$113.76	\$113.76	\$2.28			\$116.04
-------------------------------------	----------	----------	--------	--	--	-----------------

(Administrative Plus Bin Delivery)	\$37.92	\$37.92	\$0.76			\$38.68
------------------------------------	---------	---------	--------	--	--	----------------

Over Loaded Bin	\$51.36	\$51.36	\$1.03			\$52.39 per bin
------------------------	---------	---------	--------	--	--	------------------------

Commerical Account Set-Up	\$31.76	\$31.76	\$0.64			\$32.40
---------------------------	---------	---------	--------	--	--	----------------

Tax Roll Administrative Charge	\$31.74	\$31.74	\$0.63			\$32.37
--------------------------------	---------	---------	--------	--	--	----------------

Recycle Contamination Charge	\$74.14	\$74.14	\$1.48			\$75.62
------------------------------	---------	---------	--------	--	--	----------------

Mixed C & D Haul Charge	\$317.45	\$317.45	\$6.35			\$323.80 plus disposal
-------------------------	----------	----------	--------	--	--	-------------------------------

Commerical Bin Delivery/Removal	\$25.68	\$25.68	\$0.51			\$26.19
---------------------------------	---------	---------	--------	--	--	----------------

Commercial Recycle Extra P/up	\$30.81	\$30.81	\$0.62			\$31.43
-------------------------------	---------	---------	--------	--	--	----------------

Franchise Area 4

Rate Adjustment Schedule for FY 2017-18

Tip Fee Increase 1.97%
 Fuel Surcharge 0.0%
 CPI 2.0%

Area 4 A (South of HWY 91)

	Current Total	Current Service	Adjustment to Service	Current Landfill	Adjustment to Landfill	Adjusted Total
Residential Services						
<i>Comprehensive Collection</i>						
Regular	\$ 20.21	\$15.24	\$0.30	\$4.97	\$0.10	\$20.61
Senior	\$ 19.25	\$14.28	\$0.29	\$4.97	\$0.10	\$19.63
Extra Container	\$ 6.98	\$4.30	\$0.09	\$2.68	\$0.05	\$7.12
Green Waste	\$ 4.13	\$3.22	\$0.06	\$0.91	\$0.02	\$4.21
Other Residential Services						
Residential Extra Bag	\$ 4.11	\$4.11	\$0.08			\$4.19
Residential Bin (2 cu yard)	\$ 82.88	\$82.88	\$1.66			\$84.54
Street Sweeping	\$ 0.80	\$0.80	\$0.02			\$0.82
Back Yard/Side Yard Collection	\$ 17.65	\$17.65	\$0.35			\$18.00 per month
Extra Recycling Cart	\$ 2.87	\$2.87	\$0.06			\$2.93 per month
Extra Green Waste Cart	\$ 5.96	\$5.96	\$0.12			\$6.08 per month
Exchanges (in excess of 1 per year)	\$ 17.65	\$17.65	\$0.35			\$18.00
Redelivery Fee for Roll Cart	\$ 22.06	\$22.06	\$0.44			\$22.50
Reinstatement Fee	\$ 22.06	\$22.06	\$0.44			\$22.50
Scout Service	1.5 times residential rate					
Rural Rate	\$ 25.96	\$25.96	\$0.52			\$26.48
Residential clean-up						
(\$50.00 minimum per below)						
Supervisor	\$ 45.74	\$45.74	\$0.91			\$46.65 per man /per hour
Laborer	\$ 13.72	\$13.72	\$0.27			\$13.99 per hour
Equipment Operator	\$ 30.49	\$30.49	\$0.61			\$31.10 per hour
Forklift	\$ 73.51	\$73.51	\$1.47			\$74.98

Franchise Area 4

Rate Adjustment Schedule for FY 2017-18

Tip Fee Increase 1.97%
 Fuel Surcharge 0.0%
 CPI 2.0%

Area 4 A (South of HWY 91)

	Current Total	Current Service	Adjustment to Service	Current Landfill	Adjustment to Landfill	Adjusted Total
Chainsaw	\$ 36.75	\$36.75	\$0.74			\$37.49
Bulky Item Collection	\$ 22.06	\$22.06	\$0.44			\$22.50
CFC Removal Fee	\$ 29.40	\$29.40	\$0.59			\$29.99
Electronic Waste	\$ 33.47	\$33.47	\$0.67			\$34.14
Residential Account Set-Up	\$ 15.25	\$15.25	\$0.31			\$15.56

Commercial Bins

bin size (cu. yd.) frequency

bin size (cu. yd.)	frequency	Current Total	Current Service	Adjustment to Service	Current Landfill	Adjustment to Landfill	Adjusted Total
1.5	1	\$ 76.97	\$61.86	\$1.24	\$15.11	\$0.30	\$78.50
	2	\$ 82.88	\$62.74	\$1.25	\$20.14	\$0.40	\$84.53
2	2	\$ 137.40	\$97.11	\$1.94	\$40.29	\$0.79	\$140.14
	3	\$ 191.90	\$131.47	\$2.63	\$60.43	\$1.19	\$195.72
	4	\$ 246.43	\$165.85	\$3.32	\$80.58	\$1.59	\$251.33
	5	\$ 300.93	\$200.21	\$4.00	\$100.72	\$1.98	\$306.92
	6	\$ 355.44	\$234.57	\$4.69	\$120.87	\$2.38	\$362.51
	3	\$ 110.74	\$80.53	\$1.61	\$30.21	\$0.60	\$112.95
3	2	\$ 183.74	\$123.31	\$2.47	\$60.43	\$1.19	\$187.40
	3	\$ 256.75	\$166.11	\$3.32	\$90.64	\$1.79	\$261.86
	4	\$ 325.97	\$205.10	\$4.10	\$120.87	\$2.38	\$332.45
	5	\$ 395.11	\$244.03	\$4.88	\$151.08	\$2.98	\$402.97
	6	\$ 463.47	\$282.17	\$5.64	\$181.30	\$3.57	\$472.69
	4	\$ 118.09	\$77.80	\$1.56	\$40.29	\$0.79	\$120.44
4	2	\$ 202.25	\$121.67	\$2.43	\$80.58	\$1.59	\$206.27
	3	\$ 284.48	\$163.61	\$3.27	\$120.87	\$2.38	\$290.13
	4	\$ 358.55	\$197.39	\$3.95	\$161.16	\$3.17	\$365.67
	5	\$ 448.84	\$247.40	\$4.95	\$201.44	\$3.97	\$457.76
	6	\$ 531.02	\$289.29	\$5.79	\$241.73	\$4.76	\$541.57

Franchise Area 4

Rate Adjustment Schedule for FY 2017-18

Tip Fee Increase 1.97%

Fuel Surcharge 0.0%

CPI 2.0%

Area 4 A (South of HWY 91)

		Current Total	Current Service	Adjustment to Service	Current Landfill	Adjustment to Landfill	Adjusted Total
6	1	\$ 189.44	\$129.01	\$2.58	\$60.43	\$1.19	\$193.21
	2	\$ 378.89	\$258.02	\$5.16	\$120.87	\$2.38	\$386.43
	3	\$ 568.31	\$387.01	\$7.74	\$181.30	\$3.57	\$579.62
	4	\$ 757.73	\$516.00	\$10.32	\$241.73	\$4.76	\$772.81
	5	\$ 947.17	\$645.00	\$12.90	\$302.17	\$5.95	\$966.02
	6	\$1,136.63	\$774.03	\$15.48	\$362.60	\$7.14	\$1,159.25

Hard to service / Ag bins

1.5	1	\$ 105.89	\$61.97	\$1.24	\$43.92	\$0.87	\$107.99
2	1	\$ 120.44	\$62.73	\$1.25	\$57.71	\$1.14	\$122.83
	2	\$ 212.49	\$97.08	\$1.94	\$115.41	\$2.27	\$216.71
	3	\$ 295.62	\$85.29	\$1.71	\$210.33	\$4.14	\$301.47
	4	\$ 396.57	\$165.76	\$3.32	\$230.81	\$4.55	\$404.43
	5	\$ 491.65	\$203.14	\$4.06	\$288.51	\$5.68	\$501.40
	6	\$ 580.67	\$234.46	\$4.69	\$346.21	\$6.82	\$592.18
3	1	\$ 167.03	\$80.49	\$1.61	\$86.54	\$1.70	\$170.34
	2	\$ 296.37	\$123.27	\$2.47	\$173.10	\$3.41	\$302.25
	3	\$ 425.68	\$166.01	\$3.32	\$259.67	\$5.12	\$434.12
	4	\$ 554.29	\$205.01	\$4.10	\$349.28	\$6.88	\$565.27
	5	\$ 682.88	\$243.92	\$4.88	\$438.96	\$8.65	\$696.41
	6	\$ 811.30	\$282.03	\$5.64	\$529.27	\$10.43	\$827.37
4	1	\$ 196.32	\$80.90	\$1.62	\$115.42	\$2.27	\$200.21
	2	\$ 354.13	\$123.29	\$2.47	\$230.84	\$4.55	\$361.14
	3	\$ 511.96	\$165.71	\$3.31	\$346.25	\$6.82	\$522.10
	4	\$ 669.77	\$208.12	\$4.16	\$461.65	\$9.09	\$683.03
	5	\$ 827.59	\$250.53	\$5.01	\$577.06	\$11.37	\$843.97
	6	\$ 985.41	\$292.94	\$5.86	\$692.47	\$13.64	\$1,004.91

Franchise Area 4

Rate Adjustment Schedule for FY 2017-18

Tip Fee Increase 1.97%

Fuel Surcharge 0.0%

CPI 2.0%

Area 4 A (South of HWY 91)

	Current Total	Current Service	Adjustment to Service	Current Landfill	Adjustment to Landfill	Adjusted Total
Roll off:						
10 to 40 cubic yard	\$ 497.41	\$306.36	\$6.13	\$191.05	\$3.76	\$507.30
Compactor	\$ 437.91	\$437.91	\$8.76			\$446.67 per pull plus disposal
Minimum Pull Charge	\$ 306.36	\$306.36	\$6.13			\$312.49
Unscheduled Extra Bin Dumps	\$ 53.31	\$44.40	\$0.89	\$8.91	\$0.18	\$54.37

Other Services

Manure Bin rate

bin size (cu. yd.)	frequency		Current Total	Current Service	Adjustment to Service	Current Landfill	Adjustment to Landfill	Adjusted Total
2	1	\$	138.37	\$119.43	\$2.39	\$18.94	\$0.37	\$141.13
3	1	\$	179.50	\$151.09	\$3.02	\$28.41	\$0.56	\$183.08

Commercial Bin Push Charges

Dismount Distance (in feet)	Current Total	Current Service	Adjustment to Service	Current Landfill	Adjustment to Landfill	Adjusted Total
0 to 25'	\$ -					
26 to 50	\$ 10.76	\$10.76	\$0.22			\$10.98
51 to 75	\$ 13.84	\$13.84	\$0.28			\$14.12
76 to 100	\$ 15.39	\$15.39	\$0.31			\$15.70

Additional Roll off fees

Delivery	\$ 89.49	\$89.49	\$1.79			\$91.28
Extra Trip	\$ 89.49	\$89.49	\$1.79			\$91.28
Relocation	\$ 89.49	\$89.49	\$1.79			\$91.28

Commercial and Industrial Bulky Item

first item	\$ 37.92	\$37.92	\$0.76			\$38.68
------------	----------	---------	--------	--	--	----------------

Franchise Area 4

Rate Adjustment Schedule for FY 2017-18

Tip Fee Increase 1.97%
 Fuel Surcharge 0.0%
 CPI 2.0%

Area 4 A (South of HWY 91)

	Current Total	Current Service	Adjustment to Service	Current Landfill	Adjustment to Landfill	Adjusted Total
second and third item	\$ 22.74	\$22.74	\$0.45			\$23.19
Unscheduled Extra Bin Dumps						
While on Site	\$ 51.55	\$44.45	\$0.89	\$7.10	\$0.14	\$52.58
Separate Trip	\$ 74.60	\$67.50	\$1.35	\$7.10	\$0.14	\$76.09
Unscheduled Compactor Dumps	\$ 89.62	\$89.62	\$1.79			\$91.41
Commercial Can	\$ 44.92	\$43.17	\$0.86	\$1.75	\$0.03	\$45.82
Temporary bin service						
Up to Three (3) days:	\$ 111.62	\$104.52	\$2.09	\$7.10	\$0.14	\$113.85
Up to Thirty (30) days:	\$ 294.82	\$266.41	\$5.33	\$28.41	\$0.56	\$300.71
Additional Scout Service	\$ 75.86	\$75.86	\$1.52			\$77.38
Bin Exchange (in excess of 1 per year)	\$ 49.30	\$49.30	\$0.99			\$50.29
Lost or Stolen Bin	\$ 758.42	\$758.42	\$15.17			\$773.59
Lost or Stolen Cart	\$ 121.37	\$121.37	\$2.43			\$123.80
Burned Bin	\$ 424.73	\$424.73	\$8.49			\$433.22
Bin or Cart Repair	Actual Cost					Actual Cost
Locking Lids	\$ 17.85	\$17.85	\$0.36			\$18.21
Replacement Lock	\$ 37.18	\$37.18	\$0.74			\$37.92
Replacement Key	\$ 7.43	\$7.43	\$0.15			\$7.58
Haul or Call Fee	\$ 26.85	\$26.85	\$0.54			\$27.39
Tire Haul Charge	\$ 375.91	\$375.91	\$7.52			\$383.43
Restart fee						
(Administrative Only, Bin on Site)	\$ 22.29	\$22.29	\$0.45			\$22.74
(Administrative Plus Bin Delivery)	\$ 111.52	\$111.52	\$2.23			\$113.75
Over Loaded Bin	\$ 50.35	\$50.35	\$1.01			\$51.36

Franchise Area 4

Rate Adjustment Schedule for FY 2017-18

Tip Fee Increase 1.97%

Fuel Surcharge 0.0%

CPI 2.0%

Area 4 A (South of HWY 91)

	Current Total	Current Service	Adjustment to Service	Current Landfill	Adjustment to Landfill	Adjusted Total
Tax Roll Administrative Charge	\$ 31.12	\$31.12	\$0.62			\$31.74
Recycle Contamination Charge	\$ 73.13	\$73.13	\$1.46			\$74.59
Mixed C & D Haul Charge	\$ 311.23	\$311.23	\$6.22			\$317.45 plus disposal
Commerical Bin Delivery/Removal	\$ 25.18	\$25.18	\$0.50			\$25.68
Commerical Recycle Bin Extra Pickup	\$ 30.21	\$30.21	\$0.60			\$30.81

Franchise Area 4

Rate Adjustment Schedule for FY 2017-18

Tip Fee Increase 1.97%

Fuel Surcharge 0.0%

CPI 2.0%

Area 4 B (North of HWY 91)

	Current Total	Current Service	Adjustment to Service	Current Landfill	Adjustment to Landfill	Adjusted Total
Residential Services						
<i>Comprehensive Collection</i>						
Regular	\$20.52	\$15.55	\$0.31	\$4.97	\$0.10	\$20.93
Senior	\$18.23	\$13.26	\$0.27	\$4.97	\$0.10	\$18.59
Extra Container	\$6.98	\$4.30	\$0.09	\$2.68	\$0.05	\$7.12
Green Waste	\$4.14	\$3.23	\$0.06	\$0.91	\$0.02	\$4.22
Other Residential Services	\$0.00					
Residential Extra Bag	\$4.11	\$4.11	\$0.08			\$4.19
Residential Bin (2 cu yard)	\$82.88	\$82.88	\$1.66			\$84.54
Street Sweeping	\$0.80	\$0.80	\$0.02			\$0.82
Back Yard/Side Yard Collection	\$17.65	\$17.65	\$0.35			\$18.00 per month
Extra Recycling Cart	\$2.87	\$2.87	\$0.06			\$2.93 per month
Extra Green Waste Cart	\$5.96	\$5.96	\$0.12			\$6.08 per month
Exchanges (in excess of 1 per year)	\$17.65	\$17.65	\$0.35			\$18.00
Redelivery Fee for Roll Cart	\$22.06	\$22.06	\$0.44			\$22.50
Reinstatement Fee	\$22.06	\$22.06	\$0.44			\$22.50
Scout Service	1.5 times residential rate					1.5 times residential rate
Rural Rate	\$25.97	\$21.00	\$0.42	\$4.97	\$0.10	\$26.49
Residential clean-up (\$50.00 minimum per below)						
Supervisor	\$45.74	\$45.74	\$0.91			\$46.65 per man /per hour
Laborer	\$13.72	\$13.72	\$0.27			\$13.99 per hour
Equipment Operator	\$30.49	\$30.49	\$0.61			\$31.10 per hour
Forklift	\$73.51	\$73.51	\$1.47			\$74.98 per hour

Franchise Area 4

Rate Adjustment Schedule for FY 2017-18

Tip Fee Increase 1.97%

Fuel Surcharge 0.0%

CPI 2.0%

Area 4 B (North of HWY 91)

	Current Total	Current Service	Adjustment to Service	Current Landfill	Adjustment to Landfill	Adjusted Total
Chainsaw	\$36.75	\$36.75	\$0.74			\$37.49 per hour
Bulky Item Collection	\$22.06	\$22.06	\$0.44			\$22.50
CFC Removal Fee	\$29.40	\$29.40	\$0.59			\$29.99
Electronic Waste	\$33.47	\$33.47	\$0.67			\$34.14
Residential Account Set-Up	\$15.25	\$15.25	\$0.31			\$15.56

Commercial Bins

bin size (cu. yd.) frequency

bin size (cu. yd.)	frequency	Current Total	Current Service	Adjustment to Service	Current Landfill	Adjustment to Landfill	Adjusted Total
1.5	1	\$90.94	\$75.83	\$1.52	\$15.11	\$0.30	\$92.75
	2	\$100.37	\$80.23	\$1.60	\$20.14	\$0.40	\$102.37
2	2	\$172.35	\$132.06	\$2.64	\$40.29	\$0.79	\$175.78
	3	\$244.35	\$183.92	\$3.68	\$60.43	\$1.19	\$249.22
	4	\$316.33	\$235.75	\$4.72	\$80.58	\$1.59	\$322.63
	5	\$388.30	\$287.58	\$5.75	\$100.72	\$1.98	\$396.04
	6	\$460.31	\$339.44	\$6.79	\$120.87	\$2.38	\$469.48
	3	1	\$136.93	\$106.72	\$2.13	\$30.21	\$0.60
3	2	\$236.19	\$175.76	\$3.52	\$60.43	\$1.19	\$240.90
	3	\$335.38	\$244.74	\$4.89	\$90.64	\$1.79	\$342.06
	4	\$430.84	\$309.97	\$6.20	\$120.87	\$2.38	\$439.42
	5	\$526.19	\$375.11	\$7.50	\$151.08	\$2.98	\$536.67
	6	\$620.76	\$439.46	\$8.79	\$181.30	\$3.57	\$633.12
	4	1	\$156.16	\$115.87	\$2.32	\$40.29	\$0.79
4	2	\$273.86	\$193.28	\$3.87	\$80.58	\$1.59	\$279.31
	3	\$391.56	\$270.69	\$5.41	\$120.87	\$2.38	\$399.35
	4	\$509.27	\$348.11	\$6.96	\$161.16	\$3.17	\$519.41
	5	\$626.93	\$425.49	\$8.51	\$201.44	\$3.97	\$639.41
	6	\$744.63	\$502.90	\$10.06	\$241.73	\$4.76	\$759.45

Franchise Area 4

Rate Adjustment Schedule for FY 2017-18

Tip Fee Increase 1.97%

Fuel Surcharge 0.0%

CPI 2.0%

Area 4 B (North of HWY 91)

		Current Total	Current Service	Adjustment to Service	Current Landfill	Adjustment to Landfill	Adjusted Total
6	1	\$265.17	\$204.74	\$4.09	\$60.43	\$1.19	\$270.46
	2	\$478.77	\$357.90	\$7.16	\$120.87	\$2.38	\$488.31
	3	\$692.39	\$511.09	\$10.22	\$181.30	\$3.57	\$706.18
	4	\$906.01	\$664.28	\$13.29	\$241.73	\$4.76	\$924.06
	5	\$1,119.61	\$817.44	\$16.35	\$302.17	\$5.95	\$1,141.91
	6	\$1,333.23	\$970.63	\$19.41	\$362.60	\$7.14	\$1,359.79

Hard to service / Ag bins

1.5	1	\$105.89	\$61.97	\$1.24	\$43.92	\$0.87	\$107.99
2	1	\$120.38	\$62.67	\$1.25	\$57.71	\$1.14	\$122.77
	2	\$212.39	\$96.98	\$1.94	\$115.41	\$2.27	\$216.60
	3	\$296.07	\$85.74	\$1.71	\$210.33	\$4.14	\$301.93
	4	\$396.36	\$165.55	\$3.31	\$230.81	\$4.55	\$404.22
	5	\$488.37	\$199.86	\$4.00	\$288.51	\$5.68	\$498.05
	6	\$580.36	\$234.15	\$4.68	\$346.21	\$6.82	\$591.86
3	1	\$166.95	\$80.41	\$1.61	\$86.54	\$1.70	\$170.26
	2	\$296.21	\$123.11	\$2.46	\$173.10	\$3.41	\$302.08
	3	\$425.48	\$165.81	\$3.32	\$259.67	\$5.12	\$433.91
	4	\$554.02	\$204.74	\$4.09	\$349.28	\$6.88	\$565.00
	5	\$682.59	\$243.63	\$4.87	\$438.96	\$8.65	\$696.11
	6	\$811.01	\$281.74	\$5.63	\$529.27	\$10.43	\$827.07
4	1	\$196.21	\$80.79	\$1.62	\$115.42	\$2.27	\$200.10
	2	\$353.93	\$123.09	\$2.46	\$230.84	\$4.55	\$360.94
	3	\$511.64	\$165.39	\$3.31	\$346.25	\$6.82	\$521.77
	4	\$669.37	\$207.72	\$4.15	\$461.65	\$9.09	\$682.62
	5	\$827.08	\$250.02	\$5.00	\$577.06	\$11.37	\$843.45
	6	\$984.80	\$292.33	\$5.85	\$692.47	\$13.64	\$1,004.29

Franchise Area 4

Rate Adjustment Schedule for FY 2017-18

Tip Fee Increase 1.97%

Fuel Surcharge 0.0%

CPI 2.0%

Area 4 B (North of HWY 91)

	Current Total	Current Service	Adjustment to Service	Current Landfill	Adjustment to Landfill	Adjusted Total
Roll off:						
10 to 40 cubic yard	\$498.71	\$306.35	\$6.13	\$192.36	\$3.79	\$508.63
Compactor	\$437.91	\$437.91	\$8.76			\$446.67 per pull plus disposal
Minimum Pull Charge	\$306.36	\$306.36	\$6.13			\$312.49
Unscheduled Extra Bin Dumps	\$54.43	\$44.39	\$0.89	\$10.04	\$0.20	\$55.52

Other Services

Manure Bin rate

bin size (cu. yd.)	frequency	Current Total	Current Service	Adjustment to Service	Current Landfill	Adjustment to Landfill	Adjusted Total
2	1	\$138.37	\$119.43	\$2.39	\$18.94	\$0.37	\$141.13
3	1	\$179.50	\$151.09	\$3.02	\$28.41	\$0.56	\$183.08

Commercial Bin Push Charges

Dismount Distance (in feet)

0 to 25'	\$0.00					\$0.00
26 to 50	\$10.76	\$10.76	\$0.22			\$10.98
51 to 75	\$13.84	\$13.84	\$0.28			\$14.12
76 to 100	\$15.39	\$15.39	\$0.31			\$15.70

Additional Roll off fees

Delivery	\$89.49	\$89.49	\$1.79			\$91.28
Extra Trip	\$89.49	\$89.49	\$1.79			\$91.28
Relocation	\$89.49	\$89.49	\$1.79			\$91.28

Commercial and Industrial Bulky Item

first item	\$37.92	\$37.92	\$0.76			\$38.68
------------	---------	---------	--------	--	--	----------------

Franchise Area 4

Rate Adjustment Schedule for FY 2017-18

Tip Fee Increase 1.97%

Fuel Surcharge 0.0%

CPI 2.0%

Area 4 B (North of HWY 91)

	Current Total	Current Service	Adjustment to Service	Current Landfill	Adjustment to Landfill	Adjusted Total
second and third item	\$22.74	\$22.74	\$0.45			\$23.19
Unscheduled Extra Bin Dumps						
While on Site	\$51.55	\$44.45	\$0.89	\$7.10	\$0.14	\$52.58
Separate Trip	\$74.60	\$67.50	\$1.35	\$7.10	\$0.14	\$76.09
Unscheduled Compactor Dumps	\$89.62	\$89.62	\$1.79			\$91.41
Commercial Can	\$44.92	\$43.17	\$0.86	\$1.75	\$0.03	\$45.82
Temporary bin service						
Up to Three (3) days:	\$111.62	\$104.52	\$2.09	\$7.10	\$0.14	\$113.85
Up to Thirty (30) days:	\$294.82	\$266.41	\$5.33	\$28.41	\$0.56	\$300.71
Additional Scout Service	\$75.86	\$75.86	\$1.52			\$77.38
Bin Exchange (in excess of 1 per year)	\$49.30	\$49.30	\$0.99			\$50.29
Lost or Stolen Bin	\$758.42	\$758.42	\$15.17			\$773.59
Lost or Stolen Cart	\$121.37	\$121.37	\$2.43			\$123.80
Burned Bin	\$424.73	\$424.73	\$8.49			\$433.22
Bin or Cart Repair Actual Cost						Actual Cost
Locking Lids	\$18.21	\$18.21	\$0.36			\$18.57
Replacement Lock	\$37.92	\$37.92	\$0.76			\$38.68
Replacement Key	\$7.58	\$7.58	\$0.15			\$7.73
Haul or Call Fee	\$27.39	\$27.39	\$0.55			\$27.94
Tire Haul Charge	\$383.43	\$383.43	\$7.67			\$391.10
Restart fee						
(Administrative Only, Bin on Site)	\$22.74	\$22.74	\$0.45			\$23.19
(Administrative Plus Bin Delivery)	\$113.75	\$113.75	\$2.28			\$116.03
Over Loaded Bin	\$51.36	\$51.36	\$1.03			\$52.39

Franchise Area 4

Rate Adjustment Schedule for FY 2017-18

Tip Fee Increase 1.97%

Fuel Surcharge 0.0%

CPI 2.0%

Area 4 B (North of HWY 91)

	Current Total	Current Service	Adjustment to Service	Current Landfill	Adjustment to Landfill	Adjusted Total
Tax Roll Administrative Charge	\$31.74	\$31.74	\$0.63			\$32.37
Recycle Contamination Charge	\$74.59	\$74.59	\$1.49			\$76.08
Mixed C & D Haul Charge	\$317.45	\$317.45	\$6.35			\$323.80 plus disposal
Commerical Bin Delivery/Removal	\$25.68	\$25.68	\$0.51			\$26.19
Commerical Recycle Bin Extra Pickup	\$30.81	\$30.81	\$0.62			\$31.43

Tip Fee Increase 1.97%
 Fuel Surcharge 0.0%
 CPI 2.0%

Area 5

	Current Total	Current Service	Adjustment to Service	Current Landfill	Adjustment to Landfill	Adjusted Total
Residential Services						
<i>Comprehensive Collection</i>						
Regular	\$23.13	\$18.73	\$0.37	\$4.40	\$0.09	\$23.59
Senior - 60 gallon	\$18.44	\$14.04	\$0.28	\$4.40	\$0.09	\$18.81
Senior - 100 gallon	\$21.41	\$17.01	\$0.34	\$4.40	\$0.09	\$21.84
Hard to Service	\$41.27	\$36.87	\$0.74	\$4.40	\$0.09	\$42.09
Green Waste	\$3.02	\$2.26	\$0.05	\$0.76	\$0.01	\$3.08
Other Residential Services						
Extra trash container	\$8.76	\$4.36	\$0.09	\$4.40	\$0.09	\$8.93
Extra green waste container	\$5.48	\$4.72	\$0.09	\$0.76	\$0.01	\$5.59
Extra recycle container	\$1.64	\$1.64	\$0.03			\$1.67
Bulky Item Collection	\$23.55	\$23.55	\$0.47			\$24.02
Residential clean-up						
(\$50.00 minimum per below)						
Labor per hour/person	\$39.23	\$39.23	\$0.78			\$40.01
Equipment per hour	\$101.98	\$101.98	\$2.04			\$104.02

Franchise Area 5

Rate Adjustment Schedule for FY 2017-18

Attachment 1

Residential Bins

bin size (cu. yd.) frequency

1.5	1	\$95.19	\$80.08	\$1.60	\$15.11	\$0.30	\$97.09
	2	\$190.41	\$160.20	\$3.20	\$30.21	\$0.60	\$194.21
2	1	\$101.30	\$81.16	\$1.62	\$20.14	\$0.40	\$103.32
	2	\$202.61	\$162.32	\$3.25	\$40.29	\$0.79	\$206.65
3	1	\$111.95	\$81.74	\$1.63	\$30.21	\$0.60	\$114.18
	2	\$214.50	\$154.07	\$3.08	\$60.43	\$1.19	\$218.77
4	1	\$121.03	\$80.74	\$1.61	\$40.29	\$0.79	\$123.44
	2	\$242.08	\$161.50	\$3.23	\$80.58	\$1.59	\$246.90

Manure Collection

bin size (cu. yd.) frequency

2	1	\$132.26	\$112.93	\$2.26	\$19.33	\$0.38	\$134.90
Each Additional Pickup		\$126.68	\$107.35	\$2.15	\$19.33	\$0.38	\$129.21
3	1	\$165.46	\$136.46	\$2.73	\$29.00	\$0.57	\$168.76
Each Additional Pickup		\$159.88	\$130.88	\$2.62	\$29.00	\$0.57	\$163.07

Franchise Area 5

Rate Adjustment Schedule for FY 2017-18

Attachment 1

bin size (cu. yd.) frequency

**C
o
m
m
e
r
c
i
a
l

B
i
n
s**

1.5	1	\$98.38	\$83.27	\$1.67	\$15.11	\$0.30	\$100.34
	2	\$196.75	\$166.54	\$3.33	\$30.21	\$0.60	\$200.68
	3	\$295.14	\$249.82	\$5.00	\$45.32	\$0.89	\$301.03
	4	\$393.53	\$333.10	\$6.66	\$60.43	\$1.19	\$401.38
	5	\$491.90	\$416.36	\$8.33	\$75.54	\$1.49	\$501.72
	6	\$590.29	\$499.65	\$9.99	\$90.64	\$1.79	\$602.07
2	1	\$108.20	\$88.06	\$1.76	\$20.14	\$0.40	\$110.36
	2	\$216.39	\$176.10	\$3.52	\$40.29	\$0.79	\$220.71
	3	\$324.62	\$264.19	\$5.28	\$60.43	\$1.19	\$331.09
	4	\$432.82	\$352.24	\$7.04	\$80.58	\$1.59	\$441.45
	5	\$541.01	\$440.29	\$8.81	\$100.72	\$1.98	\$551.80
	6	\$649.21	\$528.34	\$10.57	\$120.87	\$2.38	\$662.16
3	1	\$133.14	\$102.93	\$2.06	\$30.21	\$0.60	\$135.79
	2	\$266.27	\$205.84	\$4.12	\$60.43	\$1.19	\$271.58
	3	\$399.42	\$308.78	\$6.18	\$90.64	\$1.79	\$407.38
	4	\$532.55	\$411.68	\$8.23	\$120.87	\$2.38	\$543.16
	5	\$665.68	\$514.60	\$10.29	\$151.08	\$2.98	\$678.95
	6	\$798.81	\$617.51	\$12.35	\$181.30	\$3.57	\$814.73
4	1	\$149.27	\$108.98	\$2.18	\$40.29	\$0.79	\$152.24
	2	\$298.58	\$218.00	\$4.36	\$80.58	\$1.59	\$304.53
	3	\$447.85	\$326.98	\$6.54	\$120.87	\$2.38	\$456.77
	4	\$597.13	\$435.97	\$8.72	\$161.16	\$3.17	\$609.02
	5	\$746.39	\$544.95	\$10.90	\$201.44	\$3.97	\$761.26
	6	\$895.70	\$653.97	\$13.08	\$241.73	\$4.76	\$913.54
6	1	\$228.09	\$167.66	\$3.35	\$60.43	\$1.19	\$232.63
	2	\$403.60	\$282.73	\$5.65	\$120.87	\$2.38	\$411.64
	3	\$579.09	\$397.79	\$7.96	\$181.30	\$3.57	\$590.62
	4	\$754.59	\$512.86	\$10.26	\$241.73	\$4.76	\$769.61
	5	\$930.09	\$627.92	\$12.56	\$302.17	\$5.95	\$948.60
	6	\$1,105.60	\$743.00	\$14.86	\$362.60	\$7.14	\$1,127.60

Roll-offs							
<i>Roll-Off Delivery</i>	\$71.21	\$71.21	\$1.42				\$72.63
10 cubic yard	\$607.54	\$235.36	\$4.71	\$372.18	\$7.33		\$619.58
40 cubic yard	\$458.67	\$235.36	\$4.71	\$223.31	\$4.40		\$467.78
Regular Roll-off account	\$211.80	\$211.80	\$4.24				\$216.04
		plus disposal				plus disposal	
<i>Roll-off Redelivery</i>	\$71.21	\$71.21	\$1.42				\$72.63
Temporary bin service	\$0.00						
3 cubic yards	\$123.67	\$116.69	\$2.33	\$6.98	\$0.14		\$126.14
		per load/7 days				per load/7 days	
Commercial Container Delivery	\$38.34	\$38.34	\$0.77				\$39.11
Commercial Container Redelivery	\$38.34	\$38.34	\$0.77				\$39.11
Commercial Container Dump on-site	\$60.25	\$60.25	\$1.21				\$61.46
Residential Container Redelivery	\$27.39	\$27.39	\$0.55				\$27.94
Locking Container	\$10.95	\$10.95	\$0.22				\$11.17
Account Setup Residential & Commercial	\$27.04	\$27.04	\$0.54				\$27.58
Commercial Recycle Bin Contamination	\$72.70	\$72.70	\$1.45				\$74.15
Commercial Bin Overage	\$41.53	\$41.53	\$0.83				\$42.36
Tax Assessment Fee	\$31.50	\$31.50	\$0.63				\$32.13

Franchise Area 6

Rate Adjustment Schedule for FY 2017-18

Tip Fee Increase 1.97%
 Fuel Surcharge 0.0%
 CPI 2.0%

Area 6

	Current Total	Current Service	Adjustment to Service	Current Landfill	Adjustment to Landfill	Adjusted Total
Residential Services						
<i>Comprehensive Collection</i>						
Regular	\$22.24	\$17.27	\$0.35	\$4.97	\$0.10	\$22.68
Senior	\$20.14	\$15.17	\$0.30	\$4.97	\$0.10	\$20.54
Hard to Service	\$25.64	\$20.67	\$0.41	\$4.97	\$0.10	\$26.15
Green Waste	\$2.14	\$1.46	\$0.03	\$0.68	\$0.01	\$2.18
Other Residential Services						
Extra trash container	\$8.76	\$3.79	\$0.08	\$4.97	\$0.10	\$8.93
Extra green waste container	\$5.48	\$4.80	\$0.10	\$0.68	\$0.01	\$5.59
Extra recycle container	\$1.64	\$1.64	\$0.03			\$1.67
Bulky Item Collection	\$22.70	\$22.70	\$0.45			\$23.15
Residential clean-up (\$50.00 minimum per below)						
Labor	\$37.82	\$37.82	\$0.76			\$38.58 per man /per hour
Equipment	\$98.35	\$98.35	\$1.97			\$100.32 per hour

Franchise Area 6

Rate Adjustment Schedule for FY 2017-18

Commercial Bins

bin size (cu. yd.) frequency

2	1	\$95.40	\$75.26	\$1.51	\$20.14	\$0.40	\$97.30
Each Additional Day		\$62.40	\$42.26	\$0.85	\$20.14	\$0.40	\$63.64
Each Additional Container		\$95.40	\$75.26	\$1.51	\$20.14	\$0.40	\$97.30
3	1	\$113.17	\$82.96	\$1.66	\$30.21	\$0.60	\$115.42
Each Additional Day		\$88.54	\$58.33	\$1.17	\$30.21	\$0.60	\$90.30
Each Additional Container		\$108.63	\$78.42	\$1.57	\$30.21	\$0.60	\$110.79
4	1	\$144.64	\$104.35	\$2.09	\$40.29	\$0.79	\$147.52
Each Additional Day		\$110.27	\$69.98	\$1.40	\$40.29	\$0.79	\$112.46
Each Additional Container		\$144.64	\$104.35	\$2.09	\$40.29	\$0.79	\$147.52

Franchise Area 6

Rate Adjustment Schedule for FY 2017-18

Roll-offs

New Roll-off Delivery	\$ 71.21	\$71.21	\$1.42			\$72.63
30 Cu. Yd	\$ 285.87	\$285.87	\$5.72			\$291.59 per pull plus disposal
40 Cu. Yd	\$ 326.63	\$326.63	\$6.53			\$333.16 per pull plus disposal
50 Cu. Yd	\$ 427.75	\$427.75	\$8.56			\$436.31 per pull plus disposal
Roll-off Redelivery	\$ 71.21	\$71.21	\$1.42			\$72.63

Unscheduled Extra Bin Dumps

	\$ 58.23	\$51.25	\$1.03	\$6.98	\$0.14	\$59.39
--	----------	---------	--------	--------	--------	----------------

Temporary bin service

	\$ 71.61	\$64.76	\$1.30	\$6.85	\$0.14	\$73.04
--	----------	---------	--------	--------	--------	----------------

Commercial Container Delivery	\$ 38.34	\$38.34	\$0.77			\$39.11
Commercial Container Redelivery	\$ 38.34	\$38.34	\$0.77			\$39.11
Commercial Container Dump on-site	\$ 60.25	\$60.25	\$1.21			\$61.46
Residential Container Redelivery	\$ 27.39	\$27.39	\$0.55			\$27.94
Locking Container	\$ 10.95	\$10.95	\$0.22			\$11.17 per month
Account Setup Residential & Commercial	\$ 27.04	\$27.04	\$0.54			\$27.58
Commercial Recycle Bin Contamination	\$ 72.70	\$72.70	\$1.45			\$74.15
Commercial Bin Overage	\$ 41.53	\$41.53	\$0.83			\$42.36
Tax Assessment Fee	\$ 31.50	\$31.50	\$0.63			\$32.13

Franchise Area 7

Rate Adjustment Schedule for FY 2017-18

Tip Fee Increase 1.97%
 Fuel Surcharge 0.0%
 CPI 2.0%

Area 7

	Current Total	Current Service	Adjustment to Service	Current Landfill	Adjustment to Landfill	Adjusted Total
Residential Services						
Regular	\$23.92	\$18.95	\$0.38	\$4.97	\$0.10	\$24.40
Senior	\$21.37	\$16.40	\$0.33	\$4.97	\$0.10	\$21.80
<i>Hard to Service - Recycling Area</i>						
Regular	\$25.75	\$20.78	\$0.42	\$4.97	\$0.10	\$26.26
Senior	\$23.04	\$18.07	\$0.36	\$4.97	\$0.10	\$23.50
<i>Hard to Service - Non- Recycling Area</i>						
Regular	\$22.56	\$17.59	\$0.35	\$4.97	\$0.10	\$23.01
Senior	\$20.34	\$15.37	\$0.31	\$4.97	\$0.10	\$20.75
<i>Special Pick-up (other than regular day)</i>						
Regular	\$12.14	\$7.17	\$0.14	\$4.97	\$0.10	\$12.38
Hard to service	\$22.21	\$17.24	\$0.34	\$4.97	\$0.10	\$22.65
Other Residential Services						
Excess amount (can equivalents)						
30 Gallon	\$2.19	\$2.19	\$0.04			\$2.23
60 Gallon	\$4.39	\$4.39	\$0.09			\$4.48
90 Gallon	\$6.56	\$1.59	\$0.03	\$4.97	\$0.10	\$6.69
Extra Cart 90 Gallon	\$6.44	\$1.47	\$0.03	\$4.97	\$0.10	\$6.57
Green Waste 90 Gallon	\$4.50	\$4.50	\$0.09			\$4.59
Wasted trip	\$5.48	\$5.48	\$0.11			\$5.59
Extra trash container	\$8.76	\$8.76	\$0.18			\$8.94
Extra green waste container	\$5.48	\$5.48	\$0.11			\$5.59
Extra recycle container	\$1.64	\$1.64	\$0.03			\$1.67
Bulky Item Collection	\$23.23	\$23.23	\$0.46			\$23.69
Residential clean-up	\$123.83	\$123.83	\$2.48			\$126.31 per hour

Franchise Area 7

Rate Adjustment Schedule for FY 2017-18

CPI 2.0%

Area 7

		Current Total	Current Service	Adjustment to Service	Current Landfill	Adjustment to Landfill	Adjusted Total
Commercial Services							
bin size (cu. yd.) frequency							
1.5	1	\$88.33	\$74.33	\$1.49	\$14.00	\$0.28	\$90.09
	2	\$169.62	\$141.63	\$2.83	\$27.99	\$0.55	\$173.00
	3	\$250.91	\$208.93	\$4.18	\$41.98	\$0.83	\$255.92
	4	\$332.21	\$276.23	\$5.52	\$55.98	\$1.10	\$338.84
	5	\$413.50	\$343.52	\$6.87	\$69.98	\$1.38	\$421.75
Additional Container		\$88.33	\$74.33	\$1.49	\$14.00	\$0.28	\$90.09
2	1	\$106.17	\$87.51	\$1.75	\$18.66	\$0.37	\$108.29
	2	\$199.36	\$162.04	\$3.24	\$37.32	\$0.74	\$203.34
	3	\$292.56	\$236.58	\$4.73	\$55.98	\$1.10	\$298.39
	4	\$385.77	\$311.13	\$6.22	\$74.64	\$1.47	\$393.46
	5	\$478.95	\$385.65	\$7.71	\$93.30	\$1.84	\$488.50
Additional Container		\$106.17	\$87.51	\$1.75	\$18.66	\$0.37	\$108.29
3	1	\$133.79	\$105.80	\$2.12	\$27.99	\$0.55	\$136.46
	2	\$249.41	\$193.43	\$3.87	\$55.98	\$1.10	\$254.38
	3	\$365.04	\$281.07	\$5.62	\$83.97	\$1.65	\$372.32
	4	\$480.68	\$368.72	\$7.37	\$111.96	\$2.21	\$490.26
	5	\$596.29	\$456.34	\$9.13	\$139.95	\$2.76	\$608.17
Additional Container		\$133.78	\$105.79	\$2.12	\$27.99	\$0.55	\$136.45

Additional Pick-ups

1.5	On Route	\$31.11	\$27.88	\$0.56	\$3.23	\$0.06	\$31.73
2	On Route	\$35.88	\$31.57	\$0.63	\$4.31	\$0.08	\$36.60
3	On Route	\$39.16	\$32.70	\$0.65	\$6.46	\$0.13	\$39.94
1.5	Special	\$45.72	\$42.49	\$0.85	\$3.23	\$0.06	\$46.63
2	Special	\$51.32	\$47.01	\$0.94	\$4.31	\$0.08	\$52.35
3	Special	\$51.36	\$44.90	\$0.90	\$6.46	\$0.13	\$52.39

Franchise Area 7

Rate Adjustment Schedule for FY 2017-18

CPI 2.0%

Area 7

Current Total	Current Service	Adjustment to Service	Current Landfill	Adjustment to Landfill	Adjusted Total
---------------	-----------------	-----------------------	------------------	------------------------	----------------

Commercial Bins - Hard to Service

1.5	1	\$191.92	\$177.92	\$3.56	\$14.00	\$0.28	\$195.75
	2	\$385.97	\$357.98	\$7.16	\$27.99	\$0.55	\$393.68
	3	\$575.27	\$533.29	\$10.67	\$41.98	\$0.83	\$586.76
	4	\$764.58	\$708.60	\$14.17	\$55.98	\$1.10	\$779.85
	5	\$953.88	\$883.90	\$17.68	\$69.98	\$1.38	\$972.94
Additional Container		\$191.92	\$177.92	\$3.56	\$14.00	\$0.28	\$195.75
2	1	\$209.57	\$190.91	\$3.82	\$18.66	\$0.37	\$213.76
	2	\$415.13	\$377.81	\$7.56	\$37.32	\$0.74	\$423.42
	3	\$615.96	\$559.98	\$11.20	\$55.98	\$1.10	\$628.26
	4	\$816.80	\$742.16	\$14.84	\$74.64	\$1.47	\$833.11
	5	\$1,017.62	\$924.32	\$18.49	\$93.30	\$1.84	\$1,037.94
Additional Container		\$209.57	\$190.91	\$3.82	\$18.66	\$0.37	\$213.76
3	1	\$239.62	\$211.63	\$4.23	\$27.99	\$0.55	\$244.40
	2	\$468.50	\$412.52	\$8.25	\$55.98	\$1.10	\$477.85
	3	\$692.15	\$608.18	\$12.16	\$83.97	\$1.65	\$705.97
	4	\$915.78	\$803.82	\$16.08	\$111.96	\$2.21	\$934.06
	5	\$1,139.42	\$999.47	\$19.99	\$139.95	\$2.76	\$1,162.17
Additional Container		\$239.62	\$211.63	\$4.23	\$27.99	\$0.55	\$244.40

Franchise Area 7

Rate Adjustment Schedule for FY 2017-18

CPI 2.0%

Area 7

	Current Total	Current Service	Adjustment to Service	Current Landfill	Adjustment to Landfill	Adjusted Total
Commercial Service - Compacted waste						
(Added to above bin rates)						
Compression						
2 :1	\$2.49			\$2.49	\$0.05	\$2.54 Per monthly cu yard capacity
3 :1	\$5.00			\$5.00	\$0.10	\$5.10 Per monthly cu yard capacity
Roll-offs						
				Deposit		
New Roll-off Delivery	\$71.21	\$71.21	\$1.42			\$72.63
15	\$495.20	\$195.20	\$3.90	\$300.00		\$499.10 per pull plus disposal
30	\$418.92	\$238.92	\$4.78	\$180.00		\$423.70 per pull plus disposal
36	\$470.28	\$470.28	\$9.41			\$479.69 per pull plus disposal
Roll-Off Redelivery	\$71.21	\$71.21	\$1.42			\$72.63
Demurage	\$11.94	\$11.94	\$0.24			\$12.18 Each day over 7
Stand-by time	\$34.46	\$34.46	\$0.69			\$35.15
Request to move	\$34.46	\$34.46	\$0.69			\$35.15
Sorting Fee (remove trash from yard	\$34.46	\$34.46	\$0.69			\$35.15 first 1/2 hour
waste or metal roll-off)	\$68.90	\$68.90	\$1.38			\$70.28 each add'l hour
Temporary bin service						
3 Cu. Yd						
One week - one empty	\$65.91	\$58.92	\$1.18	\$6.99	\$0.14	\$67.23 bin exchange
Front Loader Pick-up, placed on route	\$162.37	\$132.14	\$2.64	\$30.23	\$0.60	\$165.61
1.5 cu. Yd (for concrete, sod, dirt stc)						
One week - one empty	\$65.67	\$65.67	\$1.31			\$66.98
Each additional pick-up	\$65.67	\$65.67	\$1.31			\$66.98
Steam-clean Bin	\$32.84	\$32.84	\$0.66			\$33.50
Moving bin to different location	\$29.85	\$29.85	\$0.60			\$30.45
Locking Lids	\$32.84	\$32.84	\$0.66			\$33.50 per month
Wasted trip (based on distance)	\$7.30	\$7.30	\$0.15			\$7.45 per wasted trip
	\$21.89	\$21.89	\$0.44			\$22.33 per wasted trip

Franchise Area 7

Rate Adjustment Schedule for FY 2017-18

CPI 2.0%

Area 7

	Current Total	Current Service	Adjustment to Service	Current Landfill	Adjustment to Landfill	Adjusted Total
Commercial Container Delivery	\$38.34	\$38.34	\$0.77			\$39.11
Commercial Container Redelivery	\$38.34	\$38.34	\$0.77			\$39.11
Commercial Container Dump on-site	\$60.25	\$60.25	\$1.21			\$61.46
Residential Container Redelivery	\$27.39	\$27.39	\$0.55			\$27.94
Locking Container	\$10.95	\$10.95	\$0.22			\$11.17 per month
Mount Setup Residential & Commercial	\$27.04	\$27.04	\$0.54			\$27.58
Commercial Recycle Bin Contamination	\$72.70	\$72.70	\$1.45			\$74.15
Commercial Bin Overage	\$41.53	\$41.53	\$0.83			\$42.36
Tax Assessment Fee	\$31.50	\$31.50	\$0.63			\$32.13

Franchise Area 8

Rate Adjustment Schedule for FY 2017-18

Tip Fee Increase 1.97%

Fuel Surcharge 0.0%

CPI 2.0%

Area 8

		Current Total	Current Service	Adjustment to Service	Current Transportation	Adjustment to Transportation	Current Landfill	Adjustment to Landfill	Adjusted Total
Commerical Bin size (cu. yd)									
1.5	1	\$218.40	\$192.56	\$3.85	\$14.52	\$0.29	\$11.31	\$0.22	\$222.76
	2	\$353.32	\$301.62	\$6.03	\$29.07	\$0.58	\$22.63	\$0.45	\$360.38
	3	\$488.23	\$410.69	\$8.21	\$43.60	\$0.87	\$33.94	\$0.67	\$497.98
	4	\$623.15	\$519.76	\$10.40	\$58.14	\$1.16	\$45.26	\$0.89	\$635.60
	5	\$758.08	\$628.84	\$12.58	\$72.67	\$1.45	\$56.57	\$1.11	\$773.23
	6	\$891.90	\$737.86	\$14.76	\$86.16	\$1.72	\$67.89	\$1.34	\$909.72
2	1	\$218.40	\$192.55	\$3.85	\$14.53	\$0.29	\$11.31	\$0.22	\$222.76
	2	\$353.32	\$301.63	\$6.03	\$29.06	\$0.58	\$22.63	\$0.45	\$360.38
	3	\$488.23	\$410.69	\$8.21	\$43.60	\$0.87	\$33.94	\$0.67	\$497.98
	4	\$623.15	\$519.76	\$10.40	\$58.14	\$1.16	\$45.26	\$0.89	\$635.60
	5	\$758.08	\$628.84	\$12.58	\$72.67	\$1.45	\$56.57	\$1.11	\$773.23
	6	\$891.90	\$737.86	\$14.76	\$86.16	\$1.72	\$67.89	\$1.34	\$909.72
3	1	\$238.29	\$199.50	\$3.99	\$21.81	\$0.44	\$16.97	\$0.33	\$243.05
	2	\$416.26	\$338.72	\$6.77	\$43.60	\$0.87	\$33.94	\$0.67	\$424.57
	3	\$594.26	\$477.94	\$9.56	\$65.41	\$1.31	\$50.91	\$1.00	\$606.13
	4	\$772.24	\$617.17	\$12.34	\$87.19	\$1.74	\$67.89	\$1.34	\$787.67
	5	\$950.21	\$756.35	\$15.13	\$109.00	\$2.18	\$84.86	\$1.67	\$969.19
	6	\$1,126.61	\$895.52	\$17.91	\$129.26	\$2.59	\$101.83	\$2.01	\$1,149.11
4	1	\$296.27	\$244.57	\$4.89	\$29.06	\$0.58	\$22.63	\$0.45	\$302.18
	2	\$524.51	\$421.12	\$8.42	\$58.14	\$1.16	\$45.26	\$0.89	\$534.99
	3	\$752.74	\$597.66	\$11.95	\$87.19	\$1.74	\$67.89	\$1.34	\$767.77
	4	\$980.99	\$774.20	\$15.48	\$116.27	\$2.33	\$90.51	\$1.78	\$1,000.58
	5	\$1,209.22	\$950.75	\$19.01	\$145.33	\$2.91	\$113.14	\$2.23	\$1,233.37
	6	\$1,435.35	\$1,127.24	\$22.54	\$172.34	\$3.45	\$135.77	\$2.67	\$1,464.02

Franchise Area 8

Rate Adjustment Schedule for FY 2017-18

Commerical Bin size (cu.yd)									
6	1	\$366.47	\$288.93	\$5.78	\$43.60	\$0.87	\$33.94	\$0.67	\$373.79
	2	\$657.19	\$502.12	\$10.04	\$87.19	\$1.74	\$67.89	\$1.34	\$670.32
	3	\$947.93	\$715.30	\$14.31	\$130.80	\$2.62	\$101.83	\$2.01	\$966.86
	4	\$1,238.66	\$928.48	\$18.57	\$174.41	\$3.49	\$135.77	\$2.67	\$1,263.39
	5	\$1,529.38	\$1,141.66	\$22.83	\$218.01	\$4.36	\$169.71	\$3.34	\$1,559.91
	6	\$1,816.87	\$1,354.72	\$27.09	\$258.50	\$5.17	\$203.66	\$4.01	\$1,853.15

Compacted Commercial frequency bin size (cu. yd.)									
1.5	1	\$241.02	\$192.55	\$3.85	\$14.53	\$0.29	\$33.94	\$0.67	\$245.83
	2	\$398.57	\$301.62	\$6.03	\$29.06	\$0.58	\$67.89	\$1.34	\$406.52
	3	\$556.10	\$410.68	\$8.21	\$43.60	\$0.87	\$101.83	\$2.01	\$567.19
	4	\$713.68	\$519.77	\$10.40	\$58.14	\$1.16	\$135.77	\$2.67	\$727.91
	5	\$871.21	\$628.83	\$12.58	\$72.67	\$1.45	\$169.71	\$3.34	\$888.59
	6	\$1,027.68	\$737.86	\$14.76	\$86.16	\$1.72	\$203.66	\$4.01	\$1,048.17
2	1	\$241.02	\$192.55	\$3.85	\$14.53	\$0.29	\$33.94	\$0.67	\$245.83
	2	\$398.57	\$301.62	\$6.03	\$29.06	\$0.58	\$67.89	\$1.34	\$406.52
	3	\$556.10	\$410.68	\$8.21	\$43.60	\$0.87	\$101.83	\$2.01	\$567.19
	4	\$713.68	\$519.77	\$10.40	\$58.14	\$1.16	\$135.77	\$2.67	\$727.91
	5	\$871.21	\$628.83	\$12.58	\$72.67	\$1.45	\$169.71	\$3.34	\$888.59
	6	\$1,027.68	\$737.86	\$14.76	\$86.16	\$1.72	\$203.66	\$4.01	\$1,048.17
3	1	\$272.24	\$199.51	\$3.99	\$21.81	\$0.44	\$50.91	\$1.00	\$277.67
	2	\$484.15	\$338.73	\$6.77	\$43.60	\$0.87	\$101.83	\$2.01	\$493.81
	3	\$696.09	\$477.94	\$9.56	\$65.41	\$1.31	\$152.74	\$3.01	\$709.97
	4	\$908.00	\$617.16	\$12.34	\$87.19	\$1.74	\$203.66	\$4.01	\$926.10
	5	\$1,119.95	\$756.38	\$15.13	\$109.00	\$2.18	\$254.57	\$5.02	\$1,142.27
	6	\$1,330.26	\$895.52	\$17.91	\$129.26	\$2.59	\$305.48	\$6.02	\$1,356.77
4	1	\$341.52	\$244.57	\$4.89	\$29.06	\$0.58	\$67.89	\$1.34	\$348.33
	2	\$615.03	\$421.12	\$8.42	\$58.14	\$1.16	\$135.77	\$2.67	\$627.29
	3	\$888.50	\$597.65	\$11.95	\$87.19	\$1.74	\$203.66	\$4.01	\$906.21
	4	\$1,162.02	\$774.21	\$15.48	\$116.27	\$2.33	\$271.54	\$5.35	\$1,185.18
	5	\$1,435.51	\$950.75	\$19.02	\$145.33	\$2.91	\$339.43	\$6.69	\$1,464.12
	6	\$1,706.88	\$1,127.24	\$22.54	\$172.34	\$3.45	\$407.31	\$8.02	\$1,740.90

Franchise Area 8

Rate Adjustment Schedule for FY 2017-18

Compacted Commercial frequency bin size (cu. yd.)

6	1	\$434.35	\$288.93	\$5.78	\$43.60	\$0.87	\$101.83	\$2.01	\$443.01
	2	\$792.95	\$502.11	\$10.04	\$87.19	\$1.74	\$203.66	\$4.01	\$808.75
	3	\$1,151.57	\$715.29	\$14.31	\$130.80	\$2.62	\$305.48	\$6.02	\$1,174.51
	4	\$1,510.21	\$928.48	\$18.57	\$174.41	\$3.49	\$407.31	\$8.02	\$1,540.29
	5	\$1,868.80	\$1,141.65	\$22.83	\$218.01	\$4.36	\$509.14	\$10.03	\$1,906.02
	6	\$2,224.19	\$1,354.72	\$27.09	\$258.50	\$5.17	\$610.97	\$12.04	\$2,268.49

Other Services

Punchcard

per month	\$1,071.14	\$326.54	\$6.53	\$744.60	\$14.67	\$1,092.34
Commercial Can Service per bin	\$39.60	\$38.48	\$0.77	\$1.12	\$0.02	\$40.39
Restart Fee per bin	\$23.02	\$23.02	\$0.46			\$23.48
Overage Fee per bin	\$46.04	\$46.04	\$0.92			\$46.96
Extra Empty Fee	\$76.74	\$76.74	\$1.53			\$78.27
Redelivery and Restart 1 to 2 miles	\$115.12	\$115.12	\$2.30			\$117.42
Hard to Service 2-4 miles	\$23.02	\$23.02	\$0.46			\$23.48
per month relocation Fee	\$46.04	\$46.04	\$0.92			\$46.96
Bin Exchange Fee	\$115.12	\$115.12	\$2.30			\$117.42
Haul or Call Fee	\$49.30	\$49.30	\$0.99			\$50.28
Tire Haul Charge	\$27.39	\$27.39	\$0.55			\$27.94
	\$383.43	\$383.43	\$7.67			\$391.10
Roll-off Rates:and 40 Cubic Yard Bins						
per month	\$592.70	\$592.70	\$11.85			\$604.55
Delinquent Fee						0.0%
Electronic Waste Disposal						\$0.00
Construction & Demo Disposal	\$61.63	\$61.63	\$1.23			\$62.86
Pickup Truck load at collection center						
Construction & Demo Disposal	\$123.26	\$123.26	\$2.47			\$125.72
P/up Truck & trailer at collection center						

Franchise Area 9

Rate Adjustment Schedule for FY 2017-18

Tip Fee Increase 1.97%
 Fuel Surcharge 0.0%
 CPI 2.0%

Area 9

	Current Total	Current Service	Adjustment to Service	Current Landfill	Adjustment to Landfill	Adjusted Total
Residential Services						
Regular	\$20.97	\$16.10	\$0.32	\$4.87	\$0.10	\$21.39
Senior	\$18.91	\$14.04	\$0.28	\$4.87	\$0.10	\$19.29
<i>Hard to Service - Non- Recycling Area</i>						
Regular	\$21.77	\$16.90	\$0.34	\$4.87	\$0.10	\$22.20
Senior	\$19.38	\$14.51	\$0.29	\$4.87	\$0.10	\$19.77
<i>Disabled</i>						
Walk in service	\$22.96	\$18.09	\$0.36	\$4.87	\$0.10	\$23.42
Drive-in service	\$24.55	\$19.68	\$0.39	\$4.87	\$0.10	\$25.04
Other Residential Services						
<i>Exceeds rate (Over 3 cans or Bags)</i>						
Per 32 gallon can or equivalent in Bags	\$1.16	\$1.16	\$0.02			\$1.18
Bindled branches 2x4 - per bundle	\$0.78	\$0.78	\$0.02			\$0.80
<i>Extra trash container</i>	\$8.76	\$3.89	\$0.08	\$4.87	\$0.10	\$8.93
<i>Extra green waste container</i>	\$5.48	\$5.48	\$0.11			\$5.59
<i>Extra recycle container</i>	\$1.64	\$1.64	\$0.03			\$1.67
Bulky Item Collection	\$23.22	\$23.22	\$0.46			\$23.68
Residential clean-up	\$123.83	\$123.83	\$2.48			\$126.31 per hour
Special Pick-up other than regular day						
Regular	\$12.38	\$12.38	\$0.25			\$12.63
Hard to service	\$23.22	\$23.22	\$0.46			\$23.68
Wasted Trip	\$5.19	\$5.19	\$0.10			\$5.29

Franchise Area 9

Rate Adjustment Schedule for FY 2017-18

Commercial Services

bin size (cu. yd.) frequency

1.5	1	\$79.81	\$64.98	\$1.30	\$14.83	\$0.29	\$81.40
	2	\$159.62	\$129.98	\$2.60	\$29.64	\$0.58	\$162.80
	3	\$239.43	\$194.97	\$3.90	\$44.46	\$0.88	\$244.21
	4	\$319.24	\$259.95	\$5.20	\$59.29	\$1.17	\$325.61
	5	\$399.05	\$324.94	\$6.50	\$74.11	\$1.46	\$407.01
Additional Container		\$79.81	\$64.98	\$1.30	\$14.83	\$0.29	\$81.40
3	1	\$122.58	\$92.94	\$1.86	\$29.64	\$0.58	\$125.02
	2	\$221.07	\$161.78	\$3.24	\$59.29	\$1.17	\$225.47
	3	\$319.57	\$230.64	\$4.61	\$88.93	\$1.75	\$325.93
	4	\$418.06	\$299.48	\$5.99	\$118.58	\$2.34	\$426.39
	5	\$516.56	\$368.34	\$7.37	\$148.22	\$2.92	\$526.85
Additional Container		\$122.58	\$92.94	\$1.86	\$29.64	\$0.58	\$125.02
4	1	\$160.39	\$120.86	\$2.42	\$39.53	\$0.78	\$163.59
	2	\$285.81	\$206.76	\$4.14	\$79.05	\$1.56	\$291.50
	3	\$411.23	\$292.65	\$5.85	\$118.58	\$2.34	\$419.42
	4	\$536.65	\$378.55	\$7.57	\$158.10	\$3.11	\$547.34
	5	\$662.06	\$464.43	\$9.29	\$197.63	\$3.89	\$675.24
Additional Container		\$160.39	\$120.86	\$2.42	\$39.53	\$0.78	\$163.59

Additional Pick-ups

1.5 cu yd	On Route	\$31.35	\$27.93	\$0.56	\$3.42	\$0.07	\$31.98
3 cu yd	On Route	\$50.53	\$43.69	\$0.87	\$6.84	\$0.13	\$51.54
3 (compacted)	On Route	\$41.15	\$30.88	\$0.62	\$10.27	\$0.20	\$41.97
4 cu yd	On Route	\$41.06	\$27.37	\$0.55	\$13.69	\$0.27	\$41.88
1.5 cu yd	Special	\$44.41	\$27.29	\$0.55	\$17.12	\$0.34	\$45.29
3 cu yd	Special	\$51.76	\$48.34	\$0.97	\$3.42	\$0.07	\$52.79
3 (compacted)	Special	\$57.59	\$50.75	\$1.01	\$6.84	\$0.13	\$58.74
4 cu yd	Special	\$54.21	\$40.52	\$0.81	\$13.69	\$0.27	\$55.29

Franchise Area 9

Rate Adjustment Schedule for FY 2017-18

Commercial Service - Compacted waste

(Added to above bin rates)

Compression

2 :1	\$2.49			\$2.49	\$0.05	\$2.54 Per monthly cu yard capacity
3 :1	\$5.00			\$5.00	\$0.10	\$5.10 Per monthly cu yard capacity

\$0.00

Roll-offs \$0.00

Roll-off Delivery \$71.21 \$71.21 \$1.42 **\$72.63**

15 \$519.76 \$201.14 \$4.02 \$318.62 \$6.28 **\$530.06** per pull plus disposal

30 \$584.94 \$266.32 \$5.33 \$318.62 \$6.28 **\$596.54** per pull plus disposal

36 \$616.70 \$298.08 \$5.96 \$318.62 \$6.28 **\$628.94** per pull plus disposal

Roll-off Redelivery \$71.21 \$71.21 \$1.42 **\$72.63**

Demurage \$12.38 \$12.38 \$0.25 **\$12.63** Each day over 7

Stand-by time \$36.48 \$36.48 \$0.73 **\$37.21**

Request to move \$36.48 \$36.48 \$0.73 **\$37.21**

Sorting Fee (remove trash from yard \$36.48 \$36.48 \$0.73 **\$37.21** first 1/2 hour

waste or metal roll-off) \$72.95 \$72.95 \$1.46 **\$74.41** each add'l hour

Franchise Area 9

Rate Adjustment Schedule for FY 2017-18

Temporary bin service	\$0.00						
3 Cu. Yd	\$0.00						
One week - one empty	\$65.59	\$62.17	\$1.24	\$3.42	\$0.07	\$66.90	Total 1 empty
Each additional pick-up	\$50.11	\$46.69	\$0.93	\$3.42	\$0.07	\$51.11	
Front Loader Pick-up, placed on route	\$187.32	\$157.68	\$3.15	\$29.64	\$0.58	\$191.06	
1.5 cu. Yd (for concrete, sod, dirt stc)	\$0.00						
One week - one empty	\$66.56	\$66.56	\$1.33			\$67.89	
Each additional pick-up	\$61.91	\$61.91	\$1.24			\$63.15	
Steam-clean Bin	\$34.06	\$34.06	\$0.68			\$34.74	
Moving bin to different location	\$30.96	\$30.96	\$0.62			\$31.58	
Wasted trip	\$7.57	\$7.57	\$0.15			\$7.72	per wasted trip
Commercial Container Delivery	\$38.34	\$38.34	\$0.77			\$39.11	
Commercial Container Redelivery	\$38.34	\$38.34	\$0.77			\$39.11	
Commercial Container Dump on-site	\$60.25	\$60.25	\$1.21			\$61.46	
Residnetial Container Redelivery	\$27.39	\$27.39	\$0.55			\$27.94	
Locking container	\$10.95	\$10.95	\$0.22			\$11.17	per month
ount Setup Residential & Commercial	\$27.04	\$27.04	\$0.54			\$27.58	
Commercial Recycle Bin Contamination	\$72.70	\$72.70	\$1.45			\$74.15	
Commercial Bin Overage	\$41.53	\$41.53	\$0.83			\$42.36	
Tax Assessment Fee	\$31.50	\$31.50	\$0.63			\$32.13	

Franchise Area 10

Rate Adjustment Schedule for FY 2017-18

Tip Fee Increase 1.97%

CPI 2.0%

Area 10

	Current Total	Current Service	Adjustment to Service	Current Landfill	Adjustment to Landfill	Adjusted Total
Residential Services						
<i>Non- Comprehensive Collection</i>						
Regular	\$23.95	\$18.33	\$0.37	\$5.62	\$0.11	\$24.43
Low Volume	\$20.13	\$18.33	\$0.37	\$1.80	\$0.04	\$20.53
<i>Comprehensive Collection</i>						
Regular	\$22.09	\$16.47	\$0.33	\$5.62	\$0.11	\$22.53
Low Volume	\$18.69	\$16.89	\$0.34	\$1.80	\$0.04	\$19.06
Other Residential Services						
Green Waste	\$3.47	\$2.67	\$0.05	\$0.80		\$3.52
Automated	\$4.30	\$4.30	\$0.09			\$4.39
Reinstatement Fee	\$38.34	\$38.34	\$0.77			\$39.11
Bulky Item Collection	\$22.02	\$22.02	\$0.44			\$22.46
Delinquent fees	1.5% times rate					1.5% times rate
Residential clean-up						
(\$50.00 minimum per below)						
2 men with truck	\$58.71	\$58.71	\$1.17			\$59.88 per hour
additional laborer	\$22.02	\$22.02	\$0.44			\$22.46 per hour
equipment operator	\$29.38	\$29.38	\$0.59			\$29.97 per hour

Franchise Area 10

Rate Adjustment Schedule for FY 2017-18

Commercial services

(Both Comprehensive and Non-comprehensive)

bin size (cu. yd.) frequency

2	1	\$100.13	\$72.13	\$1.44	\$28.00	\$0.55	\$102.12
	2	\$200.27	\$144.28	\$2.89	\$55.99	\$1.10	\$204.26
	3	\$300.40	\$216.40	\$4.33	\$84.00	\$1.65	\$306.38
	4	\$400.56	\$288.57	\$5.77	\$111.99	\$2.21	\$408.54
	5	\$500.70	\$360.58	\$7.21	\$140.12	\$2.76	\$510.67
	6	\$600.82	\$432.84	\$8.66	\$167.98	\$3.31	\$612.79
3	1	\$130.66	\$88.27	\$1.77	\$42.39	\$0.84	\$133.26
	2	\$261.33	\$176.54	\$3.53	\$84.79	\$1.67	\$266.53
	3	\$391.98	\$264.78	\$5.30	\$127.20	\$2.51	\$399.78
	4	\$522.64	\$353.05	\$7.06	\$169.59	\$3.34	\$533.04
	5	\$653.32	\$441.33	\$8.83	\$211.99	\$4.18	\$666.32
	6	\$783.99	\$529.61	\$10.59	\$254.38	\$5.01	\$799.59
4	1	\$163.72	\$109.07	\$2.18	\$54.65	\$1.08	\$166.98
	2	\$327.42	\$218.14	\$4.36	\$109.28	\$2.15	\$333.94
	3	\$491.14	\$327.21	\$6.54	\$163.93	\$3.23	\$500.91
	4	\$654.83	\$436.25	\$8.72	\$218.58	\$4.31	\$667.86
	5	\$818.55	\$545.33	\$10.91	\$273.22	\$5.38	\$834.84
	6	\$982.25	\$654.38	\$13.09	\$327.87	\$6.46	\$1,001.80
6	1	\$246.00	\$164.05	\$3.28	\$81.95	\$1.61	\$250.90
	2	\$492.02	\$328.12	\$6.56	\$163.90	\$3.23	\$501.81
	3	\$738.38	\$486.95	\$9.74	\$251.43	\$4.95	\$753.07
	4	\$984.03	\$656.22	\$13.12	\$327.81	\$6.46	\$1,003.61
	5	\$1,230.04	\$820.28	\$16.41	\$409.76	\$8.07	\$1,254.52
	6	\$1,476.04	\$984.33	\$19.69	\$491.71	\$9.69	\$1,505.41

Franchise Area 10

Rate Adjustment Schedule for FY 2017-18

Bin delivery	\$44.04	\$44.04	\$0.88				\$44.92
Commercial Can	\$23.94	\$18.45	\$0.37	\$5.49	\$0.11		\$24.42
Comprehensive Commercial Can	\$22.09	\$16.60	\$0.33	\$5.49	\$0.11		\$22.53
Roll-offs.							
13	\$109.07	\$109.07	\$2.18				\$111.25 Plus landfill at cost
20	\$260.52	\$109.21	\$2.18	\$151.31	\$2.98		\$265.69
30	\$378.21	\$151.30	\$3.03	\$226.91	\$4.47		\$385.71
40	\$483.50	\$180.96	\$3.62	\$302.54	\$5.96		\$493.08
Construction roll-offs							
13	\$109.07	\$109.07	\$2.18				\$111.25 Plus landfill at cost
20	\$260.53	\$109.08	\$2.18	\$151.45	\$2.98		\$265.70
30	\$378.12	\$151.00	\$3.02	\$227.12	\$4.47		\$385.61
40	\$483.51	\$180.70	\$3.61	\$302.81	\$5.97		\$493.09

Franchise Area 12

Rate Adjustment Schedule for FY 2017-18

Tip Fee Increase 1.97%

CPI 2.0%

Area 12

	Current Total	Current Service	Adjustment to Service	Current Landfill	Adjustment to Landfill	Adjusted Total
Residential Services						
Thousand Palms	\$ 18.28	\$12.68	\$0.25	\$5.60	\$0.11	\$18.64
Bermuda Dunes	\$ 19.25	\$13.65		\$5.60	\$0.11	\$19.36
Extra Container	\$ 4.93	\$3.18	\$0.06	\$1.75	\$0.03	\$5.03
Green Waste	\$ 4.09	\$3.03	\$0.06	\$1.06	\$0.02	\$4.17
<i>Comprehensive</i>						
Thousand Palms	\$ 16.92	\$11.32	\$0.23	\$5.60	\$0.11	\$17.26
Bermuda Dunes	\$ 18.12	\$12.52		\$5.60	\$0.11	\$18.23
Extra Container	\$ 4.93	\$3.18	\$0.06	\$1.75	\$0.03	\$5.03
Green Waste	\$ 4.09	\$3.03	\$0.06	\$1.06	\$0.02	\$4.17
Residential Services						
<i>Non- Comprehensive Collection</i>						
Regular	\$ 24.20	\$18.45	\$0.37	\$5.75	\$0.11	\$24.68
Hard to Service	\$ 32.57	\$26.82	\$0.54	\$5.75	\$0.11	\$33.22
<i>Comprehensive Collection</i>						
Regular	\$ 22.15	\$16.40	\$0.33	\$5.75	\$0.11	\$22.59
Hard to Service	\$ 28.99	\$23.24	\$0.46	\$5.75	\$0.11	\$29.57
Other Residential Services						
Extra Recycling Basket	\$ 8.03	\$8.03	\$0.16			\$8.19 per month
Scout Service	times residential rate			1.5	times residential rate	
Bulky Item Collection	\$ 22.48	\$22.48	\$0.45			\$22.93 per item

Franchise Area 12

Rate Adjustment Schedule for FY 2017-18

CFC Removal Fee	\$	37.47	\$37.47	\$0.75	\$38.22
Back Yard/Side Yard Collection	\$	14.98	\$14.98	\$0.30	\$15.28 per month
Cart deposit	\$	14.98	\$14.98	\$0.30	\$15.28 per month
Reinstatement Fee	\$	22.48	\$22.48	\$0.45	\$22.93
Residential clean-up	\$	89.81	\$89.81	\$1.80	\$91.61 per hour
Electronic Waste Collection	\$	33.46	\$33.46	\$0.67	\$34.13

Comprehensive Commercial Services- Thousand Palms

bin size (cu. yd.) frequency

2	1	\$ 79.56	\$55.32	\$1.11	\$24.24	\$0.48	\$81.14
	2	\$ 148.29	\$99.81	\$2.00	\$48.48	\$0.96	\$151.24
	3	\$ 217.43	\$144.71	\$2.89	\$72.72	\$1.43	\$221.76
	4	\$ 286.95	\$189.36	\$3.79	\$97.59	\$1.92	\$292.66
	5	\$ 354.10	\$232.91	\$4.66	\$121.19	\$2.39	\$361.15
	6	\$ 415.74	\$270.32	\$5.41	\$145.42	\$2.86	\$424.01
3	1	\$ 122.99	\$86.63	\$1.73	\$36.36	\$0.72	\$125.44
	2	\$ 222.73	\$150.01	\$3.00	\$72.72	\$1.43	\$227.16
	3	\$ 300.90	\$191.83	\$3.84	\$109.07	\$2.15	\$306.89
	4	\$ 396.48	\$251.06	\$5.02	\$145.42	\$2.86	\$404.37
	5	\$ 492.07	\$310.27	\$6.21	\$181.80	\$3.58	\$501.86
	6	\$ 587.64	\$369.48	\$7.39	\$218.16	\$4.30	\$599.33
4	1	\$ 158.03	\$109.55	\$2.19	\$48.48	\$0.96	\$161.18
	2	\$ 283.71	\$186.76	\$3.74	\$96.95	\$1.91	\$289.36
	3	\$ 372.45	\$227.03	\$4.54	\$145.42	\$2.86	\$379.86
	4	\$ 491.04	\$297.12	\$5.94	\$193.92	\$3.82	\$500.80
	5	\$ 609.73	\$367.33	\$7.35	\$242.40	\$4.78	\$621.85
	6	\$ 728.41	\$437.55	\$8.75	\$290.86	\$5.73	\$742.89
6	1	\$ 255.47	\$182.75	\$3.66	\$72.72	\$1.43	\$260.56
	2	\$ 450.00	\$304.58	\$6.09	\$145.42	\$2.86	\$458.96

Franchise Area 12

Rate Adjustment Schedule for FY 2017-18

	3	\$ 646.47	\$428.31	\$8.57	\$218.16	\$4.30	\$659.33
	4	\$ 814.38	\$523.52	\$10.47	\$290.86	\$5.73	\$830.58
	5	\$ 980.42	\$616.84	\$12.34	\$363.58	\$7.16	\$999.92
	6	\$1,146.38	\$710.09	\$14.20	\$436.29	\$8.59	\$1,169.18
Commercial Services		\$ -	Bermuda Dunes		\$0.00		
bin size (cu. yd.) frequency		\$ -			\$0.00		
2	1	\$ 82.99	\$58.75	\$1.18	\$24.24	\$0.48	\$84.64
	2	\$ 154.68	\$106.20	\$2.12	\$48.48	\$0.96	\$157.76
	3	\$ 226.79	\$154.07	\$3.08	\$72.72	\$1.43	\$231.30
	4	\$ 298.62	\$201.67	\$4.03	\$96.95	\$1.91	\$304.56
	5	\$ 369.34	\$248.15	\$4.96	\$121.19	\$2.39	\$376.69
	6	\$ 433.62	\$288.20	\$5.76	\$145.42	\$2.86	\$442.25
3	1	\$ 128.32	\$91.96	\$1.84	\$36.36	\$0.72	\$130.88
	2	\$ 232.34	\$159.62	\$3.19	\$72.72	\$1.43	\$236.96
	3	\$ 313.80	\$204.73	\$4.09	\$109.07	\$2.15	\$320.04
	4	\$ 413.48	\$268.06	\$5.36	\$145.42	\$2.86	\$421.71
	5	\$ 513.15	\$331.35	\$6.63	\$181.80	\$3.58	\$523.36
	6	\$ 612.81	\$394.65	\$7.89	\$218.16	\$4.30	\$625.00
4	1	\$ 164.86	\$116.38	\$2.33	\$48.48	\$0.96	\$168.14
	2	\$ 295.93	\$198.98	\$3.98	\$96.95	\$1.91	\$301.82
	3	\$ 388.38	\$242.96	\$4.86	\$145.42	\$2.86	\$396.10
	4	\$ 512.03	\$318.11	\$6.36	\$193.92	\$3.82	\$522.21
	5	\$ 635.76	\$393.36	\$7.87	\$242.40	\$4.78	\$648.40
	6	\$ 759.49	\$468.63	\$9.37	\$290.86	\$5.73	\$774.59
6	1	\$ 267.78	\$193.83	\$3.88	\$73.95	\$1.46	\$273.11
	2	\$ 469.41	\$323.99	\$6.48	\$145.42	\$2.86	\$478.75
	3	\$ 674.30	\$456.14	\$9.12	\$218.16	\$4.30	\$687.72
	4	\$ 849.34	\$558.48	\$11.17	\$290.86	\$5.73	\$866.24
	5	\$1,022.42	\$658.84	\$13.18	\$363.58	\$7.16	\$1,042.76
	6	\$1,195.44	\$759.15	\$15.18	\$436.29	\$8.59	\$1,219.22

Franchise Area 12

Rate Adjustment Schedule for FY 2017-18

Commercial Services

Other Areas

bin size (cu. yd.) frequency

2	1	\$ 82.99	\$58.75	\$1.18	\$24.24	\$0.48	\$84.64
	2	\$ 154.68	\$106.20	\$2.12	\$48.48	\$0.96	\$157.76
	3	\$ 226.79	\$154.07	\$3.08	\$72.72	\$1.43	\$231.30
	4	\$ 298.62	\$201.67	\$4.03	\$96.95	\$1.91	\$304.56
	5	\$ 369.34	\$248.15	\$4.96	\$121.19	\$2.39	\$376.69
	6	\$ 433.62	\$288.20	\$5.76	\$145.42	\$2.86	\$442.25
3	1	\$ 128.32	\$91.96	\$1.84	\$36.36	\$0.72	\$130.88
	2	\$ 232.34	\$159.62	\$3.19	\$72.72	\$1.43	\$236.96
	3	\$ 313.80	\$204.73	\$4.09	\$109.07	\$2.15	\$320.04
	4	\$ 413.48	\$268.06	\$5.36	\$145.42	\$2.86	\$421.71
	5	\$ 513.15	\$331.35	\$6.63	\$181.80	\$3.58	\$523.36
	6	\$ 612.81	\$394.65	\$7.89	\$218.16	\$4.30	\$625.00
4	1	\$ 164.86	\$116.38	\$2.33	\$48.48	\$0.96	\$168.14
	2	\$ 295.93	\$198.98	\$3.98	\$96.95	\$1.91	\$301.82
	3	\$ 388.38	\$242.96	\$4.86	\$145.42	\$2.86	\$396.10
	4	\$ 512.03	\$318.11	\$6.36	\$193.92	\$3.82	\$522.21
	5	\$ 635.76	\$393.36	\$7.87	\$242.40	\$4.78	\$648.40
	6	\$ 759.49	\$468.63	\$9.37	\$290.86	\$5.73	\$774.59
6	1	\$ 267.78	\$193.83	\$3.88	\$73.95	\$1.46	\$273.11
	2	\$ 469.41	\$323.99	\$6.48	\$145.42	\$2.86	\$478.75
	3	\$ 674.30	\$456.14	\$9.12	\$218.16	\$4.30	\$687.72
	4	\$ 849.34	\$558.48	\$11.17	\$290.86	\$5.73	\$866.24
	5	\$1,022.42	\$658.84	\$13.18	\$363.58	\$7.16	\$1,042.76
	6	\$1,195.44	\$759.15	\$15.18	\$436.29	\$8.59	\$1,219.22

Thousand Palms and Bermuda Dunes

Roll-offs

size

20 \$ 211.27 \$211.27 \$4.23

\$215.50 per pull plus dispos:

Franchise Area 12

Rate Adjustment Schedule for FY 2017-18

30	\$	211.27	\$211.27	\$4.23	\$215.50 per pull plus dispos:
40	\$	273.05	\$273.05	\$5.46	\$278.51 per pull plus dispos:
Roll-Off Compactor	\$	305.29	\$305.29	\$6.11	\$311.40 per pull plus dispos:

Roll-offs other Areas

10 to 40 cubic yard	\$	258.39	\$258.39	\$5.17	\$263.56 per pull plus dispos:
Roll off compactor:	\$	288.78	\$288.78	\$5.78	\$294.56 per pull plus dispos:

Additional Roll off fees

Delivery	\$	74.95	\$ 74.95	\$1.50	\$76.45
Extra Trip	\$	74.95	\$ 74.95	\$1.50	\$76.45
Relocation	\$	74.95	\$ 74.95	\$1.50	\$76.45

Other Commercial Services

Overloaded Bin Fee	\$	21.99	\$ 21.99	\$0.44	\$22.43 per month
--------------------	----	-------	----------	--------	--------------------------

Unscheduled extra bin dumps

While on site	\$	50.99	\$ 50.99	\$1.02	\$52.01
Extra trip	\$	72.96	\$ 72.96	\$1.46	\$74.42
Bin Steam Cleaning	\$	35.00	\$ 35.00	\$0.00	\$35.00
Extra Pickup Compactors	\$	91.45	\$ 91.45	\$1.83	\$93.28
Pull-out service					
0-25 ft				\$0.00	\$0.00
26-50 ft	\$	11.15	\$ 11.15	\$0.22	\$11.37 per month
51-75 ft	\$	16.73	\$ 16.73	\$0.33	\$17.06 per month
76-100 ft	\$	22.31	\$ 22.31	\$0.45	\$22.76 per month

Commercial and Industrial Bulky Item Service

first item	\$	36.63	\$ 36.63	\$0.73	\$37.36
second and third item	\$	21.98	\$ 21.98	\$0.44	\$22.42

Temporary bin service

Franchise Area 12

Rate Adjustment Schedule for FY 2017-18

3 yd, 3 days, 1 empty	\$ 110.88	\$110.88	\$2.22	\$113.10
3 yd extra empty	\$ 109.86	\$109.86	\$2.20	\$112.06
4 yd, 30 days, 3 dumps	\$ 295.73	\$295.73	\$5.91	\$301.64 plus removal
4 yard, extra empty	\$ 109.80	\$109.80	\$2.20	\$112.00
Bin Exchange	\$ 87.45	\$87.45	\$1.75	\$89.20
Lost or Stolen Bin	\$ 741.06	\$741.06	\$14.82	\$755.88
Burned Bin	\$ 414.99	\$414.99	\$8.30	\$423.29
Bin or cart repair				actual cost
Locking Bin/lids	\$ 14.84	14.84	\$0.30	\$15.14 per month
Re-Start fee, Bin on site	\$ 22.24	22.24	\$0.44	\$22.68
Re-start fee, Plus bin delivery	\$ 111.15	111.15	\$2.22	\$113.37
Rolloff Rental w/o weekly service	\$ 27.37	27.37	\$0.55	\$27.92
Delinquent/Late Fee				1.5% per month

Franchise Area 13

Rate Adjustment Schedule for FY 2017-18

Tip Fee Increase 1.97%

CPI 2.0%

Area 13

Desert Center Adjustment 4.85%	Current Total	Current Service	Adjustment to Service	Current Landfill	Adjustment to Landfill	Adjusted Total
Residential Services						
Comprehensive Collection						
Regular	\$33.57	\$28.42	\$0.57	\$5.15	\$0.10	\$34.24
Senior	\$30.74	\$25.59	\$0.51	\$5.15	\$0.10	\$31.35
Hard to Service						
Regular	\$36.16	\$31.01	\$0.62	\$5.15	\$0.10	\$36.88
Senior	\$33.34	\$28.19	\$0.56	\$5.15	\$0.10	\$34.01
Desert Center (See below)						
Regular	\$24.20	\$19.05	\$1.31	\$5.15	\$0.10	\$25.61
Ripley/ Mesa Comprehensive						
Regular	\$23.62	\$18.47	\$0.37	\$5.15	\$0.10	\$24.09

Note: All residential Rates for the Desert Center area were subsidized by the County with the agreement ending July 1, 2012. These rates will be adjusted by an additional factor of 4.85% for the next seven years. Refer to Board of Supervisor's Agenda item 3.7 on April 24, 2012

Deposit per Cart	\$13.68	\$13.68	\$0.27			\$13.95
Additional cart (per month)	\$4.87	\$4.87	\$0.10			\$4.97
Desert Center Add'l Cart	\$4.43	\$4.43	\$0.09			\$4.52

Franchise Area 13

Rate Adjustment Schedule for FY 2017-18

Commercial Services: Blythe

bin size (cu. yd.)	frequency						
1.5	1	\$74.90	\$59.79	\$1.20	\$15.11	\$0.30	\$76.39
	2	\$135.53	\$105.32	\$2.11	\$30.21	\$0.60	\$138.23
	3	\$196.14	\$150.82	\$3.02	\$45.32	\$0.89	\$200.05
	4	\$256.78	\$196.35	\$3.93	\$60.43	\$1.19	\$261.90
	5	\$317.42	\$241.88	\$4.84	\$75.54	\$1.49	\$323.75
2	1	\$99.85	\$79.71	\$1.59	\$20.14	\$0.40	\$101.84
	2	\$164.00	\$123.71	\$2.47	\$40.29	\$0.79	\$167.27
	3	\$229.68	\$169.25	\$3.38	\$60.43	\$1.19	\$234.26
	4	\$295.35	\$214.77	\$4.30	\$80.58	\$1.59	\$301.23
	5	\$361.03	\$260.31	\$5.21	\$100.72	\$1.98	\$368.22
3	1	\$126.61	\$96.40	\$1.93	\$30.21	\$0.60	\$129.13
	2	\$211.45	\$151.02	\$3.02	\$60.43	\$1.19	\$215.66
	3	\$296.31	\$205.67	\$4.11	\$90.64	\$1.79	\$302.21
	4	\$364.49	\$243.62	\$4.87	\$120.87	\$2.38	\$371.74
	5	\$462.99	\$311.91	\$6.24	\$151.08	\$2.98	\$472.20
4	1	\$162.85	\$122.56	\$2.45	\$40.29	\$0.79	\$166.09
	2	\$276.01	\$195.43	\$3.91	\$80.58	\$1.59	\$281.51
	3	\$389.15	\$268.28	\$5.37	\$120.87	\$2.38	\$396.90
	4	\$502.29	\$341.13	\$6.82	\$161.16	\$3.17	\$512.29
	5	\$615.43	\$413.99	\$8.28	\$201.44	\$3.97	\$627.68

Franchise Area 13

Rate Adjustment Schedule for FY 2017-18

Blythe - Comprehensive

bin size (cu. yd.)	frequency						
1.5	1	\$71.90	\$56.79	\$1.14	\$15.11	\$0.30	\$73.33
	2	\$131.53	\$101.32	\$2.03	\$30.21	\$0.60	\$134.15
	3	\$190.53	\$145.21	\$2.90	\$45.32	\$0.89	\$194.33
	4	\$249.52	\$189.09	\$3.78	\$60.43	\$1.19	\$254.49
	5	\$311.00	\$235.46	\$4.71	\$75.54	\$1.49	\$317.20
2	1	\$96.70	\$76.56	\$1.53	\$20.14	\$0.40	\$98.63
	2	\$159.50	\$119.21	\$2.38	\$40.29	\$0.79	\$162.68
	3	\$223.76	\$163.33	\$3.27	\$60.43	\$1.19	\$228.22
	4	\$288.00	\$207.42	\$4.15	\$80.58	\$1.59	\$293.74
	5	\$354.94	\$254.22	\$5.08	\$100.72	\$1.98	\$362.01
3	1	\$121.78	\$91.57	\$1.83	\$30.21	\$0.60	\$124.21
	2	\$203.91	\$143.48	\$2.87	\$60.43	\$1.19	\$207.97
	3	\$285.90	\$195.26	\$3.91	\$90.64	\$1.79	\$291.59
	4	\$352.31	\$231.44	\$4.63	\$120.87	\$2.38	\$359.32
	5	\$450.62	\$299.54	\$5.99	\$151.08	\$2.98	\$459.59
4	1	\$156.73	\$116.44	\$2.33	\$40.29	\$0.79	\$159.85
	2	\$266.23	\$185.65	\$3.71	\$80.58	\$1.59	\$271.53
	3	\$375.73	\$254.86	\$5.10	\$120.87	\$2.38	\$383.21
	4	\$485.24	\$324.08	\$6.48	\$161.16	\$3.17	\$494.90
	5	\$599.01	\$397.57	\$7.95	\$201.44	\$3.97	\$610.93

Franchise Area 13

Rate Adjustment Schedule for FY 2017-18

Commercial Services Ripley

bin size (cu. yd.)

frequency

1.5	1	\$78.04	\$62.93	\$1.26	\$15.11	\$0.30	\$79.60
	2	\$135.99	\$105.78	\$2.12	\$30.21	\$0.60	\$138.70
	3	\$193.57	\$148.25	\$2.96	\$45.32	\$0.89	\$197.43
	4	\$251.18	\$190.75	\$3.81	\$60.43	\$1.19	\$256.19
	5	\$308.79	\$233.25	\$4.66	\$75.54	\$1.49	\$314.94
2	1	\$102.24	\$82.10	\$1.64	\$20.14	\$0.40	\$104.28
	2	\$163.34	\$123.05	\$2.46	\$40.29	\$0.79	\$166.59
	3	\$224.48	\$164.05	\$3.28	\$60.43	\$1.19	\$228.95
	4	\$285.59	\$205.01	\$4.10	\$80.58	\$1.59	\$291.28
	5	\$346.72	\$246.00	\$4.92	\$100.72	\$1.98	\$353.62
3	1	\$140.83	\$110.62	\$2.21	\$30.21	\$0.60	\$143.64
	2	\$235.55	\$175.12	\$3.50	\$60.43	\$1.19	\$240.24
	3	\$321.93	\$231.29	\$4.63	\$90.64	\$1.79	\$328.34
	4	\$393.12	\$272.25	\$5.45	\$120.87	\$2.38	\$400.95
	5	\$463.57	\$312.49	\$6.25	\$151.08	\$2.98	\$472.80
4	1	\$167.33	\$127.04	\$2.54	\$40.29	\$0.79	\$170.66
	2	\$260.01	\$179.43	\$3.59	\$80.58	\$1.59	\$265.19
	3	\$352.67	\$231.80	\$4.64	\$120.87	\$2.38	\$359.69
	4	\$445.33	\$284.17	\$5.68	\$161.16	\$3.17	\$454.19
	5	\$537.99	\$336.55	\$6.73	\$201.44	\$3.97	\$548.69
6	1	\$206.59	\$146.16	\$2.92	\$60.43	\$1.19	\$210.70
	2	\$314.86	\$193.99	\$3.88	\$120.87	\$2.38	\$321.12
	3	\$423.12	\$241.82	\$4.84	\$181.30	\$3.57	\$431.53
	4	\$531.41	\$289.68	\$5.79	\$241.73	\$4.76	\$541.97
	5	\$639.69	\$337.52	\$6.75	\$302.17	\$5.95	\$652.39

Franchise Area 13

Rate Adjustment Schedule for FY 2017-18

Ripley: Comprehensive

bin size (cu. yd.)	frequency						
1.5	1	\$75.22	\$60.11	\$1.20	\$15.11	\$0.30	\$76.72
	2	\$130.68	\$100.47	\$2.01	\$30.21	\$0.60	\$133.28
	3	\$186.17	\$140.85	\$2.82	\$45.32	\$0.89	\$189.88
	4	\$241.64	\$181.21	\$3.62	\$60.43	\$1.19	\$246.45
	5	\$297.12	\$221.58	\$4.43	\$75.54	\$1.49	\$303.04
2	1	\$98.13	\$77.99	\$1.56	\$20.14	\$0.40	\$100.09
	2	\$157.20	\$116.91	\$2.34	\$40.29	\$0.79	\$160.33
	3	\$216.28	\$155.85	\$3.12	\$60.43	\$1.19	\$220.59
	4	\$275.34	\$194.76	\$3.90	\$80.58	\$1.59	\$280.82
	5	\$334.43	\$233.71	\$4.67	\$100.72	\$1.98	\$341.09
3	1	\$135.29	\$105.08	\$2.10	\$30.21	\$0.60	\$137.99
	2	\$226.78	\$166.35	\$3.33	\$60.43	\$1.19	\$231.30
	3	\$310.36	\$219.72	\$4.39	\$90.64	\$1.79	\$316.54
	4	\$379.51	\$258.64	\$5.17	\$120.87	\$2.38	\$387.06
	5	\$447.96	\$296.88	\$5.94	\$151.08	\$2.98	\$456.87
4	1	\$160.97	\$120.68	\$2.41	\$40.29	\$0.79	\$164.18
	2	\$251.05	\$170.47	\$3.41	\$80.58	\$1.59	\$256.05
	3	\$341.08	\$220.21	\$4.40	\$120.87	\$2.38	\$347.87
	4	\$431.12	\$269.96	\$5.40	\$161.16	\$3.17	\$439.69
	5	\$521.16	\$319.72	\$6.39	\$201.44	\$3.97	\$531.52
6	1	\$199.26	\$138.83	\$2.78	\$60.43	\$1.19	\$203.23
	2	\$305.18	\$184.31	\$3.69	\$120.87	\$2.38	\$311.25
	3	\$411.04	\$229.74	\$4.59	\$181.30	\$3.57	\$419.21
	4	\$516.95	\$275.22	\$5.50	\$241.73	\$4.76	\$527.22
	5	\$622.81	\$320.64	\$6.41	\$302.17	\$5.95	\$635.18

Franchise Area 13

Rate Adjustment Schedule for FY 2017-18

Desert Center: Regular

bin size (cu. yd.)	frequency						
1.5	1	\$74.90	\$59.79	\$1.20	\$15.11	\$0.30	\$76.39
2	1	\$99.85	\$79.71	\$1.59	\$20.14	\$0.40	\$101.84
3	1	\$126.61	\$96.40	\$1.93	\$30.21	\$0.60	\$129.13
4	1	\$162.85	\$122.56	\$2.45	\$40.29	\$0.79	\$166.09

Desert Center: State Agencies

bin size (cu. yd.)	frequency						
3	1	\$197.66	\$167.45	\$0.00	\$30.21	\$0.60	\$198.26
4	1	\$233.81	\$193.52	\$0.00	\$40.29	\$0.79	\$234.60

Comprehensive

3	1	\$190.76	\$160.55	\$0.00	\$30.21	\$0.60	\$191.36
4	1	\$226.09	\$185.80	\$0.00	\$40.29	\$0.79	\$226.88

Commercial Bin Delivery \$54.77 \$54.77 \$1.10 **\$55.87**

Roll Off Service Delivery \$118.41 \$118.41 \$2.37 **\$120.78**

 10 yd \$395.72 \$395.72 \$7.91 **\$403.63** Plus landfill

 30 yd \$395.72 \$395.72 \$7.91 **\$403.63** Plus landfill

 40 yd \$395.72 \$395.72 \$7.91 **\$403.63** Plus landfill

Franchise Area 13

Rate Adjustment Schedule for FY 2017-18

Compactor		\$472.18	\$472.18	\$9.44			\$481.62 Plus landfill
Extra Pick-ups							
truck on site	3yd	\$51.02	\$44.04	\$0.88	\$6.98	\$0.14	\$52.04
truck on site	4 yd	\$65.52	\$56.22	\$1.12	\$9.30	\$0.18	\$66.83
special trip	3yd	\$73.49	\$66.51	\$1.33	\$6.98	\$0.14	\$74.96
special trip	4yd	\$87.98	\$78.68	\$1.57	\$9.30	\$0.18	\$89.74
Clean Up Containers							
Delivery charge		\$21.84	\$18.74	\$0.37	\$3.10	\$0.06	\$22.28
3yd, 2wks, 2 pick ups		\$109.52	\$95.53	\$1.91	\$13.99	\$0.28	\$111.71
4yd, 2wks, 2 pick ups		\$146.02	\$127.37	\$2.55	\$18.65	\$0.37	\$148.93
Bin Locking							
Bin Locking devise		\$52.46	\$52.46	\$1.05			\$53.51
Bin exchange per customer		\$74.96	\$74.96	\$1.50			\$76.46
Bin exchange required maintenance		\$74.96	\$74.96	\$1.50			\$76.46
Weekly Locking Bin Service Charges							
1 per week		\$12.99	\$12.99	\$0.26			\$13.25
2 per week		\$25.96	\$25.96	\$0.52			\$26.48
3 per week		\$38.96	\$38.96	\$0.78			\$39.74
4 per week		\$51.92	\$51.92	\$1.04			\$52.96
5 per week		\$64.90	\$64.90	\$1.30			\$66.20
6 per week		\$77.88	\$77.88	\$1.56			\$79.44
Commercial Bin Recycling Contamination		\$72.70	\$72.70	\$1.45			\$74.15
Commercial Bin Overage		\$41.53	\$41.53	\$0.83			\$42.36
New Account Set up		\$27.04	\$27.04	\$0.54			\$27.58
Re-delivery for Delinquent Res. Accts		\$51.92	\$51.92	\$1.04			\$52.96
Re-delivery for Delinquent Comm. Accts		\$77.89	\$77.89	\$1.56			\$79.45
Tax Assessment Fee		\$31.50	\$31.50	\$0.63			\$32.13

Area 1A

Commercial Organics Service Current Total Current Service Adjustment to Service Processing Adjustment to Processing Adjusted Total
 (Both Comprehensive and Non-comprehensive)

bin size (cu. yd.)	frequency						
64 Gallon	1						\$36.97
	2						\$73.94
	3						\$110.91
	4						\$147.88
	5						\$184.84
2 Yard	1						\$205.50
	2						\$411.01
	3						\$616.54
	4						\$822.05
	5						\$1,027.54

Area 1B

Commercial Organics Service Current Total Current Service Adjustment to Service Processing Adjustment to Processing Adjusted Total
 (Both Comprehensive and Non-comprehensive)

bin size (cu. yd.) frequency

bin size (cu. yd.)	frequency	Current Total	Current Service	Adjustment to Service	Processing	Adjustment to Processing	Adjusted Total
64 Gallon	1						\$36.97
	2						\$73.94
	3						\$110.91
	4						\$147.88
	5						\$184.84
2 Yard	1						\$205.50
	2						\$411.01
	3						\$616.54
	4						\$822.05
	5						\$1,027.54

Area 1C

Commercial Organics Service Current Total Current Service Adjustment to Service Processing Adjustment to Processing Adjusted Total
 (Both Comprehensive and Non-comprehensive)

bin size (cu. yd.) frequency

64 Gallon	1						\$36.97
	2						\$73.94
	3						\$110.91
	4						\$147.88
	5						\$184.84
2 Yard	1						\$205.50
	2						\$411.01
	3						\$616.54
	4						\$822.05
	5						\$1,027.54

Area 3

Commercial Organics Service Current Total Current Service Adjustment to Service Processing Adjustment to Processing Adjusted Total
 (Both Comprehensive and Non-comprehensive)

bin size (cu. yd.) frequency

64 Gallon	1						\$36.97
	2						\$73.94
	3						\$110.91
	4						\$147.88
	5						\$184.84
2 Yard	1						\$205.50
	2						\$411.01
	3						\$616.54
	4						\$822.05
	5						\$1,027.54

Area 4A

Commercial Organics Service
 (Both Comprehensive and Non-comprehensive)

		Current Total	Current Service	Adjustment to Service	Processing	Adjustment to Processing	Adjusted Total
64 Gallon	1						\$36.97
	2						\$73.94
	3						\$110.91
	4						\$147.88
	5						\$184.84
2 Yard	1						\$205.50
	2						\$411.01
	3						\$616.54
	4						\$822.05
	5						\$1,027.54

Area 4B

Commercial Organics Service Current Total Current Service Adjustment to Service Processing Adjustment to Processing Adjusted Total

(Both Comprehensive and Non-comprehensive)

bin size (cu. yd.) frequency

64 Gallon	1						\$36.97
	2						\$73.94
	3						\$110.91
	4						\$147.88
	5						\$184.84
2 Yard	1						\$205.50
	2						\$411.01
	3						\$616.54
	4						\$822.05
	5						\$1,027.54



OFFICE OF
CLERK OF THE BOARD OF SUPERVISORS
1ST FLOOR, COUNTY ADMINISTRATIVE CENTER
P.O. BOX 1147, 4080 LEMON STREET
RIVERSIDE, CA 92502-1147
PHONE: (951) 955-1060
FAX: (951) 955-1071

KECIA HARPER-IHEM
Clerk of the Board of Supervisors

KIMBERLY A. RECTOR
Assistant Clerk of the Board

June 21, 2017

PRESS ENTERPRISE
ATTN: LEGALS
P.O. BOX 792
RIVERSIDE, CA 92501

E-MAIL: legals@pe.com
FAX: (951) 368-9018

RE: NOTICE OF PUBLIC HEARING: Annual Rate Adjustment for Waste
Collection within Riverside County Waste Franchise Areas

To Whom It May Concern:

Attached is a copy for publication in your newspaper for **ONE (1) TIME on Sunday,
June 25, 2017.**

We require your affidavit of publication immediately upon completion of the last
publication.

Your invoice must be submitted to this office, WITH TWO CLIPPINGS OF THE
PUBLICATION.

NOTE: PLEASE COMPOSE THIS PUBLICATION INTO A SINGLE COLUMN FORMAT.

Thank you in advance for your assistance and expertise.

Sincerely,

Cecilia Gil

Board Assistant to:
KECIA HARPER-IHEM, CLERK OF THE BOARD

Gil, Cecilia

From: Legals <legals@pe.com>
Sent: Tuesday, June 20, 2017 4:32 PM
To: Gil, Cecilia
Subject: Re: FOR PUBLICATION: Res. 2017-061 Annual Rate Adjustment for Waste Collection

Received for publication on 6/25. Proof with cost to follow.

Nick Eller

4th Of July Deadlines

Pub Date	Deadline
7/4	6/29 @ 10:30 am
7/5	6/30 @ 10:30 am
7/6-7/7	7/3 @ 10:30 am

Legal Advertising Phone: **951-368-9222** / Fax: 951-368-9018 / E-mail: legals@pe.com

Deadline is 10:30 AM, three (3) business days prior to the date you would like to publish.

****Additional days required for larger ad sizes****

****Employees of The Press-Enterprise are not able to give legal advice of any kind****

The Press-Enterprise PE.com / La Prensa

On Tue, Jun 20, 2017 at 4:31 PM, Gil, Cecilia <CCGIL@rivco.org> wrote:

Attached is a Notice of Public Hearing, for publication on Sunday, June 25, 2017. Please confirm. THANK YOU!

Cecilia Gil

Board Assistant

Clerk of the Board of Supervisors

4080 Lemon St., 1st Floor, Room 127

Riverside, CA 92501

(951) 955-8464 Fax (951) 955-1071

Mail Stop# 1010

ccgil@rivco.org



OFFICE OF
CLERK OF THE BOARD OF SUPERVISORS
1ST FLOOR, COUNTY ADMINISTRATIVE CENTER
P.O. BOX 1147, 4080 LEMON STREET
RIVERSIDE, CA 92502-1147
PHONE: (909) 955-1060
FAX: (909) 955-1071

KECIA HARPER-IHEM
Clerk of the Board of Supervisors

KIMBERLY A. RECTOR
Assistant Clerk of the Board

June 21, 2017

THE DESERT SUN
ATTN: LEGALS
P.O. BOX 2734
PALM SPRINGS, CA 92263

E-MAIL: legals@thedesertsun.com
FAX: (760) 778-4731

RE: NOTICE OF PUBLIC HEARING: Annual Rate Adjustment for Waste
Collection within Riverside County Waste Franchise Areas

To Whom It May Concern:

Attached is a copy for publication in your newspaper for **ONE (1) TIME on Sunday, June 25, 2017.**

We require your affidavit of publication immediately upon completion of the last publication.

Your invoice must be submitted to this office, WITH TWO CLIPPINGS OF THE PUBLICATION.

NOTE: PLEASE COMPOSE THIS PUBLICATION INTO A SINGLE COLUMN FORMAT.

Thank you in advance for your assistance and expertise.

Sincerely,

Cecilia Gil

Board Assistant to:
KECIA HARPER-IHEM, CLERK OF THE BOARD

Gil, Cecilia

From: Email, TDS-Legals <legals@thedesertsun.com>
Sent: Wednesday, June 21, 2017 8:31 AM
To: Gil, Cecilia
Subject: RE: FOR PUBLICATION: Res. 2017-061 Annual Rate Adjustment for Waste Collection

Good Morning,

Ad received and will publish on date(s) requested.

Charlene Moeller | Customer Care Representative / Legals

The Desert Sun Media Group
750 N. Gene Autry Trail, Palm Springs, CA 92262
t 760.778.4578 | f 760.778.4528 e: legals@thedesertsun.com

Lobby hours are 9am-noon (closed for lunch) 1:30p-4pm

This email and any files transmitted with it are confidential and intended for the individual to whom they are addressed. If you have received this email in error, please notify the sender and delete the message from your system

From: Gil, Cecilia [<mailto:CCGIL@RIVCO.ORG>]
Sent: Tuesday, June 20, 2017 4:36 PM
To: Email, TDS-Legals <legals@thedesertsun.com>
Subject: FOR PUBLICATION: Res. 2017-061 Annual Rate Adjustment for Waste Collection

Good afternoon,

Attached is a Notice of Public Hearing, for publication on Sunday, June 25, 2017. Please confirm. THANK YOU!

Cecilia Gil

Board Assistant
Clerk of the Board of Supervisors
4080 Lemon St., 1st Floor, Room 127
Riverside, CA 92501
(951) 955-8464 Fax (951) 955-1071
Mail Stop# 1010
ccgil@rivco.org
<http://rivcocob.org/>



NOTICE OF PUBLIC HEARING BEFORE THE BOARD OF SUPERVISORS OF RIVERSIDE COUNTY

NOTICE IS HEREBY GIVEN that a public hearing at which all interested persons will be heard, will be held before the Board of Supervisors of Riverside County, California, on the 1st Floor Board Chambers, County Administrative Center, 4080 Lemon Street, Riverside, on **Tuesday, July 11, 2017, at 9:00 a.m.**, or as soon as possible thereafter, to consider the following Annual Rate Adjustment for Waste Collection within Riverside County Waste Franchise Areas:

RESOLUTION NO. 2017-061

**A RESOLUTION OF THE COUNTY OF RIVERSIDE ESTABLISHING WASTE HAULER FEES
FOR ALL FRANCHISE AREAS**

WHEREAS, California Government Code section 25827 authorizes the Board of Supervisors to prescribe terms and conditions for the collection of solid waste in the unincorporated areas of Riverside County; and

WHEREAS, California Public Resources Code section 40059 authorizes the County of Riverside to determine all aspects of solid waste handling which are of local concern, including whether the services are to be provided by nonexclusive franchise, and the charges and fees for such service; and

WHEREAS, Riverside County Ordinance 745 has established that a solid waste hauler, duly permitted or franchised by the County of Riverside pursuant to the provisions of Riverside County Ordinance No. 657, shall be entitled to payment for services rendered in the amounts as specified in a Resolution adopted by the Board of Supervisors; and

WHEREAS, the Board of Supervisors recognizes the benefits of entering into Waste Hauler Franchise Agreements for the efficiency of solid waste management; and

WHEREAS, the County of Riverside has entered into Waste Hauler Franchise Agreements with 4 waste haulers to cover Franchise Areas 1 through 13; and

WHEREAS, each Waste Collection Franchise Agreement covering Franchise Areas 1 through 13, contains a provision for an annual adjustment of the rates customers are charged based on the consumer price index ("CPI");

WHEREAS, the Board of Supervisors acknowledges the need for the CPI increase of the hauler fees to meet the needs of cost of living increase, and added costs of providing these services;

BE IT RESOLVED AND ORDERED that the Board of Supervisors of the County of Riverside, State of California, in regular session assembled on July 11, 2017, finds that the waste hauler fees in Franchise Areas 1-13 shall receive an increase, based on the CPI of 2% to the service component of their fees for fiscal year 2017-2018; Authorize the Department to revise the Exhibit F in Franchise Areas 7, 8 and 9 to be consistent with all other franchise Agreements, incorporate the new Organic Recycling Rates.

Any person wishing to testify in support of or in opposition may do so in writing between the date of this notice and the public hearing, or may appear and be heard at the time and place noted above. All written comments received prior to the public hearing will be submitted to the Board of Supervisors and the Board of Supervisors will consider such comments, in addition to any oral testimony, before making a decision on the proposed Annual Rate Adjustment for Waste Collection within County Waste Franchise Areas.

Alternative formats available upon request to individuals with disabilities. If you require reasonable accommodation, please contact Lisa Wagner at (951) 955-1063, 72 hours prior to the hearing.

Please send all written correspondence to: Clerk of the Board
4080 Lemon Street, 1st Floor
Post Office Box 1147
Riverside, CA 92502-1147

Dated: June 21, 2017

Kecia Harper-Ihem, Clerk of the Board
By: Cecilia Gil, Board Assistant

SUBMITTAL TO THE BOARD OF SUPERVISORS
COUNTY OF RIVERSIDE, STATE OF CALIFORNIA



ITEM
3.8
(ID # 3766)

MEETING DATE:

Tuesday, June 13, 2017

FROM : ENVIRONMENTAL HEALTH:

SUBJECT: ENVIRONMENTAL HEALTH: Scheduling a Public Hearing for the Annual Rate Adjustment for Waste Collection within Riverside County Waste Franchise Areas [\$0]. (Clerk to Advertise)(Set for Hearing July 11, 2017)

RECOMMENDED MOTION: That the Board of Supervisors:

1. Schedule the public hearing to receive public comments on the Annual Adjustment to the Waste Collection Rates within the County Franchise Areas; and
2. Direct the Clerk of the Board to advertise said public hearing for July 11, 2017 at the hour of 9:00 a.m. or as soon as possible thereafter; and
3. At the conclusion of the public hearing, adopt Resolution No. 2017-061 adjusting the rates by the Consumer Price Index (CPI), adding new rates for organic material recycling, and approving the language correction for the Franchise Agreements in Areas 7, 8 and 9.

ACTION: Policy, Clerk to Advertise, Set for Hearing




Steve Van Stockum, Director Environmental Health 5/22/2017

MINUTES OF THE BOARD OF SUPERVISORS

On motion of Supervisor Perez, seconded by Supervisor Tavaglione and duly carried by unanimous vote, IT WAS ORDERED that the above matter is approved as recommended, and is set for public hearing Tuesday, July 11, 2017, at 9:00 a.m. or as soon as possible thereafter.

Ayes: Jeffries, Tavaglione, Washington, Perez and Ashley
Nays: None
Absent: None
Date: June 13, 2017
xc: EDA, COB

Kecia Harper-Ihem
Clerk of the Board
By: 
Deputy

**SUBMITTAL TO THE BOARD OF SUPERVISORS COUNTY OF RIVERSIDE,
STATE OF CALIFORNIA**

FINANCIAL DATA	Current Fiscal Year:	Next Fiscal Year:	Total Cost:	Ongoing Cost
COST	\$ 0	\$ 0	\$ 0	\$ 0
NET COUNTY COST	\$ 0	\$ 0	\$ 0	\$ 0
SOURCE OF FUNDS:			Budget Adjustment:	No
			For Fiscal Year:	17/18

C.E.O. RECOMMENDATION: APPROVE

BACKGROUND:

Summary

Waste Collection Franchise Agreements covering most unincorporated portions of Riverside County were phased in between 1997 and 1998. Within each of the existing eleven Franchise Agreements is a provision for an annual adjustment of the rates effective each July. The franchise areas (Areas) are spread throughout the entire county unincorporated area and are present within each Supervisor's District.

This adjustment allows a pass through for any changes to landfill costs including the Alternative Daily Cover surcharge or transfer station fees, plus an increase based on Consumer Price Index (CPI) for the balance of the rate. There will also be the continued adjustment of fees charged in Desert Center due to the reduction of the County subsidy. Costs are adjusted by the CPI for the Los Angeles/Anaheim/Orange County, CA, as published by the United States Department of Labor, Bureau of Labor Statistics. The proposed rates were adjusted as delineated in the franchise agreement using a CPI of 2% for the twelve (12) month period January 2016 through December 2016.

The detailed rate calculation worksheets factoring in the CPI increase have been reviewed by the Riverside County Auditor Controller's Office for accuracy and is maintained by the Department of Environmental Health.

New Commercial Organic Recycling Fees

Assembly Bill 1826 passed in 2015 created a requirement for jurisdictions to provide organic recycling services to commercial accounts as part of a goal to reduce the amount of organic material going into landfills and to decrease the amount of methane gas being released at each landfill. Organic waste includes green waste, landscape and pruning waste and includes food waste of all types.

The 11 County Franchise agreements are covered by 4 waste hauling companies who will provide this service in the unincorporated areas. These programs are offered as an optional service to commercial customers that do not have their own organic recycling program. The organic recycling goals will be accomplished primarily by diverting the organic material from the landfill to composting sites or to a new state-of-the-art Anaerobic Digestion Facility operated by

**SUBMITTAL TO THE BOARD OF SUPERVISORS COUNTY OF RIVERSIDE,
STATE OF CALIFORNIA**

CR&R in Perris. The ACO is unable to verify the reasonableness of the proposed rates regarding organic recycling due to the fact that much of the data that would be used to calculate the rate is proprietary to CR&R and was not provided to either Environmental Health or the ACO. The new organic rates presented have been reviewed by Department of Environmental Health staff and have been determined to be similar in cost to those same services already approved in adjacent incorporated areas of the County.

Impact on Residents and Businesses

CPI Changes - The current typical residential accounts pay between \$18.28 and \$33.57 per month. The approval of the proposed 2% increase would result in an increase of between \$0.37 and \$0.67 per month. The typical commercial customer pays between \$71.90 and \$1,816.87 per month depending on the level of service and frequency requested. The proposed 2% increase would result in an increase of between \$1.44 and \$36.34 per month for commercial accounts.


Organic Recycling - The commercial service will be provided through a wide range of bin sizes. The services rates range from \$34.96 to \$1,187.56 a month.

The approval of this change will result in no cost to the County; implementation expenses are borne by the franchisee.


Franchise Agreements – CPI Language Correction

3 Franchise Agreements, Areas 7, 8 and 9 managed by CR&R, require a minor edit to the existing language in Exhibit F to make them consistent with the terms used in the remaining 8 agreements. The change effects only one sentence in the exhibit and is as follows:

“Said adjustment shall be no greater than the change in the Consumer Price Index for All Urban Consumers (CPI-U) for the Los Angeles/Anaheim/Riverside Metropolitan Area, ~~1986~~ Base (1982 - 84 = 100), as published by the United States Department of Labor, Bureau of Labor Statistics.”


Steve C. Horn

6/6/2017


Gregory V. Priamos, Director County Counsel

5/25/2017