

**SUBMITTAL TO THE BOARD OF SUPERVISORS  
COUNTY OF RIVERSIDE, STATE OF CALIFORNIA**



**ITEM**  
9.6  
(ID # 4328)

**MEETING DATE:**

Tuesday, July 11, 2017

**FROM :** TLMA-TRANSPORTATION:


**SUBJECT:** TRANSPORTATION AND LAND MANAGEMENT AGENCY/ TRANSPORTATION:

Public Hearing - Landscaping and Lighting Maintenance District No. 89-1-Consolidated (L&LMD No. 89 1 C), Unincorporated Countywide Zones and Street Lighting Zones. All Districts [\$1,596,413 - Annual]; L&LMD No. 89 1 C - 100% (3.44 of 06/20/2017)

**RECOMMENDED MOTION:** That the Board of Supervisors:

1. Adopt Resolution No. 2017-071 a Resolution of the County of Riverside confirming the diagram and assessment for Zones 1, 3, 8, 10, 11, 15, 19, 24, 26, 28, 29, 31, 36, 39, 43, 44, 45, 53, 55, 57, 58, 66, 68, 72, 74, 83, 84, 86, 87, 89, 91, 92, 94, 97, 100, 103, 109, 110, 112, 119, 123, 124, 135, 138, 145, 146, 148, 149, 152, 153, 154, 155, 157, 160, 161, 162, 164, 166, 168, 171, 172, 174, 175, 180, 187, 188, 190, 191, 192, 193 and 195, and Street Lighting Zones 2, 3, 4, 9, 11, 12, 13, 14, 16, 20, 21, 22, 25, 29, 30, 31, 36, 37, 38, 42, 43, 44, 45, 46, 47, 48, 52, 53, 54, 55, 56, 57, 58, 61, 64, 65, 66, 67, 68, 72, 74, 75, 76, 78, 81, 82, 85, 89, 95, 97, 99, 101, 103, 104, 107, 108, 109 and 110 of L&LMD No. 89-1-C and levying assessments on all assessable lots and parcels of land therein for fiscal year 2017-18.

**ACTION:** Policy

  
Patricia Komo, Director of Transportation 6/19/2017

---

**MINUTES OF THE BOARD OF SUPERVISORS**

On motion of Supervisor Perez, seconded by Supervisor Jeffries and duly carried by unanimous vote, IT WAS ORDERED that the above matter is approved as recommended.

Ayes: Jeffries, Tavaglione, Washington, Perez and Ashley  
Nays: None  
Absent: None  
Date: July 11, 2017  
xc: Transp.

Kecia Harper-Ihem  
Clerk of the Board

By:   
Deputy

**SUBMITTAL TO THE BOARD OF SUPERVISORS COUNTY OF RIVERSIDE,  
STATE OF CALIFORNIA**

| <b>FINANCIAL DATA</b>   | <b>Current Fiscal Year:</b> | <b>Next Fiscal Year:</b> | <b>Total Cost:</b>            | <b>Ongoing Cost</b> |
|---|-----------------------------|--------------------------|-------------------------------|---------------------|
| <b>COST</b>   | \$ 0                        | \$ 1,596,413             | N/A                           | \$1,596,413         |
| <b>NET COUNTY COST</b>  | \$ 0                        | \$ 0                     | \$ 0                          | \$ 0                |
| <b>SOURCE OF FUNDS:</b> L&LMD No. 89-1-C – 100%. There are no General Funds used in this project. |                             |                          | <b>Budget Adjustment: N/A</b> |                     |
|   |                             |                          | <b>For Fiscal Year: 17/18</b> |                     |

**C.E.O. RECOMMENDATION:** Approve

**BACKGROUND:**

At the direction of the County of Riverside Board of Supervisors, L&LMD No. 89-1-C was formed in 1994 by Resolution No. 94-389 and authorized to levy an annual assessment to pay for the installation and maintenance of landscaping and streetlights within L&LMD No. 89-1-C. Since that date, L&LMD No. 89-1-C has approved and included the following improvements such as the maintenance and servicing of landscaping, trails, fossil filters, bio-swales, streetlights, traffic signals, bridge lights, and graffiti abatement, all zone specific.

The combined Annual Engineer's Report for fiscal year 2017-2018 was prepared in compliance with the requirement of Article 4, Chapter, 1, of the Landscaping and Lighting Act of 1972, which is Part 2, Division 15 of the California Streets and Highways Code. The County initiates proceedings for the annual levy of assessments by passing a resolution, which proposes the annual levy under the Landscaping and Lighting Act of 1972. This resolution also describes the improvements, describes the location of the District and finally orders an engineer, who is a registered professional engineer, certified by the State of California, to prepare and file a detailed report.

In November 1996, California voters passed Proposition 218, Right to Vote on Taxes Act which added Articles XIII C and XIII D to the California Constitution, new procedures must be followed to levy annual assessments under the Landscaping and Lighting Act of 1972. A County may levy annual assessments for an assessment district after complying with the requirements of the Landscaping and Lighting Act of 1972, and the provisions of Proposition 218 Right to Vote on Taxes Act.

The proposed assessments for Zones 1, 3, 8, 10, 11, 15, 19, 24, 26, 28, 29, 31, 36, 39, 43, 44, 45, 53, 55, 57, 58, 66, 68, 72, 74, 83, 84, 86, 87, 89, 91, 92, 94, 97, 100, 103, 109, 110, 112, 119, 123, 124, 135, 138, 145, 146, 148, 149, 152, 153, 154, 155, 157, 160, 161, 162, 164, 166, 168, 171, 172, 174, 175, 180, 187, 188, 190, 191, 192, 193 and 195, and Street Lighting Zones 2, 3, 4, 9, 11, 12, 13, 14, 16, 20, 21, 22, 25, 29, 30, 31, 36, 37, 38, 42, 43, 44, 45, 46, 47, 48, 52, 53, 54, 55, 56, 57, 58, 61, 64, 65, 66, 67, 68, 72, 74, 75, 76, 78, 81, 82, 85, 89, 95, 97, 99, 101, 103, 104, 107, 108, 109 and 110 of L&LMD No. 89-1-C are described in Attachment A.

Pursuant to the Landscaping and Lighting Act of 1972 and Resolution No. 2017-118, a public hearing was held on July 11, 2017 to receive testimony regarding the assessment levy for fiscal

**SUBMITTAL TO THE BOARD OF SUPERVISORS COUNTY OF RIVERSIDE,  
STATE OF CALIFORNIA**

year 2017-18 for Zones 1, 3, 8, 10, 11, 15, 19, 24, 26, 28, 29, 31, 36, 39, 43, 44, 45, 53, 55, 57, 58, 66, 68, 72, 74, 83, 84, 86, 87, 89, 91, 92, 94, 97, 100, 103, 109, 110, 112, 119, 123, 124, 135, 138, 145, 146, 148, 149, 152, 153, 154, 155, 157, 160, 161, 162, 164, 166, 168, 171, 172, 174, 175, 180, 187, 188, 190, 191, 192, 193 and 195, and Street Lighting Zones 2, 3, 4, 9, 11, 12, 13, 14, 16, 20, 21, 22, 25, 29, 30, 31, 36, 37, 38, 42, 43, 44, 45, 46, 47, 48, 52, 53, 54, 55, 56, 57, 58, 61, 64, 65, 66, 67, 68, 72, 74, 75, 76, 78, 81, 82, 85, 89, 95, 97, 99, 101, 103, 104, 107, 108, 109 and 110 of L&LMD No. 89 1 C. Notice of the public hearing was given by publication of a certified copy of Resolution No. 2016-118 in The Press Enterprise at least ten (10) days prior to the public hearing date of July 11, 2017.

Adoption of Resolution No. 2017-071 confirms the assessment levy, as indicated in the Engineer's Report for fiscal year 2017-2018 for L&LMD No. 89-1-C and orders the placement of the annual assessment on the County of Riverside's Assessment Roll.

**Impact on Residents and Businesses**

L&LMD No. 89-1-C is a County-wide district, however, only the property owners within the boundaries of each Zone within L&LMD No. 89-1-C are impacted by the assessments collected for the maintenance of the improvements within these zones, as described in Attachment A and the Engineer's Report.

Depending on the time the Zones were annexed into L&LMD No. 89-1-C, and the type of improvements, the mailed assessment ballot proposition approved by the property owners provides for these assessment and that either no inflation factor was established (Zones 1 and 3), a two percent (2%) inflation factor was established, or the annual assessment may be increased each year by the greater of two percent (2%) or the cumulative percentage increase, if any, in the Consumer Price Index (CPI-U), or the Consumer Price Index for electricity (CPI-U "for electricity"), for the Los Angeles-Riverside-Orange County California Standard Metropolitan Statistical Area (the "Index") as the Index stands as of March of each calendar year.

**SUPPLEMENTAL:**

**Additional Fiscal Information**

The annual budget for fiscal year 2017-2018 totals \$1,596,413. For Fiscal Year 2017-2018 the inflation factor, when appropriate, will be two percent (2%).

The inflation factor affects the maximum assessment, which is the maximum allowable assessment to be placed on a parcel, acre, or equivalent dwelling unit (EDU) within the L&LMD No. 89-1-C. Zones may be assessed at the maximum assessment if needed, however some zones are assessed less depending on overall annual maintenance costs and existing reserves, if any.

**Contract History and Price Reasonableness**

N/A


SUBMITTAL TO THE BOARD OF SUPERVISORS COUNTY OF RIVERSIDE,  
STATE OF CALIFORNIA

ATTACHMENTS:

- A. Resolution No. 2017-071
- B. Attachment A

  
Dale Gardner

6/22/2017

  
Tina Grande, Principal Management Analyst

6/29/2017

  
Gregory H. Priapos, Director County Counsel

6/22/2017

2 RESOLUTION NO. 2017-071

3 RESOLUTION OF THE BOARD OF SUPERVISORS CONFIRMING THE DIAGRAM AND  
 4 ASSESSMENT FOR ZONES 1, 3, 8, 10, 11, 15, 19, 24, 26, 28, 29, 31, 36, 39, 43, 44, 45,  
 5 53, 55, 57, 58, 66, 68, 72, 74, 83, 84, 86, 87, 89, 91, 92, 94, 97, 100, 103, 109, 110, 112,  
 6 119, 123, 124, 135, 138, 145, 146, 148, 149, 152, 153, 154, 155, 157, 160, 161, 162, 164,  
 7 166, 168, 171, 172, 174, 175, 180, 187, 188, 190, 191, 192, 193 AND 195, AND STREET  
 8 LIGHTING ZONES 2, 3, 4, 9, 11, 12, 13, 14, 16, 20, 21, 22, 25, 29, 30, 31, 36, 37, 38, 42,  
 9 43, 44, 45, 46, 47, 48, 52, 53, 54, 55, 56, 57, 58, 61, 64, 65, 66, 67, 68, 72, 74, 75, 76, 78,  
 10 81, 82, 85, 89, 95, 97, 99, 101, 103, 104, 107, 108, 109 AND 110 OF  
 11 LANDSCAPING AND LIGHTING MAINTENANCE DISTRICT NO. 89-1-CONSOLIDATED  
 12 OF THE COUNTY OF RIVERSIDE AND LEVYING ASSESSMENTS ON ALL  
 13 LOTS AND PARCELS OF LAND THEREIN FOR FISCAL YEAR 2017-18

14 WHEREAS, on June 27, 2017, the Board of Supervisors (hereinafter the "Board of Supervisors") of  
 15 the County of Riverside (hereinafter the "County"), adopted Resolution No. 2017-070, pursuant to Section  
 16 22624 of the Streets and Highways Code (hereinafter the "Streets and Highways Code"), which among  
 17 other things, scheduled a public hearing on the annual levy and collection of assessments on all lots and  
 18 parcels of assessable land in 71 Assessment Zones (hereinafter "Zone 1", "Zone 3", "Zone 8", "Zone 10",  
 19 "Zone 11", "Zone 15", "Zone 19", "Zone 24", "Zone 26", "Zone 28", "Zone 29", "Zone 31", "Zone 36",  
 20 "Zone 39", "Zone 43", "Zone 44", "Zone 45", "Zone 53", "Zone 55", "Zone 57", "Zone 58", "Zone 66",  
 21 "Zone 68", "Zone 72", "Zone 74", "Zone 83", "Zone 84", "Zone 86", "Zone 87", "Zone 89", "Zone 91",  
 22 "Zone 92", "Zone 94", "Zone 97", "Zone 100", "Zone 103", "Zone 109", "Zone 110", "Zone 112", "Zone 119",  
 23 "Zone 123", "Zone 124", "Zone 135", "Zone 138", "Zone 145", "Zone 146", "Zone 148", "Zone 149",  
 24 "Zone 152", "Zone 153", "Zone 154", "Zone 155", "Zone 157", "Zone 160", "Zone 161", "Zone 162",  
 25 "Zone 164", "Zone 166", "Zone 168", "Zone 171", "Zone 172", "Zone 174", "Zone 175", "Zone 180",  
 26 "Zone 187", "Zone 188", "Zone 190", "Zone 191", "Zone 192", "Zone 193", and "Zone 195", and collectively  
 27 "Zones"); and 58 Street Lighting Assessment Zones (hereinafter "Street Lighting Zone 2", "Street Lighting  
 28 Zone 3", "Street Lighting Zone 4", "Street Lighting Zone 9", "Street Lighting Zone 11", "Street Lighting  
 Zone 12", "Street Lighting Zone 13", "Street Lighting Zone 14", "Street Lighting Zone 16", "Street Lighting  
 Zone 20", "Street Lighting Zone 21", "Street Lighting Zone 22", "Street Lighting Zone 25", "Street Lighting  
 Zone 29", "Street Lighting Zone 30", "Street Lighting Zone 31", "Street Lighting Zone 36", "Street Lighting  
 Zone 37", "Street Lighting Zone 38", "Street Lighting Zone 42", "Street Lighting Zone 43", "Street Lighting

FORM APPROVED COUNTY COUNSEL  
 BY *Dale A Gardner* 6/22/17  
 DATE  
 DALE A. GARDNER

JUL 11 2017 *A.L.*

1 Zone 44", "Street Lighting Zone 45", "Street Lighting Zone 46", "Street Lighting Zone 47", "Street Lighting  
2 Zone 48", "Street Lighting Zone 52", "Street Lighting Zone 53", "Street Lighting Zone 54", "Street Lighting  
3 Zone 55", "Street Lighting Zone 56", "Street Lighting Zone 57", "Street Lighting Zone 58", "Street Lighting  
4 Zone 61", "Street Lighting Zone 64", "Street Lighting Zone 65", "Street Lighting Zone 66", "Street Lighting  
5 Zone 67", "Street Lighting Zone 68", "Street Lighting Zone 72", "Street Lighting Zone 74", "Street Lighting  
6 Zone 75", "Street Lighting Zone 76", "Street Lighting Zone 78", "Street Lighting Zone 81", "Street Lighting  
7 Zone 82", "Street Lighting Zone 85", "Street Lighting Zone 89", "Street Lighting Zone 95", "Street Lighting  
8 Zone 97", "Street Lighting Zone 99", "Street Lighting Zone 101", "Street Lighting Zone 103", "Street Lighting  
9 Zone 104", "Street Lighting Zone 107", "Street Lighting Zone 108", "Street Lighting Zone 109" and "Street  
10 Lighting Zone 110", and collectively "Street Lighting Zones"); of Landscaping and Lighting Maintenance  
11 District No. 89-1-Consolidated (hereinafter "L&LMD No. 89-1-C") for FY 2017-18 to pay the costs of the  
12 installation and planting of landscaping; the installation of multi-purpose trails; the installation of fencing; the  
13 installation of fossil filters; the installation of irrigation or electrical facilities; and the maintenance and  
14 servicing of such landscaping, multi-purpose trail, fencing, fossil filter, streetlight, traffic signal, and bridge  
15 light improvements, including the provision of electricity for streetlights, traffic signals, and bridge lights, and  
16 graffiti abatement within the public rights-of-way, for July 11, 2017, at the meeting room of the Board of  
17 Supervisors at 4080 Lemon Street, 1<sup>st</sup> Floor, Riverside, California; and

18 **WHEREAS**, notice of said public hearing was duly published as required by Resolution No. 2017-  
19 070 and Section 22626(a) of the Streets and Highways code; and

20 **WHEREAS**, at the time and place of said public hearing, as set forth in Resolution No. 2017-070, the  
21 Board of Supervisors held the public hearing and afforded all interested persons an opportunity to testify  
22 and be heard, and considered all oral statements and all written protests or communications made or filed  
23 by any interested persons and at the conclusion of said hearing determined that a majority protest had not  
24 been received; and

25 **WHEREAS**, the Board of Supervisors may proceed, pursuant to Section 22631 of the Streets and  
26 Highways Code, to adopt a resolution confirming the diagram and assessment, either as originally  
27 proposed, or as changed by it, and the adoption of such a resolution shall constitute the levy of an  
28 assessment on all assessable lots and parcels of land within L&LMD No. 89-1-C for FY 2017-18.

1           **NOW, THEREFORE, BE IT RESOLVED, FOUND, DETERMINED, AND ORDERED** by the Board of  
2 Supervisors of the County assembled in regular session on July 11, 2017 as follows:

3           **Section 1. Findings.**     That the Board of Supervisors finds:

- 4           (a)     the preceding recitals are correct;
- 5           (b)     compliance has been had with all of the requirements of the Landscaping and Lighting Act of  
6                 1972, Part 2 (commencing with Section 22500) of Division 15 of the Streets and Highways  
7                 Code;
- 8           (c)     a majority protest to the annual levy for existing Zones 1, 3, 8, 10, 11, 15, 19, 24, 26, 28, 29,  
9                 31, 36, 39, 43, 44, 45, 53, 55, 57, 58, 66, 68, 72, 74, 83, 84, 86, 87, 89, 91, 92, 94, 97, 100,  
10                103, 109, 110, 112, 119, 123, 124, 135, 138, 145, 146, 148, 149, 152, 153, 154, 155, 157,  
11                160, 161, 162, 164, 166, 168, 171, 172, 174, 175, 180, 187, 188, 190, 191, 192, 193 and  
12                195, and Street Lighting Zones 2, 3, 4, 9, 11, 12, 13, 14, 16, 20, 21, 22, 25, 29, 30, 31, 36,  
13                37, 38, 42, 43, 44, 45, 46, 47, 48, 52, 53, 54, 55, 56, 57, 58, 61, 64, 65, 66, 67, 68, 72, 74,  
14                75, 76, 78, 81, 82, 85, 89, 95, 97, 99, 101, 103, 104, 107, 108, 109 and 110 of L&LMD No.  
15                89-1-C has not been filed;
- 16           (d)     the Board of Supervisors may proceed to adopt a resolution confirming the diagram and  
17                 assessment for L&LMD No. 89-1-C either as originally proposed or as changed by it; and the  
18                 assessments to be levied on the assessable lots and parcels of land in Zones 1, 3, 8, 10, 11,  
19                 15, 19, 24, 26, 28, 29, 31, 36, 39, 43, 44, 45, 53, 55, 57, 58, 66, 68, 72, 74, 83, 84, 86, 87,  
20                 89, 91, 92, 94, 97, 100, 103, 109, 110, 112, 119, 123, 124, 135, 138, 145, 146, 148, 149,  
21                 152, 153, 154, 155, 157, 160, 161, 162, 164, 166, 168, 171, 172, 174, 175, 180, 187, 188,  
22                 190, 191, 192, 193 and 195, and Street Lighting Zones 2, 3, 4, 9, 11, 12, 13, 14, 16, 20, 21,  
23                 22, 25, 29, 30, 31, 36, 37, 38, 42, 43, 44, 45, 46, 47, 48, 52, 53, 54, 55, 56, 57, 58, 61, 64,  
24                 65, 66, 67, 68, 72, 74, 75, 76, 78, 81, 82, 85, 89, 95, 97, 99, 101, 103, 104, 107, 108, 109  
25                 and 110 of L&LMD No. 89-1-C for the installation and planting of landscaping; the  
26                 installation of multi-purpose trails; the installation of fencing; the installation of fossil filters;  
27                 the installation of irrigation or electrical facilities; and the maintenance and servicing of such  
28                 landscaping, multi-purpose trails, fencing, fossil filters, streetlights, traffic signals, and bridge

lights, including the provision of electricity for streetlights, traffic signals, and bridge lights, and graffiti abatement; within the public rights-of-way in said district during FY 2017-18 contained in the report to the Director of Transportation which is on file with the Clerk of the Board of Supervisors (hereinafter the "Report") are based on benefits derived by such lots and parcels.

**Section 2. Authorized Improvements for Zones.** The improvements authorized for Zones 1, 3,

8, 10, 11, 15, 19, 24, 26, 28, 29, 31, 36, 39, 43, 45, 53, 57, 58, 66, 68, 74, 83, 84, 87, 91, 92, 97, 100, 103, 112, 119, 135, 138, 148, 152, 153, 154, 160, 161, 166, 171, 188 and 195 of L&LMD No. 89-1-C are:

- (a) The installation and planting of landscaping, including trees, shrubs, grass and other ornamental vegetation; and,
- (b) The installation of irrigation and electrical facilities; and
- (c) The maintenance or servicing of any of the foregoing.

In addition, Zones 11, 28, 29, 43, 74, 91, 92, 100, and 112 are authorized to provide the following:

- (a) Weed abatement and debris clean-up of multi-purpose trails;
- (b) Maintenance, repair and/or replacement of fencing.

In addition, Zones 74, 84, 91, 92, 97, 100, 103, 112, and 119 are authorized to provide the following:

- (a) Providing graffiti abatement services to walls and structures within the public right-of-way including incidental costs and expenses.

In addition, Zones 15, 19, 53, 57, 58, and 84 are authorized to provide the following:

- (a) Maintenance, repair and/or replacement of fossil filters within catch basins within the public right-of-way including incidental costs and expenses.

In addition, Zone 68 is authorized to provide the following:

- (a) Maintenance and servicing of bio-swales within the public right-of-way including the removal of petroleum hydrocarbons and other pollutants from water runoff.

In addition Zones 81, 135, 161, and 188 are authorized to provide the following:

- (a) Maintenance and servicing of traffic signals within the public right-of-way including incidental costs and expenses.

In addition, Zones 43, 58, 135, 148, 154, 160, 166 and 195 are authorized to provide the following:



- 1 (a) Maintenance and servicing of streetlights within the public right-of-ways including incidental  
2 costs and expenses.

3 **Section 3. Authorized Improvements for Zones.** The improvements authorized for Zones  
4 44, 55, 86, 89, 94, 110, 149, 162, 168, 172, 187, 190, 191 and 193 of L&LMD No. 89-1-C are:

- 5 (a) Maintenance, repair and/or replacement of fossil filters within catch basins within the public  
6 right-of-way including incidental costs and expenses.

7 In addition Zones 86, 89, 94, 149, 187, 191 and 193 are authorized to provide the following:

- 8 (a) Maintenance and servicing of streetlights within the public right-of-way including incidental  
9 costs and expenses.

10 In addition Zones 86, 149, 162, 172, 187, 172 are authorized to provide the following:

- 11 (a) Maintenance and servicing of traffic signals within the public right-of-way including incidental  
12 costs and expenses.

13 **Section 4. Authorized Improvements for Zones.** The improvements authorized for Zones 123,  
14 124, 145, 146, 155, 174, 175, 180, 187 and 192 of L&LMD No. 89-1-C are:

- 15 (a) Maintenance and servicing of traffic signals within the public right-of-way including incidental  
16 costs and expenses.

17 In addition Zones 123, 124, 146, 175, 180, and 187 are authorized to provide the following:

- 18 (a) Maintenance and servicing of streetlights within the public right-of-way including incidental  
19 costs and expenses.

20 **Section 5. Improvements.** The improvements authorized for Zones 157 and 164 of L&LMD No.  
21 89-1-C are:

- 22 (a) Maintenance and servicing of bio-swales within the public right-of-way including the removal  
23 of petroleum hydrocarbons and other pollutants from water runoff.

24 **Section 6. Authorized Improvements for Zones.** The improvements authorized for Street  
25 Lighting Zones 2, 3, 4, 9, 11, 12, 13, 14, 16, 20, 21, 22, 25, 29, 30, 31, 36, 37, 38, 42, 43, 44, 45, 46, 47, 48,  
26 52, 53, 54, 55, 56, 57, 58, 61, 64, 65, 66, 67, 68, 72, 74, 75, 76, 78, 81, 82, 85, 89, 95, 97, 99, 101, 103,  
27 104, 107, 108, 109 and 110 of L&LMD No. 89-1-C are:

1 (a) Maintenance and servicing of streetlights within the public right-of-way including incidental  
2 costs and expenses.

3 **Section 7. Confirmation of Report.** The Report and the assessment diagram and the  
4 assessment of the estimated costs of the installation, and maintenance and servicing of landscaping  
5 improvements, multi-purpose trails, fencing, fossil filters, streetlights, traffic signals, and bridge lights,  
6 including the provision of electricity for streetlights, traffic signals, and bridge lights, and graffiti abatement, in  
7 Zones 1, 3, 8, 10, 11, 15, 19, 24, 26, 28, 29, 31, 36, 39, 43, 44, 45, 53, 55, 57, 58, 66, 68, 72, 74, 83, 84, 86,  
8 87, 89, 91, 92, 94, 97, 100, 103, 109, 110, 112, 119, 123, 124, 135, 138, 145, 146, 148, 149, 152, 153, 154,  
9 155, 157, 160, 161, 162, 164, 166, 168, 171, 172, 174, 175, 180, 187, 188, 190, 191, 192, 193 and 195,  
10 and Street Lighting Zones 2, 3, 4, 9, 11, 12, 13, 14, 16, 20, 21, 22, 25, 29, 30, 31, 36, 37, 38, 42, 43, 44, 45,  
11 46, 47, 48, 52, 53, 54, 55, 56, 57, 58, 61, 64, 65, 66, 67, 68, 72, 74, 75, 76, 78, 81, 82, 85, 89, 95, 97, 99,  
12 101, 103, 104, 107, 108, 109 and 110 of L&LMD No. 89-1-C for FY 2017-18 contained in the Report are  
13 confirmed.

14 **Section 8. Levy of Assessment.** Pursuant to Section 22631 of the Streets and Highways Code,  
15 the adoption of this resolution constitutes the levy of the assessment for the installation, and maintenance  
16 and servicing improvements in Zones 1, 3, 8, 10, 11, 15, 19, 24, 26, 28, 29, 31, 36, 39, 43, 44, 45, 53, 55,  
17 57, 58, 66, 68, 72, 74, 83, 84, 86, 87, 89, 91, 92, 94, 97, 100, 103, 109, 110, 112, 119, 123, 124, 135, 138,  
18 145, 146, 148, 149, 152, 153, 154, 155, 157, 160, 161, 162, 164, 166, 168, 171, 172, 174, 175, 180, 187,  
19 188, 190, 191, 192, 193 and 195, and Street Lighting Zones 2, 3, 4, 9, 11, 12, 13, 14, 16, 20, 21, 22, 25, 29,  
20 30, 31, 36, 37, 38, 42, 43, 44, 45, 46, 47, 48, 52, 53, 54, 55, 56, 57, 58, 61, 64, 65, 66, 67, 68, 72, 74, 75,  
21 76, 78, 81, 82, 85, 89, 95, 97, 99, 101, 103, 104, 107, 108, 109 and 110 of L&LMD No. 89-1-C for FY 2017-  
22 18 contained in the Report, and such assessment is levied. The Clerk of the Board of Supervisors is  
23 directed to file a certified copy of this resolution, together with the diagram and assessment contained in the  
24 Report with the County Auditor of the County of Riverside, who, pursuant to Section 22645 of Streets and  
25 Highways Code, shall enter on the County Assessment Roll opposite each lot or parcel of land the amount  
26 assessed thereupon, as shown in said assessment.

27 **Section 9. Effective Date.** This Resolution shall take effect from and after its date of adoption.  
28

2 **RESOLUTION 2017-071**

3 **RESOLUTION OF THE BOARD OF SUPERVISORS CONFIRMING THE DIAGRAM AND  
4 ASSESSMENT FOR ZONES**

5 **1,3,8,10,11,15,19,24,26,28,29,31,36,39,43,44,45,53,55,57,58,66,68,72,74,83,84,86,87,89,91,92  
6 ,94,97,100,103,109,110,112,119,123,124,135,138,145,146,148,149,152,153,154,155,157,160,1  
7 61,162,164,,166,168,171,172,174,175,180,187,188,190,191,192,193 AND 195, AND STREET  
8 LIGHTING ZONES**

9 **2,3,4,9,11,12,13,14,16,20,21,22,25,29,30,31,36,37,38,42,43,44,45,46,47,48,52,53,54,55,56,57,  
10 58,61,64,65,66,67,68,72,74,75,76,78,81,82,85,89,9,5,97,99,101,103,104,107,108,109 AND 110  
11 OF LANDSCAPING AND LIGHTING MAINTENANCE DISTRICT NO. 89-1 CONSOLIDATED  
12 OF THE COUNTY OF RIVERSIDE AND LEVYING ASSESSMENTS ON ALL  
13 LOTS AND PARCELS OF LAND THEREIN FOR FISCAL YEAR 2017-18**


14 ADOPTED by Riverside County Board of Supervisors on July 11, 2017.

15 **ROLL CALL:**

16 **Ayes: Jeffries, Tavaglione, Washington, Perez and Ashley**  
17 **Nays: None**  
18 **Absent: None**

19 The foregoing is certified to be a true copy of a resolution duly adopted by said Board of  
20 Supervisors on the date therein set forth.

21 **KECIA HARPER-IHEM, Clerk of said Board**

22 By:   
23 Deputy

## ATTACHMENT A

The District contains 71 separate zones of benefits and 58 street lighting zones of benefits:

- Zone 1 – Bermuda Dunes area
- Zone 3 – Menifee, Sun City, and Nuevo area
- Zone 8 – Home Gardens area
- Zone 10 – Glen Ivy Hot Springs area
- Zone 11 – Woodcrest area
- Zone 15 – La Sierra area
- Zone 19 – Murrieta Hot Springs area
- Zone 24 – Temecula area
- Zone 26 – Woodcrest area
- Zone 28 – West Elsinore area
- Zone 29 – Lakeland Village area
- Zone 31 – Hemet area
- Zone 36 – Thermal area
- Zone 39 – Mead Valley area
- Zone 43 – El Cerrito area
- Zone 44 – Menifee area
- Zone 45 – Lake Hills area
- Zone 53 – French Valley area
- Zone 55 – French Valley area
- Zone 57 – Rancho California area
- Zone 58 – Woodcrest area
- Zone 66 – Homeland area
- Zone 68 – Woodcrest area
- Zone 72 – Highgrove area
- Zone 74 – Lakehills, Riverside, and Woodcrest area
- Zone 83 – Bermuda Dunes and Del Web Sun City area
- Zone 84 – Mead Valley area
- Zone 86 – Winchester area
- Zone 87 – Thousand Palms area
- Zone 89 – Mead Valley area
- Zone 91 – East Hemet area
- Zone 92 – Thermal area
- Zone 94 – Mead Valley area
- Zone 97 – Glenn Valley area
- Zone 100 – Rancho California area
- Zone 103 – Lake Elsinore and West Elsinore area
- Zone 109 – French Valley area
- Zone 110 – Lake Elsinore area
- Zone 112 – Woodcrest area
- Zone 119 – East Hemet area
- Zone 123 – Woodcrest area
- Zone 124 – Mead Valley area
- Zone 135 – Glen Ivy Hot Springs area
- Zone 138 – Mecca area
- Zone 145 – Mead Valley area
- Zone 146 – Highgrove area
- Zone 148 – Horsetheif Canyon area
- Zone 149 – Bermuda Dunes area
- Zone 152 – Glen Ivy Hot Springs area
- Zone 153 – Lakeland Village area
- Zone 154 – Rancho California area
- Zone 155 – French Valley area

## ATTACHMENT A

Zone 157 – Rancho California area  
Zone 160 – Anza area  
Zone 161 – Glen Valley area  
Zone 162 – French Valley area  
Zone 164 – Rancho California area  
Zone 166 – Hundred Palms area  
Zone 168 – Glen Ivy Hot Springs/Horsethief Canyon area  
Zone 171 – French Valley area  
Zone 172 – French Valley area  
Zone 174 – Mead Valley area  
Zone 175 – Cabazon area  
Zone 180 – Mead Valley area  
Zone 187 – French Valley area  
Zone 188 – Valle Vista area  
Zone 190 – French Valley area  
Zone 191 – French Valley area  
Zone 192 – Woodcrest area  
Zone 193 – Mead Valley area  
Zone 195 – Lake Hills area  
Street Lighting Zone 2 – Anza area  
Street Lighting Zone 3 – Mead Valley area  
Street Lighting Zone 4 – Thousand Palms area  
Street Lighting Zone 9 – Murrieta Hot Springs area  
Street Lighting Zone 11 – Homeland area  
Street Lighting Zone 12 – Murrieta Hot Springs area  
Street Lighting Zone 13 – Bermuda Dunes area  
Street Lighting Zone 14 – Cherry Valley area  
Street Lighting Zone 16 – Glen Ivy Hot Springs area  
Street Lighting Zone 20 – Cherry Valley area  
Street Lighting Zone 21 – Glen Ivy Hot Springs area  
Street Lighting Zone 22 – Mead Valley area  
Street Lighting Zone 25 – Home Gardens area  
Street Lighting Zone 29 – Thousand Palms area  
Street Lighting Zone 30 – Vista Santa Rosa area  
Street Lighting Zone 31 – Bermuda Dunes area  
Street Lighting Zone 36 – Thousand Palms area  
Street Lighting Zone 37 – French Valley area  
Street Lighting Zone 38 – Thousand Palms area  
Street Lighting Zone 42 – Glen Ivy Hot Springs area  
Street Lighting Zone 43 – Cherry Valley area  
Street Lighting Zone 44 – Rancho California area  
Street Lighting Zone 45 – Hemet and Valle Vista area  
Street Lighting Zone 46 – Homeland area  
Street Lighting Zone 47 – Glen Ivy Hot Springs area  
Street Lighting Zone 48 – Romoland area  
Street Lighting Zone 52 – Cathedral City area  
Street Lighting Zone 53 – Horsethief Canyon area  
Street Lighting Zone 54 – Rancho Mirage area  
Street Lighting Zone 55 – Murrieta area  
Street Lighting Zone 56 – Thermal area  
Street Lighting Zone 57 – Murrieta area  
Street Lighting Zone 58 – Rancho Mirage area  
Street Lighting Zone 61 – Thousand Palms area  
Street Lighting Zone 64 – Thousand Palms area

## ATTACHMENT A

Street Lighting Zone 65 – Mead Valley area  
Street Lighting Zone 66 – Home Gardens area  
Street Lighting Zone 67 – Bermuda Dunes area  
Street Lighting Zone 68 – Thousand Palms area  
Street Lighting Zone 72 – East Hemet area  
Street Lighting Zone 74 – Thousand Palms area  
Street Lighting Zone 75 – Horsethief Canyon area  
Street Lighting Zone 76 – Home Gardens area  
Street Lighting Zone 78 – Valle Vista area  
Street Lighting Zone 81 – Mecca area  
Street Lighting Zone 82 – East Hemet area  
Street Lighting Zone 85 – French Valley area  
Street Lighting Zone 89 – Rancho California area  
Street Lighting Zone 95 – Mead Valley area  
Street Lighting Zone 97 – Mead Valley area  
Street Lighting Zone 99 – Juniper Flats area  
Street Lighting Zone 101 – Southeast Desert Hot Springs area  
Street Lighting Zone 103 – North Palm Springs area  
Street Lighting Zone 104 – West Blythe area  
Street Lighting Zone 107 – Thousand Palms area  
Street Lighting Zone 108 – Mead Valley area  
Street Lighting Zone 109 – Woodcrest area  
Street Lighting Zone 110 – Winchester area

### **Zone 1**

For fiscal year 2017-18, there is no proposed increase in the maximum assessment for Zone 1. The proposed maximum assessment for fiscal year 2017-18 for Zone 1 of the District is \$178.52 per acre. The actual rate property owners pay is based on the parcel size and there are 450 parcels.

Zone 1 was established 20 years ago with an assessment of \$178.52 per acre per year and did not establish an inflation factor. The proposed budget for fiscal year 2017-18 is \$14,777.89.

### **Zone 3**

For fiscal year 2017-18, there is no proposed increase in the maximum assessment for Zone 3. The proposed maximum assessment for fiscal year 2017-18 for Zone 3 of the District is \$77.68 per parcel.

Zone 3 was established 19 years ago with an assessment of \$77.68 per parcel per year and did not establish an inflation factor. The proposed budget for fiscal year 2017-18 is \$24,391.52.

### **Zone 8**

For fiscal year 2017-18, there is a proposed two percent (2%) inflationary increase in the maximum assessment for Zone 8 and is consistent with ballot proposition approved by the qualified electors when establishing said zone. The proposed maximum assessment for fiscal year 2017-18 for Zone 8 of the District is \$49.18 per EDU (Equivalent Dwelling Unit) and there are 2,462 parcels.

## ATTACHMENT A

|                                  |   |          |   |           |                   |
|----------------------------------|---|----------|---|-----------|-------------------|
| 1 Single Family Unit             | = | 1 EDU    | = | \$ 49.18  | per year          |
| 1 Multi-Family Unit              | = | 0.7 EDU  | = | \$ 34.42  | per year          |
| 1 Commercial acre                | = | 8 EDUs   | = | \$ 393.44 | per year/per acre |
| 1 Industrial acre                | = | 4 EDUs   | = | \$ 196.72 | per year/per acre |
| 1,000 sq. ft. of Church building | = | 0.5 EDUs | = | \$ 24.59  | per year/per acre |

Additionally \$22,000 in Ad Valorem monies is provided to Zone 8 annually.

Zone 8 was established 17 years ago with an assessment of \$41.16 per edu per year. The proposed budget for fiscal year 2017-18 is \$133,920.27.

### Zone 10

For fiscal year 2017-18, there is a proposed two percent (2%) inflationary increase in the maximum assessment for Zone 10 and is consistent with ballot proposition approved by the qualified electors when establishing said zone. The proposed maximum assessment for fiscal year 2017-18 for Zone 10 of the District is \$403.96 per acre.

Zone 10 was established 16 years ago with an assessment of \$321.32 per acre per year. The proposed budget for fiscal year 2017-18 is \$31,117.10.

### Zone 11

For fiscal year 2017-18, there is a proposed two percent (2%) inflationary increase in the maximum assessment for Zone 11 and is consistent with ballot proposition approved by the qualified electors when establishing said zone. The proposed maximum assessment for fiscal year 2017-18 for Zone 11 of the District is \$135.83 per parcel.

Zone 11 was established 13 years ago with an assessment of \$109.00 per parcel per year. The proposed budget for fiscal year 2017-18 is \$33,007.52.

### Zone 15

For fiscal year 2017-18, there is a proposed two percent (2%) inflationary increase in the maximum assessment for Zone 15 and is consistent with ballot proposition approved by the qualified electors when establishing said zone. The proposed maximum assessment for fiscal year 2017-18 for Zone 15 of the District is \$416.93 per parcel.

Zone 15 was established 15 years ago with an assessment of \$345.50 per parcel per year. The proposed budget for fiscal year 2017-18 is \$50,448.54.

### Zone 19

For fiscal year 2017-18, there is a proposed two percent (2%) inflationary increase in the maximum assessment for Zone 19 and is consistent with ballot proposition approved by the qualified electors when establishing said zone. The proposed maximum assessment for fiscal year 2017-18 for Zone 19 of the District is \$212.87 per parcel.

Zone 19 was established 15 years ago with an assessment of \$152.02 per parcel per year. The proposed budget for fiscal year 2017-18 is \$39,381.69.

### Zone 24

## ATTACHMENT A

For fiscal year 2017-18, there is a proposed two percent (2%) inflationary increase in the maximum assessment for Zone 24 and is consistent with ballot proposition approved by the qualified electors when establishing said zone. The proposed maximum assessment for fiscal year 2017-18 for Zone 24 of the District is \$134.08 per parcel.

Zone 24 was established 14 years ago with an assessment of \$100.00 per parcel per year. The proposed budget for fiscal year 2017-18 is \$42,100.81.

### **Zone 26**

For fiscal year 2017-18, there is a proposed two percent (2%) inflationary increase in the maximum assessment for Zone 26 and is consistent with ballot proposition approved by the qualified electors when establishing said zone. The proposed maximum assessment for fiscal year 2017-18 for Zone 26 of the District is \$147.06 per parcel.

Zone 26 was established 14 years ago with an assessment of \$111.46 per parcel per year. The proposed budget for fiscal year 2017-18 is \$61,325.52.

### **Zone 28**

For fiscal year 2017-18, there is a proposed two percent (2%) inflationary increase in the maximum assessment for Zone 28 and is consistent with ballot proposition approved by the qualified electors when establishing said zone. The proposed maximum assessment for fiscal year 2017-18 for Zone 28 of the District is \$115.82 per parcel.

Zone 28 was established 14 years ago with an assessment of \$87.76 per parcel per year. The proposed budget for fiscal year 2017-18 is \$11,350.46.

### **Zone 29**

For fiscal year 2017-18, there is a proposed two percent (2%) inflationary increase in the maximum assessment for Zone 29 and is consistent with ballot proposition approved by the qualified electors when establishing said zone. The proposed maximum assessment for fiscal year 2017-18 for Zone 29 of the District is \$92.35 per parcel.

Zone 29 was established 14 years ago with an assessment of \$70.00 per parcel per year. The proposed budget for fiscal year 2017-18 is \$12,005.60.

### **Zone 31**

For fiscal year 2017-18, there is a proposed two percent (2%) inflationary increase in the maximum assessment for Zone 31 and is consistent with ballot proposition approved by the qualified electors when establishing said zone. The proposed maximum assessment for fiscal year 2017-18 for Zone 31 of the District is \$311.61 per parcel.

Zone 31 was established 14 years ago with an assessment of \$250.00 per parcel per year. The proposed budget for fiscal year 2017-18 is \$18,696.60.

### **Zone 36**

For fiscal year 2017-18, there is a proposed two percent (2%) inflationary increase in the maximum assessment for Zone 36 and is consistent with ballot proposition approved by the qualified electors when establishing said zone. The proposed maximum assessment for fiscal year 2017-18 for Zone 36 of the District is \$121.83 per parcel.



## ATTACHMENT A

Zone 36 was established 13 years ago with an assessment of \$92.30 per parcel per year. The proposed budget for fiscal year 2017-18 is \$12,913.85.

### **Zone 39**

For fiscal year 2017-18, there is a proposed two percent (2%) inflationary increase in the maximum assessment for Zone 39 and is consistent with ballot proposition approved by the qualified electors when establishing said zone. The proposed maximum assessment for fiscal year 2017-18 for Zone 39 of the District is \$56.69 per parcel.

Zone 39 was established 13 years ago with an assessment of \$47.00 per parcel per year. The proposed budget for fiscal year 2017-18 is \$7,256.52.

### **Zone 43**

For fiscal year 2017-18, there is a proposed two percent (2%) inflationary increase in the maximum assessment for Zone 43 and is consistent with ballot proposition approved by the qualified electors when establishing said zone. The proposed maximum assessment for fiscal year 2017-18 for Zone 43 of the District is \$166.21 per parcel.

Zone 43 was established 12 years ago with an assessment of \$140.50 per parcel per year. The proposed budget for fiscal year 2017-18 is \$85,763.84.

### **Zone 44**

For fiscal year 2017-18, there is a proposed two percent (2%) inflationary increase in the maximum assessment for Zone 44 and is consistent with ballot proposition approved by the qualified electors when establishing said zone. The proposed maximum assessment for fiscal year 2017-18 for Zone 44 of the District is \$62.74 per parcel.

Zone 44 was established 12 years ago with an assessment of \$55.72 per parcel per year. The proposed budget for fiscal year 2017-18 is \$7,319.52.

### **Zone 45**

For fiscal year 2017-18, there is a proposed two percent (2%) inflationary increase in the maximum assessment for Zone 45 and is consistent with ballot proposition approved by the qualified electors when establishing said zone. The proposed maximum assessment for fiscal year 2017-18 for Zone 45 of the District is \$267.46 per parcel.

Zone 45 was established 12 years ago with an assessment of \$206.72 per parcel per year. The proposed budget for fiscal year 2017-18 is \$55,900.06.

### **Zone 53**

For fiscal year 2017-18, there is a proposed two percent (2%) inflationary increase in the maximum assessment for Zone 53 and is consistent with ballot proposition approved by the qualified electors when establishing said zone. The proposed maximum assessment for fiscal year 2017-18 for Zone 53 of the District is \$460.95 per parcel.

Zone 53 was established 12 years ago with an assessment of \$356.24 per parcel per year. The proposed budget for fiscal year 2017-18 is \$14,750.34.

## ATTACHMENT A

### **Zone 55**

For fiscal year 2017-18, there is a proposed two percent (2%) inflationary increase in the maximum assessment for Zone 55 and is consistent with ballot proposition approved by the qualified electors when establishing said zone. The proposed maximum assessment for fiscal year 2017-18 for Zone 55 of the District is \$71.77 per parcel.

Zone 55 was established 12 years ago with an assessment of \$65.12 per parcel per year. The proposed budget for fiscal year 2017-18 is \$1,122.82.

### **Zone 57**

For fiscal year 2017-18, there is a proposed two percent (2%) inflationary increase in the maximum assessment for Zone 57 and is consistent with ballot proposition approved by the qualified electors when establishing said zone. The proposed maximum assessment for fiscal year 2017-18 for Zone 57 of the District is \$298.35 per parcel.

Zone 57 was established 11 years ago with an assessment of \$230.56 per parcel per year. The proposed budget for fiscal year 2017-18 is \$16,110.90.

### **Zone 58**

For fiscal year 2017-18, there is a proposed two percent (2%) inflationary increase in the maximum assessment for Zone 58 and is consistent with ballot proposition approved by the qualified electors when establishing said zone. The proposed maximum assessment for fiscal year 2017-18 for Zone 58 of the District is \$774.48 per parcel.

Zone 58 was established 11 years ago with an assessment of \$641.78 per parcel per year. The proposed budget for fiscal year 2017-18 is \$6,970.28.

### **Zone 66**

For fiscal year 2017-18, there is a proposed two percent (2%) inflationary increase in the maximum assessment for Zone 66 and is consistent with ballot proposition approved by the qualified electors when establishing said zone. The proposed maximum assessment for fiscal year 2017-18 for Zone 66 of the District is \$243.48 per parcel.

Zone 66 was established 11 years ago with an assessment of \$216.22 per parcel per year. The proposed budget for fiscal year 2017-18 is \$7,548.01.

### **Zone 68**

For fiscal year 2017-18, there is a proposed two percent (2%) inflationary increase in the maximum assessment for Zone 68 and is consistent with ballot proposition approved by the qualified electors when establishing said zone. The proposed maximum assessment for fiscal year 2017-18 for Zone 68 of the District is \$674.21 per parcel.

Zone 68 was established 11 years ago with an assessment of \$586.96 per parcel per year. The proposed budget for fiscal year 2017-18 is \$15,506.83.

### **Zone 72**

For fiscal year 2017-18, there is a proposed two percent (2%) inflationary increase in the maximum assessment for Zone 72 and is consistent with ballot proposition approved by the

## ATTACHMENT A

qualified electors when establishing said zone. The proposed maximum assessment for fiscal year 2017-18 for Zone 72 of the District is \$243.93 per parcel.

Zone 72 was established 9 years ago with an assessment of \$212.38 per parcel per year. The proposed budget for fiscal year 2017-18 is \$109,038.05.

### **Zone 74**

For fiscal year 2017-18, there is a proposed two percent (2%) inflationary increase in the maximum assessment for Zone 74 and is consistent with ballot proposition approved by the qualified electors when establishing said zone. The proposed maximum assessment for fiscal year 2017-18 for Zone 74 of the District is \$621.45 per parcel.

Zone 74 was established 10 years ago with an assessment of \$525.26 per parcel per year. The proposed budget for fiscal year 2017-18 is \$61,719.66.

### **Zone 83**

For fiscal year 2017-18, there is a proposed two percent (2%) inflationary increase in the maximum assessment for Zone 83 and is consistent with ballot proposition approved by the qualified electors when establishing said zone. The proposed maximum assessment for fiscal year 2017-18 for Zone 83 of the District is \$543.06 per acre.

Zone 83 was established 10 years ago with an assessment of \$454.44 per acre per year. The proposed budget for fiscal year 2017-18 is \$6,733.92.

### **Zone 84**

For fiscal year 2017-18, there is a proposed two percent (2%) inflationary increase in the maximum assessment for Zone 84 and is consistent with ballot proposition approved by the qualified electors when establishing said zone. The proposed maximum assessment for fiscal year 2017-18 for Zone 84 of the District is \$274.34 per parcel.

Zone 84 was established 10 years ago with an assessment of \$238.84 per parcel per year. The proposed budget for fiscal year 2017-18 is \$35,115.42.

### **Zone 86**

For fiscal year 2017-18, there is a proposed two percent (2%) inflationary increase in the maximum assessment for Zone 86 and is consistent with ballot proposition approved by the qualified electors when establishing said zone. The proposed maximum assessment for fiscal year 2017-18 for Zone 86 of the District is \$224.73 per parcel.

Zone 86 was established 10 years ago with an assessment of \$195.66 per parcel per year. The proposed budget for fiscal year 2017-18 is \$15,281.40.

### **Zone 87**

For fiscal year 2017-18, there is a proposed two percent (2%) inflationary increase in the maximum assessment for Zone 87 and is consistent with ballot proposition approved by the qualified electors when establishing said zone. The proposed maximum assessment for fiscal year 2017-18 for Zone 87 of the District is \$229.05 per acre.

## ATTACHMENT A

Zone 87 was established 10 years ago with an assessment of \$199.42 per acre per year. The proposed budget for fiscal year 2017-18 is \$38,363.78.

### **Zone 89**

For fiscal year 2017-18, there is a proposed two percent (2%) inflationary increase in the maximum assessment for Zone 89 and is consistent with ballot proposition approved by the qualified electors when establishing said zone. The proposed maximum assessment for fiscal year 2017-18 for Zone 89 of the District is \$104.95 per acre.

Zone 89 was established 10 years ago with an assessment of \$89.56 per acre per year. The proposed budget for fiscal year 2017-18 is \$3,904.73.

### **Zone 91**

For fiscal year 2017-18, there is a proposed two percent (2%) inflationary increase in the maximum assessment for Zone 91 and is consistent with ballot proposition approved by the qualified electors when establishing said zone. The proposed maximum assessment for fiscal year 2017-18 for Zone 91 of the District is \$636.85 per parcel.

Zone 91 was established 10 years ago with an assessment of \$565.52 per parcel per year. The proposed budget for fiscal year 2017-18 is \$15,921.18.

### **Zone 92**

For fiscal year 2017-18, there is a proposed two percent (2%) inflationary increase in the maximum assessment for Zone 92 and is consistent with ballot proposition approved by the qualified electors when establishing said zone. The proposed maximum assessment for fiscal year 2017-18 for Zone 92 of the District is \$696.68 per parcel.

Zone 92 was established 10 years ago with an assessment of \$606.54 per parcel per year. The proposed budget for fiscal year 2017-18 is \$15,326.97.

### **Zone 94**

For fiscal year 2017-18, there is a proposed two percent (2%) inflationary increase in the maximum assessment for Zone 94 and is consistent with ballot proposition approved by the qualified electors when establishing said zone. The proposed maximum assessment for fiscal year 2017-18 for Zone 94 of the District is \$837.99 per acre.

Zone 94 was established 10 years ago with an assessment of \$744.12 per acre per year. The proposed budget for fiscal year 2017-18 is \$6,419.01.

### **Zone 97**

For fiscal year 2017-18, there is a proposed two percent (2%) inflationary increase in the maximum assessment for Zone 97 and is consistent with ballot proposition approved by the qualified electors when establishing said zone. The proposed maximum assessment for fiscal year 2017-18 for Zone 97 of the District is \$368.85 per parcel.

Zone 97 was established 10 years ago with an assessment of \$305.66 per parcel per year. The proposed budget for fiscal year 2017-18 is \$48,688.52.

### **Zone 100**

## ATTACHMENT A

For fiscal year 2017-18, there is a proposed two percent (2%) inflationary increase in the maximum assessment for Zone 100 and is consistent with ballot proposition approved by the qualified electors when establishing said zone. The proposed maximum assessment for fiscal year 2017-18 for Zone 100 of the District is \$850.79 per parcel.

Zone 100 was established 9 years ago with an assessment of \$733.50 per parcel per year. The proposed budget for fiscal year 2017-18 is \$31,479.31.

### **Zone 103**

For fiscal year 2017-18, there is a proposed two percent (2%) inflationary increase in the maximum assessment for Zone 103 and is consistent with ballot proposition approved by the qualified electors when establishing said zone. The proposed maximum assessment for fiscal year 2017-18 for Zone 103 of the District is \$58.77 per parcel.

Zone 103 was established 9 years ago with an assessment of \$51.18 per parcel per year. The proposed budget for fiscal year 2017-18 is \$7,993.05.

### **Zone 109**

For fiscal year 2017-18, there is a proposed two percent (2%) inflationary increase in the maximum assessment for Zone 109 and is consistent with ballot proposition approved by the qualified electors when establishing said zone. The proposed maximum assessment for fiscal year 2017-18 for Zone 109 of the District is \$8.09 per parcel.

Zone 109 was established 9 years ago with an assessment of \$6.10 per parcel per year. The proposed budget for fiscal year 2017-18 is \$3,445.74.

### **Zone 110**

For fiscal year 2017-18, there is a proposed two percent (2%) inflationary increase in the maximum assessment for Zone 110 and is consistent with ballot proposition approved by the qualified electors when establishing said zone. The proposed maximum assessment for fiscal year 2017-18 for Zone 110 of the District is \$114.18 per parcel.

Zone 110 was established 9 years ago with an assessment of \$99.58 per parcel per year. The proposed budget for fiscal year 2017-18 is \$4,741.23.

### **Zone 112**

For fiscal year 2017-18, there is a proposed two percent (2%) inflationary increase in the maximum assessment for Zone 112 and is consistent with ballot proposition approved by the qualified electors when establishing said zone. The proposed maximum assessment for fiscal year 2017-18 for Zone 112 of the District is \$410.71 per parcel.

Zone 112 was established 9 years ago with an assessment of \$357.58 per parcel per year. The proposed budget for fiscal year 2017-18 is \$53,803.43.

### **Zone 119**

For fiscal year 2017-18, there is a proposed two percent (2%) inflationary increase in the maximum assessment for Zone 119 and is consistent with ballot proposition approved by the

ATTACHMENT A

qualified electors when establishing said zone. The proposed maximum assessment for fiscal year 2017-18 for Zone 119 of the District is \$1,104.29 per parcel.

Zone 119 was established 8 years ago with an assessment of \$980.60 per parcel per year. The proposed budget for fiscal year 2017-18 is \$5,521.46.

**Zone 123**

For fiscal year 2017-18, there is a proposed two percent (2%) inflationary increase in the maximum assessment for Zone 123 and is consistent with ballot proposition approved by the qualified electors when establishing said zone. The proposed maximum assessment for fiscal year 2017-18 for Zone 123 of the District is \$447.58 per acre.

Zone 123 was established 8 years ago with an assessment of \$336.72 per acre per year. The proposed budget for fiscal year 2017-18 is \$2,175.22.

**Zone 124**

For fiscal year 2017-18, there is a proposed two percent (2%) inflationary increase in the maximum assessment for Zone 124 and is consistent with ballot proposition approved by the qualified electors when establishing said zone. The proposed maximum assessment for fiscal year 2017-18 for Zone 124 of the District is \$739.87 per acre.

Zone 124 was established 8 years ago with an assessment of \$556.60 per acre per year. The proposed budget for fiscal year 2017-18 is \$2,515.54.

**Zone 135**

For fiscal year 2017-18, there is a proposed two percent (2%) inflationary increase in the maximum assessment for Zone 135 and is consistent with ballot proposition approved by the qualified electors when establishing said zone. The proposed maximum assessment for fiscal year 2017-18 for Zone 135 of the District is \$17.32 per EDU (Equivalent Dwelling Unit) and there are 267 parcels.

|                      |   |        |   |           |                   |
|----------------------|---|--------|---|-----------|-------------------|
| 1 Single Family Unit | = | 1 EDU  | = | \$ 17.32  | per year          |
| 1 Commercial acre    | = | 8 EDUs | = | \$ 138.56 | per year/per acre |

Zone 135 was established 8 years ago with an assessment of \$14.52 per EDU per year. The proposed budget for fiscal year 2017-18 is \$5,610.86.

**Zone 138**

For fiscal year 2017-18, there is a proposed two percent (2%) inflationary increase in the maximum assessment for Zone 138 and is consistent with ballot proposition approved by the qualified electors when establishing said zone. The proposed maximum assessment for fiscal year 2017-18 for Zone 138 of the District is \$1,306.94 per acre.

Zone 138 was established 8 years ago with an assessment of \$1,126.74 per acre per year. The proposed budget for fiscal year 2017-18 is \$23,943.07.

**Zone 145**

For fiscal year 2017-18, there is a proposed two percent (2%) inflationary increase in the maximum assessment for Zone 145 and is consistent with ballot proposition approved by the

## ATTACHMENT A

qualified electors when establishing said zone. The proposed maximum assessment for fiscal year 2017-18 for Zone 145 of the District is \$133.90 per acre.

Zone 145 was established 7 years ago with an assessment of \$103.76 per acre per year. The proposed budget for fiscal year 2017-18 is \$3,731.66.

### **Zone 146**

For fiscal year 2017-18, there is a proposed two percent (2%) inflationary increase in the maximum assessment for Zone 146 and is consistent with ballot proposition approved by the qualified electors when establishing said zone. The proposed maximum assessment for fiscal year 2017-18 for Zone 146 of the District is \$894.60 per acre.

Zone 146 was established 7 years ago with an assessment of \$693.12 per acre per year. The proposed budget for fiscal year 2017-18 is \$1,216.66.

### **Zone 148**

For fiscal year 2017-18, there is a proposed two percent (2%) inflationary increase in the maximum assessment for Zone 148 and is consistent with ballot proposition approved by the qualified electors when establishing said zone. The proposed maximum assessment for fiscal year 2017-18 for Zone 148 of the District is \$133.37 per acre.

Zone 148 was established 7 years ago with an assessment of \$106.44 per acre per year. The proposed budget for fiscal year 2017-18 is \$413.44.

### **Zone 149**

For fiscal year 2017-18, there is a proposed two percent (2%) inflationary increase in the maximum assessment for Zone 149 and is consistent with ballot proposition approved by the qualified electors when establishing said zone. The proposed maximum assessment for fiscal year 2017-18 for Zone 149 of the District is \$465.06 per acre.

Zone 149 was established 7 years ago with an assessment of \$412.96 per acre per year. The proposed budget for fiscal year 2017-18 is \$1,767.22.

### **Zone 152**

For fiscal year 2017-18, there is a proposed two percent (2%) inflationary increase in the maximum assessment for Zone 152 and is consistent with ballot proposition approved by the qualified electors when establishing said zone. The proposed maximum assessment for fiscal year 2017-18 for Zone 152 of the District is \$732.30 per acre.

Zone 152 was established 6 years ago with an assessment of \$650.26 per acre per year. The proposed budget for fiscal year 2017-18 is \$541.91

### **Zone 153**

For fiscal year 2017-18, there is a proposed two percent (2%) inflationary increase in the maximum assessment for Zone 153 and is consistent with ballot proposition approved by the qualified electors when establishing said zone. The proposed maximum assessment for fiscal year 2017-18 for Zone 153 of the District is \$1,876.91 per acre.

## ATTACHMENT A

Zone 153 was established 6 years ago with an assessment of \$1,666.66 per acre per year. The proposed budget for fiscal year 2017-18 is \$469.23.

### **Zone 154**

For fiscal year 2017-18, there is a proposed two percent (2%) inflationary increase in the maximum assessment for Zone 154 and is consistent with ballot proposition approved by the qualified electors when establishing said zone. The proposed maximum assessment for fiscal year 2017-18 for Zone 154 of the District is \$150.76 per acre.

Zone 154 was established 6 years ago with an assessment of \$133.86 per acre per year. The proposed budget for fiscal year 2017-18 is \$743.22.

### **Zone 155**

For fiscal year 2017-18, there is a proposed two percent (2%) inflationary increase in the maximum assessment for Zone 155 and is consistent with ballot proposition approved by the qualified electors when establishing said zone. The proposed maximum assessment for fiscal year 2017-18 for Zone 155 of the District is \$521.08 per acre.

Zone 155 was established 6 years ago with an assessment of \$415.82 per acre per year. The proposed budget for fiscal year 2017-18 is \$724.30.

### **Zone 157**

For fiscal year 2017-18, there is a proposed two percent (2%) inflationary increase in the maximum assessment for Zone 157 and is consistent with ballot proposition approved by the qualified electors when establishing said zone. The proposed maximum assessment for fiscal year 2017-18 for Zone 157 of the District is \$923.95 per acre.

Zone 157 was established 6 years ago with an assessment of \$820.46 per acre per year. The proposed budget for fiscal year 2017-18 is \$8,130.73.

### **Zone 160**

For fiscal year 2017-18, there is a proposed two percent (2%) inflationary increase in the maximum assessment for Zone 160 and is consistent with ballot proposition approved by the qualified electors when establishing said zone. The proposed maximum assessment for fiscal year 2017-18 for Zone 160 of the District is \$141.25 per acre.

Zone 160 was established 5 years ago with an assessment of \$127.94 per acre per year. The proposed budget for fiscal year 2017-18 is \$418.10.

### **Zone 161**

For fiscal year 2017-18, there is a proposed two percent (2%) inflationary increase in the maximum assessment for Zone 161 and is consistent with ballot proposition approved by the qualified electors when establishing said zone. The proposed maximum assessment for fiscal year 2017-18 for Zone 161 of the District is \$410.15 per acre.

Zone 161 was established 5 years ago with an assessment of \$364.22 per acre per year. The proposed budget for fiscal year 2017-18 is \$6,148.18.

### **Zone 162**



## ATTACHMENT A

For fiscal year 2017-18, there is a proposed two percent (2%) inflationary increase in the maximum assessment for Zone 162 and is consistent with ballot proposition approved by the qualified electors when establishing said zone. The proposed maximum assessment for fiscal year 2017-18 for Zone 162 of the District is \$114.91 per parcel.

Zone 162 was established 5 years ago with an assessment of \$104.08 per parcel per year. The proposed budget for fiscal year 2017-18 is \$8,127.36.

### **Zone 164**

For fiscal year 2017-18, there is a proposed two percent (2%) inflationary increase in the maximum assessment for Zone 164 and is consistent with ballot proposition approved by the qualified electors when establishing said zone. The proposed maximum assessment for fiscal year 2017-18 for Zone 164 of the District is \$102.59 per acre.

Zone 164 was established 5 years ago with an assessment of \$92.94 per acre per year. The proposed budget for fiscal year 2017-18 is \$2,087.74.

### **Zone 166**

For fiscal year 2017-18, there is a proposed two percent (2%) inflationary increase in the maximum assessment for Zone 166 and is consistent with ballot proposition approved by the qualified electors when establishing said zone. The proposed maximum assessment for fiscal year 2017-18 for Zone 166 of the District is \$352.79 per acre.

Zone 166 was established 5 years ago with an assessment of \$319.54 per acre per year. The proposed budget for fiscal year 2017-18 is \$349.54.

### **Zone 168**

For fiscal year 2017-18, there is a proposed two percent (2%) inflationary increase in the maximum assessment for Zone 168 and is consistent with ballot proposition approved by the qualified electors when establishing said zone. The proposed maximum assessment for fiscal year 2017-18 for Zone 168 of the District is \$66.04 per parcel.

Zone 168 was established 5 years ago with an assessment of \$59.82 per parcel per year. The proposed budget for fiscal year 2017-18 is \$10,474.60.

### **Zone 171**

For fiscal year 2017-18, there is a proposed two percent (2%) inflationary increase in the maximum assessment for Zone 171 and is consistent with ballot proposition approved by the qualified electors when establishing said zone. The proposed maximum assessment for fiscal year 2017-18 for Zone 171 of the District is \$2,164.21 per acre.

Zone 171 was established 5 years ago with an assessment of \$1,960.20 per acre per year. The proposed budget for fiscal year 2017-18 is \$10,020.22.

### **Zone 172**

For fiscal year 2017-18, there is a proposed two percent (2%) inflationary increase in the maximum assessment for Zone 172 and is consistent with ballot proposition approved by the

## ATTACHMENT A

qualified electors when establishing said zone. The proposed maximum assessment for fiscal year 2017-18 for Zone 172 of the District is \$102.19 per parcel.

Zone 172 was established 5 years ago with an assessment of \$92.56 per parcel per year. The proposed budget for fiscal year 2017-18 is \$51,301.29.

### **Zone 174**

For fiscal year 2017-18, there is a proposed two percent (2%) inflationary increase in the maximum assessment for Zone 174 and is consistent with ballot proposition approved by the qualified electors when establishing said zone. The proposed maximum assessment for fiscal year 2017-18 for Zone 174 of the District is \$259.74 per acre.

Zone 174 was established 5 years ago with an assessment of \$211.42 per acre per year. The proposed budget for fiscal year 2017-18 is \$16,080.69.

### **Zone 175**

For fiscal year 2017-18, there is a proposed two percent (2%) inflationary increase in the maximum assessment for Zone 175 and is consistent with ballot proposition approved by the qualified electors when establishing said zone. The proposed maximum assessment for fiscal year 2017-18 for Zone 175 of the District is \$4,289.94 per parcel.

Zone 175 was established 4 years ago with an assessment of \$4,042.50 per parcel per year. The proposed budget for fiscal year 2017-18 is \$4,289.94.

### **Zone 180**

For fiscal year 2017-18, there is a proposed two percent (2%) inflationary increase in the maximum assessment for Zone 180 and is consistent with ballot proposition approved by the qualified electors when establishing said zone. The proposed maximum assessment for fiscal year 2017-18 for Zone 180 of the District is \$1,227.26 per parcel.

Zone 180 was established 4 years ago with an assessment of \$881.48 per parcel per year. The proposed budget for fiscal year 2017-18 is \$2,026.83.

### **Zone 187**

For fiscal year 2017-18, there is a proposed two percent (2%) inflationary increase in the maximum assessment for Zone 187 and is consistent with ballot proposition approved by the qualified electors when establishing said zone. The proposed maximum assessment for fiscal year 2017-18 for Zone 187 of the District is \$68.51 per parcel.

Zone 187 was established 3 years ago with an assessment of \$882.48 per parcel per year. The proposed budget for fiscal year 2017-18 is \$7,055.88.

### **Zone 188**

For fiscal year 2017-18, there is a proposed two percent (2%) inflationary increase in the maximum assessment for Zone 188 and is consistent with ballot proposition approved by the qualified electors when establishing said zone. The proposed maximum assessment for fiscal year 2017-18 for Zone 188 of the District is \$812.89 per parcel.

## ATTACHMENT A

Zone 188 was established 3 years ago with an assessment of \$883.48 per parcel per year. The proposed budget for fiscal year 2017-18 is \$812.89.

### **Zone 190**

For fiscal year 2017-18, there is a proposed two percent (2%) inflationary increase in the maximum assessment for Zone 190 and is consistent with ballot proposition approved by the qualified electors when establishing said zone. The proposed maximum assessment for fiscal year 2017-18 for Zone 190 of the District is \$24.46 per parcel.

Zone 190 was established 3 years ago with an assessment of \$884.48 per parcel per year. The proposed budget for fiscal year 2017-18 is \$1,003.26.

### **Zone 191**

For fiscal year 2017-18, there is a proposed two percent (2%) inflationary increase in the maximum assessment for Zone 191 and is consistent with ballot proposition approved by the qualified electors when establishing said zone. The proposed maximum assessment for fiscal year 2017-18 for Zone 191 of the District is \$263.22 per acre.

Zone 191 was established 3 years ago with an assessment of \$253.00 per acre per year. The proposed budget for fiscal year 2017-18 is \$14,748.28.

### **Zone 192**

For fiscal year 2017-18, there is a proposed two percent (2%) inflationary increase in the maximum assessment for Zone 192 and is consistent with ballot proposition approved by the qualified electors when establishing said zone. The proposed maximum assessment for fiscal year 2017-18 for Zone 192 of the District is \$427.60 per acre.

Zone 192 was established 3 years ago with an assessment of \$411.00 per acre per year. The proposed budget for fiscal year 2017-18 is \$1,962.70.

### **Zone 193**

For fiscal year 2017-18, there is a proposed two percent (2%) inflationary increase in the maximum assessment for Zone 193 and is consistent with ballot proposition approved by the qualified electors when establishing said zone. The proposed maximum assessment for fiscal year 2017-18 for Zone 193 of the District is \$80.11 per acre.

Zone 193 was established 3 years ago with an assessment of \$75.00 per acre per year. The proposed budget for fiscal year 2017-18 is \$8,055.94.

### **Zone 195**

For fiscal year 2017-18, there is a proposed two percent (2%) inflationary increase in the maximum assessment for Zone 195 and is consistent with ballot proposition approved by the qualified electors when establishing said zone. The proposed maximum assessment for fiscal year 2017-18 for Zone 195 of the District is \$253.78 per parcel.

Zone 195 was established 3 years ago with an assessment of \$248.80 per parcel per year. The proposed budget for fiscal year 2017-18 is \$8,121.24.

### **Street Lighting Zone 2**

## ATTACHMENT A

For fiscal year 2017-18, there is a proposed two percent (2%) inflationary increase in the maximum assessment for Zone 2 and is consistent with ballot proposition approved by the qualified electors when establishing said zone. The proposed maximum assessment for fiscal year 2017-18 for Zone 2 of the District is \$182.56 per parcel.

Zone 2 was established 10 years ago with an assessment of \$120.00 per parcel per year. The proposed budget for fiscal year 2017-18 is \$182.56.

### **Street Lighting Zone 3**

For fiscal year 2017-18, there is a proposed two percent (2%) inflationary increase in the maximum assessment for Zone 3 and is consistent with ballot proposition approved by the qualified electors when establishing said zone. The proposed maximum assessment for fiscal year 2017-18 for Zone 3 of the District is \$281.43 per parcel.

Zone 3 was established 11 years ago with an assessment of \$544.00 per parcel per year. The proposed budget for fiscal year 2017-18 is \$844.28.

### **Street Lighting Zone 4**

For fiscal year 2017-18, there is a proposed two percent (2%) inflationary increase in the maximum assessment for Zone 4 and is consistent with ballot proposition approved by the qualified electors when establishing said zone. The proposed maximum assessment for fiscal year 2017-18 for Zone 4 of the District is \$55.64 per parcel.

Zone 4 was established 11 years ago with an assessment of \$366.00 per parcel per year. The proposed budget for fiscal year 2017-18 is \$556.51.

### **Street Lighting Zone 9**

For fiscal year 2017-18, there is a proposed two percent (2%) inflationary increase in the maximum assessment for Zone 9 and is consistent with ballot proposition approved by the qualified electors when establishing said zone. The proposed maximum assessment for fiscal year 2017-18 for Zone 9 of the District is \$110.22 per acre.

Zone 9 was established 11 years ago with an assessment of \$71.01 per acre per year. The proposed budget for fiscal year 2017-18 is \$1,788.89.

### **Street Lighting Zone 11**

For fiscal year 2017-18, there is a proposed two percent (2%) inflationary increase in the maximum assessment for Zone 11 and is consistent with ballot proposition approved by the qualified electors when establishing said zone. The proposed maximum assessment for fiscal year 2017-18 for Zone 11 of the District is \$69.70 per acre.

Zone 11 was established 11 years ago with an assessment of \$44.96 per acre per year. The proposed budget for fiscal year 2017-18 is \$308.76.

### **Street Lighting Zone 12**

For fiscal year 2017-18, there is a proposed two percent (2%) inflationary increase in the maximum assessment for Zone 12 and is consistent with ballot proposition approved by the

## ATTACHMENT A

qualified electors when establishing said zone. The proposed maximum assessment for fiscal year 2017-18 for Zone 12 of the District is \$130.11 per acre.

Zone 12 was established 11 years ago with an assessment of \$83.84 per acre per year. The proposed budget for fiscal year 2017-18 is \$1,403.79.

### **Street Lighting Zone 13**

For fiscal year 2017-18, there is a proposed two percent (2%) inflationary increase in the maximum assessment for Zone 13 and is consistent with ballot proposition approved by the qualified electors when establishing said zone. The proposed maximum assessment for fiscal year 2017-18 for Zone 13 of the District is \$205.64 per acre.

Zone 13 was established 11 years ago with an assessment of \$132.50 per acre per year. The proposed budget for fiscal year 2017-18 is \$1,992.67.

### **Street Lighting Zone 14**

For fiscal year 2017-18, there is a proposed two percent (2%) inflationary increase in the maximum assessment for Zone 14 and is consistent with ballot proposition approved by the qualified electors when establishing said zone. The proposed maximum assessment for fiscal year 2017-18 for Zone 14 of the District is \$283.19 per parcel.

Zone 14 was established 11 years ago with an assessment of \$182.48 per parcel per year. The proposed budget for fiscal year 2017-18 is \$283.19.

### **Street Lighting Zone 16**

For fiscal year 2017-18, there is a proposed two percent (2%) inflationary increase in the maximum assessment for Zone 16 and is consistent with ballot proposition approved by the qualified electors when establishing said zone. The proposed maximum assessment for fiscal year 2017-18 for Zone 16 of the District is \$21.21 per acre.

Zone 16 was established 11 years ago with an assessment of \$13.70 per acre per year. The proposed budget for fiscal year 2017-18 is \$1,633.48.

### **Street Lighting Zone 20**

For fiscal year 2017-18, there is a proposed two percent (2%) inflationary increase in the maximum assessment for Zone 20 and is consistent with ballot proposition approved by the qualified electors when establishing said zone. The proposed maximum assessment for fiscal year 2017-18 for Zone 20 of the District is \$38.65 per parcel.

Zone 20 was established 11 years ago with an assessment of \$24.94 per parcel per year. The proposed budget for fiscal year 2017-18 is \$772.96.

### **Street Lighting Zone 21**

For fiscal year 2017-18, there is a proposed two percent (2%) inflationary increase in the maximum assessment for Zone 21 and is consistent with ballot proposition approved by the qualified electors when establishing said zone. The proposed maximum assessment for fiscal year 2017-18 for Zone 21 of the District is \$59.60 per parcel.

## ATTACHMENT A

Zone 21 was established 11 years ago with an assessment of \$41.60 per parcel per year. The proposed budget for fiscal year 2017-18 is \$297.99.

### **Street Lighting Zone 22**

For fiscal year 2017-18, there is a proposed two percent (2%) inflationary increase in the maximum assessment for Zone 22 and is consistent with ballot proposition approved by the qualified electors when establishing said zone. The proposed maximum assessment for fiscal year 2017-18 for Zone 22 of the District is \$45.61 per acre.

Zone 22 was established 11 years ago with an assessment of \$29.43 per acre per year. The proposed budget for fiscal year 2017-18 is \$909.55.

### **Street Lighting Zone 25**

For fiscal year 2017-18, there is a proposed two percent (2%) inflationary increase in the maximum assessment for Zone 25 and is consistent with ballot proposition approved by the qualified electors when establishing said zone. The proposed maximum assessment for fiscal year 2017-18 for Zone 25 of the District is \$123.38 per acre.

Zone 25 was established 11 years ago with an assessment of \$87.76 per acre per year. The proposed budget for fiscal year 2017-18 is \$293.64.

### **Street Lighting Zone 29**

For fiscal year 2017-18, there is a proposed two percent (2%) inflationary increase in the maximum assessment for Zone 29 and is consistent with ballot proposition approved by the qualified electors when establishing said zone. The proposed maximum assessment for fiscal year 2017-18 for Zone 29 of the District is \$187.92 per acre.

Zone 29 was established 10 years ago with an assessment of \$123.52 per acre per year. The proposed budget for fiscal year 2017-18 is \$1,582.24.

### **Street Lighting Zone 30**

For fiscal year 2017-18, there is a proposed two percent (2%) inflationary increase in the maximum assessment for Zone 30 and is consistent with ballot proposition approved by the qualified electors when establishing said zone. The proposed maximum assessment for fiscal year 2017-18 for Zone 30 of the District is \$6.98 per acre.

Zone 30 was established 10 years ago with an assessment of \$4.62 per acre per year. The proposed budget for fiscal year 2017-18 is \$401.17.

### **Street Lighting Zone 31**

For fiscal year 2017-18, there is a proposed two percent (2%) inflationary increase in the maximum assessment for Zone 31 and is consistent with ballot proposition approved by the qualified electors when establishing said zone. The proposed maximum assessment for fiscal year 2017-18 for Zone 31 of the District is \$201.40 per acre.

Zone 31 was established 10 years ago with an assessment of \$132.40 per acre per year. The proposed budget for fiscal year 2017-18 is \$296.06.

### **Street Lighting Zone 36**

## ATTACHMENT A

For fiscal year 2017-18, there is a proposed two percent (2%) inflationary increase in the maximum assessment for Zone 36 and is consistent with ballot proposition approved by the qualified electors when establishing said zone. The proposed maximum assessment for fiscal year 2017-18 for Zone 36 of the District is \$53.94 per acre.

Zone 36 was established 10 years ago with an assessment of \$34.46 per acre per year. The proposed budget for fiscal year 2017-18 is \$607.34.

### **Street Lighting Zone 37**

For fiscal year 2017-18, there is a proposed two percent (2%) inflationary increase in the maximum assessment for Zone 37 and is consistent with ballot proposition approved by the qualified electors when establishing said zone. The proposed maximum assessment for fiscal year 2017-18 for Zone 37 of the District is \$85.53 per acre.

Zone 37 was established 10 years ago with an assessment of \$56.24 per acre per year. The proposed budget for fiscal year 2017-18 is \$792.84.

### **Street Lighting Zone 38**

For fiscal year 2017-18, there is a proposed two percent (2%) inflationary increase in the maximum assessment for Zone 38 and is consistent with ballot proposition approved by the qualified electors when establishing said zone. The proposed maximum assessment for fiscal year 2017-18 for Zone 38 of the District is \$866.58 per acre.

Zone 38 was established 10 years ago with an assessment of \$569.44 per acre per year. The proposed budget for fiscal year 2017-18 is \$311.97.

### **Street Lighting Zone 42**

For fiscal year 2017-18, there is a proposed two percent (2%) inflationary increase in the maximum assessment for Zone 42 and is consistent with ballot proposition approved by the qualified electors when establishing said zone. The proposed maximum assessment for fiscal year 2017-18 for Zone 42 of the District is \$188.96 per acre.

Zone 42 was established 10 years ago with an assessment of \$126.66 per acre per year. The proposed budget for fiscal year 2017-18 is \$566.87.

### **Street Lighting Zone 43**

For fiscal year 2017-18, there is a proposed two percent (2%) inflationary increase in the maximum assessment for Zone 43 and is consistent with ballot proposition approved by the qualified electors when establishing said zone. The proposed maximum assessment for fiscal year 2017-18 for Zone 43 of the District is \$87.95 per parcel.

Zone 43 was established 10 years ago with an assessment of \$57.80 per parcel per year. The proposed budget for fiscal year 2017-18 is \$439.77.

### **Street Lighting Zone 44**

For fiscal year 2017-18, there is a proposed two percent (2%) inflationary increase in the maximum assessment for Zone 44 and is consistent with ballot proposition approved by the

## ATTACHMENT A

qualified electors when establishing said zone. The proposed maximum assessment for fiscal year 2017-18 for Zone 44 of the District is \$242.70 per acre.

Zone 44 was established 10 years ago with an assessment of \$159.50 per acre per year. The proposed budget for fiscal year 2017-18 is \$1,186.80.

### **Street Lighting Zone 45**

For fiscal year 2017-18, there is a proposed two percent (2%) inflationary increase in the maximum assessment for Zone 45 and is consistent with ballot proposition approved by the qualified electors when establishing said zone. The proposed maximum assessment for fiscal year 2017-18 for Zone 45 of the District is \$30.08 per acre.

Zone 45 was established 10 years ago with an assessment of \$19.78 per acre per year. The proposed budget for fiscal year 2017-18 is \$306.21.

### **Street Lighting Zone 46**

For fiscal year 2017-18, there is a proposed two percent (2%) inflationary increase in the maximum assessment for Zone 46 and is consistent with ballot proposition approved by the qualified electors when establishing said zone. The proposed maximum assessment for fiscal year 2017-18 for Zone 46 of the District is \$44.17 per acre.

Zone 46 was established 10 years ago with an assessment of \$29.06 per acre per year. The proposed budget for fiscal year 2017-18 is \$363.93.

### **Street Lighting Zone 47**

For fiscal year 2017-18, there is a proposed two percent (2%) inflationary increase in the maximum assessment for Zone 47 and is consistent with ballot proposition approved by the qualified electors when establishing said zone. The proposed maximum assessment for fiscal year 2017-18 for Zone 47 of the District is \$73.41 per acre.

Zone 47 was established 10 years ago with an assessment of \$48.28 per acre per year. The proposed budget for fiscal year 2017-18 is \$5,654.73.

### **Street Lighting Zone 48**

For fiscal year 2017-18, there is a proposed two percent (2%) inflationary increase in the maximum assessment for Zone 48 and is consistent with ballot proposition approved by the qualified electors when establishing said zone. The proposed maximum assessment for fiscal year 2017-18 for Zone 48 of the District is \$54.26 per acre.

Zone 48 was established 10 years ago with an assessment of \$35.68 per acre per year. The proposed budget for fiscal year 2017-18 is \$964.27.

### **Street Lighting Zone 52**

For fiscal year 2017-18, there is a proposed two percent (2%) inflationary increase in the maximum assessment for Zone 52 and is consistent with ballot proposition approved by the qualified electors when establishing said zone. The proposed maximum assessment for fiscal year 2017-18 for Zone 52 of the District is \$123.76 per acre.



## ATTACHMENT A

Zone 52 was established 10 years ago with an assessment of \$82.96 per acre per year. The proposed budget for fiscal year 2017-18 is \$1,082.87.

### **Street Lighting Zone 53**

For fiscal year 2017-18, there is a proposed two percent (2%) inflationary increase in the maximum assessment for Zone 53 and is consistent with ballot proposition approved by the qualified electors when establishing said zone. The proposed maximum assessment for fiscal year 2017-18 for Zone 53 of the District is \$39.88 per acre.

Zone 53 was established 8 years ago with an assessment of \$28.84 per acre per year. The proposed budget for fiscal year 2017-18 is \$456.65.

### **Street Lighting Zone 54**

For fiscal year 2017-18, there is a proposed two percent (2%) inflationary increase in the maximum assessment for Zone 54 and is consistent with ballot proposition approved by the qualified electors when establishing said zone. The proposed maximum assessment for fiscal year 2017-18 for Zone 54 of the District is \$158.26 per acre.

Zone 54 was established 10 years ago with an assessment of \$104.02 per acre per year. The proposed budget for fiscal year 2017-18 is \$900.52.

### **Street Lighting Zone 55**

For fiscal year 2017-18, there is a proposed two percent (2%) inflationary increase in the maximum assessment for Zone 55 and is consistent with ballot proposition approved by the qualified electors when establishing said zone. The proposed maximum assessment for fiscal year 2017-18 for Zone 55 of the District is \$221.60 per acre.

Zone 55 was established 10 years ago with an assessment of \$145.66 per acre per year. The proposed budget for fiscal year 2017-18 is \$873.12.

### **Street Lighting Zone 56**

For fiscal year 2017-18, there is a proposed two percent (2%) inflationary increase in the maximum assessment for Zone 56 and is consistent with ballot proposition approved by the qualified electors when establishing said zone. The proposed maximum assessment for fiscal year 2017-18 for Zone 56 of the District is \$3.77 per acre.

Zone 56 was established 10 years ago with an assessment of \$2.52 per acre per year. The proposed budget for fiscal year 2017-18 is \$217.01.

### **Street Lighting Zone 57**

For fiscal year 2017-18, there is a proposed two percent (2%) inflationary increase in the maximum assessment for Zone 57 and is consistent with ballot proposition approved by the qualified electors when establishing said zone. The proposed maximum assessment for fiscal year 2017-18 for Zone 57 of the District is \$98.27 per acre.

Zone 57 was established 10 years ago with an assessment of \$64.60 per acre per year. The proposed budget for fiscal year 2017-18 is \$1,473.02.

### **Street Lighting Zone 58**

## ATTACHMENT A

For fiscal year 2017-18, there is a proposed two percent (2%) inflationary increase in the maximum assessment for Zone 58 and is consistent with ballot proposition approved by the qualified electors when establishing said zone. The proposed maximum assessment for fiscal year 2017-18 for Zone 58 of the District is \$3.85 per acre.

Zone 58 was established 10 years ago with an assessment of \$2.62 per acre per year. The proposed budget for fiscal year 2017-18 is \$644.07.

### **Street Lighting Zone 61**

For fiscal year 2017-18, there is a proposed two percent (2%) inflationary increase in the maximum assessment for Zone 61 and is consistent with ballot proposition approved by the qualified electors when establishing said zone. The proposed maximum assessment for fiscal year 2017-18 for Zone 61 of the District is \$66.43 per acre.

Zone 61 was established 8 years ago with an assessment of \$48.04 per acre per year. The proposed budget for fiscal year 2017-18 is \$411.22.

### **Street Lighting Zone 64**

For fiscal year 2017-18, there is a proposed two percent (2%) inflationary increase in the maximum assessment for Zone 64 and is consistent with ballot proposition approved by the qualified electors when establishing said zone. The proposed maximum assessment for fiscal year 2017-18 for Zone 64 of the District is \$1,955.97 per acre.

Zone 64 was established 8 years ago with an assessment of \$1,414.30 per acre per year. The proposed budget for fiscal year 2017-18 is \$1,212.70.

### **Street Lighting Zone 65**

For fiscal year 2017-18, there is a proposed two percent (2%) inflationary increase in the maximum assessment for Zone 65 and is consistent with ballot proposition approved by the qualified electors when establishing said zone. The proposed maximum assessment for fiscal year 2017-18 for Zone 65 of the District is \$155.63 per acre.

Zone 65 was established 8 years ago with an assessment of \$114.78 per acre per year. The proposed budget for fiscal year 2017-18 is \$1,789.76.

### **Street Lighting Zone 66**

For fiscal year 2017-18, there is a proposed two percent (2%) inflationary increase in the maximum assessment for Zone 66 and is consistent with ballot proposition approved by the qualified electors when establishing said zone. The proposed maximum assessment for fiscal year 2017-18 for Zone 66 of the District is \$451.83 per acre.

Zone 66 was established 8 years ago with an assessment of \$326.74 per acre per year. The proposed budget for fiscal year 2017-18 is \$908.18.

### **Street Lighting Zone 67**

For fiscal year 2017-18, there is a proposed two percent (2%) inflationary increase in the maximum assessment for Zone 67 and is consistent with ballot proposition approved by the

## ATTACHMENT A

qualified electors when establishing said zone. The proposed maximum assessment for fiscal year 2017-18 for Zone 67 of the District is \$309.15 per acre.

Zone 67 was established 8 years ago with an assessment of \$223.58 per acre per year. The proposed budget for fiscal year 2017-18 is \$2,281.54.

### **Street Lighting Zone 68**

For fiscal year 2017-18, there is a proposed two percent (2%) inflationary increase in the maximum assessment for Zone 68 and is consistent with ballot proposition approved by the qualified electors when establishing said zone. The proposed maximum assessment for fiscal year 2017-18 for Zone 68 of the District is \$2.73 per acre.

Zone 68 was established 8 years ago with an assessment of \$2.00 per acre per year. The proposed budget for fiscal year 2017-18 is \$1,158.88.

### **Street Lighting Zone 72**

For fiscal year 2017-18, there is a proposed two percent (2%) inflationary increase in the maximum assessment for Zone 72 and is consistent with ballot proposition approved by the qualified electors when establishing said zone. The proposed maximum assessment for fiscal year 2017-18 for Zone 72 of the District is \$130.39 per acre.

Zone 72 was established 8 years ago with an assessment of \$94.30 per acre per year. The proposed budget for fiscal year 2017-18 is \$456.35.

### **Street Lighting Zone 74**

For fiscal year 2017-18, there is a proposed two percent (2%) inflationary increase in the maximum assessment for Zone 74 and is consistent with ballot proposition approved by the qualified electors when establishing said zone. The proposed maximum assessment for fiscal year 2017-18 for Zone 74 of the District is \$456.34 per acre.

Zone 74 was established 8 years ago with an assessment of \$330.00 per acre per year. The proposed budget for fiscal year 2017-18 is \$456.34.

### **Street Lighting Zone 75**

For fiscal year 2017-18, there is a proposed two percent (2%) inflationary increase in the maximum assessment for Zone 75 and is consistent with ballot proposition approved by the qualified electors when establishing said zone. The proposed maximum assessment for fiscal year 2017-18 for Zone 75 of the District is \$114.94 per acre.

Zone 75 was established 8 years ago with an assessment of \$83.12 per acre per year. The proposed budget for fiscal year 2017-18 is \$456.29.

### **Street Lighting Zone 76**

For fiscal year 2017-18, there is a proposed two percent (2%) inflationary increase in the maximum assessment for Zone 76 and is consistent with ballot proposition approved by the qualified electors when establishing said zone. The proposed maximum assessment for fiscal year 2017-18 for Zone 76 of the District is \$443.04 per acre.

## ATTACHMENT A

Zone 76 was established 8 years ago with an assessment of \$320.38 per acre per year. The proposed budget for fiscal year 2017-18 is \$429.75.

### **Street Lighting Zone 78**

For fiscal year 2017-18, there is a proposed two percent (2%) inflationary increase in the maximum assessment for Zone 78 and is consistent with ballot proposition approved by the qualified electors when establishing said zone. The proposed maximum assessment for fiscal year 2017-18 for Zone 78 of the District is \$144.98 per acre.

Zone 78 was established 7 years ago with an assessment of \$106.96 per acre per year. The proposed budget for fiscal year 2017-18 is \$1,767.34.

### **Street Lighting Zone 81**

For fiscal year 2017-18, there is a proposed two percent (2%) inflationary increase in the maximum assessment for Zone 81 and is consistent with ballot proposition approved by the qualified electors when establishing said zone. The proposed maximum assessment for fiscal year 2017-18 for Zone 81 of the District is \$360.81 per acre.

Zone 81 was established 7 years ago with an assessment of \$266.12 per acre per year. The proposed budget for fiscal year 2017-18 is \$1,259.24.

### **Street Lighting Zone 82**

For fiscal year 2017-18, there is a proposed two percent (2%) inflationary increase in the maximum assessment for Zone 82 and is consistent with ballot proposition approved by the qualified electors when establishing said zone. The proposed maximum assessment for fiscal year 2017-18 for Zone 82 of the District is \$555.82 per acre.

Zone 82 was established 7 years ago with an assessment of \$409.94 per acre per year. The proposed budget for fiscal year 2017-18 is \$861.52.

### **Street Lighting Zone 85**

For fiscal year 2017-18, there is a proposed two percent (2%) inflationary increase in the maximum assessment for Zone 85 and is consistent with ballot proposition approved by the qualified electors when establishing said zone. The proposed maximum assessment for fiscal year 2017-18 for Zone 85 of the District is \$160.34 per acre.

Zone 85 was established 7 years ago with an assessment of \$118.28 per acre per year. The proposed budget for fiscal year 2017-18 is \$894.72.

### **Street Lighting Zone 89**

For fiscal year 2017-18, there is a proposed two percent (2%) inflationary increase in the maximum assessment for Zone 89 and is consistent with ballot proposition approved by the qualified electors when establishing said zone. The proposed maximum assessment for fiscal year 2017-18 for Zone 89 of the District is \$26.84 per acre.

Zone 89 was established 6 years ago with an assessment of \$20.20 per acre per year. The proposed budget for fiscal year 2017-18 is \$423.74.

### **Street Lighting Zone 95**

## ATTACHMENT A

For fiscal year 2017-18, there is a proposed two percent (2%) inflationary increase in the maximum assessment for Zone 95 and is consistent with ballot proposition approved by the qualified electors when establishing said zone. The proposed maximum assessment for fiscal year 2017-18 for Zone 95 of the District is \$240.98 per acre.

Zone 95 was established 6 years ago with an assessment of \$181.32 per acre per year. The proposed budget for fiscal year 2017-18 is \$438.58.

### **Street Lighting Zone 97**

For fiscal year 2017-18, there is a proposed two percent (2%) inflationary increase in the maximum assessment for Zone 97 and is consistent with ballot proposition approved by the qualified electors when establishing said zone. The proposed maximum assessment for fiscal year 2017-18 for Zone 97 of the District is \$235.61 per acre.

Zone 97 was established 5 years ago with an assessment of \$184.36 per acre per year. The proposed budget for fiscal year 2017-18 is \$421.74.

### **Street Lighting Zone 99**

For fiscal year 2017-18, there is a proposed two percent (2%) inflationary increase in the maximum assessment for Zone 99 and is consistent with ballot proposition approved by the qualified electors when establishing said zone. The proposed maximum assessment for fiscal year 2017-18 for Zone 99 of the District is \$78.37 per acre.

Zone 99 was established 5 years ago with an assessment of \$61.34 per acre per year. The proposed budget for fiscal year 2017-18 is \$843.22.

### **Street Lighting Zone 101**

For fiscal year 2017-18, there is a proposed two percent (2%) inflationary increase in the maximum assessment for Zone 101 and is consistent with ballot proposition approved by the qualified electors when establishing said zone. The proposed maximum assessment for fiscal year 2017-18 for Zone 101 of the District is \$1,117.27 per acre.

Zone 101 was established 4 years ago with an assessment of \$891.60 per acre per year. The proposed budget for fiscal year 2017-18 is \$759.74.

### **Street Lighting Zone 103**

For fiscal year 2017-18, there is a proposed two percent (2%) inflationary increase in the maximum assessment for Zone 103 and is consistent with ballot proposition approved by the qualified electors when establishing said zone. The proposed maximum assessment for fiscal year 2017-18 for Zone 103 of the District is \$403.40 per acre.

Zone 103 was established 4 years ago with an assessment of \$321.94 per acre per year. The proposed budget for fiscal year 2017-18 is \$1,662.01.

### **Street Lighting Zone 104**

For fiscal year 2017-18, there is a proposed two percent (2%) inflationary increase in the maximum assessment for Zone 104 and is consistent with ballot proposition approved by the

## ATTACHMENT A

qualified electors when establishing said zone. The proposed maximum assessment for fiscal year 2017-18 for Zone 104 of the District is \$59.77 per acre.

Zone 104 was established 4 years ago with an assessment of \$47.72 per acre per year. The proposed budget for fiscal year 2017-18 is \$826.65.

### **Street Lighting Zone 107**

For fiscal year 2017-18, there is a proposed two percent (2%) inflationary increase in the maximum assessment for Zone 107 and is consistent with ballot proposition approved by the qualified electors when establishing said zone. The proposed maximum assessment for fiscal year 2017-18 for Zone 107 of the District is \$58.94 per parcel.

Zone 107 was established 2 years ago with an assessment of \$386.40 per parcel per year. The proposed budget for fiscal year 2017-18 is \$1,119.78.

### **Street Lighting Zone 108**

For fiscal year 2017-18, there is a proposed two percent (2%) inflationary increase in the maximum assessment for Zone 108 and is consistent with ballot proposition approved by the qualified electors when establishing said zone. The proposed maximum assessment for fiscal year 2017-18 for Zone 108 of the District is \$209.12 per parcel.

Zone 108 was established 2 years ago with an assessment of \$386.40 per parcel per year. The proposed budget for fiscal year 2017-18 is \$209.12.

### **Street Lighting Zone 109**

For fiscal year 2017-18, there is a proposed two percent (2%) inflationary increase in the maximum assessment for Zone 109 and is consistent with ballot proposition approved by the qualified electors when establishing said zone. The proposed maximum assessment for fiscal year 2017-18 for Zone 109 of the District is \$410.05 per parcel.

Zone 109 was established 2 years ago with an assessment of \$386.40 per parcel per year. The proposed budget for fiscal year 2017-18 is \$410.05.

### **Street Lighting Zone 110**

For fiscal year 2017-18, there is a proposed two percent (2%) inflationary increase in the maximum assessment for Zone 110 and is consistent with ballot proposition approved by the qualified electors when establishing said zone. The proposed maximum assessment for fiscal year 2017-18 for Zone 110 of the District is \$873.94 per parcel.

Zone 110 was established 2 years ago with an assessment of \$840.00 per parcel per year. The proposed budget for fiscal year 2017-18 is \$873.94.



OFFICE OF  
CLERK OF THE BOARD OF SUPERVISORS  
1st FLOOR, COUNTY ADMINISTRATIVE CENTER  
P.O. BOX 1147, 4080 LEMON STREET  
RIVERSIDE, CA 92502-1147  
PHONE: (951) 955-1060  
FAX: (951) 955-1071

KECIA HARPER-IHEM  
Clerk of the Board of Supervisors

KIMBERLY A. RECTOR  
Assistant Clerk of the Board

June 26, 2017

THE PRESS ENTERPRISE  
ATTN: LEGALS  
PO BOX 792  
RIVERSIDE, CA 92501

FAX: (951) 368-9018  
E-MAIL: [legals@pe.com](mailto:legals@pe.com)

**RE: NOTICE OF PUBLIC HEARING: RESOLUTION 2017-070 Street Lighting Zones**

To Whom It May Concern:

Attached is a copy for publication in your newspaper for **ONE (1) TIME** on **Thursday, June 29, 2017**.

We require your affidavit of publication immediately upon completion of the last publication.

Your invoice must be submitted to this office, **WITH TWO CLIPPINGS OF THE PUBLICATION**.

**NOTE: PLEASE COMPOSE THIS PUBLICATION INTO A SINGLE COLUMN FORMAT.**

Thank you in advance for your assistance and expertise.

Sincerely,

*Cecilia Gil*

Board Assistant to:  
KECIA HARPER-IHEM, CLERK OF THE BOARD

## Gil, Cecilia

---

**From:** Legals <legals@pe.com>  
**Sent:** Monday, June 26, 2017 8:29 AM  
**To:** Gil, Cecilia  
**Subject:** Re: FOR PUBLICATION: Res. 2017-070 Street Lighting Zones

Received for publication on 6/29. Proof with cost to follow.

Nick Eller

### 4th Of July Deadlines

| Pub Date | Deadline        |
|----------|-----------------|
| 7/4      | 6/29 @ 10:30 am |
| 7/5      | 6/30 @ 10:30 am |
| 7/6-7/7  | 7/3 @ 10:30 am  |

Legal Advertising Phone: **951-368-9222** / Fax: 951-368-9018 / E-mail: [legals@pe.com](mailto:legals@pe.com)

Deadline is 10:30 AM, three (3) business days prior to the date you would like to publish.

**\*\*Additional days required for larger ad sizes\*\***

**\*\*Employees of The Press-Enterprise are not able to give legal advice of any kind\*\***

---

## The Press-Enterprise PE.com / La Prensa

On Mon, Jun 26, 2017 at 8:18 AM, Gil, Cecilia <[CCGIL@rivco.org](mailto:CCGIL@rivco.org)> wrote:

Good morning! Notice of Public Hearing is attached, for publication on Thursday, June 29, 2017. Please confirm. THANK YOU!

*Cecilia Gil*

Board Assistant

Clerk of the Board of Supervisors

4080 Lemon St., 1st Floor, Room 127

Riverside, CA 92501

(951) 955-8464 Fax (951) 955-1071

Mail Stop# 1010

[ccgil@rivco.org](mailto:ccgil@rivco.org)



**NOTICE OF PUBLIC HEARING BEFORE THE BOARD OF SUPERVISORS OF THE COUNTY OF RIVERSIDE**

NOTICE IS HEREBY GIVEN that a public hearing at which all interested persons will be heard, will be held before the Board of Supervisors of Riverside County, California, on the 1<sup>st</sup> Floor, County Administrative Center, Board of Supervisors Chambers, 4080 Lemon Street, Riverside, on **Tuesday, July 11, 2017 at 9:00 a.m.**, or as soon as possible thereafter, to consider the following:

**RESOLUTION NO. 2017-070**

RESOLUTION OF THE BOARD OF SUPERVISORS DECLARING INTENTION TO LEVY AND COLLECT ASSESSMENTS WITHIN ZONES 1, 3, 8, 10, 11, 15, 19, 24, 26, 28, 29, 31, 36, 39, 43, 44, 45, 53, 55, 57, 58, 66, 68, 72, 74, 83, 84, 86, 87, 89, 91, 92, 94, 97, 100, 103, 109, 110, 112, 119, 123, 124, 135, 138, 145, 146, 148, 149, 152, 153, 154, 155, 157, 160, 161, 162, 164, 166, 168, 171, 172, 174, 175, 180, 187, 188, 190, 191, 192, 193 AND 195, AND STREET LIGHTING ZONES 2, 3, 4, 9, 11, 12, 13, 14, 16, 20, 21, 22, 25, 29, 30, 31, 36, 37, 38, 42, 43, 44, 45, 46, 47, 48, 52, 53, 54, 55, 56, 57, 58, 61, 64, 65, 66, 67, 68, 72, 74, 75, 76, 78, 81, 82, 85, 89, 95, 97, 99, 101, 103, 104, 107, 108, 109 AND 110 OF THE LANDSCAPING AND LIGHTING MAINTENANCE DISTRICT NO. 89-1-CONSOLIDATED OF THE COUNTY OF RIVERSIDE PURSUANT TO THE LANDSCAPING AND LIGHTING ACT OF 1972 FOR THE MAINTENANCE AND SERVICING OF LANDSCAPING, MULTI-PURPOSE TRAILS, FENCING, FOSSIL FILTERS, BIO-SWALES, GRAFFITI ABATEMENT, TRAFFIC SIGNALS, BRIDGE LIGHTS, AND STREETLIGHTS FOR FISCAL YEAR 2017-18; AND GIVING NOTICE OF AND SETTING THE TIME AND PLACE OF THE PUBLIC HEARING ON THE ANNUAL ASSESSMENT AND ORDERING NOTICE OF THE PUBLIC HEARING TO BE PUBLISHED

**WHEREAS**, the Board of Supervisors (hereinafter the "Board of Supervisors") of the County of Riverside (hereinafter the "County") has conducted proceedings for and has established Landscaping and Lighting Maintenance District No. 89-1-Consolidated of the County of Riverside, State of California (hereinafter "L&LMD No. 89-1-C") pursuant to the Landscaping and Lighting Act of 1972, which is Part 2 (commencing with Section 22500) of Division 15 of the Streets and Highways Code (hereinafter the "Streets and Highways Code"), for the installation and planting of landscaping; the installation of multi-purpose trails; the installation of fencing; the installation of fossil filters; the installation of irrigation or electrical facilities; the maintenance and servicing of such landscaping, multi-purpose trail, fencing, fossil filters and irrigation or electrical improvements; and the provision of electricity to streetlights, traffic signals, and bridge lights within the public rights-of-way; and

**WHEREAS**, as ordered by the Board of Supervisors, the Director of Transportation of the County has filed with the Clerk of the Board of Supervisors an Engineer's Report (hereinafter the " Report ") regarding the assessments to be levied and collected within 71 Assessment Zones (hereinafter "Zone 1", "Zone 3", "Zone 8", "Zone 10", "Zone 11", "Zone 15", "Zone 19", "Zone 24", "Zone 26", "Zone 28", "Zone 29", "Zone 31", "Zone 36", "Zone 39", "Zone 43", "Zone 44", "Zone 45", "Zone 53", "Zone 55", "Zone 57", "Zone 58", "Zone 66", "Zone 68", "Zone 72", "Zone 74", "Zone 83", "Zone 84", "Zone 86", "Zone 87", "Zone 89", "Zone 91", "Zone 92", "Zone 94", "Zone 97", "Zone 100", "Zone 103", "Zone 109", "Zone 110", "Zone 112", "Zone 119", "Zone 123", "Zone 124", "Zone 135", "Zone 138", "Zone 145", "Zone 146", "Zone 148", "Zone 149", "Zone 152", "Zone 153", "Zone 154", "Zone 155", "Zone 157", "Zone 160", "Zone 161", "Zone 162", "Zone 164", "Zone 166", "Zone 168", "Zone 171", "Zone 172", "Zone 174", "Zone 175", "Zone 180", "Zone 187", "Zone 188", "Zone 190", "Zone 191", "Zone 192", "Zone 193", and "Zone 195", and collectively "Zones"); and 58 Street Lighting Assessment Zones (hereinafter "Street Lighting Zone 2", "Street Lighting Zone 3", "Street Lighting Zone 4", "Street Lighting Zone 9", "Street Lighting Zone 11", "Street Lighting Zone 12", "Street Lighting Zone 13", "Street Lighting Zone 14", "Street Lighting Zone 16", "Street Lighting Zone 20", "Street Lighting Zone 21", "Street Lighting Zone 22", "Street Lighting Zone 25", "Street Lighting Zone 29", "Street Lighting Zone 30", "Street Lighting Zone 31", "Street Lighting Zone 36", "Street Lighting Zone 37", "Street Lighting Zone 38", "Street Lighting Zone 42", "Street Lighting Zone 43", "Street Lighting Zone 44", "Street Lighting Zone 45", "Street Lighting Zone 46", "Street Lighting Zone 47", "Street Lighting Zone 48", "Street Lighting Zone 52", "Street Lighting Zone 53", "Street Lighting Zone 54", "Street Lighting Zone 55", "Street Lighting Zone 56", "Street Lighting Zone 57", "Street Lighting Zone 58", "Street

Lighting Zone 61", "Street Lighting Zone 64", "Street Lighting Zone 65", "Street Lighting Zone 66", "Street Lighting Zone 67", "Street Lighting Zone 68", "Street Lighting Zone 72", "Street Lighting Zone 74", "Street Lighting Zone 75", "Street Lighting Zone 76", "Street Lighting Zone 78", "Street Lighting Zone 81", "Street Lighting Zone 82", "Street Lighting Zone 85", "Street Lighting Zone 89", "Street Lighting Zone 95", "Street Lighting Zone 97", "Street Lighting Zone 99", "Street Lighting Zone 101", "Street Lighting Zone 103", "Street Lighting Zone 104", "Street Lighting Zone 107", "Street Lighting Zone 108", "Street Lighting Zone 109" and "Street Lighting Zone 110", and collectively "Street Lighting Zones") of L&LMD No. 89-1-C for fiscal year 2017-18 to pay the costs of maintenance services and improvements as identified in the preceding recital, and the Report has been presented to and considered by the Board of Supervisors; and

**WHEREAS**, the Report filed with the Clerk of the Board of Supervisors states that the assessments to be levied in the respective Zones and Street Lighting Zones for fiscal year 2017-18 are in an amount that is the same as levied in fiscal year 2016-17, or increased by two percent (2%) more than the assessments levied for fiscal year 2016-17 (based on the cumulative percentage increase in the CPI-U from March 2016 through March 2017), and are consistent with the terms of the ballot proposition approving the annexation of each zone; and

**WHEREAS**, it is necessary that the Board of Supervisors adopt a resolution of intention pursuant to Section 22624 of the Streets and Highways Code, which fixes and gives notice, pursuant to Section 22626(a) of the Streets and Highways Code, of the time and place of a public hearing on said Report and the annual assessments for fiscal year 2017-18;

**NOW, THEREFORE, BE IT RESOLVED, FOUND, DETERMINED AND ORDERED** by the Board of Supervisors of the County of Riverside assembled in regular session on July 11, 2017 as follows:

**Section 1. Findings.** The Board of Supervisors finds after reviewing the Report that:

(a) The foregoing recitals are true and correct: The Report for Zones 1, 3, 8, 10, 11, 15, 19, 24, 26, 28, 29, 31, 36, 39, 43, 44, 45, 53, 55, 57, 58, 66, 68, 72, 74, 83, 84, 86, 87, 89, 91, 92, 94, 97, 100, 103, 109, 110, 112, 119, 123, 124, 135, 138, 145, 146, 148, 149, 152, 153, 154, 155, 157, 160, 161, 162, 164, 166, 168, 171, 172, 174, 175, 180, 187, 188, 190, 191, 192, 193 and 195, and Street Lighting Zones 2, 3, 4, 9, 11, 12, 13, 14, 16, 20, 21, 22, 25, 29, 30, 31, 36, 37, 38, 42, 43, 44, 45, 46, 47, 48, 52, 53, 54, 55, 56, 57, 58, 61, 64, 65, 66, 67, 68, 72, 74, 75, 76, 78, 81, 82, 85, 89, 95, 97, 99, 101, 103, 104, 107, 108, 109 and 110 of L&LMD No. 89-1-C contains all matters required by Section 22565 through 22574 of the Streets and Highways Code and may, therefore, be approved by the Board of Supervisors; and

(b) The 2017-18 fiscal year assessment within Zone 1 of L&LMD No. 89-1-C is \$178.52 per acre; and within Zone 3 of L&LMD No. 89-1-C is \$77.68 per parcel; and within Zone 8 of L&LMD No. 89-1-C is \$49.18 per EDU; and within Zone 10 of L&LMD No. 89-1-C is \$403.96 per acre; and within Zone 11 of L&LMD No. 89-1-C is \$135.83 per parcel; and within Zone 15 of L&LMD No. 89-1-C is \$416.93 per parcel; and within Zone 19 of L&LMD No. 89-1-C is \$212.87 per parcel; and within Zone 24 of L&LMD No. 89-1-C is \$134.08 per parcel; and within Zone 26 of L&LMD No. 89-1-C is \$147.06 per parcel; and within Zone 28 of L&LMD No. 89-1-C is \$115.82 per parcel; and within Zone 29 of L&LMD No. 89-1-C is \$92.35 per parcel; and within Zone 31 of L&LMD No. 89-1-C is \$311.61 per parcel; and within Zone 36 of L&LMD No. 89-1-C is \$121.83 per parcel; and within Zone 39 of L&LMD No. 89-1-C is \$56.69 per parcel; and within Zone 43 of L&LMD No. 89-1-C is \$166.21 per parcel; and within Zone 44 of L&LMD No. 89-1-C is \$62.74 per parcel; and within Zone 45 of L&LMD No. 89-1-C is \$267.46 per parcel; and within Zone 53 of L&LMD No. 89-1-C is \$460.95 per parcel; and within Zone 55 of L&LMD No. 89-1-C is \$71.77 per parcel; and within Zone 57 of L&LMD No. 89-1-C is \$298.35 per parcel; and within Zone 58 of L&LMD No. 89-1-C is \$774.48 per parcel; and within Zone 66 of L&LMD No. 89-1-C is \$243.48 per parcel; and within Zone 68 of L&LMD No. 89-1-C is \$674.21 per parcel; and within Zone 72 of L&LMD No. 89-1-C is \$243.93 per parcel; and within Zone 74 of L&LMD No. 89-1-C is \$621.45 per parcel; and within Zone 83 of L&LMD No. 89-1-C is \$543.06 per acre; and within Zone 84 of L&LMD No. 89-1-C is \$274.34 per parcel; and within Zone 86 of L&LMD No. 89-1-C is \$224.73 per parcel; and within Zone 87 of L&LMD No. 89-1-C is \$229.05 per acre; and within Zone 89 of L&LMD No. 89-1-C is \$104.95 per acre; and within Zone 91 of L&LMD No. 89-1-C is \$636.85 per parcel; and within Zone 92 of L&LMD No. 89-1-C is \$696.68 per parcel; and within Zone 94 of L&LMD No. 89-1-C is \$837.99 per acre; and within Zone 97 of L&LMD No. 89-1-C is \$368.85 per parcel; and within Zone 100 of L&LMD No. 89-1-C is \$850.79 per parcel; and within Zone 103 of L&LMD No. 89-1-C is \$58.77 per parcel; and within Zone 109 of L&LMD No. 89-1-C is \$8.09 per parcel; and within Zone 110 of L&LMD No. 89-1-C is \$114.18 per parcel; and within Zone 112 of L&LMD No. 89-1-C is \$410.71 per parcel; and within Zone 119 of L&LMD No. 89-1-C is \$1,104.29 per parcel; and within Zone 123 of L&LMD No. 89-1-C is \$447.58 per

acre; and within Zone 124 of L&LMD No. 89-1-C is \$739.87 per acre; and within Zone 135 of L&LMD No. 89-1-C is \$17.32 per acre; and within Zone 138 of L&LMD No. 89-1-C is \$1,306.94 per acre; and within Zone 145 of L&LMD No. 89-1-C is \$133.90 per acre; and within Zone 146 of L&LMD No. 89-1-C is \$894.60 per acre; and within Zone 148 of L&LMD No. 89-1-C is \$133.37 per acre; and within Zone 149 of L&LMD No. 89-1-C is \$465.06 per acre; and within Zone 152 of L&LMD No. 89-1-C is \$732.30 per acre; and within Zone 153 of L&LMD No. 89-1-C is \$1,876.91 per acre; and within Zone 154 of L&LMD No. 89-1-C is \$150.76 per acre; and within Zone 155 of L&LMD No. 89-1-C is \$521.08 per acre; and within Zone 157 of L&LMD No. 89-1-C is \$923.95 per acre; and within Zone 160 of L&LMD No. 89-1-C is \$141.25 per acre; and within Zone 161 of L&LMD No. 89-1-C is \$410.15 per acre; and within Zone 162 of L&LMD No. 89-1-C is \$114.91 per parcel; and within Zone 164 of L&LMD No. 89-1-C is \$102.59 per acre; and within Zone 166 of L&LMD No. 89-1-C is \$352.79 per acre; and within Zone 168 of L&LMD No. 89-1-C is \$66.04 per parcel; and within Zone 171 of L&LMD No. 89-1-C is \$2,164.21 per acre; and within Zone 172 of L&LMD No. 89-1-C is \$102.19 per parcel; and within Zone 174 of L&LMD No. 89-1-C is \$259.74 per acre; and within Zone 175 of L&LMD No. 89-1-C is \$4,289.94 per parcel; and within Zone 180 of L&LMD No. 89-1-C is \$1,227.26 per parcel; and within Zone 187 of L&LMD No. 89-1-C is \$68.51 per parcel; and within Zone 188 of L&LMD No. 89-1-C is \$812.89 per parcel; and within Zone 190 of L&LMD No. 89-1-C is \$24.46 per parcel; and within Zone 191 of L&LMD No. 89-1-C is \$263.22 per acre; and within Zone 192 of L&LMD No. 89-1-C is \$427.60 per acre; and within Zone 193 of L&LMD No. 89-1-C is \$80.11 per acre; and within Zone 195 of L&LMD No. 89-1-C is \$253.78 per parcel; and within Street Lighting Zone 2 of L&LMD No. 89-1-C is \$182.56 per parcel; and within Street Lighting Zone 3 of L&LMD No. 89-1-C is \$281.43 per parcel; and within Street Lighting Zone 4 of L&LMD No. 89-1-C is \$55.64 per parcel; and within Street Lighting Zone 9 of L&LMD No. 89-1-C is \$110.22 per acre; and within Street Lighting Zone 11 of L&LMD No. 89-1-C is \$69.70 per acre; and within Street Lighting Zone 12 of L&LMD No. 89-1-C is \$130.11 per acre; and within Street Lighting Zone 13 of L&LMD No. 89-1-C is \$205.64 per acre; and within Street Lighting Zone 14 of L&LMD No. 89-1-C is \$283.19 per parcel; and within Street Lighting Zone 16 of L&LMD No. 89-1-C is \$21.21 per acre; and within Street Lighting Zone 20 of L&LMD No. 89-1-C is \$38.65 per parcel; and within Street Lighting Zone 21 of L&LMD No. 89-1-C is \$59.60 per parcel; and within Street Lighting Zone 22 of L&LMD No. 89-1-C is \$45.61 per acre; and within Street Lighting Zone 25 of L&LMD No. 89-1-C is \$123.38 per acre; and within Street Lighting Zone 29 of L&LMD No. 89-1-C is \$187.92 per acre; and within Street Lighting Zone 30 of L&LMD No. 89-1-C is \$6.98 per acre; and within Street Lighting Zone 31 of L&LMD No. 89-1-C is \$201.40 per acre; and within Street Lighting Zone 36 of L&LMD No. 89-1-C is \$53.94 per acre; and within Street Lighting Zone 37 of L&LMD No. 89-1-C is \$85.53 per acre; and within Street Lighting Zone 38 of L&LMD No. 89-1-C is \$866.58 per acre; and within Street Lighting Zone 42 of L&LMD No. 89-1-C is \$188.96 per acre; and within Street Lighting Zone 43 of L&LMD No. 89-1-C is \$87.95 per parcel; and within Street Lighting Zone 44 of L&LMD No. 89-1-C is \$242.70 per acre; and within Street Lighting Zone 45 of L&LMD No. 89-1-C is \$30.08 per acre; and within Street Lighting Zone 46 of L&LMD No. 89-1-C is \$44.17 per acre; and within Street Lighting Zone 47 of L&LMD No. 89-1-C is \$73.41 per acre; and within Street Lighting Zone 48 of L&LMD No. 89-1-C is \$54.26 per acre; and within Street Lighting Zone 52 of L&LMD No. 89-1-C is \$123.76 per acre; and within Street Lighting Zone 53 of L&LMD No. 89-1-C is \$39.88 per acre; and within Street Lighting Zone 54 of L&LMD No. 89-1-C is \$158.26 per acre; and within Street Lighting Zone 55 of L&LMD No. 89-1-C is \$221.60 per acre; and within Street Lighting Zone 56 of L&LMD No. 89-1-C is \$3.77 per acre; and within Street Lighting Zone 57 of L&LMD No. 89-1-C is \$98.27 per acre; and within Street Lighting Zone 58 of L&LMD No. 89-1-C is \$3.85 per acre; and within Street Lighting Zone 61 of L&LMD No. 89-1-C is \$66.43 per acre; and within Street Lighting Zone 64 of L&LMD No. 89-1-C is \$1,955.97 per acre; and within Street Lighting Zone 65 of L&LMD No. 89-1-C is \$155.63 per acre; and within Street Lighting Zone 66 of L&LMD No. 89-1-C is \$451.83 per acre; and within Street Lighting Zone 67 of L&LMD No. 89-1-C is \$309.15 per acre; and within Street Lighting Zone 68 of L&LMD No. 89-1-C is \$2.73 per acre; and within Street Lighting Zone 72 of L&LMD No. 89-1-C is \$130.39 per acre; and within Street Lighting Zone 74 of L&LMD No. 89-1-C is \$456.34 per acre; and within Street Lighting Zone 75 of L&LMD No. 89-1-C is \$114.93 per acre; and within Street Lighting Zone 76 of L&LMD No. 89-1-C is \$443.04 per acre; and within Street Lighting Zone 78 of L&LMD No. 89-1-C is \$144.98 per acre; and within Street Lighting Zone 81 of L&LMD No. 89-1-C is \$360.81 per acre; and within Street Lighting Zone 82 of L&LMD No. 89-1-C is \$555.82 per acre; and within Street Lighting Zone 85 of L&LMD No. 89-1-C is \$160.34 per acre; and within Street Lighting Zone 89 of L&LMD No. 89-1-C is \$26.84 per acre; and within Street Lighting Zone 95 of L&LMD No. 89-1-C is \$240.98 per acre; and within Street Lighting Zone 97 of L&LMD No. 89-1-C is \$235.61 per acre; and within Street Lighting Zone 99 of L&LMD No. 89-1-C is \$78.37 per acre; and within Street Lighting Zone 101 of L&LMD No. 89-1-C is \$1,117.27 per acre; and within Street Lighting Zone 103 of L&LMD No. 89-1-C is \$403.40 per acre; and within Street Lighting Zone 104 of L&LMD No.

89-1-C is \$59.77 per acre; and within Street Lighting Zone 107 of L&LMD No. 89-1-C is \$58.94 per parcel; and within Street Lighting Zone 108 of L&LMD No. 89-1-C is \$209.12 per parcel; and within Street Lighting Zone 109 of L&LMD No. 89-1-C is \$410.05 per parcel; and within Street Lighting Zone 110 of L&LMD No. 89-1-C is \$873.94 per parcel;

The Report proposes no increase in the assessment per acre, or per parcel in Zones 1 and 3 over the assessment levied for fiscal year 2016-17. The Report proposes a two percent (2%) inflationary increase in the assessment per acre, per unit or per parcel as applicable in Zones 8, 10, 11, 15, 19, 24, 26, 28, 29, 31, 36, 39, 43, 44, 45, 53, 55, 57, 58, 66, 68, 72, 74, 83, 84, 86, 87, 89, 91, 92, 94, 97, 100, 103, 109, 110, 112, 119, 123, 124, 135, 145, 146, 148, 138, 149, 152, 153, 154, 155, 157, 160, 161, 162, 164, 166, 168, 171, 172, 174, 175, 180, 187, 188, 190, 191, 192, 193 and 195 over the assessment levied for fiscal year 2016-17 and is consistent with ballot proposition approved by the qualified electors when establishing said zones. The Report proposes a two percent (2%) inflationary increase in the assessment per acre, per unit or per parcel as applicable in Street Lighting Zones 2, 3, 4, 9, 11, 12, 13, 14, 16, 20, 21, 22, 25, 29, 30, 31, 36, 37, 38, 42, 43, 44, 45, 46, 47, 48, 52, 53, 54, 55, 56, 57, 58, 61, 64, 65, 66, 67, 68, 72, 74, 75, 76, 78, 81, 82, 85, 89, 95, 97, 99, 101, 103, 104, 107, 108, 109 and 110 over the assessment levied for fiscal year 2016-17, based on the cumulative percentage increase in the CPI-U from March 2016 through March 2017, and is consistent with ballot proposition approved by the qualified electors when establishing said zones.

**Section 2. Intent.** The Board of Supervisors declares that it intends to levy assessments on all lots and parcels of assessable land within Zones 1, 3, 8, 10, 11, 15, 19, 24, 26, 28, 29, 31, 36, 39, 43, 44, 45, 53, 55, 57, 58, 66, 68, 72, 74, 83, 84, 86, 87, 89, 91, 92, 94, 97, 100, 103, 109, 110, 112, 119, 123, 124, 135, 138, 145, 146, 148, 149, 152, 153, 154, 155, 157, 160, 161, 162, 164, 166, 168, 171, 172, 174, 175, 180, 187, 188, 190, 191, 192, 193 and 195, and Street Lighting Zones 2, 3, 4, 9, 11, 12, 13, 14, 16, 20, 21, 22, 25, 29, 30, 31, 36, 37, 38, 42, 43, 44, 45, 46, 47, 48, 52, 53, 54, 55, 56, 57, 58, 61, 64, 65, 66, 67, 68, 72, 74, 75, 76, 78, 81, 82, 85, 89, 95, 97, 99, 101, 103, 104, 107, 108, 109 and 110 of L&LMD No. 89-1-C. There are no parcels or lots within said zones that are owned by a federal or state governmental agency or another local agency. The assessments will be collected at the same time and in the same manner as property taxes are collected, and all laws providing for the collection and enforcement of property taxes shall apply to the collection and enforcement of the assessments.

**Section 3. Description of Services and Improvements to be Provided.** The maintenance service and improvements authorized within Zones 1, 3, 8, 10, 11, 15, 19, 24, 26, 28, 29, 31, 36, 39, 43, 44, 45, 53, 55, 57, 58, 66, 68, 72, 74, 83, 84, 86, 87, 89, 91, 92, 94, 97, 100, 103, 109, 110, 112, 119, 123, 124, 135, 138, 145, 146, 148, 149, 152, 153, 154, 155, 157, 160, 161, 162, 164, 166, 168, 171, 172, 174, 175, 180, 187, 188, 190, 191, 192, 193 and 195, and Street Lighting Zones 2, 3, 4, 9, 11, 12, 13, 14, 16, 20, 21, 22, 25, 29, 30, 31, 36, 37, 38, 42, 43, 44, 45, 46, 47, 48, 52, 53, 54, 55, 56, 57, 58, 61, 64, 65, 66, 67, 68, 72, 74, 75, 76, 78, 81, 82, 85, 89, 95, 97, 99, 101, 103, 104, 107, 108, 109 and 110 of L&LMD No. 89-1-C are:

- a. The installation and planting of landscaping, including trees, shrubs, grass and other ornamental vegetation;
- b. The installation of multi-purpose trails;
- c. The installation of fencing;
- d. The installation of fossil filters;
- e. The installation of bio-swales;
- f. The installation of irrigation or electrical facilities;
- g. The maintenance or servicing of any of the foregoing; and
- h. Graffiti abatement.
- i. The maintenance or servicing of and provision of electricity for traffic signals within the public rights-of-way.
- j. The maintenance or servicing of and provision of electricity for bridge lights within the public rights-of-way.
- k. The provision of electricity to streetlights within the public rights-of-way.

**Section 4. Improvements.** The improvements authorized for Zones 1, 3, 8, 10, 11, 15, 19, 24, 26, 28, 29, 31, 36, 39, 43, 45, 53, 57, 58, 66, 68, 74, 83, 84, 87, 91, 92, 97, 100, 103, 112, 119, 135, 138, 148, 152, 153, 154, 160, 161, 166, 171, 188 and 195 of L&LMD No. 89-1-C are:

- (a) The installation and planting of landscaping, including trees, shrubs, grass and other ornamental vegetation; and,

- (b) The installation of irrigation and electrical facilities; and
- (c) The maintenance or servicing of any of the foregoing.

In addition, Zones 11, 28, 29, 43, 74, 91, 92, 100, and 112 are authorized to provide the following:

- (a) Weed abatement and debris clean-up of multi-purpose trails;
- (b) Maintenance, repair and/or replacement of fencing.

In addition, Zones 74, 84, 91, 92, 97, 100, 103, 112, and 119 are authorized to provide the following:

- (a) Providing graffiti abatement services to walls and structures within the public right-of-way including incidental costs and expenses.

In addition, Zones 15, 19, 53, 57, 58, and 84 are authorized to provide the following:

- (a) Maintenance, repair and/or replacement of fossil filters within catch basins within the public right-of-way including incidental costs and expenses.

In addition, Zone 68 is authorized to provide the following:

- (a) Maintenance and servicing of bio-swales within the public right-of-way including the removal of petroleum hydrocarbons and other pollutants from water runoff.

In addition, Zones 81, 135, and 161 are authorized to provide the following:

- (a) The maintenance and servicing of traffic signals within the public right-of-way including incidental costs and expenses.

In addition, Zones 43, 58, 135, 148, 154, 160, 166, 188 and 195 are authorized to provide the following:

- (a) The maintenance and servicing of streetlights within the public right-of-ways including incidental costs and expenses.

**Section 5. Improvements.** The improvements authorized for Zones 44, 55, 86, 89, 94, 110, 149, 162, 168, 172, 187, 190, 191 and 193 of L&LMD No. 89-1-C are:

- (a) Maintenance, repair and/or replacement of fossil filters within catch basins within the public right-of-way including incidental costs and expenses.

In addition, Zones 86, 89, 94, 149, 187, 191 and 193 are authorized to provide the following:

- (a) The maintenance and servicing of streetlights within the public right-of-way including incidental costs and expenses.

In addition, Zones 86, 149, 162, 172, 187, 191 and 193 are authorized to provide the following:

- (a) The maintenance and servicing of traffic signals within the public right-of-way including incidental costs and expenses.

**Section 6. Improvements.** The improvements authorized for Zones 123, 124, 145, 146, 155, 174, 175, 180, 191 and 192 of L&LMD No. 89-1-C are:

- (a) The maintenance and servicing of traffic signals within the public right-of-way including incidental costs and expenses.

In addition, Zones 123, 124, 146, 174, 180, and 190 are authorized to provide the following:

- (a) The maintenance and servicing of streetlights within the public right-of-way including incidental costs and expenses.

**Section 7. Improvements.** The improvements authorized for Zones 157 and 164 of L&LMD No. 89-1-C are:

- (a) Maintenance and servicing of bio-swales within the public right-of-way including the removal of petroleum hydrocarbons and other pollutants from water runoff.

**Section 8. Improvements.** The improvements authorized for Street Lighting Zones 2, 3, 4, 9, 11, 12, 13, 14, 16, 20, 21, 22, 25, 29, 30, 31, 36, 37, 38, 42, 43, 44, 45, 46, 47, 48, 52, 53, 54, 55, 56, 57, 58, 61, 64, 65, 66, 67, 68, 72, 74, 75, 76, 78, 81, 82, 85, 89, 95, 97, 99, 101, 103, 104, 107, 108, 109 and 110 of L&LMD No. 89-1-C are:

- (a) The maintenance and servicing of streetlights within the public right-of-way including incidental costs and expenses.

**Section 9. The District.** The district is identified as "Landscaping and Lighting Maintenance District No. 89-1-Consolidated of the County of Riverside, State of California". The boundaries of Zones 1, 3, 8, 10, 11, 15, 19, 24, 26, 28, 29, 31, 36, 39, 43, 44, 45, 53, 55, 57, 58, 66, 68, 72, 74, 83, 84, 86, 87, 89, 91, 92, 94, 97, 100, 103, 109, 110, 112, 119, 123, 124, 135, 138, 145, 146, 148, 149, 152, 153, 154, 155, 157, 160, 161, 162, 164, 166, 168, 171, 172, 174, 175, 180, 187, 188, 190, 191, 192, 193 and 195, and Street Lighting Zones 2, 3, 4, 9, 11, 12, 13, 14, 16, 20, 21, 22, 25, 29, 30, 31, 36, 37, 38, 42, 43, 44, 45, 46, 47, 48, 52, 53, 54, 55, 56, 57, 58, 61, 64, 65, 66, 67, 68, 72, 74, 75, 76, 78, 81, 82, 85, 89, 95, 97, 99, 101, 103, 104, 107, 108, 109 and 110 of L&LMD No. 89-1-C are located within Riverside County and are described and shown in the Report.

**Section 10. Report.** The Report, which is on file with the Clerk of the Board of Supervisors and which has been presented to the Board of Supervisors, is hereby approved. Reference is made to the Report for a full and detailed description of the improvements, the boundaries of the District, and any zones therein, and the annual assessments to be levied upon assessable lots and parcels within Zones 1, 3, 8, 10, 11, 15, 19, 24, 26, 28, 29, 31, 36, 39, 43, 44, 45, 53, 55, 57, 58, 66, 68, 72, 74, 83, 84, 86, 87, 89, 91, 92, 94, 97, 100, 103, 109, 110, 112, 119, 123, 124, 135, 138, 145, 146, 148, 149, 152, 153, 154, 155, 157, 160, 161, 162, 164, 166, 168, 171, 172, 174, 175, 180, 187, 188, 190, 191, 192, 193 and 195, and Street Lighting Zones 2, 3, 4, 9, 11, 12, 13, 14, 16, 20, 21, 22, 25, 29, 30, 31, 36, 37, 38, 42, 43, 44, 45, 46, 47, 48, 52, 53, 54, 55, 56, 57, 58, 61, 64, 65, 66, 67, 68, 72, 74, 75, 76, 78, 81, 82, 85, 89, 95, 97, 99, 101, 103, 104, 107, 108, 109 and 110 of L&LMD No. 89-1-C.

**Section 11. Public Hearing.** A Public Hearing will be held on July 11, 2017 at 9:30 a.m. at the meeting room of the Board of Supervisors of the County at 4080 Lemon Street, 1<sup>st</sup> Floor, Riverside, California regarding the Report and the proposed assessments to be levied for fiscal year 2017-18 within Zones 1, 3, 8, 10, 11, 15, 19, 24, 26, 28, 29, 31, 36, 39, 43, 44, 45, 53, 55, 57, 58, 66, 68, 72, 74, 83, 84, 86, 87, 89, 91, 92, 94, 97, 100, 103, 109, 110, 112, 119, 123, 124, 135, 138, 145, 146, 148, 149, 152, 153, 154, 155, 157, 160, 161, 162, 164, 166, 168, 171, 172, 174, 175, 180, 187, 188, 190, 191, 192, 193 and 195, and Street Lighting Zones 2, 3, 4, 9, 11, 12, 13, 14, 16, 20, 21, 22, 25, 29, 30, 31, 36, 37, 38, 42, 43, 44, 45, 46, 47, 48, 52, 53, 54, 55, 56, 57, 58, 61, 64, 65, 66, 67, 68, 72, 74, 75, 76, 78, 81, 82, 85, 89, 95, 97, 99, 101, 103, 104, 107, 108, 109 and 110 of L&LMD No. 89-1-C.

**Section 12. Information.** Any property owner desiring additional information regarding Zones 1, 3, 8, 10, 11, 15, 19, 24, 26, 28, 29, 31, 36, 39, 43, 44, 45, 53, 55, 57, 58, 66, 68, 72, 74, 83, 84, 86, 87, 89, 91, 92, 94, 97, 100, 103, 109, 110, 112, 119, 123, 124, 135, 138, 145, 146, 148, 149, 152, 153, 154, 155, 157, 160, 161, 162, 164, 166, 168, 171, 172, 174, 175, 180, 187, 188, 190, 191, 192, 193 and 195, and Street Lighting Zones 2, 3, 4, 9, 11, 12, 13, 14, 16, 20, 21, 22, 25, 29, 30, 31, 36, 37, 38, 42, 43, 44, 45, 46, 47, 48, 52, 53, 54, 55, 56, 57, 58, 61, 64, 65, 66, 67, 68, 72, 74, 75, 76, 78, 81, 82, 85, 89, 95, 97, 99, 101, 103, 104, 107, 108, 109 and 110 of L&LMD No. 89-1-C, the Report, or the proposed assessments shall contact Ms. Brigitte Hahn, Senior Engineering Technician, Riverside County Transportation Department, at 4080 Lemon Street, 8th Floor, Riverside, California, or by telephone at (951) 955-6263.

**Section 13. Notice of the Public Hearing.** Notices of the public hearing shall be given consistent with Section 22626(a) of the Streets and Highways Code. The notice of the public hearing shall be given by causing a certified copy of this Resolution to be published once in an appropriate newspaper at least ten (10) days prior to July 11, 2017. Said publication of this Resolution is to be effected by the Clerk of the Board of Supervisors of the County.

**ROLL CALL:**

AYES: Jeffries, Tavaglione, Washington, Perez, and Ashley  
NAYS: None  
ABSENT: None

The foregoing is certified to be a true copy of a resolution duly adopted by said Board of Supervisors on June 20, 2017.

Kecia Harper-Ihem, Clerk of said Board  
By: Cecilia Gil, Board Assistant

Any person affected by the above matter(s) may submit written comments to the Clerk of the Board before the public hearing or may appear and be heard in support of or opposition to the project at the time of the hearing. If you challenge the above item(s) in court, you may be limited to raising only those issues you or someone else raised at the public hearing described in this notice, or in written correspondence, to the Board of Supervisors at, or prior to, the public hearing.

Alternative formats available upon request to individuals with disabilities. If you require reasonable accommodation, please contact Lisa Wagner at (951) 955-1063, at least 72 hours prior to the hearing.

Please send all written correspondence to: Clerk of the Board, 4080 Lemon Street, 1st Floor, Post Office Box 1147, Riverside, CA 92502-1147

Dated: June 26, 2017

Kecia Harper-Ihem, Clerk of the Board  
By: Cecilia Gil, Board Assistant

SUBMITTAL TO THE BOARD OF SUPERVISORS  
COUNTY OF RIVERSIDE, STATE OF CALIFORNIA



ITEM  
3.44  
(ID # 4326)

MEETING DATE:

Tuesday, June 20, 2017

FROM : TLMA-TRANSPORTATION:

SUBJECT: TRANSPORTATION AND LAND MANAGEMENT AGENCY/ TRANSPORTATION:  
Adoption of Resolution No. 2017-069 and Resolution No. 2017-070. Landscaping and Lighting Maintenance District No. 89-1-Consolidated (L&LMD No. 89 1 C), Unincorporated Countywide Zones and Street Lighting Zones. All Districts [\$1,596,413]; L&LMD No. 89 1 C – 100% (Set for hearing 07/11/2017) (Clerk to Advertise).

RECOMMENDED MOTION: That the Board of Supervisors:

1. Adopt Resolution No. 2017-069 a Resolution of the County of Riverside ordering preparation of the Engineer's Report regarding the proposed assessments to be levied and collected for fiscal year 2017-18 within Zones 1, 3, 8, 10, 11, 15, 19, 24, 26, 28, 29, 31, 36, 39, 43, 44, 45, 53, 55, 57, 58, 66, 68, 72, 74, 83, 84, 86, 87, 89, 91, 92, 94, 97, 100, 103, 109, 110, 112, 119, 123, 124, 135, 138, 145, 146, 148, 149, 152, 153, 154, 155, 157, 160, 161, 162, 164, 166, 168, 171, 172, 174, 175, 180, 187, 188, 190, 191, 192, 193 and 195, and Street Lighting Zones 2, 3, 4, 9, 11, 12, 13, 14, 16, 20, 21, 22, 25, 29, 30, 31, 36, 37, 38, 42, 43, 44, 45, 46, 47, 48, 52, 53, 54, 55, 56, 57, 58, 61, 64, 65, 66, 67, 68, 72, 74, 75, 76, 78, 81, 82, 85, 89, 95, 97, 99, 101, 103, 104, 107, 108, 109 and 110 of L&LMD No. 89-1-C; and

**ACTION: Set for Hearing, Clerk to Advertise**

  
Patricia Romo, Director of Transportation 6/6/2017

---

MINUTES OF THE BOARD OF SUPERVISORS

On motion of Supervisor Jeffries, seconded by Supervisor Tavaglione and duly carried by unanimous vote, IT WAS ORDERED that the above matter is approved as recommended, and is set for public hearing Tuesday, July 11, 2017, at 9:00 a.m. or as soon as possible thereafter.

Ayes: Jeffries, Tavaglione, Washington, Perez and Ashley  
Nays: None  
Absent: None  
Date: June 20, 2017  
xc: Transp., COB

Kecia Harper-Ihem  
Clerk of the Board

By:   
Deputy



**SUBMITTAL TO THE BOARD OF SUPERVISORS COUNTY OF RIVERSIDE,  
STATE OF CALIFORNIA**

**RECOMMENDED MOTION:** That the Board of Supervisors:

2. Adopt Resolution No. 2017-070, a Resolution of the County of Riverside declaring its intention to levy and collect assessments within Zones 1, 3, 8, 10, 11, 15, 19, 24, 26, 28, 29, 31, 36, 39, 43, 44, 45, 53, 55, 57, 58, 66, 68, 72, 74, 83, 84, 86, 87, 89, 91, 92, 94, 97, 100, 103, 109, 110, 112, 119, 123, 124, 135, 138, 145, 146, 148, 149, 152, 153, 154, 155, 157, 160, 161, 162, 164, 166, 168, 171, 172, 174, 175, 180, 187, 188, 190, 191, 192, 193 and 195, and Street Lighting Zones 2, 3, 4, 9, 11, 12, 13, 14, 16, 20, 21, 22, 25, 29, 30, 31, 36, 37, 38, 42, 43, 44, 45, 46, 47, 48, 52, 53, 54, 55, 56, 57, 58, 61, 64, 65, 66, 67, 68, 72, 74, 75, 76, 78, 81, 82, 85, 89, 95, 97, 99, 101, 103, 104, 107, 108, 109 and 110 of L&LMD No. 89-1-C for fiscal year 2017-18; and
3. Set the time and place of the public hearing on the annual assessment and ordering notice of the public hearing to be given consistent with the Landscaping and Lighting Act of 1972. (Clerk to Advertise).

| <b>FINANCIAL DATA</b>   | <b>Current Fiscal Year:</b> | <b>Next Fiscal Year:</b> | <b>Total Cost:</b>            | <b>Ongoing Cost</b> |
|---|-----------------------------|--------------------------|-------------------------------|---------------------|
| <b>COST</b>   | \$ 0                        | \$ 1,596,413             | \$ 0                          | \$ 1,596,413        |
| <b>NET COUNTY COST</b>  | \$ 0                        | \$ 0                     | \$ 0                          | \$ 0                |
| <b>SOURCE OF FUNDS:</b> L&LMD No. 89-1-C – 100%. There are no General Funds used in this project. |                             |                          | <b>Budget Adjustment: N/A</b> |                     |
|   |                             |                          | <b>For Fiscal Year: 17/18</b> |                     |

**C.E.O. RECOMMENDATION:** Approve

**BACKGROUND:**

**Summary**

At the direction of the County of Riverside Board of Supervisors, L&LMD No. 89-1-C was formed in 1994 by Resolution No. 94-389 and authorized to levy an annual assessment to pay for the installation and maintenance of landscaping and streetlights within L&LMD No. 89-1-C. Since that date, L&LMD No. 89-1-C has approved and included the following improvements such as the maintenance and servicing of landscaping, trails, fossil filters, bio-swales, streetlights, traffic signals, bridge lights, and graffiti abatement, all zone specific.

Landscaping and Lighting Maintenance District No. 89-1-Consolidated (District) maintains and services 129 locations throughout Riverside County. The District contains 71 separate assessment zones and 58 street lighting assessment zones as described in Attachment A.

The combined Annual Engineer's Report for fiscal year 2017-2018 was prepared in compliance with the requirement of Article 4, Chapter, 1, of the Landscaping and Lighting Act of 1972, which is Part 2, Division 15 of the California Streets and Highways Code. The County initiates proceedings for the annual levy of assessments by passing a resolution, which proposes the annual levy under the Landscaping and Lighting Act of 1972. This resolution also describes the improvements, describes the location of the District and finally orders an engineer, who is a

**SUBMITTAL TO THE BOARD OF SUPERVISORS COUNTY OF RIVERSIDE,  
STATE OF CALIFORNIA**

registered professional engineer, certified by the State of California, to prepare and file a detailed report.

In November 1996, California voters passed Proposition 218, Right to Vote on Taxes Act which added Articles XIII C and XIII D to the California Constitution, new procedures must be followed to levy annual assessments under the Landscaping and Lighting Act of 1972. A County may levy annual assessments for an assessment district after complying with the requirements of the Landscaping and Lighting Act of 1972, and the provisions of Proposition 218 Right to Vote on Taxes Act.

Consistent with the Board of Supervisors (Board) direction regarding compliance with Article XIID of the California Constitution and the Landscaping and Lighting Act of 1972, the attached resolutions have been prepared and a public hearing scheduled for 9:30 a.m. on July 11, 2017 to receive testimony for and against the proposed assessments.

**Impact on Residents and Businesses**

Only the property owners within the boundaries of each Zone within L&LMD No. 89-1-C are impacted by the assessments collected for the maintenance of the improvements within these zones, as described in Attachment A and the Engineer's Report.

Depending on the time the Zones were annexed into L&LMD No. 89-1-C, and the type of improvements, the mailed assessment ballot proposition approved by the property owners provides for these assessments and that either no inflation factor was established (Zones 1 and 3), a two percent (2%) inflation factor was established, or the annual assessment may be increased each year by the greater of two percent (2%) or the cumulative percentage increase, if any, in the Consumer Price Index (CPI-U), or the Consumer Price Index for electricity (CPI-U "for electricity"), for the Los Angeles-Riverside-Orange County California Standard Metropolitan Statistical Area (the "Index") as the Index stands as of March of each calendar year.

**SUPPLEMENTAL:**

**Additional Fiscal Information**

The annual budget for fiscal year 2017-18 totals \$1,596,413. For Fiscal Year 2017-18 the inflation factor, when appropriate, will be two percent (2%).

The inflation factor affects the maximum assessment, which is the maximum allowable assessment to be placed on a parcel, acre, or equivalent dwelling unit (EDU) within L&LMD No. 89-1-C. Zones may be assessed at the maximum assessment if needed, however some zones are assessed less depending on overall annual maintenance costs and existing reserves, if any.

**ATTACHMENTS:**

SUBMITTAL TO THE BOARD OF SUPERVISORS COUNTY OF RIVERSIDE,  
STATE OF CALIFORNIA


- A. Attachment A
- B. Resolution No. 2017-069
- C. Resolution No. 2017-070
- D. Engineer's Report (Volumes 1-3)

  
Dale Gardner

6/7/2017

  
Tina Grande, Principal Management Analyst

6/13/2017

  
Gregory V. Priamos, Director County Counsel

6/7/2017