

**SUBMITTAL TO THE BOARD OF SUPERVISORS
COUNTY OF RIVERSIDE, STATE OF CALIFORNIA**



ITEM
9.1
(ID # 6506)

MEETING DATE:
Tuesday, May 8, 2018

FROM : ENVIRONMENTAL HEALTH:

SUBJECT: ENVIRONMENTAL HEALTH: PUBLIC HEARING - Adopt the Annual Rate Adjustment for Waste Collection within Riverside County Waste Franchise Areas. All Districts. [\$0] (Introduced April 24, 2018, 3.25)

RECOMMENDED MOTION: That the Board of Supervisors:

1. Conduct a public hearing to receive public comments on the annual adjustment to the waste collection rates within the County franchise areas; and
2. At the conclusion of the public hearing, adopt Resolution No. 2018-076 adjusting the rates by the Consumer Price Index (CPI) and approving the additional waste categories.


ACTION: Policy


Steve Van Stockum, Director Environmental Health 4/3/2018

MINUTES OF THE BOARD OF SUPERVISORS

On motion of Supervisor Perez, seconded by Supervisor Tavaglione and duly carried by unanimous vote, IT WAS ORDERED that the above matter is approved as recommended.

Ayes: Jeffries, Tavaglione, Washington, Perez and Ashley
Nays: None
Absent: None
Date: May 8, 2018
xc: Environmental Health

Kecia Harper-Ihem
Clerk of the Board
By: 
Deputy

**SUBMITTAL TO THE BOARD OF SUPERVISORS COUNTY OF RIVERSIDE,
STATE OF CALIFORNIA**

FINANCIAL DATA	Current Fiscal Year:	Next Fiscal Year:	Total Cost:	Ongoing Cost
COST	\$ 0	\$ 0	\$ 0	\$ 0
NET COUNTY COST	\$ 0	\$ 0	\$ 0	\$ 0
SOURCE OF FUNDS:			Budget Adjustment:	No
			For Fiscal Year:	18/19

C.E.O. RECOMMENDATION: Approve

BACKGROUND:

Summary

Waste Collection Franchise Agreements covering most unincorporated portions of Riverside County were phased in between 1997 and 1998. Within each of the existing eleven Franchise Agreements is a provision for an annual adjustment of the rates effective each July 1st. The franchise areas (Areas) are spread throughout the entire county unincorporated area and are present within each Supervisor's District.

This adjustment allows a pass through for any changes to landfill costs including the Alternative Daily Cover surcharge or transfer station fees, plus an increase based on Consumer Price Index (CPI) for the balance of the rate. There will also be the continued adjustment of fees charged in Desert Center due to the reduction of the County subsidy. Costs are adjusted by the CPI for the Los Angeles/Anaheim/Orange County, CA, as published by the United States Department of Labor, Bureau of Labor Statistics. The proposed rates were adjusted as delineated in the franchise agreement using a CPI of 3.6% for the twelve (12) month period January 2017 through December 2017.

The detailed rate calculation worksheets factoring in the CPI increase have been reviewed for accuracy and the updated rate sheets are maintained by the Department of Environmental Health.

Commercial Recycling Fees

State law requires all jurisdictions to provide a recycling option for all businesses accounts. This service is optional as long as the commercial account has other means of recycling. The revised rate sheets include rates for this optional service to comply with State law and also mirror the services provided in neighboring jurisdictions and incorporated areas by the same waste haulers.

As Requested Fees

The 2018/2019 rate sheets also contain a number of miscellaneous fees for specific, customer requested services outside the standard service delivery. Examples of these charges include extra residential pick-ups, concrete only loads, roll off delivery and retrieval and commercial

**SUBMITTAL TO THE BOARD OF SUPERVISORS COUNTY OF RIVERSIDE,
STATE OF CALIFORNIA**

scout truck (small scale trash truck) services. These fees are only assessed when optional services are requested by the customer.

Impact on Residents and Businesses


CPI Changes - The current typical residential accounts pay between \$18.64 and \$34.24 per month. The approval of the proposed 3.6% increase would result in an increase of between \$0.67 and \$1.23 per month. The typical commercial customer pays between \$73.34 and \$1,853.14 per month depending on the level of service and frequency requested. The proposed 3.6% increase would result in an increase of between \$2.64 and \$66.71 per month for commercial accounts.

The approval of this change will result in no cost to the County; implementation expenses are borne by the franchisee.

ATTACHMENTS

Attachment A – Resolution 2018-076 Hauler Rates FY 18/19

Attachment B – Waste Hauler Rates FY 18-19



Gregory V. Priamos, Director County Counsel 4/5/2018

2 **RESOLUTION NO. 2018-076**

3 **A RESOLUTION OF THE COUNTY OF RIVERSIDE ESTABLISHING WASTE HAULER FEES**

4 **FOR ALL FRANCHISE AREAS**

5 WHEREAS, California Government Code section 25827 authorizes the Board of Supervisors to
6 prescribe terms and conditions for the collection of solid waste in the unincorporated areas of Riverside County;
7 and

8 WHEREAS, California Public Resources Code section 40059 authorizes the County of Riverside to
9 determine all aspects of solid waste handling which are of local concern, including whether the services are to
10 be provided by nonexclusive franchise, and the charges and fees for such service; and

11 WHEREAS, Riverside County Ordinance 745 has established that a solid waste hauler, duly permitted
12 or franchised by the County of Riverside pursuant to the provisions of Riverside County Ordinance No. 657,
13 shall be entitled to payment for services rendered in the amounts as specified in a Resolution adopted by the
14 Board of Supervisors; and

15 WHEREAS, the Board of Supervisors recognizes the benefits of entering into Waste Hauler Franchise
16 Agreements for the efficiency of solid waste management; and

17 WHEREAS, the County of Riverside has entered into Waste Hauler Franchise Agreements with 4 waste
18 haulers to cover Franchise Areas 1 through 13; and

19 WHEREAS, each Waste Collection Franchise Agreement covering Franchise Areas 1 through 13,
20 contains a provision for an annual adjustment of the rates customers are charged based on the consumer price
21 index ("CPI");

22 WHEREAS, the Board of Supervisors acknowledges the need for the CPI increase of the hauler fees to
23 meet the needs of cost of living increase, and added costs of providing these services; and

24 WHEREAS, the Waste Haulers have requested the addition of new fee categories for commercial
25 recycling and other optional services, to make service delivery uniform with neighboring incorporated areas;

26 BE IT RESOLVED AND ORDERED that the Board of Supervisors of the County of Riverside, State
27 of California, in regular session assembled on 05/08/18 , finds that the waste hauler fees in Franchise

FORM APPROVED COUNTY COUNSEL
BY: Eric Stopher DATE: 4/5/18
ERIC STOPHER

- 1 Areas 1-13 shall receive an increase, based on the CPI of 3.6% to the service component of their fees for fiscal
2 year 2018-2019 and approve the addition of new fees and service categories to the existing rate sheets.


ROLL CALL:

Ayes: Jeffries, Tavaglione, Washington, Perez and Ashley
Nays: None
Absent: None

The foregoing is certified to be a true copy of a resolution duly adopted by said Board of Supervisors on the date therein set forth.

KECIA HARPER-IHM, Clerk of said Board

By


Deputy

Burrtec Disposal Inc.

Franchise Area

12

Tip Fee Increase

3.46%

CPI 3.60%

Area 12

	Current Total	Current Service	Adjustment to Service	Current Landfill	Adjustment to Landfill	Adjusted Total	Final Rate
Residential Services							
Thousand Palms	\$18.64	\$12.93	\$0.47	\$5.71	\$0.20	\$19.31	
Bermuda Dunes	\$19.36	\$13.65	\$0.49	\$5.71	\$0.20	\$20.05	
Extra Container	\$5.03	\$3.25	\$0.12	\$1.78	\$0.06	\$5.21	
Green Waste	\$4.17	\$3.09	\$0.11	\$1.08	\$0.04	\$4.32	
Comprehensive							
Thousand Palms	\$17.26	\$11.55	\$0.42	\$5.71	\$0.20	\$17.88	
Bermuda Dunes	\$18.23	\$12.52	\$0.00	\$5.71	\$0.20	\$18.43	
Extra Container	\$5.03	\$3.25	\$0.12	\$1.78	\$0.06	\$5.21	
Green Waste	\$4.17	\$3.09	\$0.11	\$1.08	\$0.04	\$4.32	
Residential Services							
<i>Non- Comprehensive Collection</i>							
Regular	\$24.68	\$18.82	\$0.68	\$5.86	\$0.20	\$25.56	
Hard to Service	\$33.22	\$27.36	\$0.98	\$5.86	\$0.20	\$34.40	
<i>Comprehensive Collection</i>							
Regular	\$22.59	\$16.73	\$0.60	\$5.86	\$0.20	\$23.39	
Hard to Service	\$29.57	\$23.71	\$0.85	\$5.86	\$0.20	\$30.62	
Other Residential Services							
Extra Recycling Basket	\$8.19	\$8.19	\$0.29	\$0.00	\$0.00	\$8.48	per month
Scout Services as residential rate							times residential rate
Bulky Item Collection	\$22.93	\$22.93	\$0.83	\$0.00	1.5%	\$23.76	per item
CFC Removal Fee	\$38.22	\$38.22	\$1.38	\$0.00	\$0.00	\$39.60	per month
Back Yard/Side Yard Collection	\$15.28	\$15.28	\$0.55	\$0.00	\$0.00	\$15.83	per month
Cart deposit	\$15.28	\$15.28	\$0.55	\$0.00	\$0.00	\$15.83	
Reinstatement Fee	\$22.93	\$22.93	\$0.83	\$0.00	\$0.00	\$23.76	
Residential clean-up	\$91.61	\$91.61	\$3.30	\$0.00	\$0.00	\$94.91	per hour
Electronic Waste Collection	\$34.13	\$34.13	\$1.23	\$0.00	\$0.00	\$35.36	

Comprehensive Commercial Services - Thousand Palms

bin size (cu. yd.)	frequency	Adjusted Total		Current		Adjustment to		Adjustment to		Adjusted Total
		Adjusted Total	Service	Service	Service	Service	Landfill	Landfill		
2	1	\$ 81.14	\$ 56.42	\$ 2.03	\$ 24.72	\$ 0.86	\$ 84.03			\$ 84.03
	2	\$151.24	\$101.80	\$3.66	\$49.44	\$1.71	\$156.61			\$156.61
	3	\$221.76	\$147.61	\$5.31	\$74.15	\$2.57	\$229.64			\$229.64
	4	\$292.66	\$193.15	\$6.95	\$99.51	\$3.44	\$303.05			\$303.05
	5	\$361.15	\$237.57	\$8.55	\$123.58	\$4.28	\$373.98			\$373.98
	6	\$424.01	\$275.73	\$9.93	\$148.28	\$5.13	\$439.07			\$439.07
3	1	\$125.44	\$88.36	\$3.18	\$37.08	\$1.28	\$129.90			\$129.90
	2	\$227.16	\$153.01	\$5.51	\$74.15	\$2.57	\$235.24			\$235.24
	3	\$306.89	\$195.67	\$7.04	\$111.22	\$3.85	\$317.78			\$317.78
	4	\$404.37	\$256.09	\$9.22	\$148.28	\$5.13	\$418.72			\$418.72
	5	\$501.86	\$316.48	\$11.39	\$185.38	\$6.41	\$519.66			\$519.66
	6	\$599.33	\$376.87	\$13.57	\$222.46	\$7.70	\$620.60			\$620.60
4	1	\$161.18	\$111.74	\$4.02	\$49.44	\$1.71	\$166.91			\$166.91
	2	\$289.36	\$190.50	\$6.86	\$98.86	\$3.42	\$299.64			\$299.64
	3	\$379.86	\$231.58	\$8.34	\$148.28	\$5.13	\$393.33			\$393.33
	4	\$500.80	\$303.06	\$10.91	\$197.74	\$6.84	\$518.55			\$518.55
	5	\$621.85	\$374.67	\$13.49	\$247.18	\$8.55	\$643.89			\$643.89
	6	\$742.89	\$446.30	\$16.07	\$296.59	\$10.26	\$769.22			\$769.22
6	1	\$260.56	\$186.41	\$6.71	\$74.15	\$2.57	\$269.84			\$269.84
	2	\$458.96	\$310.68	\$11.18	\$148.28	\$5.13	\$475.27			\$475.27
	3	\$659.33	\$436.87	\$15.73	\$222.46	\$7.70	\$682.76			\$682.76
	4	\$830.58	\$533.99	\$19.22	\$296.59	\$10.26	\$860.06			\$860.06
	5	\$999.92	\$629.18	\$22.65	\$370.74	\$12.83	\$1,035.40			\$1,035.40
	6	\$1,169.18	\$724.30	\$26.07	\$444.88	\$15.39	\$1,210.64			\$1,210.64

Extra Dump	2	Per Dump	\$54.62
Extra Dump	3	Per Dump	\$84.03
Extra Dump	4	Per Dump	\$107.93
Extra Dump	6	Per Dump	\$174.58

Commercial Services - Bermuda Dunes

bin size (cu. yd.)	frequency	Adjusted Total	Current Service	Adjustment to		Current Landfill	Adjustment to		Adjusted Total
				Service	Landfill		Service	Landfill	
2	1	\$84.64	\$59.92	\$2.16	\$0.86	\$24.72	\$0.86	\$87.66	
	2	\$157.76	\$108.32	\$3.90	\$1.71	\$49.44	\$1.71	\$163.37	
	3	\$231.30	\$157.15	\$5.66	\$2.57	\$74.15	\$2.57	\$239.53	
	4	\$304.56	\$205.70	\$7.41	\$3.42	\$98.86	\$3.42	\$315.39	
	5	\$376.69	\$253.11	\$9.11	\$4.28	\$123.58	\$4.28	\$390.08	
	6	\$442.25	\$293.97	\$10.58	\$5.13	\$148.28	\$5.13	\$457.96	
3	1	\$130.88	\$93.80	\$3.38	\$1.28	\$37.08	\$1.28	\$135.54	
	2	\$236.96	\$162.81	\$5.86	\$2.57	\$74.15	\$2.57	\$245.39	
	3	\$320.04	\$208.82	\$7.52	\$3.85	\$111.22	\$3.85	\$331.41	
	4	\$421.71	\$273.43	\$9.84	\$5.13	\$148.28	\$5.13	\$436.68	
	5	\$523.36	\$337.98	\$12.17	\$6.41	\$185.38	\$6.41	\$541.94	
	6	\$625.00	\$402.54	\$14.49	\$7.70	\$222.46	\$7.70	\$647.19	
4	1	\$168.14	\$118.70	\$4.27	\$1.71	\$49.44	\$1.71	\$174.12	
	2	\$301.82	\$202.96	\$7.31	\$3.42	\$98.86	\$3.42	\$312.55	
	3	\$396.10	\$247.82	\$8.92	\$5.13	\$148.28	\$5.13	\$410.15	
	4	\$522.21	\$324.47	\$11.68	\$6.84	\$197.74	\$6.84	\$540.73	
	5	\$648.40	\$401.22	\$14.44	\$8.55	\$247.18	\$8.55	\$671.39	
	6	\$774.59	\$478.00	\$17.21	\$10.26	\$296.59	\$10.26	\$802.06	
6	1	\$273.11	\$197.70	\$7.12	\$2.61	\$75.41	\$2.61	\$282.84	
	2	\$478.75	\$330.47	\$11.90	\$5.13	\$148.28	\$5.13	\$495.78	
	3	\$687.72	\$465.26	\$16.75	\$7.70	\$222.46	\$7.70	\$712.17	
	4	\$866.24	\$569.65	\$20.51	\$10.26	\$296.59	\$10.26	\$897.01	
	5	\$1,042.76	\$672.02	\$24.19	\$12.83	\$370.74	\$12.83	\$1,079.78	
	6	\$1,219.22	\$774.34	\$27.88	\$15.39	\$444.88	\$15.39	\$1,262.49	

Extra Dump 2 Per Dump \$56.09
 Extra Dump 3 Per Dump \$87.70
 Extra Dump 4 Per Dump \$112.63
 Extra Dump 6 Per Dump \$183.01

Commercial Services - Other Areas

bin size (cu. yd.)	frequency	Adjusted Total	Current Service	Adjustment to Service	Current Landfill	Adjustment to Landfill	Adjusted Total
2	1	\$102.18	\$77.48	\$2.79	\$24.70	\$0.47	\$105.44
	2	\$189.29	\$139.89	\$5.04	\$49.40	\$0.94	\$195.27
	3	\$283.60	\$209.50	\$7.54	\$74.10	\$1.41	\$292.55
	4	\$378.55	\$279.76	\$10.07	\$98.79	\$1.88	\$390.50
	5	\$473.16	\$349.67	\$12.59	\$123.49	\$2.34	\$488.09
	6	\$603.62	\$455.44	\$16.40	\$148.18	\$2.81	\$622.83
3	1	\$140.97	\$103.92	\$3.74	\$37.05	\$0.70	\$145.41
	2	\$258.66	\$184.56	\$6.64	\$74.10	\$1.41	\$266.71
	3	\$369.22	\$258.08	\$9.29	\$111.14	\$2.11	\$380.62
	4	\$492.29	\$344.11	\$12.39	\$148.18	\$2.81	\$507.49
	5	\$615.36	\$430.11	\$15.48	\$185.25	\$3.52	\$634.36
	6	\$738.44	\$516.14	\$18.58	\$222.30	\$4.22	\$761.24
4	1	\$188.30	\$138.90	\$5.00	\$49.40	\$0.94	\$194.24
	2	\$313.69	\$214.90	\$7.74	\$98.79	\$1.88	\$323.31
	3	\$445.80	\$297.62	\$10.71	\$148.18	\$2.81	\$459.32
	4	\$594.39	\$396.79	\$14.28	\$197.60	\$3.75	\$612.42
	5	\$743.03	\$496.03	\$17.86	\$247.00	\$4.69	\$765.58
	6	\$891.51	\$595.13	\$21.42	\$296.38	\$5.63	\$918.56
6	1	\$258.87	\$184.77	\$6.65	\$74.10	\$1.41	\$266.93
	2	\$437.38	\$289.20	\$10.41	\$148.18	\$2.81	\$450.60
	3	\$627.96	\$405.66	\$14.60	\$222.30	\$4.22	\$646.78
	4	\$811.36	\$514.98	\$18.54	\$296.38	\$5.63	\$835.53
	5	\$984.00	\$613.52	\$22.09	\$370.48	\$7.03	\$1,013.12
	6	\$1,134.95	\$690.38	\$24.85	\$444.57	\$8.44	\$1,168.24

Extra Dump 2 Per Dump \$68.64
 Extra Dump 3 Per Dump \$94.52
 Extra Dump 4 Per Dump \$126.25
 Extra Dump 6 Per Dump \$173.50

Tip Fee Increase

0.00%

CPI 3.60%

Area 12

Comprehensive Commercial Recycling Services- Thousand Palms

2	1	\$58.46
	2	\$105.48
	3	\$152.92
	4	\$200.11
	5	\$246.12
	6	\$285.66
3	1	\$91.54
	2	\$158.52
	3	\$202.72
	4	\$265.29
	5	\$327.87
	6	\$390.44
4	1	\$115.76
	2	\$197.37
	3	\$239.91
	4	\$313.98
	5	\$388.17
	6	\$462.36
6	1	\$193.12
	2	\$321.84
	3	\$452.61
	4	\$553.21
	5	\$651.83
	6	\$750.37

Extra Dump	2	Per Dump	\$38.00
Extra Dump	3	Per Dump	\$59.50
Extra Dump	4	Per Dump	\$75.24
Extra Dump	6	Per Dump	\$125.53

Commercial Services - Bermuda Dunes

Recycling

2	1	\$62.09
	2	\$112.22
	3	\$162.81
	4	\$213.12
	5	\$262.22
	6	\$304.54
3	1	\$97.18
	2	\$168.67
	3	\$216.35
	4	\$283.25
	5	\$350.16
	6	\$417.03
4	1	\$122.98
	2	\$210.27
	3	\$256.73
	4	\$336.15
	5	\$415.67
	6	\$495.20
6	1	\$204.83
	2	\$342.36
	3	\$482.02
	4	\$590.16
	5	\$696.21
	6	\$802.21

Extra Dump	2	Per Dump	\$40.35
Extra Dump	3	Per Dump	\$63.17
Extra Dump	4	Per Dump	\$79.94
Extra Dump	6	Per Dump	\$133.14

Commercial Services - Other Areas

Recycling

3	1	\$107.66
	2	\$191.21
	3	\$267.38
	4	\$356.52
	5	\$445.61
	6	\$534.75
4	1	\$143.91
	2	\$222.65
	3	\$308.36
	4	\$411.11
	5	\$513.92
	6	\$616.60
6	1	\$191.43
	2	\$299.63
	3	\$420.29
	4	\$533.56
	5	\$635.66
	6	\$715.30

Extra Dump	2	Per Dump	\$86.54
Extra Dump	3	Per Dump	\$69.98
Extra Dump	4	Per Dump	\$93.54
Extra Dump	6	Per Dump	\$124.43

Tip Fee Increase

3.46%

CPI 3.60%

Comprehensive Compactor Services - Thousand Palms

2	1	\$135.11
	2	\$258.79
	3	\$382.88
	4	\$508.71
	5	\$629.35
	6	\$745.53
3	1	\$206.53
	2	\$388.48
	3	\$547.62
	4	\$725.16
	5	\$902.77
	6	\$1,080.31
4	1	\$269.07
	2	\$503.94
	3	\$699.78
	4	\$927.20
	5	\$1,154.69
	6	\$1,382.15
6	1	\$423.08
	2	\$781.71
	3	\$1,142.48
	4	\$1,473.00
	5	\$1,801.57
	6	\$2,130.03

Extra Dump	2	Per Dump	\$87.82
Extra Dump	3	Per Dump	\$134.24
Extra Dump	4	Per Dump	\$174.89
Extra Dump	6	Per Dump	\$275.01

Commercial Services - Bermuda Dunes

Compactor

2	1	\$138.74
	2	\$265.53
	3	\$392.77
	4	\$519.69
	5	\$645.45
	6	\$764.41
3	1	\$212.17
	2	\$398.63
	3	\$561.25
	4	\$743.12
	5	\$925.06
	6	\$1,106.90
4	1	\$276.29
	2	\$516.84
	3	\$716.60
	4	\$949.37
	5	\$1,182.19
	6	\$1,414.99
6	1	\$438.68
	2	\$802.23
	3	\$1,171.89
	4	\$1,509.95
	5	\$1,845.95
	6	\$2,181.87

Extra Dump	2	Per Dump	\$90.17
Extra Dump	3	Per Dump	\$137.91
Extra Dump	4	Per Dump	\$179.59
Extra Dump	6	Per Dump	\$285.14

Commercial Services - Other Areas

Compactor

2	1	\$156.92
	2	\$298.25
	3	\$447.01
	4	\$596.41
	5	\$745.51
	6	\$931.73
3	1	\$222.65
	2	\$421.17
	3	\$612.28
	4	\$816.39
	5	\$1,020.51
	6	\$1,224.62
4	1	\$297.22
	2	\$529.22
	3	\$768.23
	4	\$1,024.33
	5	\$1,280.44
	6	\$1,536.39
6	1	\$421.39
	2	\$759.50
	3	\$1,110.16
	4	\$1,453.35
	5	\$1,785.40
	6	\$2,094.96

Extra Dump	2	Per Dump	\$101.99
Extra Dump	3	Per Dump	\$144.72
Extra Dump	4	Per Dump	\$193.19
Extra Dump	6	Per Dump	\$273.91

Thousand Palms and Bermuda Dunes

Roll-offs	size	Adjusted Total	Current Service	Adjustment to Service	Adjusted Total	
	20	\$215.50	\$215.50	\$7.76	\$223.26	per pull plus disposal
	30	\$215.50	\$215.50	\$7.76	\$223.26	per pull plus disposal
	40	\$278.51	\$278.51	\$10.03	\$288.54	per pull plus disposal
Roll-Off Compactor		\$311.40	\$311.40	\$11.21	\$322.61	per pull plus disposal
Roll-offs other Areas						
10 to 40 cubic yard		\$263.56	\$263.56	\$9.49	\$273.05	per pull plus disposal
Roll off compactor:		\$294.56	\$294.56	\$10.60	\$305.16	per pull plus disposal
Additional Roll off fees						
Delivery		\$76.45	\$76.45	\$2.75	\$79.20	
Extra Trip		\$76.45	\$76.45	\$2.75	\$79.20	
Relocation		\$76.45	\$76.45	\$2.75	\$79.20	
Other Commercial Services						
Overloaded Bin Fee		\$22.43	\$22.43	\$0.81	\$23.24	per month
Bin Steam Cleaning		\$35.00	\$35.00		\$35.00	
Pull-out service						
	0-25 ft					
	26-50 ft	\$11.37	\$11.37	\$0.41	\$11.78	per month
	51-75 ft	\$17.06	\$17.06	\$0.61	\$17.67	per month
	76-100 ft	\$22.76	\$22.76	\$0.82	\$23.58	per month

Commercial and Industrial Bulky Item Service

	Adjusted Total	Current Service	Adjustment to Service	Adjusted Total
first item	\$37.36	\$37.36	\$1.34	\$38.70
second and third item	\$22.42	\$22.42	\$0.81	\$23.23
Temporary bin service				
3 yd, 3 days, 1 empty	\$113.10	\$113.10	\$4.07	\$117.17
3 yd extra empty	\$112.06	\$112.06	\$4.03	\$116.09
4 yd, 30 days, 3 dumps	\$301.64	\$301.64	\$10.86	\$312.50
4 yard, extra empty	\$112.00	\$112.00	\$4.03	\$116.03
Bin Exchange	\$89.20	\$89.20	\$3.21	\$92.41
Lost or Stolen Bin	\$755.88	\$755.88	\$27.21	\$783.09
Burned Bin	\$423.29	\$423.29	\$15.24	\$438.53
Bin or cart repair	actual cost			actual cost
Locking Bin/lids	\$15.14	\$15.14	\$0.55	\$15.69
Re-Start fee, Bin on site	\$22.68	\$22.68	\$0.82	\$23.50
Re-start fee, Plus bin delivery	\$113.37	\$113.37	\$4.08	\$117.45
Rolloff Rental w/o weekly service	\$27.92	\$27.92	\$1.01	\$28.93
Delinquent/Late Fee	1.5% per month			1.5% per month

plus removal

per month

County of Riverside - Area 12

Commercial Foodwaste Rates

Effective July 1, 2018

1-64 Gallon Cart

# Pick-Ups Per week	7/1/18 Monthly Rate
1	<u>Total</u> \$56.41
2	\$112.81
3	\$169.22
4	\$225.62
5	\$282.03

2-64 Gallon Cart

# Pick-Ups Per week	7/1/18 Monthly Rate
1	<u>Total</u> \$99.75
2	\$199.48
3	\$299.24
4	\$398.98
5	\$498.72

3-64 Gallon Cart

# Pick-Ups Per week	7/1/18 Monthly Rate
1	<u>Total</u> \$139.82
2	\$289.43
3	\$419.44
4	\$559.26
5	\$699.08

4-64 Gallon Cart

Commercial Foodwaste rates

<u># Pick-Ups</u>	<u>7/1/18 Monthly Rate</u>
<u>Per week</u>	<u>Total</u>
1	\$173.34
2	\$346.71
3	\$520.06
4	\$693.42
5	\$866.76

Extra Pickup

<u># of Carts</u>	<u>7/1/18 Monthly Rate</u>
<u>Per Pick up</u>	<u>Total</u>
1	\$17.15
2	\$32.05
3	\$43.00
4	\$57.33
5	\$71.67

Additional Cart

<u>after 4 Carts Per</u>	<u>Week</u>	<u>7/18 Monthly R:</u>
<u>Per Pick up</u>	<u>Week</u>	<u>Total</u>
1		\$40.88
2		\$81.71
3		\$122.66
4		\$163.55
5		\$204.43

Tip Fee Increase

3.460%

CPI

3.600%

Area 12

Other Rates

Concrete Washout Load

\$165.71

Concrete Washout Pump

\$117.71

Indio Area – green waste

\$4.17

Indio Area – extra green waste

\$4.17

Desert Crest MHP (DHS)

\$22.30

Ivey Rancho

\$17.88

CR&R Inc.

Franchise Areas

5, 6, 7, 8, 9, 13

COUNTY OF RIVERSIDE

AREA 5 2018 PRICE ADJUSTMENT

Tip Fee Increase 3.61%
 Fuel Surcharge 0.00%
 CPI 3.60%

Residential Services - Cart

Non-Comprehensive Collection

Regular
 Senior - 60 gallon
 Senior - 100 gallon
 Hard to Service
 Green Waste

Comprehensive Collection

Regular
 Senior - 60 gallon
 Senior - 100 gallon
 Hard to Service
 Senior Hard to Service
 Green Waste

Residential AD Organics

Other Residential Services

Extra trash container
 Extra green waste container
 Extra recycle container
 Bulky Item Collection
 Extra Pickup ON service day
 Extra Pickup OFF service day
 Extra Organic Kitchen Food Pail

Residential clean-up (\$50.00 minimum per below)

Labor
 Equipment

	Previous Rate	Service Component		Landfill Component		Adjusted Total	New Added 2018
		Prior Service	Adjustment to Service	Prior Landfill	Adjustment to Landfill		
Regular	\$0.00	\$0.00	\$0.00	\$0.00	\$0.00	\$0.00	
Senior - 60 gallon	\$0.00	\$0.00	\$0.00	\$0.00	\$0.00	\$0.00	
Senior - 100 gallon	\$0.00	\$0.00	\$0.00	\$0.00	\$0.00	\$0.00	
Hard to Service	\$0.00	\$0.00	\$0.00	\$0.00	\$0.00	\$0.00	
Green Waste	\$0.00	\$0.00	\$0.00	\$0.00	\$0.00	\$0.00	
Regular	\$23.59	\$19.10	\$0.69	\$4.49	\$0.16	\$24.44	
Senior - 60 gallon	\$18.81	\$14.32	\$0.52	\$4.49	\$0.16	\$19.49	
Senior - 100 gallon	\$21.84	\$17.35	\$0.62	\$4.49	\$0.16	\$22.62	
Hard to Service	\$42.10	\$37.61	\$1.35	\$4.49	\$0.16	\$43.61	\$39.24
Senior Hard to Service	\$3.08	\$2.31	\$0.08	\$0.77	\$0.03	\$3.19	
Green Waste							
Residential AD Organics							\$2.11
Extra trash container	\$8.94	\$8.94	\$0.32			\$9.26	
Extra green waste container	\$5.59	\$5.59	\$0.20			\$5.79	
Extra recycle container	\$1.67	\$1.67	\$0.06			\$1.73	
Bulky Item Collection	\$24.02	\$24.02	\$0.86			\$24.88	
Extra Pickup ON service day							\$11.42
Extra Pickup OFF service day							\$28.58
Extra Organic Kitchen Food Pail							\$7.25
Labor	\$40.01	\$40.01	\$1.44			\$41.45	per man /per
Equipment	\$104.02	\$104.02	\$3.74			\$107.76	per hour

Residential Bins - size (yd) / frequency

1.5	1 x wk	\$97.09	\$81.68	\$2.94
	2 x wk	\$194.21	\$163.40	\$5.88
	3 x wk			
	4 x wk			
	5 x wk			
	6 x wk			
2	1 x wk	\$103.32	\$82.78	\$2.98
	2 x wk	\$206.65	\$165.57	\$5.96
	3 x wk			
	4 x wk			
	5 x wk			
	6 x wk			
3	1 x wk	\$114.18	\$83.37	\$3.00
	2 x wk	\$218.77	\$157.15	\$5.66
	3 x wk			
	4 x wk			
	5 x wk			
	6 x wk			
4	1 x wk	\$123.43	\$82.35	\$2.96
	2 x wk	\$246.90	\$164.73	\$5.93
	3 x wk			
	4 x wk			
	5 x wk			
	6 x wk			

\$301.87
\$402.47
\$503.08
\$603.69

\$321.21
\$428.31
\$535.37
\$642.44

\$345.04
\$463.35
\$581.69
\$700.00

\$383.77
\$511.67
\$639.61
\$767.52

	\$15.41	\$0.56	\$100.59
	\$30.81	\$1.11	\$201.20
	\$20.54	\$0.74	\$107.04
	\$41.08	\$1.48	\$214.09
	\$30.81	\$1.11	\$118.29
	\$61.62	\$2.22	\$226.65
	\$41.08	\$1.48	\$127.87
	\$82.17	\$2.97	\$255.80

Manure Collection - size (yd) / frequency

2	1 x wk	\$134.90	\$115.19	\$4.15
	2 x wk			
	3 x wk			
	4 x wk			
	5 x wk			
	6 x wk			
3	1 x wk	\$129.21	\$109.50	\$3.94
	2 x wk	\$168.76	\$139.19	\$5.01
	3 x wk			
	4 x wk			

\$273.62
\$407.47
\$541.34
\$675.20
\$809.06

\$343.78
\$512.71
\$681.67

	\$19.71	\$0.71	\$139.76
	\$19.71	\$0.71	\$133.86
	\$29.57	\$1.07	\$174.84

Each Additional Pickup

\$850.61
\$1,019.56

5 x wk				
6 x wk				
	\$29.57	\$1.07	\$168.95	

5 x wk				
6 x wk				
	\$163.07	\$133.50	\$4.81	

Each Additional Pickup

		(Both Comprehensive and Non-comprehensive)				
Commercial bin service - size (yd) / frequency	1 x wk	2 x wk	3 x wk	4 x wk	5 x wk	6 x wk
1.5	1 x wk	\$100.35	\$84.94	\$3.06		
	2 x wk	\$200.68	\$169.87	\$6.12		
	3 x wk	\$301.03	\$254.82	\$9.17		
	4 x wk	\$401.38	\$339.76	\$12.23		
	5 x wk	\$501.72	\$424.69	\$15.29		
	6 x wk	\$602.07	\$509.64	\$18.35		
2	1 x wk	\$110.36	\$89.82	\$3.23		
	2 x wk	\$220.70	\$179.62	\$6.47		
	3 x wk	\$331.09	\$269.47	\$9.70		
	4 x wk	\$441.45	\$359.28	\$12.93		
	5 x wk	\$551.80	\$449.10	\$16.17		
	6 x wk	\$662.16	\$538.91	\$19.40		
3	1 x wk	\$135.80	\$104.99	\$3.78		
	2 x wk	\$271.58	\$209.96	\$7.56		
	3 x wk	\$407.39	\$314.96	\$11.34		
	4 x wk	\$543.16	\$419.91	\$15.12		
	5 x wk	\$678.95	\$524.89	\$18.90		
	6 x wk	\$814.73	\$629.86	\$22.67		
4	1 x wk	\$152.24	\$111.16	\$4.00		
	2 x wk	\$304.53	\$222.36	\$8.01		
	3 x wk	\$456.77	\$333.52	\$12.01		
	4 x wk	\$609.02	\$444.69	\$16.01		
	5 x wk	\$761.26	\$555.85	\$20.01		
	6 x wk	\$913.54	\$667.05	\$24.01		
6	1 x wk	\$232.63	\$171.01	\$6.16		
	2 x wk	\$465.26	\$342.02	\$12.32		
	3 x wk	\$697.89	\$513.03	\$18.48		
	4 x wk	\$930.52	\$684.04	\$24.64		
	5 x wk	\$1163.15	\$855.05	\$30.80		
	6 x wk	\$1395.78	\$1026.06	\$36.96		
Each Additional Pickup - 1.5-6		\$61.46	\$61.46	\$2.21		
Commercial recycle bin service - size (yd) / frequency	1 x wk					
	2 x wk					
Each Additional Pickup						
Commercial recycle bin service						

\$80.63
\$161.25

1 x wk				
2 x wk				

1 x wk				
2 x wk				

Each Additional Pickup - 1.5-6

Commercial recycle bin service - size (yd) / frequency

\$241.89
 \$322.51
 \$403.14
 \$483.77
 \$63.67

Each Additional Pickup

Commercial compacted bin service - size (yd) / frequency (2.5 x commercial rate)

3	3 x wk								
	4 x wk								
	5 x wk								
	6 x wk								
	1 x wk								
	2 x wk								
2	1 x wk								
	2 x wk								
	3 x wk								
	4 x wk								
	5 x wk								
	6 x wk								
3	1 x wk								
	2 x wk								
	3 x wk								
	4 x wk								
	5 x wk								
	6 x wk								
4	1 x wk								
	2 x wk								
	3 x wk								
	4 x wk								
	5 x wk								
	6 x wk								

\$285.82
 \$571.64
 \$857.54
 \$1,143.38
 \$1,429.18
 \$1,715.01
 \$351.71
 \$703.40
 \$1,055.13
 \$1,406.82
 \$1,758.50
 \$2,110.18
 \$394.33
 \$788.73
 \$1,183.06
 \$1,577.40
 \$1,971.70
 \$2,366.12
 \$159.17

Each Additional Pickup - 2,3,4

Commercial Organics Rates - Food (Carts and Bin) (Added in 2017)

64 Gal Cart	1 x wk	\$48.94	\$26.50	\$0.95
	2 x wk	\$97.88	\$53.00	\$1.91
	3 x wk	\$146.82	\$79.50	\$2.86
	4 x wk	\$195.76	\$106.00	\$3.82
	5 x wk	\$244.70	\$132.50	\$4.77
	6 x wk	\$293.64	\$159.00	\$5.72
2 YD	1 x wk	\$199.68	\$89.81	\$3.23
	2 x wk	\$399.36	\$179.62	\$6.47
	3 x wk	\$599.04	\$269.43	\$9.70
	4 x wk	\$798.72	\$359.24	\$12.93
	5 x wk	\$998.41	\$449.06	\$16.17
	6 x wk	\$1,198.09	\$538.87	\$19.40

\$22.44	\$0.81	\$50.70
\$44.88	\$1.62	\$101.41
\$67.32	\$2.43	\$152.11
\$89.76	\$3.24	\$202.82
\$112.20	\$4.05	\$253.52
\$134.64	\$4.86	\$304.22
\$109.87	\$3.97	\$206.88
\$219.74	\$7.93	\$413.76
\$329.61	\$11.90	\$620.64
\$439.48	\$15.87	\$827.52
\$549.35	\$19.83	\$1,034.41
\$659.22	\$23.80	\$1,241.29

\$50.70
 \$206.88
 \$413.76
 \$620.64
 \$827.52
 \$1,034.41
 \$1,241.29

Each Additional Pickup

Commercial Organics Rates - Non-Food (Added in 2017)

2 YD	1 x wk	\$152.60	\$89.81	\$3.23	\$62.79	\$2.27	\$158.10
	2 x wk	\$305.20	\$179.62	\$6.47	\$125.58	\$4.53	\$316.20
	3 x wk	\$457.80	\$269.43	\$9.70	\$188.37	\$6.80	\$474.30
	4 x wk	\$610.40	\$359.24	\$12.93	\$251.16	\$9.07	\$632.40
	5 x wk	\$763.01	\$449.06	\$16.17	\$313.95	\$11.33	\$790.51
	6 x wk	\$915.61	\$538.87	\$19.40	\$376.74	\$13.60	\$948.61
		\$45.00	\$45.00	\$1.62	\$0.00	\$0.00	\$46.62

Each Additional Pickup (Bin Service)
Organics contamination fee

\$63.67

Roll-off rates:

<i>Roll-Off Delivery</i>	\$72.63	\$72.63	\$2.61	\$75.24
10- cubic yard	\$619.58	\$240.07	\$8.64	\$641.92
40- cubic yard	\$467.78	\$240.07	\$8.64	\$484.64
Regular Roll-off account	\$216.04	\$216.04	\$7.78	\$223.82
Compactor				\$0.00
<i>Roll-off Redelivery</i>	\$72.63	\$72.63	\$2.61	\$75.24

Roll-off Delinquent Acct container removal fee/each

Roll-off Delinquent Acct container redelivery fee/each

Roll-off False Run

Roll-off Relocation

Roll-Off Stand-by Time/ every 15 min. (after first 15 minutes)

Roll-off Demurage -Each Day over 7

Roll-off Compactor Haul Rate

Roll-off Compactor Steam Clean

Organics:

Roll-off 40 yard - food and other organics

Compactors - food and other organics

Processing rate per ton

\$55.00
\$55.00
\$75.24
\$75.24
\$25.00
\$5.18
\$223.82
\$211.41

\$333.16	\$333.16	\$11.99	\$345.15
\$333.16	\$333.16	\$11.99	\$345.15
\$72.50	\$72.50	\$2.62	\$75.12

Temporary bin service

3 cubic yards

Temp Bin Demurage - Each Day over 7

Temp Bin Container Delivery

Temp Bin Container Relocation

\$130.68 per load/7 da
\$2.07
\$40.52
\$45.00

\$126.14	\$119.02	\$4.28	\$130.68
\$7.12	\$7.12	\$0.26	\$7.12

Commercial Container Delivery

Commercial Container Redelivery Delinquency fee / each

\$40.52
\$40.52

\$39.11	\$39.11	\$1.41	\$40.52
\$39.11	\$39.11	\$1.41	\$40.52

Commercial Container Removal Delinquency fee / each					\$40.52
Commercial Container Exchange					\$75.00
Commercial Container Return Srvc/Pickup fee					\$50.29
Commercial Container Relocation					\$45.00
Commercial Container Dump on-site	\$61.46	\$61.46	\$2.21	\$63.67	
Residential Container Redelivery	\$27.94	\$27.94	\$1.01	\$28.95	
Locking Container	\$11.17	\$11.17	\$0.40	\$11.57	per month
Account Setup Residential & Commercial	\$27.58	\$27.58	\$0.99	\$28.57	
Commercial Recycle Bin Contamination	\$74.15	\$74.15	\$2.67	\$76.82	
Commercial Bin Overage	\$42.36	\$42.36	\$1.52	\$43.88	
Commercial Scout Service - Each Occurrence					\$28.95
Commercial Bulky Item Collection - (2) Items					\$29.44
Commercial Bulky Item Collection - Each Addl Item					\$18.01
Tax Assessment Fee					\$33.29

COUNTY OF RIVERSIDE

AREA 6 2018 PRICE ADJUSTMENT

Tip Fee Increase 3.61%
 Fuel Surcharge 0.00%
 CPI 3.60%

Residential Services

Comprehensive Collection

	Service Component		Landfill Component		Adjusted Total	New Added 2018
	Prior Service	Adjustment to Service	Prior Landfill	Adjustment to Landfill		
Regular	\$22.69	\$17.62	\$0.63	\$5.07	\$23.50	
Senior	\$20.54	\$15.47	\$0.56	\$5.07	\$21.28	
Hard to Service	\$26.15	\$21.08	\$0.76	\$5.07	\$27.09	
Green Waste	\$2.18	\$1.49	\$0.05	\$0.69	\$2.26	

Extra trash container	\$8.94	\$8.94	\$0.32		\$9.26	
Extra green waste container	\$5.59	\$5.59	\$0.20		\$5.79	
Extra recycle container	\$1.67	\$1.67	\$0.06		\$1.73	
Bulky Item Collection	\$23.15	\$23.15	\$0.83		\$23.98	\$11.78

Extra Pickup ON service day
 Extra Pickup OFF service day
 Residential clean-up
 (\$50.00 minimum per below)
 Labor \$38.58 \$38.58 \$1.39 \$39.97 per man /per
 Equipment \$100.32 \$100.32 \$3.61 \$103.93 per hour

Commercial bin service - size (yd) / frequency

2	Previous Rate	Service Component		Landfill Component		Adjusted Total
		Prior Service	Adjustment to Service	Prior Landfill	Adjustment to Landfill	
1 x wk	\$97.31	\$76.77	\$2.76	\$20.54	\$0.74	\$100.81
2 x wk						
3 x wk						
4 x wk						
5 x wk						

\$166.74
 \$232.68
 \$298.62
 \$364.55

\$430.48

Each Additional Day
Each Additional Container

	6 x wk								
3	1 x wk	\$63.65	\$43.11	\$1.55	\$20.54	\$0.74	\$65.94		
	2 x wk	\$97.31	\$76.77	\$2.76	\$20.54	\$0.74	\$100.81		
	3 x wk	\$115.43	\$84.62	\$3.05	\$30.81	\$1.11	\$119.59		
	4 x wk								
	5 x wk								
	6 x wk								
4	1 x wk	\$90.31	\$59.50	\$2.14	\$30.81	\$1.11	\$93.56		
	2 x wk	\$110.80	\$79.99	\$2.88	\$30.81	\$1.11	\$114.79		
	3 x wk	\$147.52	\$106.44	\$3.83	\$41.08	\$1.48	\$152.83		
	4 x wk								
	5 x wk								
	6 x wk								
Each Additional Day		\$112.46	\$71.38	\$2.57	\$41.08	\$1.48	\$116.51		
	Each Additional Container	\$147.52	\$106.44	\$3.83	\$41.08	\$1.48	\$152.83		

\$213.14
\$306.70
\$400.25
\$493.81
\$587.36

Each Additional Day
Each Additional Container

\$269.36
\$385.87
\$502.38
\$618.91
\$735.42

Each Additional Day
Each Additional Container

Commercial recycle bin service - size (yd) / frequency

3	1 x wk						
	2 x wk						
	3 x wk						
	4 x wk						
	5 x wk						
	6 x wk						
Each Additional Day							
	Each Additional Container						

\$80.63
\$161.25
\$241.89
\$322.51
\$403.14
\$483.77
\$63.67

Each Additional Pickup
Commercial compacted bin service - size (yd) / frequency (2.5 x commercial rate)

2	1 x wk						
	2 x wk						
	3 x wk						
	4 x wk						
	5 x wk						
	6 x wk						
3	1 x wk						
	2 x wk						
	3 x wk						
Each Additional Day							
	Each Additional Container						

\$252.01
\$416.85
\$581.68
\$746.53
\$911.36
\$1,076.20
\$298.96
\$532.84
\$766.73

\$1,000.60
 \$1,234.50
 \$1,468.38
 \$382.08
 \$673.37
 \$964.66
 \$1,255.94
 \$1,547.24
 \$1,838.52
 \$159.17

4	4 x wk								
	5 x wk								
	6 x wk								
	1 x wk								
	2 x wk								
	3 x wk								
	4 x wk								
	5 x wk								
6 x wk									

Each Additional Pickup - 2,3,4

Commercial Organics Rates - Food (Carts and Bin)

64 Gal Cart	1 x wk	\$48.94	\$26.50	\$0.95	\$22.44	\$0.81	\$50.70
	2 x wk	\$97.88	\$53.00	\$1.91	\$44.88	\$1.62	\$101.41
	3 x wk	\$146.82	\$79.50	\$2.86	\$67.32	\$2.43	\$152.11
	4 x wk	\$195.76	\$106.00	\$3.82	\$89.76	\$3.24	\$202.82
	5 x wk	\$244.70	\$132.50	\$4.77	\$112.20	\$4.05	\$253.52
	6 x wk	\$293.64	\$159.00	\$5.72	\$134.64	\$4.86	\$304.22
2 YD	1 x wk	\$186.64	\$76.77	\$2.76	\$109.87	\$3.97	\$193.37
	2 x wk	\$373.27	\$153.53	\$5.53	\$219.74	\$7.93	\$386.73
	3 x wk	\$559.91	\$230.30	\$8.29	\$329.61	\$11.90	\$580.10
	4 x wk	\$746.54	\$307.06	\$11.05	\$439.48	\$15.87	\$773.46
	5 x wk	\$933.18	\$383.83	\$13.82	\$549.35	\$19.83	\$966.83
	6 x wk	\$1,119.81	\$460.59	\$16.58	\$659.22	\$23.80	\$1,160.19

Each Additional Pickup

\$50.70

Commercial Organics Rates - Non-Food

2 YD	1 x wk	\$139.56	\$76.77	\$2.76	\$62.79	\$2.27	\$144.59
	2 x wk	\$279.11	\$153.53	\$5.53	\$125.58	\$4.53	\$289.17
	3 x wk	\$418.67	\$230.30	\$8.29	\$188.37	\$6.80	\$433.76
	4 x wk	\$558.22	\$307.06	\$11.05	\$251.16	\$9.07	\$578.34
	5 x wk	\$697.78	\$383.83	\$13.82	\$313.95	\$11.33	\$722.93
	6 x wk	\$837.33	\$460.59	\$16.58	\$376.74	\$13.60	\$867.51
		\$45.00	\$45.00	\$1.62	\$0.00	\$0.00	\$46.62

Each Additional Pickup (Bin Service)

Organics contamination fee

\$63.67

Roll-off rates:

New Roll-off Delivery

30 Cu. Yd

\$75.24

\$302.09

\$2.61

\$10.50

\$72.63

\$291.59

\$76.63

\$291.59

40 Cu. Yd	\$333.16	\$333.16	\$11.99	\$345.15
50 Cu. Yd	\$436.31	\$436.31	\$15.71	\$452.02
Regular Roll-off account/Haul Rate 10 Cu Yd				\$302.09
Compactor				\$405.69
Roll-off Redelivery	\$72.63	\$72.63	\$2.61	\$75.24
Roll-off Delinquent Acct container removal fee/each				\$55.00
Roll-off Delinquent Acct container redelivery fee/each				\$55.00
Roll-off False Run				\$75.24
Roll-off Relocation				\$75.24
Roll-Off Stand-by Time/every 15 min. (after first 15 minutes)				\$25.00
Roll-off Demurage -Each Day over 7				\$10.36
Roll-off Compactor Haul Rate				\$345.15
Roll-off Compactor Steam Clean				\$211.41
Organics:				
Roll-off 40 yard - food and other organics	\$296.09	\$296.09	\$10.66	\$306.75
Compactors - food and other organics	\$296.09	\$296.09	\$10.66	\$306.75
Processing rate per ton	\$72.50	\$72.50	\$2.62	\$75.12
Unscheduled Extra Bin Dumps	\$59.40	\$52.28	\$1.88	\$61.54
Temporary bin service				
3 cubic yards	\$73.05	\$66.06	\$2.38	\$75.68
Temp Bin Demurage - Each Day over 7			\$6.99	\$5.18
Temp Bin Container Delivery				\$40.52
Temp Bin Container Relocation				\$45.00
Commercial Container Delivery	\$39.11	\$39.11	\$1.41	\$40.52
Commercial Container Redelivery Delinquency fee / each	\$39.11	\$39.11	\$1.41	\$40.52
Commercial Container Removal Delinquency fee / each				\$40.52
Commercial Container Exchange				\$75.00
Commercial Container Return Svc/Pickup fee				\$50.29
Commercial Container Relocation				\$45.00
Commercial Container Dump on-site	\$61.46	\$61.46	\$2.21	\$63.67
Residential Container Redelivery	\$27.94	\$27.94	\$1.01	\$28.95
Locking Container	\$11.17	\$11.17	\$0.40	\$11.57
Account Setup Residential & Commercial	\$27.58	\$27.58	\$0.99	\$28.57
Commercial Recycle Bin Contamination	\$74.15	\$74.15	\$2.67	\$76.82

COUNTY OF RIVERSIDE

AREA 7 2018 PRICE ADJUSTMENT

Tip Fee Increase 3.61%
 Fuel Surcharge 0.00%
 CPI 3.60%

	Previous Rate	Service Component		Landfill Component		Adjusted Total	New Added 2018
		Prior Service	Adjustment to Service	Prior Landfill	Adjustment to Landfill		
Residential Services							
<i>Non- Comprehensive Collection</i>							
Regular	\$0.00	\$0.00	\$0.00	\$0.00	\$0.00	\$0.00	\$0.00
Senior	\$0.00	\$0.00	\$0.00	\$0.00	\$0.00	\$0.00	\$0.00
<i>Hard to Service - Recycling Area</i>							
Regular	\$0.00	\$0.00	\$0.00	\$0.00	\$0.00	\$0.00	\$0.00
Senior	\$0.00	\$0.00	\$0.00	\$0.00	\$0.00	\$0.00	\$0.00
<i>Hard to Service - Non- Recycling Area</i>							
Regular	\$0.00	\$0.00	\$0.00	\$0.00	\$0.00	\$0.00	\$0.00
Senior	\$0.00	\$0.00	\$0.00	\$0.00	\$0.00	\$0.00	\$0.00
Comprehensive Collection							
Regular	\$24.40	\$19.33	\$0.70	\$5.07	\$0.18	\$25.28	
Senior	\$21.80	\$16.73	\$0.60	\$5.07	\$0.18	\$22.58	
<i>Hard to Service - Recycling Area</i>							
Regular	\$26.27	\$21.20	\$0.76	\$5.07	\$0.18	\$27.21	
Senior	\$23.50	\$18.43	\$0.66	\$5.07	\$0.18	\$24.34	
<i>Hard to Service - Non- Recycling Area</i>							
Regular	\$23.01	\$17.94	\$0.65	\$5.07	\$0.18	\$23.84	
Senior	\$20.75	\$15.68	\$0.56	\$5.07	\$0.18	\$21.49	
<i>Special Pick-up (other than regular day)</i>							
Regular	\$12.38	\$7.31	\$0.26	\$5.07	\$0.18	\$12.82	
Hard to service	\$22.65	\$17.58	\$0.63	\$5.07	\$0.18	\$23.46	
Residential AD Organics	\$2.04	\$2.04	\$0.00	\$0.00	\$0.00	\$2.04	
Other Residential Services							
Excess amount (can equivalents)							
30 Gallon	\$2.23	\$2.23	\$0.08			\$2.31	
60 Gallon	\$4.48	\$4.48	\$0.16			\$4.64	

90 Gallon		\$6.69	\$6.69	\$0.24	\$6.93
Extra Cart	90 Gallon	\$6.57	\$6.57	\$0.24	\$6.81
Green Waste	90 Gallon	\$4.59	\$4.59	\$0.17	\$4.76
Extra trash container		\$8.94	\$8.94	\$0.32	\$9.26
Extra green waste container		\$5.59	\$5.59	\$0.20	\$5.79
Extra recycle container		\$1.67	\$1.67	\$0.06	\$1.73
Bulky Item Collection		\$23.69	\$23.69	\$0.85	\$24.54
Extra Pickup ON service day					\$11.78
Extra Pickup OFF service day					\$29.44
Residential clean-up		\$126.31	\$126.31	\$4.55	\$130.86
Extra Organic Kitchen Food Pail					\$7.25

Commercial bin service - size (yd) / frequency

	Previous Rate	Service Component		Landfill Component		Adjusted Total
		Prior Service	Adjustment to Service	Prior Landfill	Adjustment to Landfill	
1.5	1 x wk	\$90.10	\$75.82	\$2.73	\$14.28	\$93.35
	2 x wk	\$173.00	\$144.46	\$5.20	\$28.54	\$179.23
	3 x wk	\$255.92	\$213.11	\$7.67	\$42.81	\$265.14
	4 x wk	\$338.83	\$281.75	\$10.14	\$57.08	\$351.03
	5 x wk	\$421.75	\$350.39	\$12.61	\$71.36	\$436.94
	6 x wk					
Additional Container						
2	1 x wk	\$90.10	\$75.82	\$2.73	\$14.28	\$93.35
	2 x wk	\$108.29	\$89.26	\$3.21	\$19.03	\$112.19
	3 x wk	\$203.34	\$165.28	\$5.95	\$38.06	\$210.66
	4 x wk	\$298.39	\$241.31	\$8.69	\$57.08	\$309.14
	5 x wk	\$393.46	\$317.35	\$11.42	\$76.11	\$407.63
	6 x wk	\$488.50	\$393.36	\$14.16	\$95.14	\$506.09
Additional Container						
3	1 x wk	\$108.29	\$89.26	\$3.21	\$19.03	\$112.19
	2 x wk	\$136.46	\$107.92	\$3.89	\$28.54	\$141.38
	3 x wk	\$254.38	\$197.30	\$7.10	\$57.08	\$263.54
	4 x wk	\$372.31	\$286.69	\$10.32	\$85.62	\$385.72
	5 x wk	\$490.26	\$376.09	\$13.54	\$114.17	\$507.92
	6 x wk	\$608.18	\$465.47	\$16.76	\$142.71	\$630.09
Additional Container						
						\$522.96
						\$604.56
						\$752.42

Additional Pick-ups

Additional Container	\$136.45	\$107.91	\$3.88	\$28.54	\$1.03	\$141.36
1.5	On Route	\$31.73	\$28.44	\$1.02	\$0.12	\$32.87
2	On Route	\$36.59	\$32.20	\$1.16	\$0.16	\$37.91
3	On Route	\$39.94	\$33.35	\$1.20	\$0.24	\$41.38
1.5	Special	\$46.63	\$43.34	\$1.56	\$0.12	\$48.31
2	Special	\$52.34	\$47.95	\$1.73	\$0.16	\$54.23
3	Special	\$52.39	\$45.80	\$1.65	\$0.24	\$54.28

Commercial Bins - Hard to Service

1.5	1 x wk	\$195.76	\$181.48	\$6.53	\$14.28	\$0.52	\$202.81
	2 x wk	\$393.68	\$365.14	\$13.15	\$28.54	\$1.03	\$407.86
	3 x wk	\$586.77	\$543.96	\$19.58	\$42.81	\$1.55	\$607.90
	4 x wk	\$779.85	\$722.77	\$26.02	\$57.08	\$2.06	\$807.93
	5 x wk	\$972.94	\$901.58	\$32.46	\$71.36	\$2.58	\$1,007.98
	6 x wk						
Additional Container		\$195.76	\$181.48	\$6.53	\$14.28	\$0.52	\$202.81
2	1 x wk	\$213.76	\$194.73	\$7.01	\$19.03	\$0.69	\$221.46
	2 x wk	\$423.43	\$385.37	\$13.87	\$38.06	\$1.37	\$438.67
	3 x wk	\$628.26	\$571.18	\$20.56	\$57.08	\$2.06	\$650.88
	4 x wk	\$833.11	\$757.00	\$27.25	\$76.11	\$2.75	\$863.11
	5 x wk	\$1,037.95	\$942.81	\$33.94	\$95.14	\$3.43	\$1,075.32
	6 x wk						
Additional Container		\$213.76	\$194.73	\$7.01	\$19.03	\$0.69	\$221.46
3	1 x wk	\$244.40	\$215.86	\$7.77	\$28.54	\$1.03	\$253.20
	2 x wk	\$477.85	\$420.77	\$15.15	\$57.08	\$2.06	\$495.06
	3 x wk	\$705.96	\$620.34	\$22.33	\$85.62	\$3.09	\$731.38
	4 x wk	\$934.07	\$819.90	\$29.52	\$114.17	\$4.12	\$967.71
	5 x wk	\$1,162.17	\$1,019.46	\$36.70	\$142.71	\$5.15	\$1,204.02
	6 x wk						
Additional Container		\$244.40	\$215.86	\$7.77	\$28.54	\$1.03	\$253.20

\$1,211.09

\$1,287.54

\$1,440.72

Commercial recycle bin service - size (yd) / frequency

2	1 x wk						\$57.14
	2 x wk						\$114.28
	3 x wk						\$171.42
	4 x wk						\$228.55

\$285.69
 \$342.84
 \$72.04
 \$144.10
 \$216.15
 \$288.23
 \$360.26
 \$432.44
 \$63.67

5 x wk							
6 x wk							
1 x wk							
2 x wk							
3 x wk							
4 x wk							
5 x wk							
6 x wk							

5 x wk							
6 x wk							
1 x wk							
2 x wk							
3 x wk							
4 x wk							
5 x wk							
6 x wk							

3

Each Additional Pickup

Commercial compacted bin service - size (yd) / frequency (2.5 x commercial rate)

\$353.43
 \$658.86
 \$964.30
 \$1,269.79
 \$1,575.19
 \$1,881.05
 \$159.17

1 x wk							
2 x wk							
3 x wk							
4 x wk							
5 x wk							
6 x wk							

1 x wk							
2 x wk							
3 x wk							
4 x wk							
5 x wk							
6 x wk							

3

Each Additional Pickup Compacted

Commercial Organics Rates - Food (Carts and Bin)

\$50.70

1 x wk	\$22.44	\$0.81	\$50.70
2 x wk	\$44.88	\$1.62	\$101.41
3 x wk	\$67.32	\$2.43	\$152.11
4 x wk	\$89.76	\$3.24	\$202.82
5 x wk	\$112.20	\$4.05	\$253.52
6 x wk	\$134.64	\$4.86	\$304.22

1 x wk	\$48.94	\$26.50	\$0.95
2 x wk	\$97.88	\$53.00	\$1.91
3 x wk	\$146.82	\$79.50	\$2.86
4 x wk	\$195.76	\$106.00	\$3.82
5 x wk	\$244.70	\$132.50	\$4.77
6 x wk	\$293.64	\$159.00	\$5.72

64 Gal Cart

Each Additional Pickup

2 YD

1 x wk	\$109.87	\$3.97	\$206.31
2 x wk	\$219.74	\$7.93	\$412.62
3 x wk	\$329.61	\$11.90	\$618.93
4 x wk	\$439.48	\$15.87	\$825.24
5 x wk	\$549.35	\$19.83	\$1,031.55
6 x wk	\$659.22	\$23.80	\$1,237.86

1 x wk	\$199.13	\$89.26	\$3.21
2 x wk	\$398.26	\$178.52	\$6.43
3 x wk	\$597.39	\$267.78	\$9.64
4 x wk	\$796.52	\$357.04	\$12.85
5 x wk	\$995.65	\$446.30	\$16.07
6 x wk	\$1,194.78	\$535.56	\$19.28

Commercial Organics Rates - Non-Food

1 x wk	\$62.79	\$2.27	\$157.53
2 x wk	\$125.58	\$4.53	\$315.06
3 x wk	\$188.37	\$6.80	\$472.59
4 x wk	\$251.16	\$9.07	\$630.12

1 x wk	\$152.05	\$89.26	\$3.21
2 x wk	\$304.10	\$178.52	\$6.43
3 x wk	\$456.15	\$267.78	\$9.64
4 x wk	\$608.20	\$357.04	\$12.85

2 YD

5 x wk	\$760.25	\$446.30	\$16.07	\$313.95	\$11.33	\$787.65
6 x wk	\$912.30	\$535.56	\$19.28	\$376.74	\$13.60	\$945.18
	\$45.00	\$45.00	\$0.00		\$0.00	\$45.00

Each Additional Pickup (Bin Service) \$63.67
 Organics contamination fee

Roll-off rates:

New Roll-off Delivery						Deposit	
15	\$72.63	\$72.63	\$2.61				\$75.24
30	\$499.10	\$199.10	\$7.17	\$300.00			\$506.27
36	\$423.70	\$243.70	\$8.77	\$180.00			\$432.47
	\$476.09	\$296.09	\$10.66	\$180.00			\$486.75
Regular Roll-off account/Haul Rate 10 Cu Yd							\$206.27
Regular Roll-off account/Haul Rate 40 Cu Yd							\$306.75
Roll-Off Redelivery	\$72.63	\$72.63	\$2.61				\$75.24
Roll-off Delinquent Acct container removal fee/each							\$55.00
Roll-off Delinquent Acct container redelivery fee/each							\$55.00
Demurage	\$12.18	\$12.18	\$0.44				\$12.62
Stand-by time	\$35.15	\$35.15	\$1.27				\$36.42
Request to move	\$35.15	\$35.15	\$1.27				\$36.42
Sorting Fee	\$35.15	\$35.15	\$1.27				\$36.42
(remove trash from yard waste or metal roll-off)	\$70.28	\$70.28	\$2.53				\$72.81
Roll-off False Run							\$75.24
Roll-off Relocation							\$75.24
Roll-off Compactor Haul Rate							\$410.35
Roll-off Compactor Steam Clean							\$211.41

Organics:

Roll-off 40 yard - food and other organics	\$238.92	\$234.24	\$8.43			\$242.67
Compactors - food and other organics	\$238.92	\$234.24	\$8.43			\$242.67
Processing rate per ton	\$72.50			\$72.50	\$2.62	\$75.12

Temporary bin service

3 Cu. Yd							
One week - one empty	\$67.23	\$60.10	\$2.16	\$7.13	\$0.26	\$69.65	\$2.07
Temp Bin Demurage - Each Day over 7							\$40.52
Temp Bin Container Delivery							\$45.00
Temp Bin Container Relocation							
One week - one empty	\$66.98	\$66.98	\$2.41			\$69.39	

Each additional pick-up	\$66.98	\$66.98	\$2.41	\$69.39
Moving bin to different location	\$30.45	\$30.45	\$1.10	\$31.55
Locking Lids	\$33.50	\$33.50	\$1.21	\$34.71
Commercial Container Delivery	\$39.11	\$39.11	\$1.41	\$40.52
Commercial Container Redelivery Delinquency fee / each	\$39.11	\$39.11	\$1.41	\$40.52
Commercial Container Removal Delinquency fee / each				\$40.52
Commercial Container Exchange				\$75.00
Commercial Container Return Svc/Pickup fee				\$50.29
Commercial Container Relocation				\$45.00
Commercial Container Dump on-site	\$61.46	\$61.46	\$2.21	\$63.67
Residential Container Redelivery	\$27.94	\$27.94	\$1.01	\$28.95
Locking Container / monthly fee	\$11.17	\$11.17	\$0.40	\$11.57
Account Setup Residential & Commercial	\$27.58	\$27.58	\$0.99	\$28.57
Commercial Recycle Bin Contamination	\$74.15	\$74.15	\$2.67	\$76.82
Commercial Bin Overage	\$42.36	\$42.36	\$1.52	\$43.88
Commercial Bear Proof Bin Fee - per month				\$38.43
Commercial Scout Service - Each Occurrence				\$31.55
Commercial Bulky Item Collection - Each Item				\$24.54
Tax Assessment Fee				\$33.29

COUNTY OF RIVERSIDE

AREA 8 2018 PRICE ADJUSTMENT

Tip Fee Increase 3.61%
 Fuel Surcharge 0.00%
 CPI 3.60%

Residential Services - Cart
 Regular - County Billed

Previous Rate	Service Component		Adjustment to Landfill	New Added 2018
	Prior Service	Current		
9.74	9.74			9.74

Commercial bin service - size (yd) / frequency

Frequency	Previous Rate	Service Component		Adjustment to Landfill	Adjusted Total	New Added 2018				
		Prior Service	Current							
1.5	1 x wk	\$222.77	\$196.12	\$7.06	\$15.11	\$0.54	\$11.54	\$0.42	\$230.79	
	2 x wk	\$360.39	\$307.06	\$11.05	\$30.24	\$1.09	\$23.09	\$0.83	\$373.36	
	3 x wk	\$497.99	\$418.02	\$15.05	\$45.35	\$1.63	\$34.62	\$1.25	\$515.92	
	4 x wk	\$635.60	\$528.96	\$19.04	\$60.49	\$2.18	\$46.15	\$1.67	\$658.49	
	5 x wk	\$773.22	\$639.94	\$23.04	\$75.61	\$2.72	\$57.67	\$2.08	\$801.06	
	6 x wk	\$909.70	\$750.85	\$27.03	\$89.64	\$3.23	\$69.21	\$2.50	\$942.46	
2	1 x wk	\$222.77	\$196.11	\$7.06	\$15.12	\$0.54	\$11.54	\$0.42	\$230.79	
	2 x wk	\$360.38	\$307.06	\$11.05	\$30.23	\$1.09	\$23.09	\$0.83	\$373.35	
	3 x wk	\$497.99	\$418.02	\$15.05	\$45.35	\$1.63	\$34.62	\$1.25	\$515.92	
	4 x wk	\$635.60	\$528.96	\$19.04	\$60.49	\$2.18	\$46.15	\$1.67	\$658.49	
	5 x wk	\$773.22	\$639.94	\$23.04	\$75.61	\$2.72	\$57.67	\$2.08	\$801.06	
	6 x wk	\$909.70	\$750.85	\$27.03	\$89.64	\$3.23	\$69.21	\$2.50	\$942.46	
3	1 x wk	\$243.05	\$203.05	\$7.31	\$22.70	\$0.82	\$17.30	\$0.62	\$251.80	
	2 x wk	\$424.58	\$344.60	\$12.41	\$45.35	\$1.63	\$34.63	\$1.25	\$439.87	
	3 x wk	\$606.12	\$486.17	\$17.50	\$68.04	\$2.45	\$51.91	\$1.87	\$627.94	
	4 x wk	\$787.66	\$627.73	\$22.60	\$90.71	\$3.27	\$69.22	\$2.50	\$816.03	
	5 x wk	\$969.19	\$769.25	\$27.69	\$113.41	\$4.08	\$86.53	\$3.12	\$1,004.08	
	6 x wk	\$1,149.13	\$910.80	\$32.79	\$134.49	\$4.84	\$103.84	\$3.75	\$1,190.51	
4	1 x wk	\$302.18	\$248.87	\$8.96	\$30.23	\$1.09	\$23.08	\$0.83	\$313.06	
	2 x wk	\$534.99	\$428.35	\$15.42	\$60.49	\$2.18	\$46.15	\$1.67	\$554.26	
	3 x wk	\$767.76	\$607.83	\$21.88	\$90.71	\$3.27	\$69.22	\$2.50	\$795.41	
	4 x wk	\$1,000.58	\$787.31	\$28.34	\$120.97	\$4.35	\$92.30	\$3.33	\$1,036.60	
	5 x wk	\$1,233.38	\$966.81	\$34.81	\$151.20	\$5.44	\$115.37	\$4.16	\$1,277.79	
	6 x wk	\$1,464.02	\$1,146.28	\$41.27	\$179.31	\$6.46	\$138.43	\$5.00	\$1,516.75	
6	1 x wk	\$373.79	\$293.82	\$10.58	\$45.35	\$1.63	\$34.62	\$1.25	\$387.25	
	2 x wk	\$670.31	\$510.38	\$18.37	\$90.71	\$3.27	\$69.22	\$2.50	\$694.45	
	3 x wk	\$966.86	\$726.93	\$26.17	\$136.09	\$4.90	\$103.84	\$3.75	\$1,001.68	
	4 x wk	\$1,263.39	\$943.49	\$33.97	\$181.46	\$6.53	\$138.44	\$5.00	\$1,308.89	
	5 x wk	\$1,559.91	\$1,160.04	\$41.76	\$226.82	\$8.17	\$173.05	\$6.25	\$1,616.09	

		6 x wk	\$1,853.14	\$1,376.54	\$49.56	\$268.94	\$9.68	\$207.66	\$7.50	\$1,919.88
Compacted Commercial bin service - size (yd) / frequency										
1.5	1 x wk	\$245.85	\$196.11	\$7.06	\$15.12	\$0.54	\$34.62	\$1.25	\$254.70	
	2 x wk	\$406.50	\$307.05	\$11.05	\$30.23	\$1.09	\$69.22	\$2.50	\$421.14	
	3 x wk	\$567.21	\$418.01	\$15.05	\$45.35	\$1.63	\$103.85	\$3.75	\$587.64	
	4 x wk	\$727.91	\$528.97	\$19.04	\$60.49	\$2.18	\$138.45	\$5.00	\$754.13	
	5 x wk	\$888.58	\$639.93	\$23.04	\$75.61	\$2.72	\$173.04	\$6.25	\$920.59	
	6 x wk	\$1,048.16	\$750.85	\$27.03	\$89.64	\$3.23	\$207.67	\$7.50	\$1,085.92	
2	1 x wk	\$245.85	\$196.11	\$7.06	\$15.12	\$0.54	\$34.62	\$1.25	\$254.70	
	2 x wk	\$406.50	\$307.05	\$11.05	\$30.23	\$1.09	\$69.22	\$2.50	\$421.14	
	3 x wk	\$567.21	\$418.01	\$15.05	\$45.35	\$1.63	\$103.85	\$3.75	\$587.64	
	4 x wk	\$727.91	\$528.97	\$19.04	\$60.49	\$2.18	\$138.45	\$5.00	\$754.13	
	5 x wk	\$888.58	\$639.93	\$23.04	\$75.61	\$2.72	\$173.04	\$6.25	\$920.59	
	6 x wk	\$1,048.16	\$750.85	\$27.03	\$89.64	\$3.23	\$207.67	\$7.50	\$1,085.92	
3	1 x wk	\$277.67	\$203.06	\$7.31	\$22.70	\$0.82	\$51.91	\$1.87	\$287.67	
	2 x wk	\$493.81	\$344.61	\$12.41	\$45.35	\$1.63	\$103.85	\$3.75	\$511.60	
	3 x wk	\$709.97	\$486.17	\$17.50	\$68.04	\$2.45	\$155.76	\$5.62	\$735.54	
	4 x wk	\$926.10	\$627.72	\$22.60	\$90.71	\$3.27	\$207.67	\$7.50	\$959.47	
	5 x wk	\$1,142.29	\$769.28	\$27.69	\$113.41	\$4.08	\$259.60	\$9.37	\$1,183.43	
	6 x wk	\$1,356.79	\$910.80	\$32.79	\$134.49	\$4.84	\$311.50	\$11.25	\$1,405.67	
4	1 x wk	\$348.33	\$248.87	\$8.96	\$30.23	\$1.09	\$69.23	\$2.50	\$360.88	
	2 x wk	\$627.28	\$428.35	\$15.42	\$60.49	\$2.18	\$138.44	\$5.00	\$649.88	
	3 x wk	\$906.19	\$607.82	\$21.88	\$90.71	\$3.27	\$207.66	\$7.50	\$938.84	
	4 x wk	\$1,185.18	\$787.33	\$28.34	\$120.97	\$4.35	\$276.88	\$10.00	\$1,227.87	
	5 x wk	\$1,464.12	\$966.81	\$34.81	\$151.20	\$5.44	\$346.11	\$12.49	\$1,516.86	
	6 x wk	\$1,740.90	\$1,146.27	\$41.27	\$179.31	\$6.46	\$415.32	\$14.99	\$1,803.62	
6	1 x wk	\$443.02	\$293.82	\$10.58	\$45.35	\$1.63	\$103.85	\$3.75	\$458.98	
	2 x wk	\$808.75	\$510.37	\$18.37	\$90.71	\$3.27	\$207.67	\$7.50	\$837.89	
	3 x wk	\$1,174.52	\$726.92	\$26.17	\$136.09	\$4.90	\$311.51	\$11.25	\$1,216.84	
	4 x wk	\$1,540.28	\$943.49	\$33.97	\$181.46	\$6.53	\$415.33	\$14.99	\$1,595.77	
	5 x wk	\$1,906.03	\$1,160.04	\$41.76	\$226.82	\$8.17	\$519.17	\$18.74	\$1,974.70	
	6 x wk	\$2,268.48	\$1,376.54	\$49.56	\$268.94	\$9.68	\$623.00	\$22.49	\$2,350.21	

Other Services:

Punchcard	per month	\$1,092.35	\$333.08	\$11.99	\$759.27	\$27.41	\$1,131.75
Commercial Can Service (per cart)		\$40.38	\$39.24	\$1.41	\$1.14	\$0.04	\$41.83

Restart Fee (per bin onsite)	\$23.48	\$23.48	\$0.85	\$24.33
Overage Fee (per bin)	\$46.96	\$46.96	\$1.69	\$48.65
Extra Empty/Additional Pickup Fee	\$78.26	\$78.26	\$2.82	\$81.08
Comm Delinquent Account Redelivery/Restart Fee / Each				\$121.65
Hard to Service	\$23.48	\$23.48	\$0.85	\$24.33
Bins: Initial Delivery and Relocation Fee	\$46.96	\$46.96	\$1.69	\$48.65
Bin Exchange Fee	\$117.42	\$117.42	\$4.23	\$121.65
Haul or Call Fee	\$50.29	\$50.29	\$1.81	\$52.10
Tire Haul Charge (per tire)	\$27.94	\$27.94	\$1.01	\$28.95
40-yard rolloff exchange/pull tires (in addition to haul + disposal)	\$391.10	\$391.10	\$14.08	\$405.18

Roll-off Rates:

10, 20 30 and 40 Cubic Yard Bins	\$604.55	\$604.55	\$21.76	\$626.31
Roll-Off Delivery Fee				\$121.65
Roll-off False Run				\$173.75
Roll-Off Relocation Fee				\$173.75
Roll-Off Stand-by Time/every 15 min. (after first 15 minutes)				\$25.00
Roll-Off Compactor Haul Rate				\$729.91
Roll-off Demurage -Each Day over 7				\$5.18
Roll-Off Container Delinquent Acct Removal Fee/each				\$173.75
Roll-Off Container Delinquent Acct Redelivery Fee/each				\$173.75

Electronic Waste Disposal

	\$26.19	\$26.19	\$0.94	\$27.13
--	---------	---------	--------	---------

Construction & Demo Disposal

Pickup Truck load at collection center	\$62.86	\$62.86	\$2.26	\$65.12
--	---------	---------	--------	---------

Construction & Demo Disposal

P/up Truck & trailer at collection center	\$125.73	\$125.73	\$4.53	\$130.26
---	----------	----------	--------	----------

Locking Container/monthly fee

	\$18.44	\$18.44	\$0.66	\$19.10
--	---------	---------	--------	---------

Tax Assessment Fee

				\$33.29
--	--	--	--	---------

Delinquent Fee

	1.5%	\$0.00	per month	1.50%
--	------	--------	-----------	-------

Extra Pickup OFF service day \$126.31 \$126.31 \$4.55 \$29.44
 Residential clean-up \$130.86
 Special Pick-up other than regular day \$13.08
 Regular \$24.53
 Hard to service

Commercial bin service - size (yd) / frequency

	Previous Rate	Service Component		Landfill Component		Adjusted Total	
		Prior Service	Adjustment to Service	Prior Landfill	Adjustment to Landfill		
1.5	1 x wk	\$81.40	\$66.28	\$2.39	\$15.12	\$0.55	\$84.34
	2 x wk	\$162.80	\$132.58	\$4.77	\$30.22	\$1.09	\$168.66
	3 x wk	\$244.21	\$198.87	\$7.16	\$45.34	\$1.64	\$253.01
	4 x wk	\$325.61	\$265.15	\$9.55	\$60.46	\$2.18	\$337.34
	5 x wk	\$407.01	\$331.44	\$11.93	\$75.57	\$2.73	\$421.67
	6 x wk						
Additional Container							\$84.34
3	1 x wk	\$125.02	\$94.80	\$3.41	\$30.22	\$1.09	\$129.52
	2 x wk	\$225.48	\$165.02	\$5.94	\$60.46	\$2.18	\$233.60
	3 x wk	\$325.93	\$235.25	\$8.47	\$90.68	\$3.27	\$337.67
	4 x wk	\$426.39	\$305.47	\$11.00	\$120.92	\$4.37	\$441.76
	5 x wk	\$526.85	\$375.71	\$13.53	\$151.14	\$5.46	\$545.84
	6 x wk						
Additional Container							\$675.50
4	1 x wk	\$125.02	\$94.80	\$3.41	\$30.22	\$1.09	\$129.52
	2 x wk	\$163.59	\$123.28	\$4.44	\$40.31	\$1.46	\$169.49
	3 x wk	\$291.51	\$210.90	\$7.59	\$80.61	\$2.91	\$302.01
	4 x wk	\$419.42	\$298.50	\$10.75	\$120.92	\$4.37	\$434.54
	5 x wk	\$547.33	\$386.12	\$13.90	\$161.21	\$5.82	\$567.05
	6 x wk	\$675.24	\$473.72	\$17.05	\$201.52	\$7.27	\$699.56
Additional Container							\$869.05

Additional Pick-ups

1.5	On Route	\$31.98	\$28.49	\$1.03	\$3.49	\$0.13	\$33.14
3	On Route	\$51.53	\$44.56	\$1.60	\$6.97	\$0.25	\$53.38
3 C	On Route	\$41.97	\$31.50	\$1.13	\$10.47	\$0.38	\$43.48
4	On Route	\$41.88	\$27.92	\$1.01	\$13.96	\$0.50	\$43.39

Compacted

Compacted

1.5	Special	\$45.30	\$27.84	\$1.00	\$17.46	\$0.63	\$46.93
3	Special	\$52.80	\$49.31	\$1.78	\$3.49	\$0.13	\$54.71
3 C	Special	\$58.73	\$51.76	\$1.86	\$6.97	\$0.25	\$60.84
4	Special	\$55.29	\$41.33	\$1.49	\$13.96	\$0.50	\$57.28

Commercial Bins - Hard to Service

1.5	1 x wk						\$215.50
	2 x wk						\$431.00
	3 x wk						\$646.53
	4 x wk						\$862.03
	5 x wk						\$1,077.51
	6 x wk						\$1,293.39
Additional Container							\$215.50
3	1 x wk						\$271.56
	2 x wk						\$517.69
	3 x wk						\$763.80
	4 x wk						\$1,009.91
	5 x wk						\$1,256.03
	6 x wk						\$1,502.58
Additional Container							\$271.56

Additional Pick-ups

1.5	Special						\$46.93
3	Special						\$54.71

Commercial recycle bin service - size (yd) / frequency

3	1 x wk						\$64.97
	2 x wk						\$117.22
	3 x wk						\$169.46
	4 x wk						\$221.70
	5 x wk						\$273.94
	6 x wk						\$326.17
Each Additional Pickup							\$63.67

Commercial compacted bin service - size (yd) / frequency (2.5 x commercial rate)

2	1 x wk						\$210.84
	2 x wk						\$421.66
	3 x wk						\$632.50
	4 x wk						\$843.32

36			\$628.94	\$304.04	\$10.95	\$324.90	\$11.73	\$651.62
Roll-off Redelivery			\$72.63	\$72.63	\$2.61			\$75.24
Roll-off Delinquent Acct container removal fee/each								\$55.00
Roll-off Delinquent Acct container redelivery fee/each								\$55.00
Demurrage			\$12.63	\$12.63	\$0.45			\$13.08
Stand-by time			\$37.21	\$37.21	\$1.34			\$38.55
Request to move			\$37.21	\$37.21	\$1.34			\$38.55
Sorting Fee (remove trash from yard waste or metal roll-off)			\$37.21	\$37.21	\$1.34			\$38.55
			\$74.41	\$74.41	\$2.68			\$77.09
Roll-off False Run								\$75.24
Roll-off Relocation								\$75.24
Roll-off Compactor Haul Rate								\$383.76
Roll-off Compactor Steam Clean								\$211.41
Organics:								
Roll-off 40 yard - food and other organics			\$304.04	\$298.08	\$10.73	\$0.00	\$0.00	\$308.81
Compactors - food and other organics			\$304.04	\$298.08	\$10.73	\$0.00	\$0.00	\$308.81
Processing rate per ton			\$72.50			\$72.50	\$2.62	\$75.12
Temporary bin service								
3 Cu. Yd		One week - one empty	\$66.90	\$63.41	\$2.28	\$3.49	\$0.13	\$69.31
Temp Bin Demurrage - Each Day over 7								\$2.07
Temp Bin Container Delivery								\$40.52
Temp Bin Container Relocation								\$45.00
Each additional pick-up			\$51.11	\$47.62	\$1.71	\$3.49	\$0.13	\$52.95
One week - one empty			\$67.89	\$67.89	\$2.44			\$70.33
Each additional pick-up			\$63.15	\$63.15	\$2.27			\$65.42
Moving bin to different location			\$31.58	\$31.58	\$1.14			\$32.72
Commercial Container Delivery			\$39.11	\$39.11	\$1.41			\$40.52
Commercial Container Redelivery Delinquency fee / each			\$39.11	\$39.11	\$1.41			\$40.52
Commercial Container Removal Delinquency fee / each								\$40.52
Commercial Container Exchange								\$75.00
Commercial Container Return Srvc/Pickup fee								\$50.29
Commercial Container Relocation								\$45.00
Commercial Container Dump on-site			\$61.46	\$61.46	\$2.21			\$63.67
Residential Container Redelivery			\$27.94	\$27.94	\$1.01			\$28.95

Locking container / monthly fee	\$11.17	\$11.17	\$0.40	\$11.57
Account Setup Residential & Commercial	\$27.58	\$27.58	\$0.99	\$28.57
Commercial Recycle Bin Contamination	\$74.15	\$74.15	\$2.67	\$76.82
Commercial Bin Overage	\$42.36	\$42.36	\$1.52	\$43.88
Commercial Scout Service - Each Occurrence				\$32.72
Commercial Bulky Item Collection - Each Item				\$24.53
Tax Assessment Fee				\$33.29

COUNTY OF RIVERSIDE

AREA 13 2018 PRICE ADJUSTMENT

Tip Fee Increase 3.61%
 CPI 3.60%
 Desert Center Adjustment 4.85%

Previous Rate	Service Component		Landfill Component		Adjusted Total	New Added 2018
	Prior Service	Adjustment to Service	Prior Landfill	Adjustment to Landfill		

Residential Services

Regular	\$0.00	\$0.00	\$0.00	\$0.00	\$0.00	\$0.00
Senior	\$0.00	\$0.00	\$0.00	\$0.00	\$0.00	\$0.00

Hard to Service

Regular	\$0.00	\$0.00	\$0.00	\$0.00	\$0.00	\$0.00
Senior	\$0.00	\$0.00	\$0.00	\$0.00	\$0.00	\$0.00

Comprehensive Services

Regular	\$34.24	\$28.99	\$1.04	\$5.25	\$0.19	\$35.47
Senior	\$31.35	\$26.10	\$0.94	\$5.25	\$0.19	\$32.48

Hard to Service

Regular	\$36.88	\$31.63	\$1.14	\$5.25	\$0.19	\$38.21
Senior	\$34.00	\$28.75	\$1.04	\$5.25	\$0.19	\$35.23

Desert Center (See below)

Regular	\$25.61	\$20.36	\$1.72	\$5.25	\$0.19	\$27.52
---------	---------	---------	--------	--------	--------	---------

Ripley/ Mesa Comprehensive

Regular	\$24.09	\$18.84	\$0.68	\$5.25	\$0.19	\$24.96
---------	---------	---------	--------	--------	--------	---------

Note: All residential Rates for the Desert Center area were subsidized by the County with the agreement ending July 1, 2012. These rates will be adjusted by an additional factor of 4.85% for the next seven years. Refer to Board of Supervisor's Agenda item 3.7 on April 24, 2012

Deposit per Cart	\$13.95	\$13.95	\$0.50			\$14.45
Additional cart (per month)	\$4.97	\$4.97	\$0.18			\$5.15
Desert Center Add'l Cart	\$4.52	\$4.52	\$0.38			\$4.90
Extra Pickup ON service day (per set)						\$17.84
Cart Exchange - Burned Cart						\$85.71
Bulky Item Collection - Each Addl Item						\$11.42

Previous Rate	Service Component		Landfill Component		Adjusted Total
	Prior Service	Adjustment to Service	Prior Landfill	Adjustment to Landfill	

Blythe

Commercial bin service - size (yd) / frequency

1.5	1 x wk	\$76.40	\$60.99	\$2.20	\$15.41	\$0.56	\$79.16
	2 x wk	\$138.24	\$107.43	\$3.87	\$30.81	\$1.11	\$143.22
	3 x wk	\$200.05	\$153.84	\$5.54	\$46.21	\$1.67	\$207.26
	4 x wk	\$261.90	\$200.28	\$7.21	\$61.62	\$2.22	\$271.33
	5 x wk	\$323.75	\$246.72	\$8.88	\$77.03	\$2.78	\$335.41
2	1 x wk	\$101.84	\$81.30	\$2.93	\$20.54	\$0.74	\$105.51
	2 x wk	\$167.26	\$126.18	\$4.54	\$41.08	\$1.48	\$173.28
	3 x wk	\$234.25	\$172.63	\$6.21	\$61.62	\$2.22	\$242.68
	4 x wk	\$301.24	\$219.07	\$7.89	\$82.17	\$2.97	\$312.10
	5 x wk	\$368.22	\$265.52	\$9.56	\$102.70	\$3.71	\$381.49
3	1 x wk	\$129.14	\$98.33	\$3.54	\$30.81	\$1.11	\$133.79
	2 x wk	\$215.66	\$154.04	\$5.55	\$61.62	\$2.22	\$223.43
	3 x wk	\$302.21	\$209.78	\$7.55	\$92.43	\$3.34	\$313.10
	4 x wk	\$371.74	\$248.49	\$8.95	\$123.25	\$4.45	\$385.14
	5 x wk	\$472.21	\$318.15	\$11.45	\$154.06	\$5.56	\$489.22
4	1 x wk	\$166.09	\$125.01	\$4.50	\$41.08	\$1.48	\$172.07
	2 x wk	\$281.51	\$199.34	\$7.18	\$82.17	\$2.97	\$291.66
	3 x wk	\$396.90	\$273.65	\$9.85	\$123.25	\$4.45	\$411.20
	4 x wk	\$512.28	\$347.95	\$12.53	\$164.33	\$5.93	\$530.74
	5 x wk	\$627.68	\$422.27	\$15.20	\$205.41	\$7.42	\$650.30

Blythe - Comprehensive

1.5	1 x wk	\$73.34	\$57.93	\$2.09	\$15.41	\$0.56	\$75.99
	2 x wk	\$134.16	\$103.35	\$3.72	\$30.81	\$1.11	\$138.99
	3 x wk	\$194.32	\$148.11	\$5.33	\$46.21	\$1.67	\$201.32
	4 x wk	\$254.49	\$192.87	\$6.94	\$61.62	\$2.22	\$263.65
	5 x wk	\$317.20	\$240.17	\$8.65	\$77.03	\$2.78	\$328.63
2	1 x wk	\$98.63	\$78.09	\$2.81	\$20.54	\$0.74	\$102.18
	2 x wk	\$162.67	\$121.59	\$4.38	\$41.08	\$1.48	\$168.53
	3 x wk	\$228.22	\$166.60	\$6.00	\$61.62	\$2.22	\$236.44
	4 x wk	\$293.74	\$211.57	\$7.62	\$82.17	\$2.97	\$304.33
	5 x wk	\$362.00	\$259.30	\$9.33	\$102.70	\$3.71	\$375.04
3	1 x wk	\$124.21	\$93.40	\$3.36	\$30.81	\$1.11	\$128.68
	2 x wk	\$207.97	\$146.35	\$5.27	\$61.62	\$2.22	\$215.46
	3 x wk	\$291.60	\$199.17	\$7.17	\$92.43	\$3.34	\$302.11
	4 x wk	\$359.32	\$236.07	\$8.50	\$123.25	\$4.45	\$372.27

	5 x wk	\$459.59	\$305.53	\$11.00	\$154.06	\$5.56	\$476.15
4	1 x wk	\$159.85	\$118.77	\$4.28	\$41.08	\$1.48	\$165.61
	2 x wk	\$271.53	\$189.36	\$6.82	\$82.17	\$2.97	\$281.32
	3 x wk	\$383.21	\$259.96	\$9.36	\$123.25	\$4.45	\$397.02
	4 x wk	\$494.89	\$330.56	\$11.90	\$164.33	\$5.93	\$512.72
	5 x wk	\$610.93	\$405.52	\$14.60	\$205.41	\$7.42	\$632.95

Ripley

Commercial bin service - size (yd) / frequency

1.5	1 x wk	\$79.60	\$64.19	\$2.31	\$15.41	\$0.56	\$82.47
	2 x wk	\$138.71	\$107.90	\$3.88	\$30.81	\$1.11	\$143.70
	3 x wk	\$197.42	\$151.21	\$5.44	\$46.21	\$1.67	\$204.53
	4 x wk	\$256.18	\$194.56	\$7.00	\$61.62	\$2.22	\$265.40
	5 x wk	\$314.94	\$237.91	\$8.56	\$77.03	\$2.78	\$326.28
2	1 x wk	\$104.28	\$83.74	\$3.01	\$20.54	\$0.74	\$108.03
	2 x wk	\$166.59	\$125.51	\$4.52	\$41.08	\$1.48	\$172.59
	3 x wk	\$228.95	\$167.33	\$6.02	\$61.62	\$2.22	\$237.19
	4 x wk	\$291.28	\$209.11	\$7.53	\$82.17	\$2.97	\$301.78
	5 x wk	\$353.62	\$250.92	\$9.03	\$102.70	\$3.71	\$366.36
3	1 x wk	\$143.64	\$112.83	\$4.06	\$30.81	\$1.11	\$148.81
	2 x wk	\$240.24	\$178.62	\$6.43	\$61.62	\$2.22	\$248.89
	3 x wk	\$328.35	\$235.92	\$8.49	\$92.43	\$3.34	\$340.18
	4 x wk	\$400.95	\$277.70	\$10.00	\$123.25	\$4.45	\$415.40
	5 x wk	\$472.80	\$318.74	\$11.47	\$154.06	\$5.56	\$489.83
4	1 x wk	\$170.66	\$129.58	\$4.66	\$41.08	\$1.48	\$176.80
	2 x wk	\$265.19	\$183.02	\$6.59	\$82.17	\$2.97	\$274.75
	3 x wk	\$359.69	\$236.44	\$8.51	\$123.25	\$4.45	\$372.65
	4 x wk	\$454.18	\$289.85	\$10.43	\$164.33	\$5.93	\$470.54
	5 x wk	\$548.69	\$343.28	\$12.36	\$205.41	\$7.42	\$568.47
6	1 x wk	\$210.70	\$149.08	\$5.37	\$61.62	\$2.22	\$218.29
	2 x wk	\$321.12	\$197.87	\$7.12	\$123.25	\$4.45	\$332.69
	3 x wk	\$431.53	\$246.66	\$8.88	\$184.87	\$6.67	\$447.08
	4 x wk	\$541.96	\$295.47	\$10.64	\$246.49	\$8.90	\$561.50
	5 x wk	\$652.39	\$344.27	\$12.39	\$308.12	\$11.12	\$675.90

Ripley: Comprehensive

	1 x wk	\$76.72	\$61.31	\$2.21	\$15.41	\$0.56	\$79.49
	2 x wk	\$133.29	\$102.48	\$3.69	\$30.81	\$1.11	\$138.09

1.5	3 x wk	\$189.88	\$143.67	\$5.17	\$46.21	\$1.67	\$196.72
	4 x wk	\$246.45	\$184.83	\$6.65	\$61.62	\$2.22	\$255.32
	5 x wk	\$303.04	\$226.01	\$8.14	\$77.03	\$2.78	\$313.96
	1 x wk	\$100.09	\$79.55	\$2.86	\$20.54	\$0.74	\$103.69
	2 x wk	\$160.33	\$119.25	\$4.29	\$41.08	\$1.48	\$166.10
2	3 x wk	\$220.59	\$158.97	\$5.72	\$61.62	\$2.22	\$228.53
	4 x wk	\$280.83	\$198.66	\$7.15	\$82.17	\$2.97	\$290.95
	5 x wk	\$341.08	\$238.38	\$8.58	\$102.70	\$3.71	\$353.37
	1 x wk	\$137.99	\$107.18	\$3.86	\$30.81	\$1.11	\$142.96
	2 x wk	\$231.30	\$169.68	\$6.11	\$61.62	\$2.22	\$239.63
3	3 x wk	\$316.54	\$224.11	\$8.07	\$92.43	\$3.34	\$327.95
	4 x wk	\$387.06	\$263.81	\$9.50	\$123.25	\$4.45	\$401.01
	5 x wk	\$456.88	\$302.82	\$10.90	\$154.06	\$5.56	\$473.34
	1 x wk	\$164.17	\$123.09	\$4.43	\$41.08	\$1.48	\$170.08
	2 x wk	\$256.05	\$173.88	\$6.26	\$82.17	\$2.97	\$265.28
4	3 x wk	\$347.86	\$224.61	\$8.09	\$123.25	\$4.45	\$360.40
	4 x wk	\$439.69	\$275.36	\$9.91	\$164.33	\$5.93	\$455.53
	5 x wk	\$531.52	\$326.11	\$11.74	\$205.41	\$7.42	\$550.68
	1 x wk	\$203.23	\$141.61	\$5.10	\$61.62	\$2.22	\$210.55
	2 x wk	\$311.25	\$188.00	\$6.77	\$123.25	\$4.45	\$322.47
6	3 x wk	\$419.20	\$234.33	\$8.44	\$184.87	\$6.67	\$434.31
	4 x wk	\$527.21	\$280.72	\$10.11	\$246.49	\$8.90	\$546.22
	5 x wk	\$635.17	\$327.05	\$11.77	\$308.12	\$11.12	\$658.06

**Desert Center: Regular
Commercial bin service - size (yd) / frequency**

1.5	1 x wk	\$76.40	\$60.99	\$2.20	\$15.41	\$0.56	\$79.16
	1 x wk	\$101.84	\$81.30	\$2.93	\$20.54	\$0.74	\$105.51
	1 x wk	\$129.14	\$98.33	\$3.54	\$30.81	\$1.11	\$133.79
	1 x wk	\$166.09	\$125.01	\$4.50	\$41.08	\$1.48	\$172.07

Desert Center: State Agencies

3	1 x wk	\$198.26	\$167.45	\$0.00	\$30.81	\$1.11	\$199.37
4	1 x wk	\$234.60	\$193.52	\$0.00	\$41.08	\$1.48	\$236.08

Desert Center: Comprehensive

3	1 x wk	\$191.36	\$160.55	\$0.00	\$30.81	\$1.11	\$192.47
---	--------	----------	----------	--------	---------	--------	----------

4	1 x wk	\$226.88	\$185.80	\$0.00	\$41.08	\$1.48	\$228.36
---	--------	----------	----------	--------	---------	--------	----------

Commercial Bin	Delivery	\$55.87	\$55.87	\$2.01	\$41.08	\$1.48	\$57.88
Commercial Cart							
Commercial Cart - New Account Set Up							\$17.66
Commercial Cart Service (per month)							\$60.43
Roll Off Service	Delivery						
10 yd		\$120.78	\$120.78	\$4.35			\$125.13
30 yd		\$403.63	\$403.63	\$14.53			\$418.16
40 yd		\$403.63	\$403.63	\$14.53			\$418.16
40 yd green waste		\$403.63	\$403.63	\$14.53			\$671.48
Compactor Haul							
Roll-off False Run		\$481.62	\$481.62	\$17.34			\$498.96
Roll-off Relocation - On site only							\$125.13
Roll-off Demurage - Each day over 14							\$64.90
Roll-off Travel Fee - Cross state line							\$5.18
							\$153.22
Extra Pick-ups							
truck on site	2 yd						\$33.79
truck on site	3 yd	\$52.04	\$44.92	\$1.62	\$7.12	\$0.26	\$53.92
truck on site	4 yd	\$66.82	\$57.34	\$2.06	\$9.48	\$0.34	\$69.22
special trip	3 yd	\$74.96	\$67.84	\$2.44	\$7.12	\$0.26	\$77.66
special trip	4 yd	\$89.73	\$80.25	\$2.89	\$9.48	\$0.34	\$92.96
Clean Up Containers							
Delivery charge		\$22.27	\$19.11	\$0.69	\$3.16	\$0.11	\$23.07
3yd, 2wks, 2 pick ups		\$111.71	\$97.44	\$3.51	\$14.27	\$0.52	\$115.74
4yd, 2wks, 2 pick ups		\$148.94	\$129.92	\$4.68	\$19.02	\$0.69	\$154.31
Temporary Bin Demurage - Each Day over 14							\$2.07
Bin Locking							
Bin Locking devise Install		\$53.51	\$53.51	\$1.93			\$55.44
Bin exchange per customer		\$76.46	\$76.46	\$2.75			\$79.21
Bin exchange required maintenance		\$76.46	\$76.46	\$2.75			\$79.21
Weekly Locking Bin Service Charges							

1 x wk	\$13.25	\$0.48	\$13.73
2 x wk	\$26.48	\$0.95	\$27.43
3 x wk	\$39.74	\$1.43	\$41.17
4 x wk	\$52.96	\$1.91	\$54.87
5 x wk	\$66.20	\$2.38	\$68.58
6 x wk	\$79.46	\$2.86	\$82.32
Commercial Bin Recycling Contamination	\$74.15	\$2.67	\$76.82
Commercial Bin Overage	\$42.36	\$1.52	\$43.88
New Account Set up (Resi, Comm, RO)	\$27.58	\$0.99	\$28.57
Re-delivery for Delinquent Res. Accts	\$52.96	\$1.91	\$54.87
Re-delivery for Delinquent Comm. Accts	\$79.45	\$2.86	\$82.31
Commercial Bulky Item Collection - Each Item			\$11.42
Tax Assessment Fee			\$33.29

**Desert Valley
Disposal
Franchise Area
10**

	Rate Effective 7-1-2017		Rate Effective 7-1-2018	
	Service Fee	Disposal Fee	Service Fee	Disposal Fee
Residential Services				
Single Family Residential				
Regular Cart Service (SFR)	\$ 18.25	\$ 5.37	\$ 18.91	\$ 5.56
Senior/Low Volume	\$ 12.89	\$ 5.37	\$ 13.36	\$ 5.56
				24.47
				18.92
Multi-Family Residential				
Regular Cart Service (MFR)	\$ 18.59	\$ 5.74	\$ 19.26	\$ 5.94
				25.20
Other Residential Services				
Additional Recycle Cart	\$ 5.67	-	\$ 5.87	-
Walk-In Service Fee	\$ 7.24	-	\$ 7.50	-
Reinstatement Fee	\$ 35.00	-	\$ 35.00	-
Replace Lost Cart	\$ 50.00	-	\$ 50.00	-
Special Haul	\$ 22.38	-	\$ 23.19	-
				5.87
				7.50
				35.00
				50.00
				23.19

Service Fee Increase 3.610%
 Disposal Fee Increase 3.462%
 EHTS Disposal Fee \$47.55 per ton

		Rate Effective 7-1-2017			Rate Effective 7-1-2018		
		Service Fee	Disposal Fee	Total	Service Fee	Disposal Fee	Total
Commercial Services							
Commercial Bin Service							
2 CY Waste Service	1xWeek	\$ 73.27	\$ 28.68	\$ 101.95	\$ 75.92	\$ 29.67	\$ 105.59
	2xWeek	\$ 146.54	\$ 57.36	\$ 203.90	\$ 151.84	\$ 59.34	\$ 211.18
	3xWeek	\$ 219.81	\$ 86.04	\$ 305.85	\$ 227.76	\$ 89.01	\$ 316.77
	4xWeek	\$ 293.08	\$ 114.72	\$ 407.80	\$ 303.68	\$ 118.68	\$ 422.36
	5xWeek	\$ 366.35	\$ 143.40	\$ 509.75	\$ 379.60	\$ 148.35	\$ 527.95
	6xWeek	\$ 439.62	\$ 172.08	\$ 611.70	\$ 455.52	\$ 178.02	\$ 633.54
3 CY Waste Service	1xWeek	\$ 89.69	\$ 43.44	\$ 133.13	\$ 92.93	\$ 44.94	\$ 137.87
	2xWeek	\$ 179.38	\$ 86.88	\$ 266.26	\$ 185.86	\$ 89.88	\$ 275.74
	3xWeek	\$ 269.07	\$ 130.32	\$ 399.39	\$ 278.79	\$ 134.82	\$ 413.61
	4xWeek	\$ 358.76	\$ 173.76	\$ 532.52	\$ 371.72	\$ 179.76	\$ 551.48
	5xWeek	\$ 448.45	\$ 217.20	\$ 665.65	\$ 464.65	\$ 224.70	\$ 689.35
	6xWeek	\$ 538.14	\$ 260.64	\$ 798.78	\$ 557.58	\$ 269.64	\$ 827.22
4 CY Waste Service	1xWeek	\$ 110.82	\$ 56.00	\$ 166.82	\$ 114.82	\$ 57.94	\$ 172.76
	2xWeek	\$ 221.64	\$ 112.00	\$ 333.64	\$ 229.64	\$ 115.88	\$ 345.52
	3xWeek	\$ 332.46	\$ 168.00	\$ 500.46	\$ 344.46	\$ 173.82	\$ 518.28
	4xWeek	\$ 443.28	\$ 224.00	\$ 667.28	\$ 459.28	\$ 231.76	\$ 691.04
	5xWeek	\$ 554.10	\$ 280.00	\$ 834.10	\$ 574.10	\$ 289.70	\$ 863.80
	6xWeek	\$ 664.92	\$ 336.00	\$ 1,000.92	\$ 688.92	\$ 347.64	\$ 1,036.56
6 CY Waste Service	1xWeek	\$ 166.71	\$ 83.97	\$ 250.68	\$ 172.73	\$ 86.88	\$ 259.61
	2xWeek	\$ 333.42	\$ 167.94	\$ 501.36	\$ 345.46	\$ 173.76	\$ 519.22
	3xWeek	\$ 500.13	\$ 251.91	\$ 752.04	\$ 518.19	\$ 260.64	\$ 778.83
	4xWeek	\$ 666.84	\$ 335.88	\$ 1,002.72	\$ 690.92	\$ 347.52	\$ 1,038.44
	5xWeek	\$ 833.55	\$ 419.85	\$ 1,253.40	\$ 863.65	\$ 434.40	\$ 1,298.05
	6xWeek	\$ 1,000.26	\$ 503.82	\$ 1,504.08	\$ 1,036.38	\$ 521.28	\$ 1,557.66
Commercial Cart Service							
Regular Cart Service		\$ 18.59	\$ 5.74	\$ 24.33	\$ 19.26	\$ 5.94	\$ 25.20
	Reinstatement Fee	\$ 35.00		\$ 35.00 Services Fee Increase 3.610%	\$ 35.00		\$ 35.00
				Disposal Fee Increase 3.462%			
				EHTS Disposal Fee \$47.55 per ton			

	Rate Effective 7-1-2017		Rate Effective 7-1-2018		
	Service Fee	Disposal Fee	Service Fee	Disposal Fee	
	Total		Total		
Organic Waste					
Food Waste (1)					
32-Gallon Cart	\$ 16.99	\$ 17.97	\$ 17.60	\$ 19.77	\$ 37.37
65 Gallon Cart	\$ 16.99	\$ 36.51	\$ 17.60	\$ 40.16	\$ 57.76
2 CY Bin	\$ 70.42	\$ 226.92	\$ 72.96	\$ 249.61	\$ 322.57
Green Waste (2)					
32-Gallon Cart	\$ 16.99	\$ 0.01	\$ 17.60	\$ 0.01	\$ 17.61
65 Gallon Cart	\$ 16.99	\$ 0.03	\$ 17.60	\$ 0.04	\$ 17.64
2 CY Bin	\$ 70.42	\$ 0.18	\$ 72.96	\$ 0.23	\$ 73.19
Mixed Organic Waste (1)					
32-Gallon Cart	\$ 16.99	\$ 9.31	\$ 17.60	\$ 10.24	\$ 27.84
65 Gallon Cart	\$ 16.99	\$ 18.90	\$ 17.60	\$ 20.79	\$ 38.39
2 CY Bin	\$ 70.42	\$ 117.48	\$ 72.96	\$ 129.23	\$ 202.19
Cannabis Waste Documentation					
Will Call	\$ 25.00	\$ -	\$ 25.90	\$ -	\$ 25.90
Monthly	\$ 108.33	\$ -	\$ 112.24	\$ -	\$ 112.24

(1) Disposal fee increase based on 10% increase at Coachella Valley Compost Facility

(2) Disposal fee increase based on 27.536% green waste increase at EHTS

Service Fee Increase 3.610%
 Disposal Fee Increase 3.462%
 EHTS Disposal Fee \$47.55 per ton

**Waste Management of
the Inland Empire**

**Franchise Areas
1, 3, 4**

Franchise Area 1

Rate Adjustment Schedule for FY 2018-2019

Tip Fee Increase 3.61%

Fuel Surcharge 0.0%

CPI 3.60%

Area 1A

	Current Total	Current Service	Adjustment to Service	Current Landfill	Adjustment to Landfill	Adjusted Total
Residential Services						
<i>Comprehensive Collection</i>						
Regular	\$22.13	\$17.06	\$0.61	\$5.07	\$0.18	\$22.93
Senior	\$19.96	\$14.89	\$0.54	\$5.07	\$0.18	\$20.68
Hard to Service	\$39.03	\$33.96	\$1.22	\$5.07	\$0.18	\$40.44
Extra Container	\$6.94	\$4.16	\$0.15	\$2.78	\$0.10	\$7.19
Green Waste	\$4.23	\$3.26	\$0.12	\$0.97	\$0.04	\$4.38
<i>Residential Bins</i>						
bin size (cu. yd.)						
2	\$86.89	\$66.35	\$2.39	\$20.54	\$0.74	\$90.02
3	\$173.65	\$132.57	\$4.77	\$41.08	\$1.48	\$179.91
1	\$117.46	\$86.65	\$3.12	\$30.81	\$1.11	\$121.69
2	\$234.91	\$173.29	\$6.24	\$61.62	\$2.22	\$243.37

Franchise Area 1

Rate Adjustment Schedule for FY 2018-2019

CPI 3.60%

Area 1A

	Current Total	Current Service	Adjustment to Service	Current Landfill	Adjustment to Landfill	Adjusted Total
Other Residential Services						
Residential Extra Bag						
Back Yard/Side Yard Collection	\$4.19	\$4.19	\$0.15	\$0.00	\$0.00	\$4.34
Extra Recycling Cart	\$18.01	\$18.01	\$0.65	\$0.00	\$0.00	\$18.66 per month
Extra Green Waste Cart	\$2.93	\$2.93	\$0.11	\$0.00	\$0.00	\$3.04 per month
Exchanges (in excess of 1 per year)	\$5.82	\$4.86	\$0.17	\$0.96	\$0.03	\$6.03 per month
Redelivery Fee for Roll Cart	\$18.01	\$18.01	\$0.65	\$0.00	\$0.00	\$18.66
Reinstatement Fee	\$22.50	\$22.50	\$0.81	\$0.00	\$0.00	\$23.31
Scout Service	\$22.50	\$22.50	\$0.81	\$0.00	\$0.00	\$23.31
Rural Rate	\$26.19	\$26.19	\$0.94	\$0.00	1.5 times residential rate	\$27.13
Residential clean-up (\$50.00 minimum per below)						
Labor	\$52.47	\$52.47	\$1.89	\$0.00	\$0.00	\$54.36 per man /per hour
Forklift	\$74.98	\$74.98	\$2.70	\$0.00	\$0.00	\$77.68 per hour
Chainsaw	\$37.49	\$37.49	\$1.35	\$0.00	\$0.00	\$38.84 per hour
Residential Waste						
Bulky Item Collection	\$22.50	\$22.50	\$0.81	\$0.00	\$0.00	\$23.31
CFC Removal Fee	\$29.99	\$29.99	\$1.08	\$0.00	\$0.00	\$31.07
Electronic Waste						
Residential Account Set-Up	\$34.14	\$34.14	\$1.23	\$0.00	\$0.00	\$35.37
Residential Account Set-Up	\$15.54	\$15.54	\$0.56	\$0.00	\$0.00	\$16.10

Franchise Area 1

Rate Adjustment Schedule for FY 2018-2019

CPI 3.60%

Area 1A

(Both Comprehensive and Non-comprehensive)

bin size (cu. yd.)	frequency	Current Total	Current Service	Adjustment to Service	Current Landfill	Adjustment to Landfill	Adjusted Total
2	1	\$93.44	\$74.41	\$2.68	\$ 19.03	\$ 0.69	\$96.81
	2	\$186.85	\$148.79	\$5.36	\$ 38.06	\$ 1.37	\$193.58
	3	\$280.26	\$223.17	\$8.03	\$ 57.09	\$ 2.06	\$290.36
	4	\$373.72	\$297.61	\$10.71	\$ 76.11	\$ 2.75	\$387.18
	5	\$467.15	\$372.01	\$13.39	\$ 95.14	\$ 3.43	\$483.98
	6	\$560.57	\$446.40	\$16.07	\$ 114.17	\$ 4.12	\$580.76
3	1	\$129.04	\$100.50	\$3.62	\$ 28.54	\$ 1.03	\$133.69
	2	\$250.30	\$193.21	\$6.96	\$ 57.09	\$ 2.06	\$259.32
	3	\$375.42	\$289.80	\$10.43	\$ 85.62	\$ 3.09	\$388.94
	4	\$500.56	\$386.39	\$13.91	\$ 114.17	\$ 4.12	\$518.59
	5	\$625.70	\$482.99	\$17.39	\$ 142.71	\$ 5.15	\$648.24
	6	\$750.85	\$579.59	\$20.87	\$ 171.26	\$ 6.18	\$777.90
4	1	\$176.34	\$138.28	\$4.98	\$ 38.06	\$ 1.37	\$182.69
	2	\$352.69	\$276.58	\$9.96	\$ 76.11	\$ 2.75	\$365.39
	3	\$529.02	\$414.85	\$14.93	\$ 114.17	\$ 4.12	\$548.08
	4	\$705.35	\$553.12	\$19.91	\$ 152.23	\$ 5.50	\$730.76
	5	\$881.70	\$691.42	\$24.89	\$ 190.28	\$ 6.87	\$913.46
	6	\$1,058.05	\$829.71	\$29.87	\$ 228.34	\$ 8.24	\$1,096.16
6	1	\$244.76	\$197.19	\$7.10	\$ 47.57	\$ 1.72	\$253.58
	2	\$489.55	\$394.41	\$14.20	\$ 95.14	\$ 3.43	\$507.18
	3	\$734.31	\$591.60	\$21.30	\$ 142.71	\$ 5.15	\$760.76
	4	\$979.07	\$788.79	\$28.40	\$ 190.28	\$ 6.87	\$1,014.34
	5	\$1,223.84	\$985.99	\$35.50	\$ 237.85	\$ 8.59	\$1,267.92
	6	\$1,468.60	\$1,183.17	\$42.59	\$ 285.43	\$ 10.30	\$1,521.50

C o m m e r c i a l B i n s

Area 1A

CPI 3.60%

	Current Total	Current Service	Adjustment to Service	Current Landfill	Adjustment to Landfill	Adjusted Total
Other Services						
Manure Bin rate						
bin size (cu. yd.) frequency						
2 1	\$142.40	\$122.74	\$4.42	\$19.66	\$0.71	\$147.53
3 1	\$184.97	\$155.49	\$5.60	\$29.48	\$1.06	\$191.63
Roll-offs.						
10 to 40 cubic yard	\$280.81	\$280.81	\$10.11	At Cost		\$290.92 per pull plus disposal
Roll off compactor:	\$354.32	\$354.32	\$12.76			\$367.08 per pull plus disposal
Minimum Pull Charge	\$256.33	\$256.33	\$9.23	\$0.00	\$0.00	\$265.56
Commercial Bin Push Charges						
Dismount Distance (in feet)						
0 to 25'	No Charge					No Charge Per collection per week
26 to 50	\$10.97	\$10.97	\$0.39	\$0.00	\$0.00	\$11.36
51 to 75	\$14.11	\$14.11	\$0.51	\$0.00	\$0.00	\$14.62
76 to 100	\$15.69	\$15.69	\$0.56	\$0.00	\$0.00	\$16.25
Additional Roll off fees						
Delivery	\$91.28	\$91.28	\$3.29	\$0.00	\$0.00	\$94.57
Extra Trip	\$91.28	\$91.28	\$3.29	\$0.00	\$0.00	\$94.57
Relocation	\$91.28	\$91.28	\$3.29	\$0.00	\$0.00	\$94.57
Commercial and Industrial Bulky Item						
first item	\$38.67	\$38.67	\$1.39	\$0.00	\$0.00	\$40.06
second and third item	\$23.19	\$23.19	\$0.83	\$0.00	\$0.00	\$24.02

CPI 3.60%

Area 1A

	Current Total	Current Service	Adjustment to Service	Current Landfill	Adjustment to Landfill	Adjusted Total
Unscheduled Extra Bin Dumps						
While on Site	\$53.07	\$45.70	\$1.65	\$7.37	\$0.27	\$54.98
Separate Trip	\$76.55	\$69.18	\$2.49	\$7.37	\$0.27	\$79.31
Unscheduled Compactor Dumps	\$91.29	\$69.17	\$2.49	\$22.12	\$0.80	\$94.58
Commercial Can	\$45.92	\$44.10	\$1.59	\$1.82	\$0.07	\$47.57 per month
Temporary bin service						
Up to Three (3) days:	\$114.32	\$106.95	\$3.85	\$7.37	\$0.27	\$118.44 Total 1 empty
Up to Thirty (30) days:	\$302.60	\$273.11	\$9.83	\$29.49	\$1.06	\$313.50 Total 4 empties
Additional Scout Service	\$77.37	\$77.37	\$2.79	\$0.00	\$0.00	\$80.16
Bin Exchange	\$48.56	\$48.56	\$1.75	\$0.00	\$0.00	\$50.31
Lost or Stolen Bin	\$773.56	\$773.56	\$27.85	\$0.00	\$0.00	\$801.41
Lost or Stolen Cart	\$123.80	\$123.80	\$4.46	\$0.00	\$0.00	\$128.26
Burned Bin	\$433.19	\$433.19	\$15.59	\$0.00	\$0.00	\$448.78
Bin or Cart Repair actual cost						actual cost
Locking Lids	\$18.57	\$18.57	\$0.67	\$0.00	\$0.00	\$19.24 per month
Replacement Lock	\$38.67	\$38.67	\$1.39	\$0.00	\$0.00	\$40.06
Replacement Key	\$7.73	\$7.73	\$0.28	\$0.00	\$0.00	\$8.01
Haul or Call Fee	\$27.95	\$27.95	\$1.01	\$0.00	\$0.00	\$28.96
Tire Haul Charge	\$391.09	\$391.09	\$14.08	\$0.00	\$0.00	\$405.17
Wine Country Recycle Cart for Bin users						
Restart fee						
(Administrative Only, Bin on Site)	\$23.19	\$23.19	\$0.83	\$0.00	\$0.00	\$24.02
(Administrative Plus Bin Delivery)	\$116.03	\$116.03	\$4.18	\$0.00	\$0.00	\$120.21
Over Loaded Bin	\$52.39	\$52.39	\$1.89	\$0.00	\$0.00	\$54.28 per bin
Commerical Account Set-Up	\$32.42	\$32.42	\$1.17	\$0.00	\$0.00	\$33.59
Tax Roll Administrative Charge	\$32.39	\$32.39	\$1.17	\$0.00	\$0.00	\$33.56
Recycle Contamination Charge	\$76.54	\$76.54	\$2.76	\$0.00	\$0.00	\$79.30
Mixed C & D Charge	\$323.79	\$323.79	\$11.66	\$0.00	\$0.00	\$335.45 plus disposal
Commercial Bin Delivery/Removal	\$26.19	\$26.19	\$0.94	\$0.00	\$0.00	\$27.13
Commerical Recycle Bin Extra Pick Up	\$31.43	\$31.43	\$1.13	\$0.00	\$0.00	\$32.56

Franchise Area 1

Rate Adjustment Schedule for FY 2018-2019

CPI 3.60%

Area 1A

Commercial Recycling Service
(Both Comprehensive and Non-comprehensive)

bin size (cu. yd.)	frequency	Current Total	Current Service	Adjustment to Service	Current Landfill	Adjustment to Landfill	Adjusted Total
3	1						\$87.01
3	2						\$174.02
3	3						\$261.03
4	1						\$106.52
4	2						\$213.03
4	3						\$319.55
6	1						\$112.53
6	2						\$225.06
6	3						\$337.59

Commercial

bin size (cu. yd.)

2	
3	
4	
6	

Commercial Organics Service
(Both Comprehensive and Non-comprehensive)

bin size (cu. yd.)	frequency	Current Total	Current Service	Adjustment to Service	Current Processing	Adjustment to Processing	Adjusted Total
64 Gallon	1	\$36.97	\$18.36	\$0.66	\$ 9.37	\$ -	\$28.39
	2	\$73.94	\$36.72	\$1.32	\$ 18.73	\$ -	\$56.77
	3	\$110.91	\$55.08	\$1.98	\$ 28.10	\$ -	\$85.16
	4	\$147.88	\$73.44	\$2.64	\$ 37.46	\$ -	\$113.54
	5	\$184.84	\$91.80	\$3.30	\$ 46.82	\$ -	\$141.92
2 Yard	1	\$205.49	\$88.05	\$3.17	\$ 59.10	\$ -	\$150.32
	2	\$411.01	\$176.10	\$6.34	\$ 118.21	\$ -	\$300.65
	3	\$616.54	\$264.19	\$9.51	\$ 177.31	\$ -	\$451.01
	4	\$822.05	\$352.24	\$12.68	\$ 236.42	\$ -	\$601.34
	5	\$1,027.54	\$440.28	\$15.85	\$ 295.52	\$ -	\$751.65

Franchise Area 1

Rate Adjustment Schedule for FY 2018-2019

CPI 3.60%

Area 1A

Current Total	Current Service	Adjustment to Service	Current Landfill	Adjustment to Landfill	Adjusted Total
---------------	-----------------	-----------------------	------------------	------------------------	----------------

Commercial

bin size (cu. yd.)

64 Gallon	2 Yard

Franchise Area 1

Rate Adjustment Schedule for FY 2018-2019

Tip Fee Increase	3.61%
Fuel Surcharge	0.0%
CPI	3.60%

Area 1B

	Current Total	Current Service	Adjustment to Service	Current Landfill	Adjustment to Landfill	Adjusted Total
Residential Services						
Comprehensive Collection						
Regular	\$23.10	\$18.03	\$0.65	\$5.07	\$0.18	\$23.93
Senior	\$21.01	\$15.94	\$0.57	\$5.07	\$0.18	\$21.77
Hard to Service	\$39.32	\$34.25	\$1.23	\$5.07	\$0.18	\$40.74
Extra Container	\$6.72	\$4.15	\$0.15	\$2.57	\$0.09	\$6.96
Green Waste	\$2.49	\$1.62	\$0.06	\$0.87	\$0.03	\$2.58

Not applicable - at commercial bin rates

Residential Bins	bin size (cu. yd.)	frequency
	2	1
		2
	3	1
		2

Franchise Area 1

Rate Adjustment Schedule for FY 2018-2019

CPI 3.60%

Area 1B

	Current Total	Current Service	Adjustment to Service	Current Landfill	Adjustment to Landfill	Adjusted Total
Other Residential Services						
Residential Extra Bag						
Back Yard/Side Yard Collection	\$4.19	\$4.19	\$0.15	\$0.00	\$0.00	\$4.34
Extra Recycling Cart	\$18.01	\$18.01	\$0.65	\$0.00	\$0.00	\$18.66 per month
Extra Green Waste Cart	\$2.93	\$2.93	\$0.11	\$0.00	\$0.00	\$3.04 per month
Exchanges (in excess of 1 per year)	\$5.84	\$5.84	\$0.21	\$0.00	\$0.00	\$6.05 per month
Redelivery Fee for Roll Cart	\$18.01	\$18.01	\$0.65	\$0.00	\$0.00	\$18.66
Reinstatement Fee	\$22.50	\$22.50	\$0.81	\$0.00	\$0.00	\$23.31
Scout Service	\$22.50	\$22.50	\$0.81	\$0.00	\$0.00	\$23.31
Rural Rate	\$26.19	\$26.19	\$0.94	\$0.00	\$0.00	\$27.13
Residential clean-up						
(\$50.00 minimum per below)						
Labor	\$52.47	\$52.47	\$1.89	\$0.00	\$0.00	\$54.36 per man /per hour
Forklift	\$74.98	\$74.98	\$2.70	\$0.00	\$0.00	\$77.68 per hour
Chainsaw	\$37.49	\$37.49	\$1.35	\$0.00	\$0.00	\$38.84 per hour
Bulky Item Collection	\$22.50	\$22.50	\$0.81	\$0.00	\$0.00	\$23.31
CFC Removal Fee	\$29.99	\$29.99	\$1.08	\$0.00	\$0.00	\$31.07
Electronic Waste	\$34.14	\$34.14	\$1.23	\$0.00	\$0.00	\$35.37
Residential Account Set-Up	\$15.54	\$15.54	\$0.56	\$0.00	\$0.00	\$16.10

1.5 times residential rate

Franchise Area 1

Rate Adjustment Schedule for FY 2018-2019

CPI 3.60%

Area 1B

(Both Comprehensive and Non-comprehensive)

bin size (cu. yd.)	frequency	Current Total	Current Service	Adjustment to Service	Current Landfill	Adjustment to Landfill	Adjusted Total
2	1	\$108.81	\$89.78	\$3.23	\$19.03	\$0.69	\$112.73
	2	\$217.65	\$179.59	\$6.47	\$38.06	\$1.37	\$225.49
	3	\$326.42	\$269.33	\$9.70	\$57.09	\$2.06	\$338.18
	4	\$435.24	\$359.13	\$12.93	\$76.11	\$2.75	\$450.92
	5	\$544.06	\$448.92	\$16.16	\$95.14	\$3.43	\$563.66
	6	\$652.88	\$538.71	\$19.39	\$114.17	\$4.12	\$676.40
3	1	\$135.41	\$106.87	\$3.85	\$28.54	\$1.03	\$140.29
	2	\$270.83	\$213.74	\$7.69	\$57.09	\$2.06	\$280.59
	3	\$406.24	\$320.62	\$11.54	\$85.62	\$3.09	\$420.87
	4	\$541.66	\$427.49	\$15.39	\$114.17	\$4.12	\$561.17
	5	\$677.07	\$534.36	\$19.24	\$142.71	\$5.15	\$701.46
	6	\$812.50	\$641.24	\$23.08	\$171.26	\$6.18	\$841.77
4	1	\$179.39	\$141.33	\$5.09	\$38.06	\$1.37	\$185.85
	2	\$347.85	\$271.74	\$9.78	\$76.11	\$2.75	\$360.38
	3	\$521.79	\$407.62	\$14.67	\$114.17	\$4.12	\$540.59
	4	\$695.73	\$543.50	\$19.57	\$152.23	\$5.50	\$720.79
	5	\$869.64	\$679.36	\$24.46	\$190.28	\$6.87	\$900.97
	6	\$1,043.57	\$815.23	\$29.35	\$228.34	\$8.24	\$1,081.16
6	1	\$248.89	\$201.32	\$7.25	\$47.57	\$1.72	\$257.85
	2	\$468.84	\$373.70	\$13.45	\$95.14	\$3.43	\$485.73
	3	\$703.24	\$560.53	\$20.18	\$142.71	\$5.15	\$728.57
	4	\$937.65	\$747.37	\$26.91	\$190.28	\$6.87	\$971.42
	5	\$1,172.05	\$934.20	\$33.63	\$237.85	\$8.59	\$1,214.27
	6	\$1,406.49	\$1,121.06	\$40.36	\$285.43	\$10.30	\$1,457.15

C o m m e r c i a l B i n s

Area 1B

CPI 3.60%

	Current Total	Current Service	Adjustment to Service	Current Landfill	Adjustment to Landfill	Adjusted Total
Other Services						
Manure Bin rate						
bin size (cu. yd.) frequency						
2 1	\$142.40	\$122.74	\$4.42	\$19.66	\$0.71	\$147.53
3 1	\$184.97	\$155.49	\$5.60	\$29.48	\$1.06	\$191.63
Roll-offs.						
10 to 40 cubic yard	\$247.86	\$247.86	\$8.92	At Cost		\$256.78 per pull plus disposal
Roll off compactor:	\$354.30	\$354.30	\$12.75			\$367.06 per pull plus disposal
Minimum Pull Charge	\$226.25	\$226.25	\$8.15	\$0.00	\$0.00	\$234.40
Commercial Bin Push Charges						
Dismount Distance (in feet)						
0 to 25'	No Charge					No Charge Per collection per week
26 to 50	\$10.97	\$10.97	\$0.39	\$0.00	\$0.00	\$11.36
51 to 75	\$14.11	\$14.11	\$0.51	\$0.00	\$0.00	\$14.62
76 to 100	\$15.69	\$15.69	\$0.56	\$0.00	\$0.00	\$16.25
Additional Roll off fees						
Delivery	\$91.28	\$91.28	\$3.29	\$0.00	\$0.00	\$94.57
Extra Trip	\$91.28	\$91.28	\$3.29	\$0.00	\$0.00	\$94.57
Relocation	\$91.28	\$91.28	\$3.29	\$0.00	\$0.00	\$94.57
Commercial and Industrial Bulky Item						
first item	\$38.67	\$38.67	\$1.39	\$0.00	\$0.00	\$40.06
second and third item	\$23.19	\$23.19	\$0.83	\$0.00	\$0.00	\$24.02

CPI 3.60%

Area 1B

	Current Total	Current Service	Adjustment to Service	Current Landfill	Adjustment to Landfill	Adjusted Total
Unscheduled Extra Bin Dumps						
While on Site	\$53.07	\$45.70	\$1.65	\$7.37	\$0.27	\$54.98
Separate Trip	\$76.55	\$69.18	\$2.49	\$7.37	\$0.27	\$79.31
Unscheduled Compactor Dumps	\$89.10	\$66.98	\$2.41	\$22.12	\$0.80	\$92.31
Commercial Can	\$45.92	\$44.10	\$1.59	\$1.82	\$0.07	\$47.57
Temporary bin service						per month
Up to Three (3) days:	\$114.32	\$106.95	\$3.85	\$7.37	\$0.27	\$118.44
Up to Thirty (30) days:	\$302.60	\$273.11	\$9.83	\$29.49	\$1.06	\$313.50
Additional Scout Service	\$77.37	\$77.37	\$2.79	\$0.00	\$0.00	\$80.16
Bin Exchange	\$48.56	\$48.56	\$1.75	\$0.00	\$0.00	\$50.31
Lost or Stolen Bin	\$773.56	\$773.56	\$27.85	\$0.00	\$0.00	\$801.41
Lost or Stolen Cart	\$123.80	\$123.80	\$4.46	\$0.00	\$0.00	\$128.26
Burned Bin	\$433.19	\$433.19	\$15.59	\$0.00	\$0.00	\$448.78
Bin or Cart Repair actual cost						actual cost
Locking Lids	\$18.57	\$18.57	\$0.67	\$0.00	\$0.00	\$19.24
Replacement Lock	\$38.67	\$38.67	\$1.39	\$0.00	\$0.00	\$40.06
Replacement Key	\$7.73	\$7.73	\$0.28	\$0.00	\$0.00	\$8.01
Haul or Call Fee	\$27.95	\$27.95	\$1.01	\$0.00	\$0.00	\$28.96
Tire Haul Charge	\$391.09	\$391.09	\$14.08	\$0.00	\$0.00	\$405.17
Wine Country Recycle Cart for Bin users						
Restart fee	\$23.19	\$23.19	\$0.83	\$0.00	\$0.00	\$24.02
(Administrative Only, Bin on Site)	\$116.03	\$116.03	\$4.18	\$0.00	\$0.00	\$120.21
(Administrative Plus Bin Delivery)						
Over Loaded Bin	\$52.39	\$52.39	\$1.89	\$0.00	\$0.00	\$54.28
Tax Roll Administrative Charge	\$32.42	\$32.42	\$1.17	\$0.00	\$0.00	\$33.59
Recycle Contamination Charge	\$32.39	\$32.39	\$1.17	\$0.00	\$0.00	\$33.56
Mixed C & D Charge	\$76.54	\$76.54	\$2.76	\$0.00	\$0.00	\$79.30
Commercial Bin Delivery/Removal	\$323.79	\$323.79	\$11.66	\$0.00	\$0.00	\$335.45
Commercial Recycle Bin Extra Pick Up	\$26.19	\$26.19	\$0.94	\$0.00	\$0.00	\$27.13
Commercial Recycle Bin Extra Pick Up	\$31.43	\$31.43	\$1.13	\$0.00	\$0.00	\$32.56

Franchise Area 1

Rate Adjustment Schedule for FY 2018-2019

Tip Fee Increase	3.61%
Fuel Surcharge	0.0%
CPI	3.60%

Area 1C

	Current Total	Current Service	Adjustment to Service	Current Landfill	Adjustment to Landfill	Adjusted Total
Residential Services						
<i>Comprehensive Collection</i>						
Regular	\$23.10	\$18.03	\$0.65	\$5.07	\$0.18	\$23.93
Senior	\$21.01	\$15.94	\$0.57	\$5.07	\$0.18	\$21.77
Hard to Service	\$39.32	\$34.25	\$1.23	\$5.07	\$0.18	\$40.74
Extra Container	\$6.94	\$4.16	\$0.15	\$2.78	\$0.10	\$7.19
Green Waste	\$2.89	\$1.92	\$0.07	\$0.97	\$0.04	\$2.99

Not applicable - at commercial bin rates

Residential Bins	bin size (cu. yd.)	frequency
2	1	1
2	2	2
3	1	1
2	2	2

CPI 3.60%

Area 1C

	Current Total	Current Service	Adjustment to Service	Current Landfill	Adjustment to Landfill	Adjusted Total
Other Residential Services						
Residential Extra Bag	\$4.19	\$4.19	\$0.15	\$ -	\$ -	\$4.34
Back Yard/Side Yard Collection	\$18.01	\$18.01	\$0.65	\$0.00	\$0.00	\$18.66 per month
Extra Recycling Cart	\$2.93	\$2.93	\$0.11	\$0.00	\$0.00	\$3.04 per month
Extra Green Waste Cart	\$5.84	\$5.84	\$0.21	\$0.00	\$0.00	\$6.05 per month
Exchanges (in excess of 1 per year)	\$18.01	\$18.01	\$0.65	\$0.00	\$0.00	\$18.66
Redelivery Fee for Roll Cart	\$22.50	\$22.50	\$0.81	\$0.00	\$0.00	\$23.31
Reinstatement Fee	\$22.50	\$22.50	\$0.81	\$0.00	\$0.00	\$23.31
Scout Service						1.5 times residential rate
Rural Rate	\$26.19	\$26.19	\$0.94	\$0.00	0.0%	\$27.13
Residential clean-up	\$0.00	\$0.00	\$0.00	\$0.00	\$0.00	
(\$50.00 minimum per below)	\$0.00	\$0.00	\$0.00	\$0.00	\$0.00	
Labor	\$52.47	\$52.47	\$1.89	\$0.00	\$0.00	\$54.36 per man /per hour
Forklift	\$74.98	\$74.98	\$2.70	\$0.00	\$0.00	\$77.68 per hour
Chainsaw	\$37.49	\$37.49	\$1.35	\$0.00	\$0.00	\$38.84 per hour
Bulky Item Collection	\$0.00	\$0.00	\$0.00	\$0.00	\$0.00	
CFC Removal Fee	\$22.50	\$22.50	\$0.81	\$0.00	\$0.00	\$23.31
Electronic Waste	\$29.99	\$29.99	\$1.08	\$0.00	\$0.00	\$31.07
Residential Account Set-Up	\$34.14	\$34.14	\$1.23	0	0	\$35.37
	\$15.54	\$15.54	\$0.56	0	0	\$16.10

Franchise Area 1

Rate Adjustment Schedule for FY 2018-2019

Area 1C

CPI 3.60%

(Both Comprehensive and Non-comprehensive)		Current Total	Current Service	Adjustment to Service	Current Landfill	Adjustment to Landfill	Adjusted Total
bin size (cu. yd.)	frequency	\$0.00	\$0.00	0	0	0	0
2	1	\$97.51	\$78.48	\$2.83	\$19.03	\$0.69	\$101.02
	2	\$195.00	\$156.94	\$5.65	\$38.06	\$1.37	\$202.02
	3	\$292.51	\$235.42	\$8.48	\$57.09	\$2.06	\$303.05
	4	\$390.04	\$313.93	\$11.30	\$76.11	\$2.75	\$404.09
	5	\$487.54	\$392.40	\$14.13	\$95.14	\$3.43	\$505.10
	6	\$585.04	\$470.87	\$16.95	\$114.17	\$4.12	\$606.11
3	1	\$134.55	\$106.01	\$3.82	\$28.54	\$1.03	\$139.40
	2	\$269.08	\$211.99	\$7.63	\$57.09	\$2.06	\$278.77
	3	\$403.64	\$318.02	\$11.45	\$85.62	\$3.09	\$418.18
	4	\$538.18	\$424.01	\$15.26	\$114.17	\$4.12	\$557.57
	5	\$672.73	\$530.02	\$19.08	\$142.71	\$5.15	\$696.96
	6	\$807.27	\$636.01	\$22.90	\$171.26	\$6.18	\$836.35
4	1	\$179.39	\$141.33	\$5.09	\$38.06	\$1.37	\$185.85
	2	\$358.80	\$282.69	\$10.18	\$76.11	\$2.75	\$371.72
	3	\$538.18	\$424.01	\$15.26	\$114.17	\$4.12	\$557.57
	4	\$717.58	\$565.35	\$20.35	\$152.23	\$5.50	\$743.43
	5	\$896.95	\$706.67	\$25.44	\$190.28	\$6.87	\$929.26
	6	\$1,076.35	\$848.01	\$30.53	\$228.34	\$8.24	\$1,115.12
6	1	\$248.89	\$201.32	\$7.25	\$47.57	\$1.72	\$257.85
	2	\$497.78	\$402.64	\$14.49	\$95.14	\$3.43	\$515.71
	3	\$746.66	\$603.95	\$21.74	\$142.71	\$5.15	\$773.55
	4	\$995.54	\$805.26	\$28.99	\$190.28	\$6.87	\$1,031.40
	5	\$1,244.41	\$1,006.56	\$36.24	\$237.85	\$8.59	\$1,289.23
	6	\$1,493.28	\$1,207.85	\$43.48	\$285.43	\$10.30	\$1,547.07

C o m m e r c i a l B i n s

Area 1C

CPI 3.60%

	Current Total	Current Service	Adjustment to Service	Current Landfill	Adjustment to Landfill	Adjusted Total
Other Services	\$0.00	\$0.00	0	\$0.00	0	
Manure Bin rate	\$0.00	\$0.00	0	\$0.00	0	
bin size (cu. yd.) frequency	\$0.00	\$0.00	0	\$0.00	0	
2	\$142.40	\$122.77	\$4.42	\$19.63	\$ 0.71	\$147.53
3	\$184.97	\$155.52	\$5.60	\$29.45	\$ 1.06	\$191.63
Roll-offs.						
10 to 40 cubic yard	\$247.85	\$247.85	\$8.92	At Cost		\$256.77 per pull plus disposal
Roll off compactor:	\$354.32	\$354.32	\$12.76			\$367.08 per pull plus disposal
Minimum Pull Charge	\$226.25	\$226.25	\$8.15	\$ -	\$ -	\$234.40
Commercial Bin Push Charges						
Dismount Distance (in feet)						
0 to 25'	No Charge					No Charge
26 to 50	\$10.97	\$10.97	\$0.39	\$0.00	\$0.00	\$11.36
51 to 75	\$14.11	\$14.11	\$0.51	\$0.00	\$0.00	\$14.62
76 to 100	\$15.69	\$15.69	\$0.56	\$0.00	\$0.00	\$16.25
Additional Roll off fees	\$0.00	\$0.00	0	0	0	
Delivery	\$0.00	\$0.00	0	0	0	
Extra Trip	\$91.28	\$91.28	\$3.29	0	0	\$94.57
Relocation	\$91.28	\$91.28	\$3.29	0	0	\$94.57
Commercial and Industrial Bulky Item	\$0.00	\$0.00	0	0	0	
first item	\$38.67	\$38.67	\$1.39	0	0	\$40.06
second and third item	\$23.19	\$23.19	\$0.83	0	0	\$24.02
	\$0.00	\$0.00	0	0	0	

CPI 3.60%

Area 1C

	Current Total	Current Service	Adjustment to Service	Current Landfill	Adjustment to Landfill	Adjusted Total
Unscheduled Extra Bin Dumps	\$0.00	\$0.00	0	0	0	
While on Site	\$53.07	\$45.70	\$1.65	7.37	\$ 0.27	\$54.98
Separate Trip	\$76.55	\$69.18	\$2.49	7.37	\$ 0.27	\$79.31
Unscheduled Compactor Dumps	\$91.29	\$69.17	\$2.49	22.12	\$ 0.80	\$94.58
Commercial Can	\$45.92	\$44.10	\$1.59	1.82	\$ 0.07	\$47.57 per month
Temporary bin service	\$0.00	\$0.00	\$0.00	-	\$ -	
Up to Three (3) days:	\$114.32	\$106.95	\$3.85	7.37	\$ 0.27	\$118.44 Total 1 empty
Up to Thirty (30) days:	\$302.60	\$273.11	\$9.83	29.49	\$ 1.06	\$313.50 Total 4 empties
Additional Scout Service	\$77.37	\$77.37	\$2.79	-	\$ -	\$80.16
Bin Exchange	\$48.56	\$48.56	\$1.75	-	\$ -	\$50.31
Lost or Stolen Bin	\$773.56	\$773.56	\$27.85	-	\$ -	\$801.41
Lost or Stolen Cart	\$123.80	\$123.80	\$4.46	-	\$ -	\$128.26
Burned Bin	\$433.19	\$433.19	\$15.59	-	\$ -	\$448.78
Bin or Cart Repair actual cost						actual cost
Locking Lids	\$18.57	\$18.57	\$0.67	-	\$ -	\$19.24 per month
Replacement Lock	\$38.67	\$38.67	\$1.39	-	\$ -	\$40.06
Replacement Key	\$7.73	\$7.73	\$0.28	-	\$ -	\$8.01
Haul or Call Fee	\$27.95	\$27.95	\$1.01	-	\$ -	\$28.96
Tire Haul Charge	\$391.09	\$391.09	\$14.08	-	\$ -	\$405.17
Wine Country Recycle Cart for Bin users	\$10.06	\$10.06	\$0.36	-	\$ -	\$10.42 per month
Restart fee	\$0.00	\$0.00	\$0.00	-	\$ -	
(Administrative Only, Bin on Site)	\$23.19	\$23.19	\$0.83	-	\$ -	\$24.02
(Administrative Plus Bin Delivery)	\$116.03	\$116.03	\$4.18	-	\$ -	\$120.21
Over Loaded Bin	\$52.39	\$52.39	\$1.89	-	\$ -	\$54.28 per bin
Commerical Account Set-Up	\$32.42	\$32.42	\$1.17	\$0.00	\$0.00	\$33.59
Tax Roll Administrative Charge	\$32.39	\$32.39	\$1.17	0	0	\$33.56
Recycle Contamination Charge	\$76.54	\$76.54	\$2.76	0	0	\$79.30
Mixed C & D Charge	\$323.79	\$323.79	\$11.66	0	0	\$335.45 plus disposal
Commercial Bin Delivery/Removal	\$26.19	\$26.19	\$0.94	-	\$ -	\$27.13
Commerical Recycle Bin Extra Pick Up	\$31.43	\$31.43	\$1.13	-	\$ -	\$32.56

CPI 3.60%

Area 1C

Current Total	Current Service	Adjustment to Service	Current Landfill	Adjustment to Landfill	Adjusted Total
---------------	-----------------	-----------------------	------------------	------------------------	----------------

Commercial Organics	Current Total	Current Service	Adjustment to Service	Processing	Adjustment to Processing	Adjusted Total
---------------------	---------------	-----------------	-----------------------	------------	--------------------------	----------------

bin size (cu. yd.) frequency

96 Gallon	1	\$36.97	\$18.36	\$0.66	\$ 9.37	\$ -	\$28.39
	2	\$73.94	\$36.72	\$1.32	\$ 18.73	\$ -	\$56.77
	3	\$110.91	\$55.08	\$1.98	\$ 28.10	\$ -	\$85.16
	4	\$147.88	\$73.44	\$2.64	\$ 37.46	\$ -	\$113.54
	5	\$184.84	\$91.80	\$3.30	\$ 46.82	\$ -	\$141.92
2 Yard	1	\$205.49	\$88.05	\$3.17	\$ 59.10	\$ -	\$150.32
	2	\$411.01	\$176.10	\$6.34	\$ 118.21	\$ -	\$300.65
	3	\$616.54	\$264.19	\$9.51	\$ 177.31	\$ -	\$451.01
	4	\$822.05	\$352.24	\$12.68	\$ 236.42	\$ -	\$601.34
	5	\$1,027.54	\$440.28	\$15.85	\$ 295.52	\$ -	\$751.65

Franchise Area 3

Rate Adjustment Schedule for FY 2018-2019

Tip Fee Increase 3.61%
 Fuel Surcharge 0.0%

CPI 3.6%

Area 3

Residential Services

Comprehensive Collection

	Current Total	Current Service	Adjustment to Service	Current Landfill	Adjustment to Landfill	Adjusted Total
Regular	\$20.61	\$15.54	\$0.56	\$5.07	\$0.18	\$21.35
Senior	\$19.62	\$14.55	\$0.52	\$5.07	\$0.18	\$20.33
Hard to Service	\$32.96	\$27.89	\$1.00	\$5.07	\$0.18	\$34.15
Extra Container	\$7.22	\$4.37	\$0.16	\$2.85	\$0.10	\$7.48
Green Waste	\$4.25	\$3.28	\$0.12	\$0.97	\$0.04	\$4.40
Other Residential Services	\$0.00	\$0.00	\$0.00	\$0.00	\$0.00	\$0.00
Residential Extra Bag	\$4.19	\$4.19	\$0.15	\$0.00	\$0.00	\$4.34
Back Yard/Side Yard Collection	\$17.99	\$17.99	\$0.65	\$0.00	\$0.00	\$18.64 per month
Extra Recycling Cart	\$2.93	\$2.93	\$0.11	\$0.00	\$0.00	\$3.04 per month
Extra Green Waste Cart	\$6.06	\$6.06	\$0.22	\$0.00	\$0.00	\$6.28 per month
Exchanges (in excess of 1 per year)	\$17.99	\$17.99	\$0.65	\$0.00	\$0.00	\$18.64
Redelivery Fee for Roll Cart	\$22.49	\$22.49	\$0.81	\$0.00	\$0.00	\$23.30
Reinstatement Fee	\$22.49	\$22.49	\$0.81	\$0.00	\$0.00	\$23.30
Scout Service					1.5 times residential rate	
Bulky Item Collection	\$22.49	\$22.49	\$0.81	\$0.00	\$0.00	\$23.30
GFC Removal Fee	\$29.99	\$29.99	\$1.08	\$0.00	\$0.00	\$31.07
Rural Rate	\$26.49	\$26.49	\$0.95	\$0.00	\$0.00	\$27.44
Residential clean-up (\$50.00 minimum per below)						
Labor	\$52.48	\$52.48	\$1.89	\$0.00	\$0.00	\$54.37 per man /per hour
Forklift	\$74.96	\$74.96	\$2.70	\$0.00	\$0.00	\$77.66 per hour
Chainsaw	\$37.49	\$37.49	\$1.35	\$0.00	\$0.00	\$38.84 per hour
Electronic Waste	\$34.14	\$34.14	\$1.23	\$0.00	\$0.00	\$35.37
Residential Account Set-Up	\$15.56	\$15.56	\$0.56	\$0.00	\$0.00	\$16.12

Franchise Area 3

Rate Adjustment Schedule for FY 2018-2019

Area 3 A Commercial Bins

bin size (cu. yd.)	frequency	\$89.76	\$75.49	\$2.72	\$14.27	\$0.52	\$92.99
1.5	1	\$179.51	\$150.97	\$5.44	\$28.54	\$1.03	\$185.98
	2	\$269.27	\$226.46	\$8.15	\$42.81	\$1.55	\$278.97
	3	\$359.01	\$301.92	\$10.87	\$57.09	\$2.06	\$371.94
	4	\$448.77	\$377.41	\$13.59	\$71.36	\$2.58	\$464.93
	5	\$538.55	\$452.93	\$16.31	\$85.62	\$3.09	\$557.95
	6	\$108.33	\$89.30	\$3.21	\$19.03	\$0.69	\$112.23
2	1	\$216.90	\$178.84	\$6.44	\$38.06	\$1.37	\$224.71
	2	\$324.98	\$267.89	\$9.64	\$57.09	\$2.06	\$336.68
	3	\$433.30	\$357.19	\$12.86	\$76.11	\$2.75	\$448.91
	4	\$541.63	\$446.49	\$16.07	\$95.14	\$3.43	\$561.14
	5	\$649.95	\$535.78	\$19.29	\$114.17	\$4.12	\$673.36
	6	\$133.63	\$105.09	\$3.78	\$28.54	\$1.03	\$138.44
3	1	\$267.24	\$210.15	\$7.57	\$57.09	\$2.06	\$276.87
	2	\$400.88	\$315.26	\$11.35	\$85.62	\$3.09	\$415.32
	3	\$534.51	\$420.34	\$15.13	\$114.17	\$4.12	\$553.76
	4	\$668.12	\$525.41	\$18.91	\$142.71	\$5.15	\$692.19
	5	\$801.75	\$630.49	\$22.70	\$171.26	\$6.18	\$830.63
	6	\$169.66	\$131.60	\$4.74	\$38.06	\$1.37	\$175.77
4	1	\$339.30	\$263.19	\$9.47	\$76.11	\$2.75	\$351.52
	2	\$508.97	\$394.80	\$14.21	\$114.17	\$4.12	\$527.30
	3	\$678.61	\$526.38	\$18.95	\$152.23	\$5.50	\$703.06
	4	\$848.27	\$657.99	\$23.69	\$190.28	\$6.87	\$878.83
	5	\$1,017.91	\$789.57	\$28.42	\$228.34	\$8.24	\$1,054.58
	6	\$206.05	\$158.48	\$5.71	\$47.57	\$1.72	\$213.47
5	1	\$412.12	\$316.98	\$11.41	\$95.14	\$3.43	\$426.97
	2	\$618.17	\$475.46	\$17.12	\$142.71	\$5.15	\$640.44
	3	\$824.24	\$633.96	\$22.82	\$190.28	\$6.87	\$853.93
	4	\$1,030.28	\$792.43	\$28.53	\$237.85	\$8.59	\$1,067.39
	5	\$1,236.35	\$950.92	\$34.23	\$285.43	\$10.30	\$1,280.89
	6						

Area 3 A Commercial Bins (more)

6	1	\$238.70	\$181.61	\$6.54	\$57.09	\$2.06	\$247.30
	2	\$477.40	\$363.23	\$13.08	\$114.17	\$4.12	\$494.60
	3	\$716.10	\$544.84	\$19.61	\$171.26	\$6.18	\$741.90
	4	\$954.80	\$726.46	\$26.15	\$228.34	\$8.24	\$989.20
	5	\$1,193.49	\$908.06	\$32.69	\$285.43	\$10.30	\$1,236.48
	6	\$1,432.19	\$1,089.68	\$39.23	\$342.51	\$12.36	\$1,483.78

Area 3 B Commercial Bins

bin size (cu. yd.)	frequency						
1.5	1	\$83.91	\$69.64	\$2.51	\$14.27	\$0.52	\$86.93
	2	\$167.82	\$139.28	\$5.01	\$28.54	\$1.03	\$173.86
	3	\$251.73	\$208.92	\$7.52	\$42.81	\$1.55	\$260.80
	4	\$335.66	\$278.57	\$10.03	\$57.09	\$2.06	\$347.75
	5	\$419.57	\$348.21	\$12.54	\$71.36	\$2.58	\$434.68
	6	\$503.48	\$417.86	\$15.04	\$85.62	\$3.09	\$521.61
2	1	\$97.17	\$78.14	\$2.81	\$19.03	\$0.69	\$100.67
	2	\$195.52	\$157.46	\$5.67	\$38.06	\$1.37	\$202.56
	3	\$291.55	\$234.46	\$8.44	\$57.09	\$2.06	\$302.05
	4	\$388.74	\$312.63	\$11.25	\$76.11	\$2.75	\$402.74
	5	\$485.93	\$390.79	\$14.07	\$95.14	\$3.43	\$503.43
	6	\$583.12	\$468.95	\$16.88	\$114.17	\$4.12	\$604.12
3	1	\$123.69	\$95.15	\$3.43	\$28.54	\$1.03	\$128.15
	2	\$247.36	\$190.27	\$6.85	\$57.09	\$2.06	\$256.27
	3	\$371.04	\$285.42	\$10.28	\$85.62	\$3.09	\$384.41
	4	\$494.72	\$380.55	\$13.70	\$114.17	\$4.12	\$512.54
	5	\$618.40	\$475.69	\$17.12	\$142.71	\$5.15	\$640.68
	6	\$742.08	\$570.82	\$20.55	\$171.26	\$6.18	\$768.81
4	1	\$170.72	\$132.66	\$4.78	\$38.06	\$1.37	\$176.87
	2	\$341.45	\$265.34	\$9.55	\$76.11	\$2.75	\$353.75
	3	\$512.17	\$398.00	\$14.33	\$114.17	\$4.12	\$530.62
	4	\$682.89	\$530.66	\$19.10	\$152.23	\$5.50	\$707.49
	5	\$853.60	\$663.32	\$23.88	\$190.28	\$6.87	\$884.35
	6	\$1,024.34	\$796.00	\$28.66	\$228.34	\$8.24	\$1,061.24

Area 3 B Commercial Bins (more)

5	1	\$207.39	\$159.82	\$5.75	\$47.57	\$1.72	\$214.86
	2	\$414.79	\$319.65	\$11.51	\$95.14	\$3.43	\$429.73
	3	\$622.18	\$479.47	\$17.26	\$142.71	\$5.15	\$644.59
	4	\$829.57	\$639.29	\$23.01	\$190.28	\$6.87	\$859.45
	5	\$1,036.97	\$799.12	\$28.77	\$237.85	\$8.59	\$1,074.32
	6	\$1,244.37	\$958.94	\$34.52	\$285.43	\$10.30	\$1,289.20
6	1	\$240.31	\$183.22	\$6.60	\$57.09	\$2.06	\$248.97
	2	\$480.60	\$366.43	\$13.19	\$114.17	\$4.12	\$497.91
	3	\$720.91	\$549.65	\$19.79	\$171.26	\$6.18	\$746.88
	4	\$961.20	\$732.86	\$26.38	\$228.34	\$8.24	\$995.83
	5	\$1,201.51	\$916.08	\$32.98	\$285.43	\$10.30	\$1,244.79
	6	\$1,441.81	\$1,099.30	\$39.57	\$342.51	\$12.36	\$1,493.75

Area 3 C Commercial Bins

bin size (cu. yd.) frequency

1.5	1	\$90.15	\$75.88	\$2.73	\$14.27	\$0.52	\$93.40
	2	\$180.31	\$151.77	\$5.46	\$28.54	\$1.03	\$186.80
	3	\$270.47	\$227.66	\$8.20	\$42.81	\$1.55	\$280.21
	4	\$360.62	\$303.53	\$10.93	\$57.09	\$2.06	\$373.61
	5	\$450.79	\$379.43	\$13.66	\$71.36	\$2.58	\$467.03
	6	\$540.93	\$455.31	\$16.39	\$85.62	\$3.09	\$560.41
2	1	\$108.86	\$89.83	\$3.23	\$19.03	\$0.69	\$112.78
	2	\$217.73	\$179.67	\$6.47	\$38.06	\$1.37	\$225.57
	3	\$326.58	\$269.49	\$9.70	\$57.09	\$2.06	\$338.34
	4	\$435.44	\$359.33	\$12.94	\$76.11	\$2.75	\$451.12
	5	\$544.31	\$449.17	\$16.17	\$95.14	\$3.43	\$563.91
	6	\$653.16	\$538.99	\$19.40	\$114.17	\$4.12	\$676.69
3	1	\$134.43	\$105.89	\$3.81	\$28.54	\$1.03	\$139.27
	2	\$268.85	\$211.76	\$7.62	\$57.09	\$2.06	\$278.53
	3	\$403.28	\$317.66	\$11.44	\$85.62	\$3.09	\$417.81
	4	\$537.71	\$423.54	\$15.25	\$114.17	\$4.12	\$557.08
	5	\$672.13	\$529.42	\$19.06	\$142.71	\$5.15	\$696.34
	6	\$806.56	\$635.30	\$22.87	\$171.26	\$6.18	\$835.61

Area 3 C Commercial Bins (more)

4	1	\$170.72	\$132.66	\$4.78	\$38.06	\$1.37	\$176.87
	2	\$341.45	\$265.34	\$9.55	\$76.11	\$2.75	\$353.75
	3	\$512.17	\$398.00	\$14.33	\$114.17	\$4.12	\$530.62
	4	\$682.89	\$530.66	\$19.10	\$152.23	\$5.50	\$707.49
	5	\$853.60	\$663.32	\$23.88	\$190.28	\$6.87	\$884.35
	6	\$1,024.34	\$796.00	\$28.66	\$228.34	\$8.24	\$1,061.24
5	1	\$207.39	\$159.82	\$5.75	\$47.57	\$1.72	\$214.86
	2	\$414.79	\$319.65	\$11.51	\$95.14	\$3.43	\$429.73
	3	\$622.18	\$479.47	\$17.26	\$142.71	\$5.15	\$644.59
	4	\$829.57	\$639.29	\$23.01	\$190.28	\$6.87	\$859.45
	5	\$1,036.97	\$799.12	\$28.77	\$237.85	\$8.59	\$1,074.32
	6	\$1,244.37	\$958.94	\$34.52	\$285.43	\$10.30	\$1,289.20
6	1	\$240.31	\$183.22	\$6.60	\$57.09	\$2.06	\$248.97
	2	\$480.60	\$366.43	\$13.19	\$114.17	\$4.12	\$497.91
	3	\$720.91	\$549.65	\$19.79	\$171.26	\$6.18	\$746.88
	4	\$961.20	\$732.86	\$26.38	\$228.34	\$8.24	\$995.83
	5	\$1,201.51	\$916.08	\$32.98	\$285.43	\$10.30	\$1,244.79
	6	\$1,441.81	\$1,099.30	\$39.57	\$342.51	\$12.36	\$1,493.75

Roll-offs.

10 to 40 cubic yard	\$275.64	\$275.64	\$9.92	\$0.00	\$0.00	\$285.56	per pull plus disposal
Roll off compactor:	\$394.02	\$394.02	\$14.18	\$0.00	\$0.00	\$408.20	per pull plus disposal
Minimum Pull Charge	\$250.88	\$250.88	\$9.03	\$0.00	\$0.00	\$259.91	

Commercial Bin Push Charges

Dismount Distance (in feet)

0 to 25'						\$0.00	Per collection per week
26 to 50	\$10.83	\$10.83	\$0.39	\$0.00	\$0.00	\$11.22	
51 to 75	\$13.92	\$13.92	\$0.50	\$0.00	\$0.00	\$14.42	
76 to 100	\$15.47	\$15.47	\$0.56	\$0.00	\$0.00	\$16.03	

Additional Roll off fees

Delivery	\$91.27	\$91.27	\$3.29	\$0.00	\$0.00	\$94.56	
Extra Trip	\$91.27	\$91.27	\$3.29	\$0.00	\$0.00	\$94.56	
Relocation	\$91.27	\$91.27	\$3.29	\$0.00	\$0.00	\$94.56	

Franchise Area 3

Rate Adjustment Schedule for FY 2018-2019

Commercial Recycling

Current Total Current Service Adjustment to Service Current Landfill Adjustment to Landfill Adjusted Total

Area 3 A Commercial Recycle Bins

bin size (cu. yd.)	frequency	Current Total	Current Service	Adjustment to Service	Current Landfill	Adjustment to Landfill	Adjusted Total
2	1						\$69.87
	2						\$139.74
	3						\$209.61
3	1						\$80.62
	2						\$161.23
	3						\$241.85
4	1						\$112.20
	2						\$224.41
	3						\$336.61
6	1						\$149.05
	2						\$298.10
	3						\$447.15

Area 3 B Commercial Recycle Bins

bin size (cu. yd.)	frequency	Current Total	Current Service	Adjustment to Service	Current Landfill	Adjustment to Landfill	Adjusted Total
2	1						\$67.14
	2						\$134.30
	3						\$209.61
3	1						\$80.62
	2						\$161.23
	3						\$241.85
4	1						\$112.20
	2						\$224.41
	3						\$336.61
6	1						\$149.05
	2						\$298.10
	3						\$447.15

Area 3 C Commercial Recycle Bins

bin size (cu. yd.)	frequency	Current Total	Current Service	Adjustment to Service	Current Landfill	Adjustment to Landfill	Adjusted Total
2	1						\$69.87
	2						\$139.74
	3						\$209.61
3	1						\$80.62
	2						\$161.23
	3						\$241.85

Franchise Area 4

Rate Adjustment Schedule for FY 2018-2019

Tip Fee Increase	3.61%
Fuel Surcharge	0.0%
CPI	3.60%

Area 4 A (South of HWY 91)

	Current Total	Current Service	Adjustment to Service	Current Landfill	Adjustment to Landfill	Adjusted Total
Residential Services						
<i>Comprehensive Collection</i>						
Regular	\$ 20.61	\$15.54	\$0.56	\$5.07	\$0.18	\$21.35
Senior	\$ 19.63	\$14.56	\$0.52	\$5.07	\$0.18	\$20.34
Extra Container	\$ 7.12	\$4.39	\$0.16	\$2.73	\$0.10	\$7.38
Green Waste	\$ 4.21	\$3.28	\$0.12	\$0.93	\$0.03	\$4.36
Other Residential Services						
Residential Extra Bag	\$ 4.19	\$4.19	\$0.15	\$0.00	\$0.00	\$4.34
Residential Bin (2 cu yard)	\$ 84.54	\$84.54	\$3.04	\$0.00	\$0.00	\$87.58
Street Sweeping	\$ 0.82	\$0.82	\$0.03	\$0.00	\$0.00	\$0.85
Back Yard/Side Yard Collection	\$ 18.00	\$18.00	\$0.65	\$0.00	\$0.00	\$18.65 per month
Extra Recycling Cart	\$ 2.93	\$2.93	\$0.11	\$0.00	\$0.00	\$3.04 per month
Extra Green Waste Cart	\$ 6.08	\$6.08	\$0.22	\$0.00	\$0.00	\$6.30 per month
Exchanges (in excess of 1 per year)	\$ 18.00	\$18.00	\$0.65	\$0.00	\$0.00	\$18.65
Redelivery Fee for Roll Cart	\$ 22.50	\$22.50	\$0.81	\$0.00	\$0.00	\$23.31
Reinstatement Fee	\$ 22.50	\$22.50	\$0.81	\$0.00	\$0.00	\$23.31
Scout Service 1.5 times residential rate						
Rural Rate	\$ 26.48	\$26.48	\$0.95	\$0.00	\$0.00	\$27.43
Residential clean-up						
(\$50.00 minimum per below)						
Supervisor	\$ 46.65	\$46.65	\$1.68	\$0.00	\$0.00	\$48.33 per man /per hour
Laborer	\$ 13.99	\$13.99	\$0.50	\$0.00	\$0.00	\$14.49 per hour
Equipment Operator	\$ 31.10	\$31.10	\$1.12	\$0.00	\$0.00	\$32.22 per hour
Forklift	\$ 74.98	\$74.98	\$2.70	\$0.00	\$0.00	\$77.68

Franchise Area 4

Rate Adjustment Schedule for FY 2018-2019

Tip Fee Increase 3.61%

Fuel Surcharge 0.0%

CPI 3.60%

Area 4 A (South of HWY 91)

	Current Total	Current Service	Adjustment to Service	Current Landfill	Adjustment to Landfill	Adjusted Total
Chainsaw	\$ 37.49	\$ 37.49	\$ 1.35	\$ 0.00	\$ 0.00	\$38.84
Bulky Item Collection	\$ 22.50	\$ 22.50	\$ 0.81	\$ 0.00	\$ 0.00	\$23.31
CFC Removal Fee	\$ 29.99	\$ 29.99	\$ 1.08	\$ 0.00	\$ 0.00	\$31.07
Electronic Waste	\$ 34.14	\$ 34.14	\$ 1.23	\$ 0.00	\$ 0.00	\$35.37
Residential Account Set-Up	\$ 15.56	\$ 15.56	\$ 0.56	\$ 0.00	\$ 0.00	\$16.12

Commercial Bins

bin size (cu. yd.)	frequency	Current Service	Adjustment to Service	Current Landfill	Adjustment to Landfill	Adjusted Total
1.5	1	\$ 78.50	\$ 2.27	\$ 15.41	\$ 0.56	\$81.33
	2	\$ 84.53	\$ 2.30	\$ 20.54	\$ 0.74	\$87.58
	3	\$ 140.14	\$ 3.57	\$ 41.08	\$ 1.48	\$145.19
	4	\$ 195.72	\$ 4.83	\$ 61.62	\$ 2.22	\$202.77
	5	\$ 251.33	\$ 6.09	\$ 82.17	\$ 2.97	\$260.39
	6	\$ 306.92	\$ 7.35	\$ 102.71	\$ 3.71	\$317.98
3	1	\$ 362.51	\$ 8.61	\$ 123.25	\$ 4.45	\$375.57
	2	\$ 472.69	\$ 10.36	\$ 184.87	\$ 6.67	\$489.73
	3	\$ 541.57	\$ 12.96	\$ 246.50	\$ 8.90	\$561.09
	4	\$ 612.95	\$ 15.78	\$ 308.11	\$ 11.11	\$637.84
	5	\$ 684.43	\$ 18.61	\$ 370.43	\$ 13.34	\$716.81
	6	\$ 755.92	\$ 21.43	\$ 432.75	\$ 15.56	\$791.66
4	1	\$ 827.41	\$ 24.25	\$ 495.05	\$ 17.79	\$875.50
	2	\$ 900.88	\$ 28.50	\$ 557.37	\$ 20.97	\$949.72
	3	\$ 974.35	\$ 32.75	\$ 620.00	\$ 24.15	\$1031.25
	4	\$ 1047.82	\$ 37.00	\$ 682.73	\$ 27.33	\$1117.85
	5	\$ 1121.29	\$ 41.25	\$ 745.46	\$ 30.51	\$1202.51
	6	\$ 1194.76	\$ 45.50	\$ 808.19	\$ 33.69	\$1283.94

Franchise Area 4

Rate Adjustment Schedule for FY 2018-2019

3.61%

Tip Fee Increase

Fuel Surcharge 0.0%

CPI 3.60%

Area 4 A (South of HWY 91)

	Current Total	Current Service	Adjustment to Service	Current Landfill	Adjustment to Landfill	Adjusted Total
6	1 \$ 193.21	\$131.59	\$4.74	\$61.62	\$2.22	\$200.17
	2 \$ 386.43	\$263.18	\$9.47	\$123.25	\$4.45	\$400.35
	3 \$ 579.62	\$394.75	\$14.21	\$184.87	\$6.67	\$600.50
	4 \$ 772.81	\$526.31	\$18.95	\$246.50	\$8.90	\$800.66
	5 \$ 966.02	\$657.90	\$23.68	\$308.12	\$11.12	\$1,000.83
	6 \$ 1,159.25	\$789.51	\$28.42	\$369.74	\$13.35	\$1,201.02

Hard to service / Ag bins

1.5	1 \$ 107.99	\$63.20	\$2.28	\$44.79	\$1.62	\$111.88
2	1 \$ 122.83	\$63.98	\$2.30	\$58.85	\$2.12	\$127.26
	2 \$ 216.71	\$99.02	\$3.56	\$117.69	\$4.25	\$224.52
	3 \$ 301.47	\$87.00	\$3.13	\$214.47	\$7.74	\$312.34
	4 \$ 404.43	\$169.07	\$6.09	\$235.36	\$8.50	\$419.01
	5 \$ 501.40	\$207.20	\$7.46	\$294.20	\$10.62	\$519.48
	6 \$ 592.18	\$239.15	\$8.61	\$353.03	\$12.74	\$613.53
3	1 \$ 170.34	\$82.09	\$2.96	\$88.25	\$3.19	\$176.48
	2 \$ 302.25	\$125.74	\$4.53	\$176.51	\$6.37	\$313.15
	3 \$ 434.12	\$169.34	\$6.10	\$264.78	\$9.56	\$449.77
	4 \$ 565.27	\$209.11	\$7.53	\$356.16	\$12.86	\$585.66
	5 \$ 696.41	\$248.80	\$8.96	\$447.61	\$16.16	\$721.53
	6 \$ 827.37	\$287.67	\$10.36	\$539.70	\$19.48	\$857.21
4	1 \$ 200.21	\$82.51	\$2.97	\$117.70	\$4.25	\$207.43
	2 \$ 361.14	\$125.76	\$4.53	\$235.38	\$8.50	\$374.16
	3 \$ 522.10	\$169.03	\$6.09	\$353.07	\$12.75	\$540.93
	4 \$ 683.03	\$212.29	\$7.64	\$470.74	\$16.99	\$707.67
	5 \$ 843.97	\$255.54	\$9.20	\$588.43	\$21.24	\$874.41
	6 \$ 1,004.91	\$298.79	\$10.76	\$706.12	\$25.49	\$1,041.16

Franchise Area 4

Rate Adjustment Schedule for FY 2018-2019

Tip Fee Increase	3.61%
Fuel Surcharge	0.0%
CPI	3.60%

Area 4 A (South of HWY 91)

	Current Total	Current Service	Adjustment to Service	Current Landfill	Adjustment to Landfill	Adjusted Total
Roll off:						
10 to 40 cubic yard	\$ 507.30	\$312.48	\$11.25	\$194.82	\$7.03	\$525.58
Compactor	\$ 446.67	\$446.67	\$16.08	\$0.00	\$0.00	\$462.75 per pull plus disposal
Minimum Pull Charge	\$ 312.49	\$312.49	\$11.25	\$0.00	\$0.00	\$323.74
Unscheduled Extra Bin Dumps	\$ 54.37	\$45.29	\$1.63	\$9.08	\$0.33	\$56.33

Other Services

Manure Bin rate	bin size (cu. yd.)	frequency	Current Service	Adjustment to Service	Current Landfill	Adjustment to Landfill	Adjusted Total
	2	1	\$ 141.13	\$4.39	\$19.31	\$0.70	\$146.21
	3	1	\$ 183.08	\$5.55	\$28.97	\$1.05	\$189.67

Commercial Bin Push Charges

Dismount Distance (in feet)	Current Service	Adjustment to Service	Current Landfill	Adjusted Total
0 to 25'				\$0.00
26 to 50	\$ 10.98	\$0.40	\$0.00	\$11.38
51 to 75	\$ 14.12	\$0.51	\$0.00	\$14.63
76 to 100	\$ 15.70	\$0.57	\$0.00	\$16.27

Additional Roll off fees

Delivery	\$ 91.28	\$3.29	\$0.00	\$94.57
Extra Trip	\$ 91.28	\$3.29	\$0.00	\$94.57
Relocation	\$ 91.28	\$3.29	\$0.00	\$94.57

Commercial and Industrial Bulky Item

first item	\$ 38.68	\$1.39	\$0.00	\$40.07
------------	----------	--------	--------	----------------

Franchise Area 4

Rate Adjustment Schedule for FY 2018-2019

Tip Fee Increase	3.61%
Fuel Surcharge	0.0%
CPI	3.60%

Area 4 A (South of HWY 91)

	Current Total	Current Service	Adjustment to Service	Current Landfill	Adjustment to Landfill	Adjusted Total
second and third item	\$ 23.19	\$ 23.19	\$ 0.83	\$ 0.00	\$ 0.00	\$ 24.02
Unscheduled Extra Bin Dumps						
While on Site	\$ 52.58	\$ 45.34	\$ 1.63	\$ 7.24	\$ 0.26	\$ 54.47
Separate Trip	\$ 76.09	\$ 68.85	\$ 2.48	\$ 7.24	\$ 0.26	\$ 78.83
Unscheduled Compactor Dumps	\$ 91.41	\$ 91.41	\$ 3.29	\$ 0.00	\$ 0.00	\$ 94.70
Commercial Can	\$ 45.82	\$ 44.04	\$ 1.59	\$ 1.78	\$ 0.06	\$ 47.47
Temporary bin service						
Up to Three (3) days:	\$ 113.85	\$ 106.61	\$ 3.84	\$ 7.24	\$ 0.26	\$ 117.95
Up to Thirty (30) days:	\$ 300.71	\$ 271.74	\$ 9.78	\$ 28.97	\$ 1.05	\$ 311.54
Additional Scout Service	\$ 77.38	\$ 77.38	\$ 2.79	\$ 0.00	\$ 0.00	\$ 80.17
Bin Exchange (in excess of 1 per year)	\$ 50.29	\$ 50.29	\$ 1.81	\$ 0.00	\$ 0.00	\$ 52.10
Lost or Stolen Bin	\$ 773.59	\$ 773.59	\$ 27.85	\$ 0.00	\$ 0.00	\$ 801.44
Lost or Stolen Cart	\$ 123.80	\$ 123.80	\$ 4.46	\$ 0.00	\$ 0.00	\$ 128.26
Burned Bin	\$ 433.22	\$ 433.22	\$ 15.60	\$ 0.00	\$ 0.00	\$ 448.82
Bin or Cart Repair	Actual Cost	Actual Cost				Actual Cost
Locking Lids	\$ 18.21	\$ 18.21	\$ 0.66	\$ 0.00	\$ 0.00	\$ 18.87
Replacement Lock	\$ 37.92	\$ 37.92	\$ 1.37	\$ 0.00	\$ 0.00	\$ 39.29
Replacement Key	\$ 7.58	\$ 7.58	\$ 0.27	\$ 0.00	\$ 0.00	\$ 7.85
Haul or Call Fee	\$ 27.39	\$ 27.39	\$ 0.99	\$ 0.00	\$ 0.00	\$ 28.38
Tire Haul Charge	\$ 383.43	\$ 383.43	\$ 13.80	\$ 0.00	\$ 0.00	\$ 397.23
Restart fee						
(Administrative Only, Bin on Site)	\$ 22.74	\$ 22.74	\$ 0.82	\$ 0.00	\$ 0.00	\$ 23.56
(Administrative Plus Bin Delivery)	\$ 113.75	\$ 113.75	\$ 4.10	\$ 0.00	\$ 0.00	\$ 117.85
Over Loaded Bin	\$ 51.36	\$ 51.36	\$ 1.85	\$ 0.00	\$ 0.00	\$ 53.21

Franchise Area 4

Rate Adjustment Schedule for FY 2018-2019

Tip Fee Increase 3.61%
 Fuel Surcharge 0.0%
 CPI 3.60%

Area 4 A (South of HWY 91)

	Current Total	Current Service	Adjustment to Service	Current Landfill	Adjustment to Landfill	Adjusted Total
Tax Roll Administrative Charge	\$ 31.74	\$31.74	\$1.14	\$0.00	\$0.00	\$32.88
Recycle Contamination Charge	\$ 74.59	\$74.59	\$2.69	\$0.00	\$0.00	\$77.28
Mixed C & D Haul Charge	\$ 317.45	\$317.45	\$11.43	\$0.00	\$0.00	\$328.88 plus disposal
Commerical Bin Delivery/Removal	\$ 25.68	\$25.68	\$0.92	\$0.00	\$0.00	\$26.60
Commerical Recycle Bin Extra Pickup	\$ 30.81	\$30.81	\$1.11	\$0.00	\$0.00	\$31.92

Commercial Recycling Bins

bin size (cu. yd.)	frequency	Current Total	Current Service	Adjustment to Service	Current Landfill	Adjustment to Landfill	Adjusted Total
2	1						\$74.29
	2						\$148.57
	3						\$222.86
3	1						\$86.16
	2						\$172.33
	3						\$258.49
4	1						\$105.46
	2						\$210.92
	3						\$316.38
6	1						\$111.42
	2						\$222.84
	3						\$334.27

Commercial Organics Service

(Both Comprehensive and Non-comprehensive)

bin size (cu. yd.)	frequency	Current Total	Current Service	Adjustment to Service	Current Processing	Adjustment to Processing	Adjusted Total
64 Gallon	1	\$36.97	\$18.36	\$0.66	\$ 9.37	\$ -	\$28.39

Franchise Area 4

Rate Adjustment Schedule for FY 2018-2019

Tip Fee Increase 3.61%

Fuel Surcharge 0.0%

CPI 3.60%

Area 4 A (South of HWY 91)

	Current Total	Current Service	Adjustment to Service	Current Landfill	Adjustment to Landfill	Adjusted Total
	2	\$73.94	\$36.72	\$1.32	\$ 18.73	\$ 56.77
	3	\$110.91	\$55.08	\$1.98	\$ 28.10	\$85.16
	4	\$147.88	\$73.44	\$2.64	\$ 37.46	\$113.54
	5	\$184.84	\$91.80	\$3.30	\$ 46.82	\$141.92
2 Yard	1	\$205.50	\$88.05	\$3.17	\$ 59.10	\$150.32
	2	\$411.01	\$176.10	\$6.34	\$ 118.21	\$300.65
	3	\$616.54	\$264.19	\$9.51	\$ 177.31	\$451.01
	4	\$822.05	\$352.24	\$12.68	\$ 236.42	\$601.34
	5	\$1,027.54	\$440.28	\$15.85	\$ 295.52	\$751.65

Franchise Area 4

Rate Adjustment Schedule for FY 2018-2019

Tip Fee Increase	3.61%
Fuel Surcharge	0.0%
CPI	3.60%

Area 4 B (North of HWY 91)

	Current Total	Current Service	Adjustment to Service	Current Landfill	Adjustment to Landfill	Adjusted Total
Residential Services						
<i>Comprehensive Collection</i>						
Regular	\$20.93	\$15.86	\$0.57	\$5.07	\$0.18	\$21.68
Senior	\$18.59	\$13.52	\$0.49	\$5.07	\$0.18	\$19.26
Extra Container	\$7.12	\$4.39	\$0.16	\$2.73	\$0.10	\$7.38
Green Waste	\$4.22	\$3.29	\$0.12	\$0.93	\$0.03	\$4.37
Other Residential Services	\$0.00	\$0.00	\$0.00	\$0.00	\$0.00	\$0.00
Residential Extra Bag	\$4.19	\$4.19	\$0.15	\$0.00	\$0.00	\$4.34
Residential Bin (2 cu yard)	\$84.54	\$84.54	\$3.04	\$0.00	\$0.00	\$87.58
Street Sweeping	\$0.82	\$0.82	\$0.03	\$0.00	\$0.00	\$0.85
Back Yard/Side Yard Collection	\$18.00	\$18.00	\$0.65	\$0.00	\$0.00	\$18.65 per month
Extra Recycling Cart	\$2.93	\$2.93	\$0.11	\$0.00	\$0.00	\$3.04 per month
Extra Green Waste Cart	\$6.08	\$6.08	\$0.22	\$0.00	\$0.00	\$6.30 per month
Exchanges (in excess of 1 per year)	\$18.00	\$18.00	\$0.65	\$0.00	\$0.00	\$18.65
Redelivery Fee for Roll Cart	\$22.50	\$22.50	\$0.81	\$0.00	\$0.00	\$23.31
Reinstatement Fee	\$22.50	\$22.50	\$0.81	\$0.00	\$0.00	\$23.31
Scout Service 1.5 times residential rate						1.5 times residential rate
Rural Rate	\$26.49	\$21.42	\$0.77	\$5.07	\$0.18	\$27.44
Residential clean-up (\$50.00 minimum per below)						
Supervisor	\$46.65	\$46.65	\$1.68	\$0.00	\$0.00	\$48.33 per man /per hour
Laborer	\$13.99	\$13.99	\$0.50	\$0.00	\$0.00	\$14.49 per hour
Equipment Operator	\$31.10	\$31.10	\$1.12	\$0.00	\$0.00	\$32.22 per hour
Forklift	\$74.98	\$74.98	\$2.70	\$0.00	\$0.00	\$77.68 per hour

Franchise Area 4

Rate Adjustment Schedule for FY 2018-2019

Tip Fee Increase 3.61%

Fuel Surcharge 0.0%

CPI 3.60%

Area 4 B (North of HWY 91)

	Current Total	Current Service	Adjustment to Service	Current Landfill	Adjustment to Landfill	Adjusted Total
Chainsaw	\$37.49	\$37.49	\$1.35	\$0.00	\$0.00	\$38.84 per hour
Bulky Item Collection	\$22.50	\$22.50	\$0.81	\$0.00	\$0.00	\$23.31
CFC Removal Fee	\$29.99	\$29.99	\$1.08	\$0.00	\$0.00	\$31.07
Electronic Waste	\$34.14	\$34.14	\$1.23	\$0.00	\$0.00	\$35.37
Residential Account Set-Up	\$15.56	\$15.56	\$0.56	\$0.00	\$0.00	\$16.12

Commercial Bins

bin size (cu. yd.)	frequency	Current Total	Current Service	Adjustment to Service	Current Landfill	Adjustment to Landfill	Adjusted Total
1.5	1	\$92.75	\$77.34	\$2.78	\$15.41	\$0.56	\$96.09
2	1	\$102.37	\$81.83	\$2.95	\$20.54	\$0.74	\$106.06
	2	\$175.78	\$134.70	\$4.85	\$41.08	\$1.48	\$182.11
	3	\$249.22	\$187.60	\$6.75	\$61.62	\$2.22	\$258.20
	4	\$322.63	\$240.46	\$8.66	\$82.17	\$2.97	\$334.25
	5	\$396.04	\$293.33	\$10.56	\$102.71	\$3.71	\$410.31
	6	\$469.48	\$346.23	\$12.46	\$123.25	\$4.45	\$486.39
3	1	\$139.66	\$108.85	\$3.92	\$30.81	\$1.11	\$144.69
	2	\$240.90	\$179.28	\$6.45	\$61.62	\$2.22	\$249.58
	3	\$342.06	\$249.63	\$8.99	\$92.43	\$3.34	\$354.38
	4	\$439.42	\$316.17	\$11.38	\$123.25	\$4.45	\$455.25
	5	\$536.67	\$382.62	\$13.77	\$154.05	\$5.56	\$556.01
	6	\$633.12	\$448.25	\$16.14	\$184.87	\$6.67	\$655.93
4	1	\$159.27	\$118.19	\$4.25	\$41.08	\$1.48	\$165.01
	2	\$279.31	\$197.14	\$7.10	\$82.17	\$2.97	\$289.37
	3	\$399.35	\$276.10	\$9.94	\$123.25	\$4.45	\$413.74
	4	\$519.41	\$355.08	\$12.78	\$164.33	\$5.93	\$538.13
	5	\$639.41	\$434.00	\$15.62	\$205.41	\$7.42	\$662.45
	6	\$759.45	\$512.95	\$18.47	\$246.50	\$8.90	\$786.81

Franchise Area 4

Rate Adjustment Schedule for FY 2018-2019

Tip Fee Increase 3.61%

Fuel Surcharge 0.0%

CPI 3.60%

Area 4 B (North of HWY 91)

		Current Total	Current Service	Adjustment to Service	Current Landfill	Adjustment to Landfill	Adjusted Total
6	1	\$270.46	\$208.84	\$7.52	\$61.62	\$2.22	\$280.20
	2	\$488.31	\$365.06	\$13.14	\$123.25	\$4.45	\$505.90
	3	\$706.18	\$521.31	\$18.77	\$184.87	\$6.67	\$731.62
	4	\$924.06	\$677.56	\$24.39	\$246.50	\$8.90	\$957.35
	5	\$1,141.91	\$833.79	\$30.02	\$308.12	\$11.12	\$1,183.05
	6	\$1,359.79	\$990.05	\$35.64	\$369.74	\$13.35	\$1,408.78

Hard to service / Ag bins

1.5	1	\$107.99	\$63.20	\$2.28	\$44.79	\$1.62	\$111.88
2	1	\$122.77	\$63.92	\$2.30	\$58.85	\$2.12	\$127.20
	2	\$216.60	\$98.91	\$3.56	\$117.69	\$4.25	\$224.41
	3	\$301.93	\$87.46	\$3.15	\$214.47	\$7.74	\$312.82
	4	\$404.22	\$168.86	\$6.08	\$235.36	\$8.50	\$418.80
	5	\$498.05	\$203.85	\$7.34	\$294.20	\$10.62	\$516.01
	6	\$591.86	\$238.83	\$8.60	\$353.03	\$12.74	\$613.20
3	1	\$170.26	\$82.01	\$2.95	\$88.25	\$3.19	\$176.40
	2	\$302.08	\$125.57	\$4.52	\$176.51	\$6.37	\$312.97
	3	\$433.91	\$169.13	\$6.09	\$264.78	\$9.56	\$449.56
	4	\$565.00	\$208.84	\$7.52	\$356.16	\$12.86	\$585.38
	5	\$696.11	\$248.50	\$8.95	\$447.61	\$16.16	\$721.21
	6	\$827.07	\$287.37	\$10.35	\$539.70	\$19.48	\$856.90
4	1	\$200.10	\$82.40	\$2.97	\$117.70	\$4.25	\$207.32
	2	\$360.94	\$125.56	\$4.52	\$235.38	\$8.50	\$373.96
	3	\$521.77	\$168.70	\$6.07	\$353.07	\$12.75	\$540.59
	4	\$682.62	\$211.88	\$7.63	\$470.74	\$16.99	\$707.24
	5	\$843.45	\$255.02	\$9.18	\$588.43	\$21.24	\$873.87
	6	\$1,004.29	\$298.17	\$10.73	\$706.12	\$25.49	\$1,040.52

Franchise Area 4

Rate Adjustment Schedule for FY 2018-2019

Tip Fee Increase	3.61%
Fuel Surcharge	0.0%
CPI	3.60%

Area 4 B (North of HWY 91)

	Current Total	Current Service	Adjustment to Service	Current Landfill	Adjustment to Landfill	Adjusted Total
Roll off:						
10 to 40 cubic yard	\$508.63	\$312.48	\$11.25	\$196.15	\$7.08	\$526.96
Compactor	\$446.67	\$446.67	\$16.08	\$0.00	\$0.00	\$462.75 per pull plus disposal
Minimum Pull Charge	\$312.49	\$312.49	\$11.25	\$0.00	\$0.00	\$323.74
Unscheduled Extra Bin Dumps	\$55.52	\$45.28	\$1.63	\$10.24	\$0.37	\$57.52

Other Services

Manure Bin rate

bin size (cu. yd.)	frequency	Current Total	Current Service	Adjustment to Service	Current Landfill	Adjusted Total
2	1	\$141.13	\$121.82	\$4.39	\$19.31	\$146.21
3	1	\$183.08	\$154.11	\$5.55	\$28.97	\$189.67

Commercial Bin Push Charges

Dismount Distance (in feet)	Current Total	Current Service	Adjustment to Service	Current Landfill	Adjusted Total
0 to 25'					\$0.00
26 to 50	\$10.98	\$10.98	\$0.40	\$0.00	\$11.38
51 to 75	\$14.12	\$14.12	\$0.51	\$0.00	\$14.63
76 to 100	\$15.70	\$15.70	\$0.57	\$0.00	\$16.27

Additional Roll off fees

Delivery	\$91.28	\$91.28	\$3.29	\$0.00	\$94.57
Extra Trip	\$91.28	\$91.28	\$3.29	\$0.00	\$94.57
Relocation	\$91.28	\$91.28	\$3.29	\$0.00	\$94.57

Commercial and Industrial Bulky Item

first item	\$38.68	\$38.68	\$1.39	\$0.00	\$40.07
------------	---------	---------	--------	--------	---------

Franchise Area 4

Rate Adjustment Schedule for FY 2018-2019

Tip Fee Increase 3.61%
 Fuel Surcharge 0.0%
 CPI 3.60%

Area 4 B (North of HWY 91)

	Current Total	Current Service	Adjustment to Service	Current Landfill	Adjustment to Landfill	Adjusted Total
Tax Roll Administrative Charge	\$32.37	\$32.37	\$1.17	\$0.00	\$0.00	\$33.54
Recycle Contamination Charge	\$76.08	\$76.08	\$2.74	\$0.00	\$0.00	\$78.82
Mixed C & D Haul Charge	\$323.80	\$323.80	\$11.66	\$0.00	\$0.00	\$335.46 plus disposal
Commercial Bin Delivery/Removal	\$26.19	\$26.19	\$0.94	\$0.00	\$0.00	\$27.13
Commercial Recycle Bin Extra Pickup	\$31.43	\$31.43	\$1.13	\$0.00	\$0.00	\$32.56

Commercial Recycling Bins

bin size (cu. yd.)	frequency	Current Total	Current Service	Adjustment to Service	Current Landfill	Adjustment to Landfill	Adjusted Total
2	1						\$74.29
	2						\$148.57
	3						\$222.86
3	1						\$86.16
	2						\$172.33
	3						\$258.49
4	1						\$105.46
	2						\$210.92
	3						\$316.38
6	1						\$111.42
	2						\$222.84
	3						\$334.27

Commercial Organics Service

(Both Comprehensive and Non-comprehensive)

bin size (cu. yd.)	frequency	Current Total	Current Service	Adjustment to Service	Processing	Adjustment to Processing	Adjusted Total
64 Gallon	1	\$36.97	\$18.36	\$0.66	\$ 9.37	\$ -	\$28.39

Franchise Area 4

Rate Adjustment Schedule for FY 2018-2019

Tip Fee Increase 3.61%

Fuel Surcharge 0.0%

CPI 3.60%

Area 4 B (North of HWY 91)

	Current Total	Current Service	Adjustment to Service	Current Landfill	Adjustment to Landfill	Adjusted Total
	2 \$73.94	\$36.72	\$1.32	\$ 18.73	\$ -	\$56.77
	3 \$110.91	\$55.08	\$1.98	\$ 28.10	\$ -	\$85.16
	4 \$147.88	\$73.44	\$2.64	\$ 37.46	\$ -	\$113.54
	5 \$184.84	\$91.80	\$3.30	\$ 46.82	\$ -	\$141.92
2 Yard	1 \$205.50	\$88.05	\$3.17	\$ 59.10	\$ -	\$150.32
	2 \$411.01	\$176.10	\$6.34	\$ 118.21	\$ -	\$300.65
	3 \$616.54	\$264.19	\$9.51	\$ 177.31	\$ -	\$451.01
	4 \$822.05	\$352.24	\$12.68	\$ 236.42	\$ -	\$601.34
	5 \$1,027.54	\$440.28	\$15.85	\$ 295.52	\$ -	\$751.65

**SUBMITTAL TO THE BOARD OF SUPERVISORS
COUNTY OF RIVERSIDE, STATE OF CALIFORNIA**



ITEM
3.25
(ID # 6504)

MEETING DATE:

Tuesday, April 24, 2018

FROM : ENVIRONMENTAL HEALTH:

SUBJECT: ENVIRONMENTAL HEALTH: Set a Public Hearing for the Annual Rate Adjustment for Waste Collection within Riverside County Waste Franchise Areas, All Districts. [\$0] (Clerk to Advertise - Set for Hearing May 8, 2018)

RECOMMENDED MOTION: That the Board of Supervisors:

1. Set the public hearing to receive public comments on the Annual Adjustment to the Waste Collection Rates within the County Franchise Areas; and
2. Direct the Clerk of the Board to advertise said public hearing for May 8, 2018 at the hour of 9:00 a.m. or as soon as possible thereafter; and
3. At the conclusion of the public hearing, adopt Resolution No. 2018-076 adjusting the rates by the Consumer Price Index (CPI) and approving the additional rate categories.

ACTION: Policy, Clerk to Advertise, Set for Hearing



Steve Van Stockum, Director Environmental Health 4/3/2018

MINUTES OF THE BOARD OF SUPERVISORS

On motion of Supervisor Jeffries, seconded by Supervisor Perez and duly carried by unanimous vote, IT WAS ORDERED that the above matter is approved as recommended, and is set for public hearing Tuesday, May 8, 2018 at 9:00 a.m. or as soon as possible thereafter.

Ayes: Jeffries, Tavaglione, Washington, Perez and Ashley
Nays: None
Absent: None
Date: April 24, 2018
xc: Environmental Health, COB

Kecia Harper-Ihem
Clerk of the Board

By: 
Deputy
3.25

**SUBMITTAL TO THE BOARD OF SUPERVISORS COUNTY OF RIVERSIDE,
STATE OF CALIFORNIA**

FINANCIAL DATA	2018/19	2019/20	2020/21	2021/22
COST	\$ 0	\$ 0	\$ 0	\$ 0
NET COUNTY COST	\$ 0	\$ 0	\$ 0	\$ 0
SOURCE OF FUNDS:			Budget Adjustment:	No
			For Fiscal Year:	18/19

C.E.O. RECOMMENDATION: Approve

BACKGROUND:

Summary

Waste Collection Franchise Agreements covering most unincorporated portions of Riverside County were phased in between 1997 and 1998. Within each of the existing eleven Franchise Agreements is a provision for an annual adjustment of the rates effective each July 1st. The franchise areas (Areas) are spread throughout the entire county unincorporated area and are present within each Supervisor's District.

This adjustment allows a pass through for any changes to landfill costs including the Alternative Daily Cover surcharge or transfer station fees, plus an increase based on Consumer Price Index (CPI) for the balance of the rate. There will also be the continued adjustment of fees charged in Desert Center due to the reduction of the County subsidy. Costs are adjusted by the CPI for the Los Angeles/Anaheim/Orange County, California, as published by the United States Department of Labor, Bureau of Labor Statistics. The proposed rates were adjusted as delineated in the franchise agreement using a CPI of 3.6% for the twelve (12) month period January 2017 through December 2017.

The detailed rate calculation worksheets factoring in the CPI increase have been reviewed for accuracy and the updated rate sheets are maintained by the Department of Environmental Health.

Commercial Recycling Fees

State law requires all jurisdictions to provide a recycling option for all businesses accounts. This service is optional as long as the commercial account has other means of recycling. The revised rate sheets include rates for this optional service to comply with State law and also mirror the services provided in neighboring jurisdictions and incorporated areas by the same waste haulers.

As Requested Fees

The 2018/2019 rate sheets also contain a number of miscellaneous fees for specific, customer requested services outside the standard service delivery. Examples of these charges include extra residential pick-ups, concrete only loads, roll off delivery and retrieval, and commercial

**SUBMITTAL TO THE BOARD OF SUPERVISORS COUNTY OF RIVERSIDE,
STATE OF CALIFORNIA**

scout truck (small scale trash truck) services. These fees are only assessed when optional services are requested by the customer.

Impact on Residents and Businesses


CPI Changes - The current typical residential accounts pay between \$18.64 and \$34.24 per month. The approval of the proposed 3.6% increase would result in an increase of between \$0.67 and \$1.23 per month. The typical commercial customer pays between \$73.34 and \$1,853.14 per month depending on the level of service and frequency requested. The proposed 3.6% increase would result in an increase of between \$2.64 and \$66.71 per month for commercial accounts.

The approval of this change will result in no cost to the County; implementation expenses are borne by the franchisee.

ATTACHMENTS

Attachment A – Resolution 2018-076 Hauler Rates FY 18/19

Attachment B – Waste Hauler Rates FY 18-19



Gregory V. Priamos, Director County Counsel 4/5/2018