

SUBMITTAL TO THE BOARD OF SUPERVISORS
COUNTY OF RIVERSIDE, STATE OF CALIFORNIA



ITEM
9.5
(ID # 7088)

MEETING DATE:

Tuesday, July 17, 2018


FROM : TLMA-TRANSPORTATION:

SUBJECT: TRANSPORTATION AND LAND MANAGEMENT AGENCY/ TRANSPORTATION:
Public Hearing - Landscaping and Lighting Maintenance District No. 89-1-
Consolidated (L&LMD No. 89-1-C), Unincorporated Countywide Zones and
Street Lighting Zones, All Districts. [\$1,680,075 - Annual]; L&LMD No. 89-1-C –
100% (3.37 of 06/19/2018)

RECOMMENDED MOTION: That the Board of Supervisors:

1. Adopt Resolution No. 2018-089 a Resolution of the County of Riverside confirming the diagram and assessment for Zones 1, 3, 8, 10, 11, 15, 19, 24, 26, 28, 29, 31, 36, 39, 43, 44, 45, 53, 55, 57, 58, 66, 68, 72, 74, 83, 84, 86, 87, 89, 91, 92, 94, 97, 100, 103, 109, 110, 112, 119, 123, 124, 135, 138, 145, 146, 148, 149, 152, 153, 154, 155, 157, 160, 161, 162, 164, 166, 168, 171, 172, 174, 175, 180, 187, 188, 190, 191, 192, 193 and 195, and Street Lighting Zones 2, 3, 4, 9, 11, 12, 13, 14, 16, 20, 21, 22, 25, 29, 30, 31, 36, 37, 38, 42, 43, 44, 45, 46, 47, 48, 52, 53, 54, 55, 56, 57, 58, 61, 64, 65, 66, 67, 68, 72, 74, 75, 76, 78, 81, 82, 85, 89, 95, 97, 99, 101, 103, 104, 107, 108, 109 and 110 of L&LMD No. 89-1-C and levying assessments on all assessable lots and parcels of land therein for fiscal year 2018-19.


ACTION:


Patricia Romo, Director of Transportation 6/19/2018

MINUTES OF THE BOARD OF SUPERVISORS

On motion of Supervisor Jeffries, seconded by Supervisor Ashley and duly carried by unanimous vote, IT WAS ORDERED that the above matter is approved as recommended.

Ayes: Jeffries, Tavaglione, Washington, Perez and Ashley
Nays: None
Absent: None
Date: July 17, 2018
xc: Transp., Auditor

Kecia Harper-Ihem
Clerk of the Board
By: 
Deputy

**SUBMITTAL TO THE BOARD OF SUPERVISORS COUNTY OF RIVERSIDE,
STATE OF CALIFORNIA**

| FINANCIAL DATA | Current Fiscal Year: | Next Fiscal Year: | Total Cost: | Ongoing Cost |
|---|-----------------------------|--------------------------|---------------------------|---------------------|
| COST | \$ 1,680,075 | \$0 | \$1,680,075 | \$0 |
| NET COUNTY COST | \$0 | \$0 | \$0 | \$0 |
| SOURCE OF FUNDS: L&LMD No. 89-1-C – 100%. There are no General Funds used in this project. | | | Budget Adjustment: | N/A |
| | | | For Fiscal Year: | 18/19 |

C.E.O. RECOMMENDATION: Approve

BACKGROUND:

At the direction of the County of Riverside Board of Supervisors, L&LMD No. 89-1-C was formed in 1994 by Resolution No. 94-389 and authorized to levy an annual assessment to pay for the installation and maintenance of landscaping and streetlights within L&LMD No. 89-1-C. Since that date, L&LMD No. 89-1-C has included zone-specific improvements such as the maintenance and servicing of landscaping, trails, fossil filters, bio-swales, streetlights, traffic signals, bridge lights, and graffiti abatement.

The combined Annual Engineer's Report for fiscal year 2018-2019 was prepared in compliance with the requirement of Article 4, Chapter 1 of the Landscaping and Lighting Act of 1972, which is Part 2, Division 15 of the California Streets and Highways Code. The County initiates proceedings for the annual levy of assessments by passing a resolution, which proposes the annual levy under the Landscaping and Lighting Act of 1972. This resolution also describes the improvements, describes the location of the District and finally orders an engineer, who is a registered professional engineer certified by the State of California, to prepare and file a detailed report.

In November 1996, California voters passed Proposition 218, Right to Vote on Taxes Act, which added Articles XIII C and XIII D to the California Constitution. A County may levy annual assessments for an assessment district after complying with the requirements of the Landscaping and Lighting Act of 1972, and the provisions of Proposition 218 Right to Vote on Taxes Act.

The proposed assessments for Zones 1, 3, 8, 10, 11, 15, 19, 24, 26, 28, 29, 31, 36, 39, 43, 44, 45, 53, 55, 57, 58, 66, 68, 72, 74, 83, 84, 86, 87, 89, 91, 92, 94, 97, 100, 103, 109, 110, 112, 119, 123, 124, 135, 138, 145, 146, 148, 149, 152, 153, 154, 155, 157, 160, 161, 162, 164, 166, 168, 171, 172, 174, 175, 180, 187, 188, 190, 191, 192, 193 and 195, and Street Lighting Zones 2, 3, 4, 9, 11, 12, 13, 14, 16, 20, 21, 22, 25, 29, 30, 31, 36, 37, 38, 42, 43, 44, 45, 46, 47, 48, 52, 53, 54, 55, 56, 57, 58, 61, 64, 65, 66, 67, 68, 72, 74, 75, 76, 78, 81, 82, 85, 89, 95, 97, 99, 101, 103, 104, 107, 108, 109 and 110 of L&LMD No. 89-1-C are described in Attachment A.

**SUBMITTAL TO THE BOARD OF SUPERVISORS COUNTY OF RIVERSIDE,
STATE OF CALIFORNIA**

Pursuant to the Landscaping and Lighting Act of 1972 and Resolution No. 2018-089, a public hearing is scheduled for July 17, 2018 to receive testimony regarding the assessment levy for fiscal year 2018-19 for Zones 1, 3, 8, 10, 11, 15, 19, 24, 26, 28, 29, 31, 36, 39, 43, 44, 45, 53, 55, 57, 58, 66, 68, 72, 74, 83, 84, 86, 87, 89, 91, 92, 94, 97, 100, 103, 109, 110, 112, 119, 123, 124, 135, 138, 145, 146, 148, 149, 152, 153, 154, 155, 157, 160, 161, 162, 164, 166, 168, 171, 172, 174, 175, 180, 187, 188, 190, 191, 192, 193 and 195, and Street Lighting Zones 2, 3, 4, 9, 11, 12, 13, 14, 16, 20, 21, 22, 25, 29, 30, 31, 36, 37, 38, 42, 43, 44, 45, 46, 47, 48, 52, 53, 54, 55, 56, 57, 58, 61, 64, 65, 66, 67, 68, 72, 74, 75, 76, 78, 81, 82, 85, 89, 95, 97, 99, 101, 103, 104, 107, 108, 109 and 110 of L&LMD No. 89 1 C. Notice of the public hearing was given by publication of a certified copy of Resolution No. 2018-089 in The Press Enterprise at least ten (10) days prior to the public hearing date of July 17, 2018.

Adoption of Resolution No. 2018-089 confirms the assessment levy, as indicated in the Engineer's Report for fiscal year 2018-2019 for L&LMD No. 89-1-C and orders the placement of the annual assessment on the County of Riverside's Assessment Roll.

Impact on Residents and Businesses

L&LMD No. 89-1-C is a County-wide district; however, only the property owners within the boundaries of each Zone within L&LMD No. 89-1-C are impacted by the assessments collected for the maintenance of the improvements within these zones, as described in Attachment A and the Engineer's Report.

Depending on the time the Zones were annexed into L&LMD No. 89-1-C and the type of improvements, the mailed assessment ballot proposition approved by the property owners provides for these assessments and that either no inflation factor was established (Zones 1 and 3), a two percent (2%) inflation factor was established, or the annual assessment may be increased each year by the greater of two percent (2%) or the cumulative percentage increase, if any, in the Consumer Price Index (CPI-U), or the Consumer Price Index for electricity (CPI-UE "for electricity"), for the Los Angeles-Riverside-Orange County California Standard Metropolitan Statistical Area (the "Index") as the Index stands as of March of each calendar year.

SUPPLEMENTAL:

Additional Fiscal Information

The annual budget for fiscal year 2018-2019 totals \$1,680,075. For Fiscal Year 2018-2019 the inflation factor, when appropriate, will be two percent (2%).

The inflation factor affects the maximum assessment, which is the maximum allowable assessment to be placed on a parcel, acre, or equivalent dwelling unit (EDU) within the L&LMD No. 89-1-C. Zones may be assessed at the maximum assessment if needed; however, some zones are assessed less depending on overall annual maintenance costs and existing reserves, if any.

SUBMITTAL TO THE BOARD OF SUPERVISORS COUNTY OF RIVERSIDE,
STATE OF CALIFORNIA

ATTACHMENTS:

- A. Resolution No. 2018-089
- B. Attachment A



Gregory F. Priaplos, Director County Counsel 7/5/2018

2 RESOLUTION NO. 2018-089

3 RESOLUTION OF THE BOARD OF SUPERVISORS CONFIRMING THE DIAGRAM AND
 4 ASSESSMENT FOR ZONES 1, 3, 8, 10, 11, 15, 19, 24, 26, 28, 29, 31, 36, 39, 43, 44, 45,
 5 53, 55, 57, 58, 66, 68, 72, 74, 83, 84, 86, 87, 89, 91, 92, 94, 97, 100, 103, 109, 110, 112,
 6 119, 123, 124, 135, 138, 145, 146, 148, 149, 152, 153, 154, 155, 157, 160, 161, 162, 164,
 7 166, 168, 171, 172, 174, 175, 180, 187, 188, 190, 191, 192, 193 AND 195, AND STREET
 8 LIGHTING ZONES 2, 3, 4, 9, 11, 12, 13, 14, 16, 20, 21, 22, 25, 29, 30, 31, 36, 37, 38, 42,
 9 43, 44, 45, 46, 47, 48, 52, 53, 54, 55, 56, 57, 58, 61, 64, 65, 66, 67, 68, 72, 74, 75, 76, 78,
 10 81, 82, 85, 89, 95, 97, 99, 101, 103, 104, 107, 108, 109, AND 110 OF
 11 LANDSCAPING AND LIGHTING MAINTENANCE DISTRICT NO. 89-1-CONSOLIDATED
 12 OF THE COUNTY OF RIVERSIDE AND LEVYING ASSESSMENTS ON ALL
 13 LOTS AND PARCELS OF LAND THEREIN FOR FISCAL YEAR 2018-19

14 WHEREAS, on June 19, 2018, the Board of Supervisors (hereinafter the "Board of Supervisors") of
 15 the County of Riverside (hereinafter the "County"), adopted Resolution No. 2018-088, pursuant to Section
 16 22624 of the Streets and Highways Code (hereinafter the "Streets and Highways Code"), which among
 17 other things, scheduled a public hearing on the annual levy and collection of assessments on all lots and
 18 parcels of assessable land in 71 Assessment Zones (hereinafter "Zone 1", "Zone 3", "Zone 8", "Zone 10",
 19 "Zone 11", "Zone 15", "Zone 19", "Zone 24", "Zone 26", "Zone 28", "Zone 29", "Zone 31", "Zone 36",
 20 "Zone 39", "Zone 43", "Zone 44", "Zone 45", "Zone 53", "Zone 55", "Zone 57", "Zone 58", "Zone 66",
 21 "Zone 68", "Zone 72", "Zone 74", "Zone 83", "Zone 84", "Zone 86", "Zone 87", "Zone 89", "Zone 91",
 22 "Zone 92", "Zone 94", "Zone 97", "Zone 100", "Zone 103", "Zone 109", "Zone 110", "Zone 112", "Zone 119",
 23 "Zone 123", "Zone 124", "Zone 135", "Zone 138", "Zone 145", "Zone 146", "Zone 148", "Zone 149",
 24 "Zone 152", "Zone 153", "Zone 154", "Zone 155", "Zone 157", "Zone 160", "Zone 161", "Zone 162",
 25 "Zone 164", "Zone 166", "Zone 168", "Zone 171", "Zone 172", "Zone 174", "Zone 175", "Zone 180",
 26 "Zone 187", "Zone 188", "Zone 190", "Zone 191", "Zone 192", "Zone 193", and "Zone 195"; and 58 Street
 27 Lighting Assessment Zones (hereinafter "Street Lighting Zone 2", "Street Lighting Zone 3", "Street Lighting
 28 Zone 4", "Street Lighting Zone 9", "Street Lighting Zone 11", "Street Lighting Zone 12", "Street Lighting
 Zone 13", "Street Lighting Zone 14", "Street Lighting Zone 16", "Street Lighting Zone 20", "Street Lighting
 Zone 21", "Street Lighting Zone 22", "Street Lighting Zone 25", "Street Lighting Zone 29", "Street Lighting
 Zone 30", "Street Lighting Zone 31", "Street Lighting Zone 36", "Street Lighting Zone 37", "Street Lighting
 Zone 38", "Street Lighting Zone 42", "Street Lighting Zone 43", "Street Lighting Zone 44", "Street Lighting

FORM APPROVED COUNTY COUNSEL
 BY: MCT 7/3/2018
 MICHAEL C. THOMAS DATE

1 Zone 45", "Street Lighting Zone 46", "Street Lighting Zone 47", "Street Lighting Zone 48", "Street Lighting
2 Zone 52", "Street Lighting Zone 53", "Street Lighting Zone 54", "Street Lighting Zone 55", "Street Lighting
3 Zone 56", "Street Lighting Zone 57", "Street Lighting Zone 58", "Street Lighting Zone 61", "Street Lighting
4 Zone 64", "Street Lighting Zone 65", "Street Lighting Zone 66", "Street Lighting Zone 67", "Street Lighting
5 Zone 68", "Street Lighting Zone 72", "Street Lighting Zone 74", "Street Lighting Zone 75", "Street Lighting
6 Zone 76", "Street Lighting Zone 78", "Street Lighting Zone 81", "Street Lighting Zone 82", "Street Lighting
7 Zone 85", "Street Lighting Zone 89", "Street Lighting Zone 95", "Street Lighting Zone 97", "Street Lighting
8 Zone 99", "Street Lighting Zone 101", "Street Lighting Zone 103", "Street Lighting Zone 104", "Street
9 Lighting Zone 107", "Street Lighting Zone 108", "Street Lighting Zone 109", and "Street Lighting Zone 110",
10 and collectively "Street Lighting Zones"); of Landscaping and Lighting Maintenance District No. 89-1-
11 Consolidated (hereinafter "L&LMD No. 89-1-C") for FY 2018-19 to pay the costs of the installation and
12 planting of landscaping; the installation of multi-purpose trails; the installation of fencing; the installation of
13 stormwater runoff catch basin filters; the installation of irrigation or electrical facilities; and the maintenance
14 and servicing of such landscaping, multi-purpose trail, fencing, stormwater runoff catch basin filter,
15 streetlight, traffic signal, and bridge light improvements, including the provision of electricity for streetlights,
16 traffic signals, and bridge lights, and graffiti abatement within the public rights-of-way, for July 17, 2018, at
17 the meeting room of the Board of Supervisors at 4080 Lemon Street, 1st Floor, Riverside, California; and

18 **WHEREAS**, notice of said public hearing was duly published as required by Resolution No. 2018-
19 088 and Section 22626(a) of the Streets and Highways code; and

20 **WHEREAS**, at the time and place of said public hearing, as set forth in Resolution No. 2018-088,
21 the Board of Supervisors held the public hearing and afforded all interested persons an opportunity to
22 testify and be heard, and considered all oral statements and all written protests or communications made or
23 filed by any interested persons and at the conclusion of said hearing determined that a majority protest had
24 not been received; and

25 **WHEREAS**, the Board of Supervisors may proceed, pursuant to Section 22631 of the Streets and
26 Highways Code, to adopt a resolution confirming the diagram and assessment, either as originally
27 proposed, or as changed by it, and the adoption of such a resolution shall constitute the levy of an
28 assessment on all assessable lots and parcels of land within L&LMD No. 89-1-C for FY 2018-19.

1 **NOW, THEREFORE, BE IT RESOLVED, FOUND, DETERMINED, AND ORDERED** by the Board of
2 Supervisors of the County assembled in regular session on July 17, 2018 as follows:

3 **Section 1. Findings.** That the Board of Supervisors finds:

- 4 (a) the preceding recitals are correct;
- 5 (b) compliance has been had with all of the requirements of the Landscaping and Lighting Act
6 of 1972, Part 2 (commencing with Section 22500) of Division 15 of the Streets and
7 Highways Code;
- 8 (c) a majority protest to the annual levy for existing Zones 1, 3, 8, 10, 11, 15, 19, 24, 26, 28, 29,
9 31, 36, 39, 43, 44, 45, 53, 55, 57, 58, 66, 68, 72, 74, 83, 84, 86, 87, 89, 91, 92, 94, 97, 100,
10 103, 109, 110, 112, 119, 123, 124, 135, 138, 145, 146, 148, 149, 152, 153, 154, 155, 157,
11 160, 161, 162, 164, 166, 168, 171, 172, 174, 175, 180, 187, 188, 190, 191, 192, 193 and
12 195, and Street Lighting Zones 2, 3, 4, 9, 11, 12, 13, 14, 16, 20, 21, 22, 25, 29, 30, 31, 36,
13 37, 38, 42, 43, 44, 45, 46, 47, 48, 52, 53, 54, 55, 56, 57, 58, 61, 64, 65, 66, 67, 68, 72, 74,
14 75, 76, 78, 81, 82, 85, 89, 95, 97, 99, 101, 103, 104, 107, 108, 109, and 110 of L&LMD No.
15 89-1-C has not been filed;
- 16 (d) the Board of Supervisors may proceed to adopt a resolution confirming the diagram and
17 assessment for L&LMD No. 89-1-C either as originally proposed or as changed by it; and
18 the assessments to be levied on the assessable lots and parcels of land in Zones 1, 3, 8,
19 10, 11, 15, 19, 24, 26, 28, 29, 31, 36, 39, 43, 44, 45, 53, 55, 57, 58, 66, 68, 72, 74, 83, 84,
20 86, 87, 89, 91, 92, 94, 97, 100, 103, 109, 110, 112, 119, 123, 124, 135, 138, 145, 146, 148,
21 149, 152, 153, 154, 155, 157, 160, 161, 162, 164, 166, 168, 171, 172, 174, 175, 180, 187,
22 188, 190, 191, 192, 193, and 195, and Street Lighting Zones 2, 3, 4, 9, 11, 12, 13, 14, 16,
23 20, 21, 22, 25, 29, 30, 31, 36, 37, 38, 42, 43, 44, 45, 46, 47, 48, 52, 53, 54, 55, 56, 57, 58,
24 61, 64, 65, 66, 67, 68, 72, 74, 75, 76, 78, 81, 82, 85, 89, 95, 97, 99, 101, 103, 104, 107,
25 108, 109, and 110, of L&LMD No. 89-1-C for the installation and planting of landscaping; the
26 installation of multi-purpose trails; the installation of fencing; the installation of stormwater
27 runoff catch basin filters; the installation of irrigation or electrical facilities; and the
28 maintenance and servicing of such landscaping, multi-purpose trails, fencing, stormwater

1 runoff catch basin filters, streetlights, traffic signals, and bridge lights, including the provision
2 of electricity for streetlights, traffic signals, and bridge lights, and graffiti abatement; within
3 the public rights-of-way in said district during FY 2018-19 contained in the report to the
4 Director of Transportation which is on file with the Clerk of the Board of Supervisors
5 (hereinafter the "Report") are based on benefits derived by such lots and parcels.

6 **Section 2. Authorized Improvements for Zones.** The improvements authorized for Zones 1, 3,
7 8, 10, 11, 15, 19, 24, 26, 28, 29, 31, 36, 39, 43, 45, 53, 57, 58, 66, 68, 74, 83, 84, 87, 91, 92, 97, 100, 103,
8 112, 119, 135, 138, 148, 152, 153, 154, 160, 161, 166, 171, 188, and 195 of L&LMD No. 89-1-C are:

- 9 (a) The installation and planting of landscaping, including trees, shrubs, grass and other
10 ornamental vegetation; and,
11 (b) The installation of irrigation and electrical facilities; and
12 (c) The maintenance or servicing of any of the foregoing.

13 In addition, Zones 11, 28, 29, 43, 74, 91, 92, 100, and 112 are authorized to provide the following:

- 14 (a) Weed abatement and debris clean-up of multi-purpose trails;
15 (b) Maintenance, repair and/or replacement of fencing.

16 In addition, Zones 74, 84, 91, 92, 97, 100, 103, 112, and 119 are authorized to provide the following:

- 17 (a) Providing graffiti abatement services to walls and structures within the public right-of-way
18 including incidental costs and expenses.

19 In addition, Zones 15, 19, 53, 57, 58, and 84 are authorized to provide the following:

- 20 (a) Maintenance, repair and/or replacement of stormwater runoff catch basin filters within catch
21 basins within the public right-of-way including incidental costs and expenses.

22 In addition, Zone 68 is authorized to provide the following:

- 23 (a) Maintenance and servicing of bio-swales within the public right-of-way including the removal
24 of petroleum hydrocarbons and other pollutants from water runoff.

25 In addition Zones 43, 135, and 161 are authorized to provide the following:

- 26 (a) The maintenance and servicing of traffic signals within the public right-of-way including
27 incidental costs and expenses.

1 In addition, Zones 8, 43, 58, 135, 148, 154, 160, 166, 188 and 195 are authorized to provide the following:

- 2 (a) The maintenance and servicing of streetlights within the public right-of-ways including
3 incidental costs and expenses.

4 **Section 3. Authorized Improvements for Zones.** The improvements authorized for Zones 44,
5 55, 72, 86, 89, 94, 110, 149, 162, 168, 172, 187, 190, 191, and 193 of L&LMD No. 89-1-C are:

- 6 (a) Maintenance, repair and/or replacement of stormwater runoff catch basin filters within catch
7 basins within the public right-of-way including incidental costs and expenses.

8 In addition Zones 86, 89, 94, 149, 187, 191 and 193 are authorized to provide the following:

- 9 (a) The maintenance and servicing of streetlights within the public right-of-way including
10 incidental costs and expenses.

11 In addition Zones 72, 86, 149, 162, 172, 187, 191, and 193 are authorized to provide the following:

- 12 (a) The maintenance and servicing of traffic signals within the public right-of-way including
13 incidental costs and expenses.

14 **Section 4. Authorized Improvements for Zones.** The improvements authorized for Zones 109,
15 123, 124, 145, 146, 155, 174, 175, 180 and 192 of L&LMD No. 89-1-C are:

- 16 (a) The maintenance and servicing of traffic signals within the public right-of-way including
17 incidental costs and expenses.

18 In addition Zones 123, 124, 146, 174, 180 and 192 are authorized to provide the following:

- 19 (a) The maintenance and servicing of streetlights within the public right-of-way including
20 incidental costs and expenses.

21 **Section 5. Improvements.** The improvements authorized for Zones 157 and 164 of L&LMD No.
22 89-1-C are:

- 23 (a) Maintenance and servicing of bio-swales within the public right-of-way including the
24 removal of petroleum hydrocarbons and other pollutants from water runoff.

25 **Section 6. Authorized Improvements for Zones.** The improvements authorized for Street
26 Lighting Zones 2, 3, 4, 9, 11, 12, 13, 14, 16, 20, 21, 22, 25, 29, 30, 31, 36, 37, 38, 42, 43, 44, 45, 46, 47,
27 48, 52, 53, 54, 55, 56, 57, 58, 61, 64, 65, 66, 67, 68, 72, 74, 75, 76, 78, 81, 82, 85, 89, 95, 97, 99, 101, 103,
28

1 104, 107, 108, 109, and 110 of L&LMD No. 89-1-C are:

- 2 (a) Maintenance and servicing of streetlights within the public right-of-way including incidental
3 costs and expenses.

4 **Section 7. Confirmation of Report.** The Report and the assessment diagram and the
5 assessment of the estimated costs of the installation, and maintenance and servicing of landscaping
6 improvements, multi-purpose trails, fencing, stormwater runoff catch basin filters, streetlights, traffic signals,
7 and bridge lights, including the provision of electricity for streetlights, traffic signals, and bridge lights, and
8 graffiti abatement, in Zones 1, 3, 8, 10, 11, 15, 19, 24, 26, 28, 29, 31, 36, 39, 43, 44, 45, 53, 55, 57, 58, 66,
9 68, 72, 74, 83, 84, 86, 87, 89, 91, 92, 94, 97, 100, 103, 109, 110, 112, 119, 123, 124, 135, 138, 145, 146,
10 148, 149, 152, 153, 154, 155, 157, 160, 161, 162, 164, 166, 168, 171, 172, 174, 175, 180, 187, 188, 190,
11 191, 192, 193, and 195, and Street Lighting Zones 2, 3, 4, 9, 11, 12, 13, 14, 16, 20, 21, 22, 25, 29, 30, 31,
12 36, 37, 38, 42, 43, 44, 45, 46, 47, 48, 52, 53, 54, 55, 56, 57, 58, 61, 64, 65, 66, 67, 68, 72, 74, 75, 76, 78,
13 81, 82, 85, 89, 95, 97, 99, 101, 103, 104, 107, 108, 109, and 110 of L&LMD No. 89-1-C for FY 2018-19
14 contained in the Report are confirmed.

15 **Section 8. Levy of Assessment.** Pursuant to Section 22631 of the Streets and Highways
16 Code, the adoption of this resolution constitutes the levy of the assessment for the installation, and
17 maintenance and servicing improvements in Zones 1, 3, 8, 10, 11, 15, 19, 24, 26, 28, 29, 31, 36, 39, 43, 44,
18 45, 53, 55, 57, 58, 66, 68, 72, 74, 83, 84, 86, 87, 89, 91, 92, 94, 97, 100, 103, 109, 110, 112, 119, 123, 124,
19 135, 138, 145, 146, 148, 149, 152, 153, 154, 155, 157, 160, 161, 162, 164, 166, 168, 171, 172, 174, 175,
20 180, 187, 188, 190, 191, 192, 193, and 195, and Street Lighting Zones 2, 3, 4, 9, 11, 12, 13, 14, 16, 20, 21,
21 22, 25, 29, 30, 31, 36, 37, 38, 42, 43, 44, 45, 46, 47, 48, 52, 53, 54, 55, 56, 57, 58, 61, 64, 65, 66, 67, 68,
22 72, 74, 75, 76, 78, 81, 82, 85, 89, 95, 97, 99, 101, 103, 104, 107, 108, 109, and 110 of L&LMD No. 89-1-C
23 for FY 2018-19 contained in the Report, and such assessment is levied. The Clerk of the Board of
24 Supervisors is directed to file a certified copy of this resolution, together with the diagram and assessment
25 contained in the Report with the County Auditor of the County of Riverside, who, pursuant to Section 22645
26 of Streets and Highways Code, shall enter on the County Assessment Roll opposite each lot or parcel of
27 land the amount assessed thereupon, as shown in said assessment.

28

1
2
3
4
5
6
7
8
9
10
11
12
13
14
15
16
17
18
19
20
21
22
23
24
25
26
27
28

Section 9. Effective Date. This Resolution shall take effect from and after its date of adoption.


ROLL CALL:

Ayes: Jeffries, Tavaglione, Washington, Perez and Ashley
Nays: None
Absent: None

The foregoing is certified to be a true copy of a resolution duly adopted by said Board of Supervisors on the date therein set forth.

KECIA HARPER-IHEM, Clerk of said Board

By



Deputy

ATTACHMENT A

The District contains 71 separate zones of benefits and 58 street lighting zones of benefits:

- Zone 1 – Bermuda Dunes area
- Zone 3 – Menifee, Sun City, and Nuevo area
- Zone 8 – Home Gardens area
- Zone 10 – Glen Ivy Hot Springs area
- Zone 11 – Woodcrest area
- Zone 15 – La Sierra area
- Zone 19 – Murrieta Hot Springs area
- Zone 24 – Temecula area
- Zone 26 – Woodcrest area
- Zone 28 – West Elsinore area
- Zone 29 – Lakeland Village area
- Zone 31 – Hemet area
- Zone 36 – Thermal area
- Zone 39 – Mead Valley area
- Zone 43 – El Cerrito area
- Zone 44 – Menifee area
- Zone 45 – Lake Hills area
- Zone 53 – French Valley area
- Zone 55 – French Valley area
- Zone 57 – Rancho California area
- Zone 58 – Woodcrest area
- Zone 66 – Homeland area
- Zone 68 – Woodcrest area
- Zone 72 – Highgrove area
- Zone 74 – Lakehills, Riverside, and Woodcrest area
- Zone 83 – Bermuda Dunes and Del Web Sun City area
- Zone 84 – Mead Valley area
- Zone 86 – Winchester area
- Zone 87 – Thousand Palms area
- Zone 89 – Mead Valley area
- Zone 91 – East Hemet area
- Zone 92 – Thermal area
- Zone 94 – Mead Valley area
- Zone 97 – Glenn Valley area
- Zone 100 – Rancho California area
- Zone 103 – Lake Elsinore and West Elsinore area
- Zone 109 – French Valley area
- Zone 110 – Lake Elsinore area
- Zone 112 – Woodcrest area
- Zone 119 – East Hemet area
- Zone 123 – Woodcrest area
- Zone 124 – Mead Valley area
- Zone 135 – Glen Ivy Hot Springs area
- Zone 138 – Mecca area
- Zone 145 – Mead Valley area
- Zone 146 – Highgrove area
- Zone 148 – Horsetheif Canyon area
- Zone 149 – Bermuda Dunes area
- Zone 152 – Glen Ivy Hot Springs area
- Zone 153 – Lakeland Village area
- Zone 154 – Rancho California area
- Zone 155 – French Valley area

ATTACHMENT A

Zone 157 – Rancho California area
Zone 160 – Anza area
Zone 161 – Glen Valley area
Zone 162 – French Valley area
Zone 164 – Rancho California area
Zone 166 – Hundred Palms area
Zone 168 – Glen Ivy Hot Springs/Horsethief Canyon area
Zone 171 – French Valley area
Zone 172 – French Valley area
Zone 174 – Mead Valley area
Zone 175 – Cabazon area
Zone 180 – Mead Valley area
Zone 187 – French Valley area
Zone 188 – Valle Vista area
Zone 190 – French Valley area
Zone 191 – French Valley area
Zone 192 – Woodcrest area
Zone 193 – Mead Valley area
Zone 195 – Lake Hills area
Street Lighting Zone 2 – Anza area
Street Lighting Zone 3 – Mead Valley area
Street Lighting Zone 4 – Thousand Palms area
Street Lighting Zone 9 – Murrieta Hot Springs area
Street Lighting Zone 11 – Homeland area
Street Lighting Zone 12 – Murrieta Hot Springs area
Street Lighting Zone 13 – Bermuda Dunes area
Street Lighting Zone 14 – Cherry Valley area
Street Lighting Zone 16 – Glen Ivy Hot Springs area
Street Lighting Zone 20 – Cherry Valley area
Street Lighting Zone 21 – Glen Ivy Hot Springs area
Street Lighting Zone 22 – Mead Valley area
Street Lighting Zone 25 – Home Gardens area
Street Lighting Zone 29 – Thousand Palms area
Street Lighting Zone 30 – Vista Santa Rosa area
Street Lighting Zone 31 – Bermuda Dunes area
Street Lighting Zone 36 – Thousand Palms area
Street Lighting Zone 37 – French Valley area
Street Lighting Zone 38 – Thousand Palms area
Street Lighting Zone 42 – Glen Ivy Hot Springs area
Street Lighting Zone 43 – Cherry Valley area
Street Lighting Zone 44 – Rancho California area
Street Lighting Zone 45 – Hemet and Valle Vista area
Street Lighting Zone 46 – Homeland area
Street Lighting Zone 47 – Glen Ivy Hot Springs area
Street Lighting Zone 48 – Romoland area
Street Lighting Zone 52 – Cathedral City area
Street Lighting Zone 53 – Horsethief Canyon area
Street Lighting Zone 54 – Rancho Mirage area
Street Lighting Zone 55 – Murrieta area
Street Lighting Zone 56 – Thermal area
Street Lighting Zone 57 – Murrieta area
Street Lighting Zone 58 – Rancho Mirage area
Street Lighting Zone 61 – Thousand Palms area
Street Lighting Zone 64 – Thousand Palms area

ATTACHMENT A

Street Lighting Zone 65 – Mead Valley area
Street Lighting Zone 66 – Home Gardens area
Street Lighting Zone 67 – Bermuda Dunes area
Street Lighting Zone 68 – Thousand Palms area
Street Lighting Zone 72 – East Hemet area
Street Lighting Zone 74 – Thousand Palms area
Street Lighting Zone 75 – Horsethief Canyon area
Street Lighting Zone 76 – Home Gardens area
Street Lighting Zone 78 – Valle Vista area
Street Lighting Zone 81 – Mecca area
Street Lighting Zone 82 – East Hemet area
Street Lighting Zone 85 – French Valley area
Street Lighting Zone 89 – Rancho California area
Street Lighting Zone 95 – Mead Valley area
Street Lighting Zone 97 – Mead Valley area
Street Lighting Zone 99 – Juniper Flats area
Street Lighting Zone 101 – Southeast Desert Hot Springs area
Street Lighting Zone 103 – North Palm Springs area
Street Lighting Zone 104 – West Blythe area
Street Lighting Zone 107 – Thousand Palms area
Street Lighting Zone 108 – Mead Valley area
Street Lighting Zone 109 – Woodcrest area
Street Lighting Zone 110 – Winchester area

ATTACHMENT A

Zone 1

For fiscal year 18-19, there is no proposed inflationary increase in the maximum assessment for Zone 1 and is consistent with ballot proposition approved by the qualified electors when establishing said zone. The proposed maximum assessment for fiscal year 18-19 for Zone 1 of the District is \$178.52 per acre.

Zone 1 was established 21 years ago with an assessment of \$178.52 per acre per year. The proposed budget for 18-19 is \$14,777.89.

Zone 3

For fiscal year 18-19, there is no proposed inflationary increase in the maximum assessment for Zone 3 and is consistent with ballot proposition approved by the qualified electors when establishing said zone. The proposed maximum assessment for fiscal year 18-19 for Zone 3 of the District is \$77.68 per parcel.

Zone 3 was established 20 years ago with an assessment of \$77.68 per parcel per year. The proposed budget for 18-19 is \$24,391.52.

Zone 8

For fiscal year 18-19, there is a proposed two percent (2%) inflationary increase in the maximum assessment for Zone 8 and is consistent with ballot proposition approved by the qualified electors when establishing said zone. The proposed maximum assessment for fiscal year 18-19 for Zone 8 of the District is \$50.16 per EDU (Equivalent Dwelling Unit).

Zone 8 was established 18 years ago with an assessment of \$41.16 per edu per year. The proposed budget for 18-19 is \$136,570.39.

| | | | | |
|----------------------------------|---|--------|---|----------------------------|
| 1 Single Family Unit | = | 1 EDU | = | \$50.16 per year |
| 1 Multi-Family Unit | = | .7 EDU | = | \$35.11 per year |
| 1 Commercial acre | = | 8 EDU | = | \$401.26 per year/per acre |
| 1 Industrial acre | = | 4 EDU | = | \$200.63 per year/per acre |
| 1,000 sq. ft. of Church building | = | .5 EDU | = | \$25.08 per year/per acre |

Additionally \$22,888 in Ad Valorem monies is provided to Zone 8 annually.

Zone 10

For fiscal year 18-19, there is a proposed two percent (2%) inflationary increase in the maximum assessment for Zone 10 and is consistent with ballot proposition approved by the qualified electors when establishing said zone. The proposed maximum assessment for fiscal year 18-19 for Zone 10 of the District is \$412.03 per acre.

Zone 10 was established 17 years ago with an assessment of \$321.32 per acre per year. The proposed budget for 18-19 is \$31,734.52.

ATTACHMENT A

Zone 10

For fiscal year 18-19, there is a proposed two percent (2%) inflationary increase in the maximum assessment for Zone 10 and is consistent with ballot proposition approved by the qualified electors when establishing said zone. The proposed maximum assessment for fiscal year 18-19 for Zone 10 of the District is \$412.03 per acre.

Zone 10 was established 17 years ago with an assessment of \$321.32 per acre per year. The proposed budget for 18-19 is \$31,734.52.

Zone 11

For fiscal year 18-19, there is a proposed two percent (2%) inflationary increase in the maximum assessment for Zone 11 and is consistent with ballot proposition approved by the qualified electors when establishing said zone. The proposed maximum assessment for fiscal year 18-19 for Zone 11 of the District is \$138.55 per parcel.

Zone 11 was established 14 years ago with an assessment of \$109.00 per parcel per year. The proposed budget for 18-19 is \$33,667.67.

Zone 15

For fiscal year 18-19, there is a proposed two percent (2%) inflationary increase in the maximum assessment for Zone 15 and is consistent with ballot proposition approved by the qualified electors when establishing said zone. The proposed maximum assessment for fiscal year 18-19 for Zone 15 of the District is \$425.27 per parcel.

Zone 15 was established 16 years ago with an assessment of \$345.50 per parcel per year. The proposed budget for 18-19 is \$43,823.59.

Zone 19

For fiscal year 18-19, there is a proposed two percent (2%) inflationary increase in the maximum assessment for Zone 19 and is consistent with ballot proposition approved by the qualified electors when establishing said zone. The proposed maximum assessment for fiscal year 18-19 for Zone 19 of the District is \$217.12 per parcel.

Zone 19 was established 16 years ago with an assessment of \$152.02 per parcel per year. The proposed budget for 18-19 is \$40,167.40.

ATTACHMENT A

Zone 24

For fiscal year 18-19, there is a proposed two percent (2%) inflationary increase in the maximum assessment for Zone 24 and is consistent with ballot proposition approved by the qualified electors when establishing said zone. The proposed maximum assessment for fiscal year 18-19 for Zone 24 of the District is \$136.75 per parcel.

Zone 24 was established 15 years ago with an assessment of \$100.00 per parcel per year. The proposed budget for 18-19 is \$42,939.56.

Zone 26

For fiscal year 18-19, there is a proposed two percent (2%) inflationary increase in the maximum assessment for Zone 26 and is consistent with ballot proposition approved by the qualified electors when establishing said zone. The proposed maximum assessment for fiscal year 18-19 for Zone 26 of the District is \$149.99 per parcel.

Zone 26 was established 15 years ago with an assessment of \$111.46 per parcel per year. The proposed budget for 18-19 is \$62,547.71.

Zone 28

For fiscal year 18-19, there is a proposed two percent (2%) inflationary increase in the maximum assessment for Zone 28 and is consistent with ballot proposition approved by the qualified electors when establishing said zone. The proposed maximum assessment for fiscal year 18-19 for Zone 28 of the District is \$118.14 per parcel.

Zone 28 was established 15 years ago with an assessment of \$87.76 per parcel per year. The proposed budget for 18-19 is \$11,577.47.

Zone 29

For fiscal year 18-19, there is a proposed two percent (2%) inflationary increase in the maximum assessment for Zone 29 and is consistent with ballot proposition approved by the qualified electors when establishing said zone. The proposed maximum assessment for fiscal year 18-19 for Zone 29 of the District is \$94.20 per parcel.

Zone 29 was established 15 years ago with an assessment of \$70.00 per parcel per year. The proposed budget for 18-19 is \$12,245.71.

ATTACHMENT A

Zone 31

For fiscal year 18-19, there is a proposed two percent (2%) inflationary increase in the maximum assessment for Zone 31 and is consistent with ballot proposition approved by the qualified electors when establishing said zone. The proposed maximum assessment for fiscal year 18-19 for Zone 31 of the District is \$317.83 per parcel.

Zone 31 was established 15 years ago with an assessment of \$250.00 per parcel per year. The proposed budget for 18-19 is \$18,778.50.

Zone 36

For fiscal year 18-19, there is a proposed two percent (2%) inflationary increase in the maximum assessment for Zone 36 and is consistent with ballot proposition approved by the qualified electors when establishing said zone. The proposed maximum assessment for fiscal year 18-19 for Zone 36 of the District is \$124.27 per parcel.

Zone 36 was established 14 years ago with an assessment of \$92.30 per parcel per year. The proposed budget for 18-19 is \$13,172.13.

Zone 39

For fiscal year 18-19, there is a proposed two percent (2%) inflationary increase in the maximum assessment for Zone 39 and is consistent with ballot proposition approved by the qualified electors when establishing said zone. The proposed maximum assessment for fiscal year 18-19 for Zone 39 of the District is \$57.82 per parcel.

Zone 39 was established 14 years ago with an assessment of \$47.00 per parcel per year. The proposed budget for 18-19 is \$7,400.32.

Zone 43

For fiscal year 18-19, there is a proposed two percent (2%) inflationary increase in the maximum assessment for Zone 43 and is consistent with ballot proposition approved by the qualified electors when establishing said zone. The proposed maximum assessment for fiscal year 18-19 for Zone 43 of the District is \$169.51 per parcel.

Zone 43 was established 13 years ago with an assessment of \$140.50 per parcel per year. The proposed budget for 18-19 is \$87,468.40.

ATTACHMENT A

Zone 44

For fiscal year 18-19, there is a proposed two percent (2%) inflationary increase in the maximum assessment for Zone 44 and is consistent with ballot proposition approved by the qualified electors when establishing said zone. The proposed maximum assessment for fiscal year 18-19 for Zone 44 of the District is \$64.00 per parcel.

Zone 44 was established 13 years ago with an assessment of \$55.72 per parcel per year. The proposed budget for 18-19 is \$55,884.89.

Zone 45

For fiscal year 18-19, there is a proposed two percent (2%) inflationary increase in the maximum assessment for Zone 45 and is consistent with ballot proposition approved by the qualified electors when establishing said zone. The proposed maximum assessment for fiscal year 18-19 for Zone 45 of the District is \$272.81 per parcel.

Zone 45 was established 13 years ago with an assessment of \$206.72 per parcel per year. The proposed budget for 18-19 is \$57,018.06.

Zone 53

For fiscal year 18-19, there is a proposed two percent (2%) inflationary increase in the maximum assessment for Zone 53 and is consistent with ballot proposition approved by the qualified electors when establishing said zone. The proposed maximum assessment for fiscal year 18-19 for Zone 53 of the District is \$470.16 per parcel.

Zone 53 was established 13 years ago with an assessment of \$356.24 per parcel per year. The proposed budget for 18-19 is \$15,045.02.

Zone 55

For fiscal year 18-19, there is a proposed two percent (2%) inflationary increase in the maximum assessment for Zone 55 and is consistent with ballot proposition approved by the qualified electors when establishing said zone. The proposed maximum assessment for fiscal year 18-19 for Zone 55 of the District is \$73.31 per parcel.

Zone 55 was established 13 years ago with an assessment of \$65.12 per parcel per year. The proposed budget for 18-19 is \$6,304.37.

ATTACHMENT A

Zone 57

For fiscal year 18-19, there is a proposed two percent (2%) inflationary increase in the maximum assessment for Zone 57 and is consistent with ballot proposition approved by the qualified electors when establishing said zone. The proposed maximum assessment for fiscal year 18-19 for Zone 57 of the District is \$304.32 per parcel.

Zone 57 was established 12 years ago with an assessment of \$230.56 per parcel per year. The proposed budget for 18-19 is \$16,433.12.

Zone 58

For fiscal year 18-19, there is a proposed two percent (2%) inflationary increase in the maximum assessment for Zone 58 and is consistent with ballot proposition approved by the qualified electors when establishing said zone. The proposed maximum assessment for fiscal year 18-19 for Zone 58 of the District is \$789.97 per parcel.

Zone 58 was established 12 years ago with an assessment of \$641.78 per parcel per year. The proposed budget for 18-19 is \$7,109.69.

Zone 66

For fiscal year 18-19, there is a proposed two percent (2%) inflationary increase in the maximum assessment for Zone 66 and is consistent with ballot proposition approved by the qualified electors when establishing said zone. The proposed maximum assessment for fiscal year 18-19 for Zone 66 of the District is \$248.34 per parcel.

Zone 66 was established 12 years ago with an assessment of \$216.22 per parcel per year. The proposed budget for 18-19 is \$7,698.65.

Zone 68

For fiscal year 18-19, there is a proposed two percent (2%) inflationary increase in the maximum assessment for Zone 68 and is consistent with ballot proposition approved by the qualified electors when establishing said zone. The proposed maximum assessment for fiscal year 18-19 for Zone 68 of the District is \$687.68 per parcel.

Zone 68 was established 12 years ago with an assessment of \$586.96 per parcel per year. The proposed budget for 18-19 is \$15,816.72.

ATTACHMENT A

Zone 72

For fiscal year 18-19, there is a proposed two percent (2%) inflationary increase in the maximum assessment for Zone 72 and is consistent with ballot proposition approved by the qualified electors when establishing said zone. The proposed maximum assessment for fiscal year 18-19 for Zone 72 of the District is \$248.81 per parcel.

Zone 72 was established 10 years ago with an assessment of \$212.38 per parcel per year. The proposed budget for 18-19 is \$57,535.74.

Zone 74

For fiscal year 18-19, there is a proposed two percent (2%) inflationary increase in the maximum assessment for Zone 74 and is consistent with ballot proposition approved by the qualified electors when establishing said zone. The proposed maximum assessment for fiscal year 18-19 for Zone 74 of the District is \$633.86 per parcel.

Zone 74 was established 11 years ago with an assessment of \$525.26 per parcel per year. The proposed budget for 18-19 is \$77,871.00.

Zone 83

For fiscal year 18-19, there is a proposed two percent (2%) inflationary increase in the maximum assessment for Zone 83 and is consistent with ballot proposition approved by the qualified electors when establishing said zone. The proposed maximum assessment for fiscal year 18-19 for Zone 83 of the District is \$553.91 per acre.

Zone 83 was established 11 years ago with an assessment of \$454.44 per acre per year. The proposed budget for 18-19 is \$6,868.47.

Zone 84

For fiscal year 18-19, there is a proposed two percent (2%) inflationary increase in the maximum assessment for Zone 84 and is consistent with ballot proposition approved by the qualified electors when establishing said zone. The proposed maximum assessment for fiscal year 18-19 for Zone 84 of the District is \$279.82 per parcel.

Zone 84 was established 11 years ago with an assessment of \$238.84 per parcel per year. The proposed budget for 18-19 is \$35,816.40.

ATTACHMENT A

Zone 86

For fiscal year 18-19, there is a proposed two percent (2%) inflationary increase in the maximum assessment for Zone 86 and is consistent with ballot proposition approved by the qualified electors when establishing said zone. The proposed maximum assessment for fiscal year 18-19 for Zone 86 of the District is \$229.22 per parcel.

Zone 86 was established 11 years ago with an assessment of \$195.66 per parcel per year. The proposed budget for 18-19 is \$15,587.02.

Zone 87

For fiscal year 18-19, there is a proposed two percent (2%) inflationary increase in the maximum assessment for Zone 87 and is consistent with ballot proposition approved by the qualified electors when establishing said zone. The proposed maximum assessment for fiscal year 18-19 for Zone 87 of the District is \$233.63 per acre.

Zone 87 was established 11 years ago with an assessment of \$199.42 per acre per year. The proposed budget for 18-19 is \$38,875.00.

Zone 89

For fiscal year 18-19, there is a proposed two percent (2%) inflationary increase in the maximum assessment for Zone 89 and is consistent with ballot proposition approved by the qualified electors when establishing said zone. The proposed maximum assessment for fiscal year 18-19 for Zone 89 of the District is \$107.02 per acre.

Zone 89 was established 11 years ago with an assessment of \$89.56 per acre per year. The proposed budget for 18-19 is \$5,011.54.

Zone 91

For fiscal year 18-19, there is a proposed two percent (2%) inflationary increase in the maximum assessment for Zone 91 and is consistent with ballot proposition approved by the qualified electors when establishing said zone. The proposed maximum assessment for fiscal year 18-19 for Zone 91 of the District is \$649.58 per parcel.

Zone 91 was established 11 years ago with an assessment of \$565.52 per parcel per year. The proposed budget for 18-19 is \$16,239.60.

ATTACHMENT A

Zone 92

For fiscal year 18-19, there is a proposed two percent (2%) inflationary increase in the maximum assessment for Zone 92 and is consistent with ballot proposition approved by the qualified electors when establishing said zone. The proposed maximum assessment for fiscal year 18-19 for Zone 92 of the District is \$710.60 per parcel.

Zone 92 was established 11 years ago with an assessment of \$606.54 per parcel per year. The proposed budget for 18-19 is \$15,633.28.

Zone 94

For fiscal year 18-19, there is a proposed two percent (2%) inflationary increase in the maximum assessment for Zone 94 and is consistent with ballot proposition approved by the qualified electors when establishing said zone. The proposed maximum assessment for fiscal year 18-19 for Zone 94 of the District is \$854.74 per acre.

Zone 94 was established 11 years ago with an assessment of \$744.12 per acre per year. The proposed budget for 18-19 is \$6,547.31.

Zone 97

For fiscal year 18-19, there is a proposed two percent (2%) inflationary increase in the maximum assessment for Zone 97 and is consistent with ballot proposition approved by the qualified electors when establishing said zone. The proposed maximum assessment for fiscal year 18-19 for Zone 97 of the District is \$376.22 per parcel.

Zone 97 was established 11 years ago with an assessment of \$305.66 per parcel per year. The proposed budget for 18-19 is \$49,660.91.

Zone 100

For fiscal year 18-19, there is a proposed two percent (2%) inflationary increase in the maximum assessment for Zone 100 and is consistent with ballot proposition approved by the qualified electors when establishing said zone. The proposed maximum assessment for fiscal year 18-19 for Zone 100 of the District is \$867.79 per parcel.

Zone 100 was established 10 years ago with an assessment of \$733.50 per parcel per year. The proposed budget for 18-19 is \$32,108.13.

ATTACHMENT A

Zone 103

For fiscal year 18-19, there is a proposed two percent (2%) inflationary increase in the maximum assessment for Zone 103 and is consistent with ballot proposition approved by the qualified electors when establishing said zone. The proposed maximum assessment for fiscal year 18-19 for Zone 103 of the District is \$59.94 per parcel.

Zone 103 was established 10 years ago with an assessment of \$51.18 per parcel per year. The proposed budget for 18-19 is \$8,151.49.

Zone 109

For fiscal year 18-19, there is a proposed two percent (2%) inflationary increase in the maximum assessment for Zone 109 and is consistent with ballot proposition approved by the qualified electors when establishing said zone. The proposed maximum assessment for fiscal year 18-19 for Zone 109 of the District is \$8.24 per parcel.

Zone 109 was established 10 years ago with an assessment of \$6.10 per parcel per year. The proposed budget for 18-19 is \$3,510.24.

Zone 110

For fiscal year 18-19, there is a proposed two percent (2%) inflationary increase in the maximum assessment for Zone 110 and is consistent with ballot proposition approved by the qualified electors when establishing said zone. The proposed maximum assessment for fiscal year 18-19 for Zone 110 of the District is \$116.46 per parcel.

Zone 110 was established 10 years ago with an assessment of \$99.58 per parcel per year. The proposed budget for 18-19 is \$9,899.41.

Zone 112

For fiscal year 18-19, there is a proposed two percent (2%) inflationary increase in the maximum assessment for Zone 112 and is consistent with ballot proposition approved by the qualified electors when establishing said zone. The proposed maximum assessment for fiscal year 18-19 for Zone 112 of the District is \$418.93 per parcel.

Zone 112 was established 10 years ago with an assessment of \$357.58 per parcel per year. The proposed budget for 18-19 is \$54,879.50.

ATTACHMENT A

Zone 123

For fiscal year 18-19, there is a proposed two percent (2%) inflationary increase in the maximum assessment for Zone 123 and is consistent with ballot proposition approved by the qualified electors when establishing said zone. The proposed maximum assessment for fiscal year 18-19 for Zone 123 of the District is \$456.53 per acre.

Zone 123 was established 9 years ago with an assessment of \$336.72 per acre per year. The proposed budget for 18-19 is \$2,218.72.

Zone 124

For fiscal year 18-19, there is a proposed two percent (2%) inflationary increase in the maximum assessment for Zone 124 and is consistent with ballot proposition approved by the qualified electors when establishing said zone. The proposed maximum assessment for fiscal year 18-19 for Zone 124 of the District is \$754.66 per acre.

Zone 124 was established 9 years ago with an assessment of \$556.60 per acre per year. The proposed budget for 18-19 is \$2,565.86.

Zone 135

For fiscal year 18-19, there is a proposed two percent (2%) inflationary increase in the maximum assessment for Zone 135 and is consistent with ballot proposition approved by the qualified electors when establishing said zone. The proposed maximum assessment for fiscal year 18-19 for Zone 135 of the District is \$17.66 per EDU (Equivalent Dwelling Unit).

Zone 135 was established 9 years ago with an assessment of \$14.52 per edu per year. The proposed budget for 18-19 is \$5,719.71.

| | | | | |
|----------------------|---|-------|---|----------------------------|
| 1 Single Family Unit | = | 1 EDU | = | \$17.66 per year |
| 1 Commercial acre | = | 8 EDU | = | \$141.24 per year/per acre |

Zone 138

For fiscal year 18-19, there is a proposed two percent (2%) inflationary increase in the maximum assessment for Zone 138 and is consistent with ballot proposition approved by the qualified electors when establishing said zone. The proposed maximum assessment for fiscal year 18-19 for Zone 138 of the District is \$1,333.06 per acre.

Zone 138 was established 9 years ago with an assessment of \$1,126.74 per acre per year. The proposed budget for 18-19 is \$24,421.74.

ATTACHMENT A

Zone 138

For fiscal year 18-19, there is a proposed two percent (2%) inflationary increase in the maximum assessment for Zone 138 and is consistent with ballot proposition approved by the qualified electors when establishing said zone. The proposed maximum assessment for fiscal year 18-19 for Zone 138 of the District is \$1,333.06 per acre.

Zone 138 was established 9 years ago with an assessment of \$1,126.74 per acre per year. The proposed budget for 18-19 is \$24,421.74.

Zone 145

For fiscal year 18-19, there is a proposed two percent (2%) inflationary increase in the maximum assessment for Zone 145 and is consistent with ballot proposition approved by the qualified electors when establishing said zone. The proposed maximum assessment for fiscal year 18-19 for Zone 145 of the District is \$136.57 per-acre.

Zone 145 was established 8 years ago with an assessment of \$103.76 per acre per year. The proposed budget for 18-19 is \$3,806.30.

Zone 146

For fiscal year 18-19, there is a proposed two percent (2%) inflationary increase in the maximum assessment for Zone 146 and is consistent with ballot proposition approved by the qualified electors when establishing said zone. The proposed maximum assessment for fiscal year 18-19 for Zone 146 of the District is \$912.49 per acre.

Zone 146 was established 8 years ago with an assessment of \$693.12 per acre per year. The proposed budget for 18-19 is \$1,240.99.

Zone 148

For fiscal year 18-19, there is a proposed two percent (2%) inflationary increase in the maximum assessment for Zone 148 and is consistent with ballot proposition approved by the qualified electors when establishing said zone. The proposed maximum assessment for fiscal year 18-19 for Zone 148 of the District is \$136.02 per acre.

Zone 148 was established 8 years ago with an assessment of \$106.44 per acre per year. The proposed budget for 18-19 is \$421.67.

ATTACHMENT A

Zone 149

For fiscal year 18-19, there is a proposed two percent (2%) inflationary increase in the maximum assessment for Zone 149 and is consistent with ballot proposition approved by the qualified electors when establishing said zone. The proposed maximum assessment for fiscal year 18-19 for Zone 149 of the District is \$474.36 per acre.

Zone 149 was established 8 years ago with an assessment of \$412.96 per acre per year. The proposed budget for 18-19 is \$1,802.57.

Zone 152

For fiscal year 18-19, there is a proposed two percent (2%) inflationary increase in the maximum assessment for Zone 152 and is consistent with ballot proposition approved by the qualified electors when establishing said zone. The proposed maximum assessment for fiscal year 18-19 for Zone 152 of the District is \$746.94 per acre.

Zone 152 was established 7 years ago with an assessment of \$650.26 per acre per year. The proposed budget for 18-19 is \$552.74.

Zone 153

For fiscal year 18-19, there is a proposed two percent (2%) inflationary increase in the maximum assessment for Zone 153 and is consistent with ballot proposition approved by the qualified electors when establishing said zone. The proposed maximum assessment for fiscal year 18-19 for Zone 153 of the District is \$1,914.44 per acre.

Zone 153 was established 7 years ago with an assessment of \$1,666.66 per acre per year. The proposed budget for 18-19 is \$478.61.

Zone 154

For fiscal year 18-19, there is a proposed two percent (2%) inflationary increase in the maximum assessment for Zone 154 and is consistent with ballot proposition approved by the qualified electors when establishing said zone. The proposed maximum assessment for fiscal year 18-19 for Zone 154 of the District is \$709.71 per acre.

Zone 154 was established 7 years ago with an assessment of \$133.86 per acre per year. The proposed budget for 18-19 is \$3,498.85.

ATTACHMENT A

Zone 155

For fiscal year 18-19, there is a proposed two percent (2%) inflationary increase in the maximum assessment for Zone 155 and is consistent with ballot proposition approved by the qualified electors when establishing said zone. The proposed maximum assessment for fiscal year 18-19 for Zone 155 of the District is \$531.50 per acre.

Zone 155 was established 7 years ago with an assessment of \$415.82 per acre per year. The proposed budget for 18-19 is \$738.78.

Zone 157

For fiscal year 18-19, there is a proposed two percent (2%) inflationary increase in the maximum assessment for Zone 157 and is consistent with ballot proposition approved by the qualified electors when establishing said zone. The proposed maximum assessment for fiscal year 18-19 for Zone 157 of the District is \$942.42 per acre.

Zone 157 was established 7 years ago with an assessment of \$820.46 per acre per year. The proposed budget for 18-19 is \$8,293.25.

Zone 160

For fiscal year 18-19, there is a proposed two percent (2%) inflationary increase in the maximum assessment for Zone 160 and is consistent with ballot proposition approved by the qualified electors when establishing said zone. The proposed maximum assessment for fiscal year 18-19 for Zone 160 of the District is \$144.07 per acre.

Zone 160 was established 6 years ago with an assessment of \$127.94 per acre per year. The proposed budget for 18-19 is \$426.46.

Zone 161

For fiscal year 18-19, there is a proposed two percent (2%) inflationary increase in the maximum assessment for Zone 161 and is consistent with ballot proposition approved by the qualified electors when establishing said zone. The proposed maximum assessment for fiscal year 18-19 for Zone 161 of the District is \$418.34 per acre.

Zone 161 was established 6 years ago with an assessment of \$364.22 per acre per year. The proposed budget for 18-19 is \$6,270.99.

ATTACHMENT A

Zone 162

For fiscal year 18-19, there is a proposed two percent (2%) inflationary increase in the maximum assessment for Zone 162 and is consistent with ballot proposition approved by the qualified electors when establishing said zone. The proposed maximum assessment for fiscal year 18-19 for Zone 162 of the District is \$117.20 per parcel.

Zone 162 was established 6 years ago with an assessment of \$104.08 per parcel per year. The proposed budget for 18-19 is \$17,954.98.

Zone 164

For fiscal year 18-19, there is a proposed two percent (2%) inflationary increase in the maximum assessment for Zone 164 and is consistent with ballot proposition approved by the qualified electors when establishing said zone. The proposed maximum assessment for fiscal year 18-19 for Zone 164 of the District is \$104.63 per acre.

Zone 164 was established 6 years ago with an assessment of \$92.94 per acre per year. The proposed budget for 18-19 is \$2,129.28.

Zone 166

For fiscal year 18-19, there is a proposed two percent (2%) inflationary increase in the maximum assessment for Zone 166 and is consistent with ballot proposition approved by the qualified electors when establishing said zone. The proposed maximum assessment for fiscal year 18-19 for Zone 166 of the District is \$359.83 per acre.

Zone 166 was established 6 years ago with an assessment of \$319.54 per acre per year. The proposed budget for 18-19 is \$384.98.

Zone 168

For fiscal year 18-19, there is a proposed two percent (2%) inflationary increase in the maximum assessment for Zone 168 and is consistent with ballot proposition approved by the qualified electors when establishing said zone. The proposed maximum assessment for fiscal year 18-19 for Zone 168 of the District is \$67.37 per parcel.

Zone 168 was established 6 years ago with an assessment of \$59.82 per parcel per year. The proposed budget for 18-19 is \$17,582.50.

ATTACHMENT A

Zone 171

For fiscal year 18-19, there is a proposed two percent (2%) inflationary increase in the maximum assessment for Zone 171 and is consistent with ballot proposition approved by the qualified electors when establishing said zone. The proposed maximum assessment for fiscal year 18-19 for Zone 171 of the District is \$2,207.48 per acre.

Zone 171 was established 6 years ago with an assessment of \$1,960.20 per acre per year. The proposed budget for 18-19 is \$10,220.63.

Zone 172

For fiscal year 18-19, there is a proposed two percent (2%) inflationary increase in the maximum assessment for Zone 172 and is consistent with ballot proposition approved by the qualified electors when establishing said zone. The proposed maximum assessment for fiscal year 18-19 for Zone 172 of the District is \$104.23 per parcel.

Zone 172 was established 6 years ago with an assessment of \$92.56 per parcel per year. The proposed budget for 18-19 is \$52,322.10.

Zone 174

For fiscal year 18-19, there is a proposed two percent (2%) inflationary increase in the maximum assessment for Zone 174 and is consistent with ballot proposition approved by the qualified electors when establishing said zone. The proposed maximum assessment for fiscal year 18-19 for Zone 174 of the District is \$264.94 per acre.

Zone 174 was established 6 years ago with an assessment of \$211.42 per acre per year. The proposed budget for 18-19 is \$16,245.99.

Zone 175

For fiscal year 18-19, there is a proposed two percent (2%) inflationary increase in the maximum assessment for Zone 175 and is consistent with ballot proposition approved by the qualified electors when establishing said zone. The proposed maximum assessment for fiscal year 18-19 for Zone 175 of the District is \$4,375.72 per parcel.

Zone 175 was established 5 years ago with an assessment of \$4,042.50 per parcel per year. The proposed budget for 18-19 is \$4,375.72.

ATTACHMENT A

Zone 180

For fiscal year 18-19, there is a proposed two percent (2%) inflationary increase in the maximum assessment for Zone 180 and is consistent with ballot proposition approved by the qualified electors when establishing said zone. The proposed maximum assessment for fiscal year 18-19 for Zone 180 of the District is \$1,251.81 per parcel.

Zone 180 was established 5 years ago with an assessment of \$881.48 per parcel per year. The proposed budget for 18-19 is \$2,067.37.

Zone 187

For fiscal year 18-19, there is a proposed two percent (2%) inflationary increase in the maximum assessment for Zone 187 and is consistent with ballot proposition approved by the qualified electors when establishing said zone. The proposed maximum assessment for fiscal year 18-19 for Zone 187 of the District is \$69.87 per parcel.

Zone 187 was established 4 years ago with an assessment of \$882.48 per parcel per year. The proposed budget for 18-19 is \$7,196.95.

Zone 188

For fiscal year 18-19, there is a proposed two percent (2%) inflationary increase in the maximum assessment for Zone 188 and is consistent with ballot proposition approved by the qualified electors when establishing said zone. The proposed maximum assessment for fiscal year 18-19 for Zone 188 of the District is \$829.15 per parcel.

Zone 188 was established 4 years ago with an assessment of \$883.48 per parcel per year. The proposed budget for 18-19 is \$829.15.

Zone 190

For fiscal year 18-19, there is a proposed two percent (2%) inflationary increase in the maximum assessment for Zone 190 and is consistent with ballot proposition approved by the qualified electors when establishing said zone. The proposed maximum assessment for fiscal year 18-19 for Zone 190 of the District is \$24.96 per parcel.

Zone 190 was established 4 years ago with an assessment of \$884.48 per parcel per year. The proposed budget for 18-19 is \$1,044.23.

ATTACHMENT A

Zone 191

For fiscal year 18-19, there is a proposed two percent (2%) inflationary increase in the maximum assessment for Zone 191 and is consistent with ballot proposition approved by the qualified electors when establishing said zone. The proposed maximum assessment for fiscal year 18-19 for Zone 191 of the District is \$268.49 per acre.

Zone 191 was established 4 years ago with an assessment of \$253.00 per acre per year. The proposed budget for 18-19 is \$15,024.45.

Zone 192

For fiscal year 18-19, there is a proposed two percent (2%) inflationary increase in the maximum assessment for Zone 192 and is consistent with ballot proposition approved by the qualified electors when establishing said zone. The proposed maximum assessment for fiscal year 18-19 for Zone 192 of the District is \$436.16 per acre.

Zone 192 was established 4 years ago with an assessment of \$411.00 per acre per year. The proposed budget for 18-19 is \$2,019.40.

Zone 193

For fiscal year 18-19, there is a proposed two percent (2%) inflationary increase in the maximum assessment for Zone 193 and is consistent with ballot proposition approved by the qualified electors when establishing said zone. The proposed maximum assessment for fiscal year 18-19 for Zone 193 of the District is \$81.71 per acre.

Zone 193 was established 4 years ago with an assessment of \$75.00 per acre per year. The proposed budget for 18-19 is \$8,216.98.

Zone 195

For fiscal year 18-19, there is a proposed two percent (2%) inflationary increase in the maximum assessment for Zone 195 and is consistent with ballot proposition approved by the qualified electors when establishing said zone. The proposed maximum assessment for fiscal year 18-19 for Zone 195 of the District is \$258.85 per parcel.

Zone 195 was established 4 years ago with an assessment of \$248.80 per parcel per year. The proposed budget for 18-19 is \$8,283.25.

ATTACHMENT A

Street Lighting Zone 2

For fiscal year 18-19, there is a proposed two percent (2%) inflationary increase in the maximum assessment for Street Lighting Zone 2 and is consistent with ballot proposition approved by the qualified electors when establishing said zone. The proposed maximum assessment for fiscal year 18-19 for Street Lighting Zone 2 of the District is \$186.21 per parcel.

Street Lighting Zone 2 was established 11 years ago with an assessment of \$120 per parcel per year. The proposed budget for 18-19 is \$186.21.

Street Lighting Zone 3

For fiscal year 18-19, there is a proposed two percent (2%) inflationary increase in the maximum assessment for Street Lighting Zone 3 and is consistent with ballot proposition approved by the qualified electors when establishing said zone. The proposed maximum assessment for fiscal year 18-19 for Street Lighting Zone 3 of the District is \$287.06 per parcel.

Street Lighting Zone 3 was established 12 years ago with an assessment of \$544 per parcel per year. The proposed budget for 18-19 is \$861.18.

Street Lighting Zone 4

For fiscal year 18-19, there is a proposed two percent (2%) inflationary increase in the maximum assessment for Street Lighting Zone 4 and is consistent with ballot proposition approved by the qualified electors when establishing said zone. The proposed maximum assessment for fiscal year 18-19 for Street Lighting Zone 4 of the District is \$56.75 per parcel.

Street Lighting Zone 4 was established 12 years ago with an assessment of \$366 per parcel per year. The proposed budget for 18-19 is \$567.53.

Street Lighting Zone 9

For fiscal year 18-19, there is a proposed two percent (2%) inflationary increase in the maximum assessment for Street Lighting Zone 9 and is consistent with ballot proposition approved by the qualified electors when establishing said zone. The proposed maximum assessment for fiscal year 18-19 for Street Lighting Zone 9 of the District is \$112.43 per acre.

Street Lighting Zone 9 was established 12 years ago with an assessment of \$71.01 per acre per year. The proposed budget for 18-19 is \$1,824.67.

Street Lighting Zone 11

For fiscal year 18-19, there is a proposed two percent (2%) inflationary increase in the maximum assessment for Street Lighting Zone 11 and is consistent with ballot proposition approved by the qualified electors when establishing said zone. The proposed maximum assessment for fiscal year 18-19 for Street Lighting Zone 11 of the District is \$71.09 per acre.

Street Lighting Zone 11 was established 12 years ago with an assessment of \$44.96 per acre per year. The proposed budget for 18-19 is \$314.93.

ATTACHMENT A

Street Lighting Zone 12

For fiscal year 18-19, there is a proposed two percent (2%) inflationary increase in the maximum assessment for Street Lighting Zone 12 and is consistent with ballot proposition approved by the qualified electors when establishing said zone. The proposed maximum assessment for fiscal year 18-19 for Street Lighting Zone 12 of the District is \$132.70 per acre.

Street Lighting Zone 12 was established 12 years ago with an assessment of \$83.84 per acre per year. The proposed budget for 18-19 is \$1,431.87.

Street Lighting Zone 13

For fiscal year 18-19, there is a proposed two percent (2%) inflationary increase in the maximum assessment for Street Lighting Zone 13 and is consistent with ballot proposition approved by the qualified electors when establishing said zone. The proposed maximum assessment for fiscal year 18-19 for Street Lighting Zone 13 of the District is \$209.76 per acre.

Street Lighting Zone 13 was established 12 years ago with an assessment of \$132.5 per acre per year. The proposed budget for 18-19 is \$2,032.53.

Street Lighting Zone 14

For fiscal year 18-19, there is a proposed two percent (2%) inflationary increase in the maximum assessment for Street Lighting Zone 14 and is consistent with ballot proposition approved by the qualified electors when establishing said zone. The proposed maximum assessment for fiscal year 18-19 for Street Lighting Zone 14 of the District is \$288.85 per parcel.

Street Lighting Zone 14 was established 12 years ago with an assessment of \$182.48 per parcel per year. The proposed budget for 18-19 is \$288.85.

Street Lighting Zone 16

For fiscal year 18-19, there is a proposed two percent (2%) inflationary increase in the maximum assessment for Street Lighting Zone 16 and is consistent with ballot proposition approved by the qualified electors when establishing said zone. The proposed maximum assessment for fiscal year 18-19 for Street Lighting Zone 16 of the District is \$21.63 per acre.

Street Lighting Zone 16 was established 12 years ago with an assessment of \$13.7 per acre per year. The proposed budget for 18-19 is \$1,666.15.

Street Lighting Zone 20

For fiscal year 18-19, there is a proposed two percent (2%) inflationary increase in the maximum assessment for Street Lighting Zone 20 and is consistent with ballot proposition approved by the qualified electors when establishing said zone. The proposed maximum assessment for fiscal year 18-19 for Street Lighting Zone 20 of the District is \$39.42 per parcel.

Street Lighting Zone 20 was established 12 years ago with an assessment of \$24.94 per parcel per year. The proposed budget for 18-19 is \$788.42.

ATTACHMENT A

Street Lighting Zone 21

For fiscal year 18-19, there is a proposed two percent (2%) inflationary increase in the maximum assessment for Street Lighting Zone 21 and is consistent with ballot proposition approved by the qualified electors when establishing said zone. The proposed maximum assessment for fiscal year 18-19 for Street Lighting Zone 21 of the District is \$60.79 per parcel.

Street Lighting Zone 21 was established 12 years ago with an assessment of \$41.6 per parcel per year. The proposed budget for 18-19 is \$303.95.

Street Lighting Zone 22

For fiscal year 18-19, there is a proposed two percent (2%) inflationary increase in the maximum assessment for Street Lighting Zone 22 and is consistent with ballot proposition approved by the qualified electors when establishing said zone. The proposed maximum assessment for fiscal year 18-19 for Street Lighting Zone 22 of the District is \$46.53 per acre.

Street Lighting Zone 22 was established 12 years ago with an assessment of \$29.43 per acre per year. The proposed budget for 18-19 is \$927.74.

Street Lighting Zone 25

For fiscal year 18-19, there is a proposed two percent (2%) inflationary increase in the maximum assessment for Street Lighting Zone 25 and is consistent with ballot proposition approved by the qualified electors when establishing said zone. The proposed maximum assessment for fiscal year 18-19 for Street Lighting Zone 25 of the District is \$125.85 per acre.

Street Lighting Zone 25 was established 12 years ago with an assessment of \$87.76 per acre per year. The proposed budget for 18-19 is \$299.52.

Street Lighting Zone 29

For fiscal year 18-19, there is a proposed two percent (2%) inflationary increase in the maximum assessment for Street Lighting Zone 29 and is consistent with ballot proposition approved by the qualified electors when establishing said zone. The proposed maximum assessment for fiscal year 18-19 for Street Lighting Zone 29 of the District is \$191.68 per acre.

Street Lighting Zone 29 was established 11 years ago with an assessment of \$123.52 per acre per year. The proposed budget for 18-19 is \$1,613.93.

Street Lighting Zone 30

For fiscal year 18-19, there is a proposed two percent (2%) inflationary increase in the maximum assessment for Street Lighting Zone 30 and is consistent with ballot proposition approved by the qualified electors when establishing said zone. The proposed maximum assessment for fiscal year 18-19 for Street Lighting Zone 30 of the District is \$7.12 per acre.

Street Lighting Zone 30 was established 11 years ago with an assessment of \$4.62 per acre per year. The proposed budget for 18-19 is \$409.19.

ATTACHMENT A

Street Lighting Zone 31

For fiscal year 18-19, there is a proposed two percent (2%) inflationary increase in the maximum assessment for Street Lighting Zone 31 and is consistent with ballot proposition approved by the qualified electors when establishing said zone. The proposed maximum assessment for fiscal year 18-19 for Street Lighting Zone 31 of the District is \$205.43 per acre.

Street Lighting Zone 31 was established 11 years ago with an assessment of \$132.4 per acre per year. The proposed budget for 18-19 is \$301.98.

Street Lighting Zone 36

For fiscal year 18-19, there is a proposed two percent (2%) inflationary increase in the maximum assessment for Street Lighting Zone 36 and is consistent with ballot proposition approved by the qualified electors when establishing said zone. The proposed maximum assessment for fiscal year 18-19 for Street Lighting Zone 36 of the District is \$55.02 per acre.

Street Lighting Zone 36 was established 11 years ago with an assessment of \$34.46 per acre per year. The proposed budget for 18-19 is \$619.48.

Street Lighting Zone 37

For fiscal year 18-19, there is a proposed two percent (2%) inflationary increase in the maximum assessment for Street Lighting Zone 37 and is consistent with ballot proposition approved by the qualified electors when establishing said zone. The proposed maximum assessment for fiscal year 18-19 for Street Lighting Zone 37 of the District is \$87.24 per acre.

Street Lighting Zone 37 was established 11 years ago with an assessment of \$56.24 per acre per year. The proposed budget for 18-19 is \$808.69.

Street Lighting Zone 38

For fiscal year 18-19, there is a proposed two percent (2%) inflationary increase in the maximum assessment for Street Lighting Zone 38 and is consistent with ballot proposition approved by the qualified electors when establishing said zone. The proposed maximum assessment for fiscal year 18-19 for Street Lighting Zone 38 of the District is \$883.91 per acre.

Street Lighting Zone 38 was established 11 years ago with an assessment of \$569.44 per acre per year. The proposed budget for 18-19 is \$318.21.

Street Lighting Zone 42

For fiscal year 18-19, there is a proposed two percent (2%) inflationary increase in the maximum assessment for Street Lighting Zone 42 and is consistent with ballot proposition approved by the qualified electors when establishing said zone. The proposed maximum assessment for fiscal year 18-19 for Street Lighting Zone 42 of the District is \$192.73 per acre.

Street Lighting Zone 42 was established 11 years ago with an assessment of \$126.66 per acre per year. The proposed budget for 18-19 is \$578.20.

ATTACHMENT A

Street Lighting Zone 43

For fiscal year 18-19, there is a proposed two percent (2%) inflationary increase in the maximum assessment for Street Lighting Zone 43 and is consistent with ballot proposition approved by the qualified electors when establishing said zone. The proposed maximum assessment for fiscal year 18-19 for Street Lighting Zone 43 of the District is \$89.71 per parcel.

Street Lighting Zone 43 was established 11 years ago with an assessment of \$57.8 per parcel per year. The proposed budget for 18-19 is \$448.57.

Street Lighting Zone 44

For fiscal year 18-19, there is a proposed two percent (2%) inflationary increase in the maximum assessment for Street Lighting Zone 44 and is consistent with ballot proposition approved by the qualified electors when establishing said zone. The proposed maximum assessment for fiscal year 18-19 for Street Lighting Zone 44 of the District is \$247.55 per acre.

Street Lighting Zone 44 was established 11 years ago with an assessment of \$159.5 per acre per year. The proposed budget for 18-19 is \$1,210.53.

Street Lighting Zone 45

For fiscal year 18-19, there is a proposed two percent (2%) inflationary increase in the maximum assessment for Street Lighting Zone 45 and is consistent with ballot proposition approved by the qualified electors when establishing said zone. The proposed maximum assessment for fiscal year 18-19 for Street Lighting Zone 45 of the District is \$30.68 per acre.

Street Lighting Zone 45 was established 11 years ago with an assessment of \$19.78 per acre per year. The proposed budget for 18-19 is \$312.34.

Street Lighting Zone 46

For fiscal year 18-19, there is a proposed two percent (2%) inflationary increase in the maximum assessment for Street Lighting Zone 46 and is consistent with ballot proposition approved by the qualified electors when establishing said zone. The proposed maximum assessment for fiscal year 18-19 for Street Lighting Zone 46 of the District is \$45.05 per acre.

Street Lighting Zone 46 was established 11 years ago with an assessment of \$29.06 per acre per year. The proposed budget for 18-19 is \$371.21.

Street Lighting Zone 47

For fiscal year 18-19, there is a proposed two percent (2%) inflationary increase in the maximum assessment for Street Lighting Zone 47 and is consistent with ballot proposition approved by the qualified electors when establishing said zone. The proposed maximum assessment for fiscal year 18-19 for Street Lighting Zone 47 of the District is \$74.88 per acre.

Street Lighting Zone 47 was established 11 years ago with an assessment of \$48.28 per acre per year. The proposed budget for 18-19 is \$5,767.82.

ATTACHMENT A

Street Lighting Zone 48

For fiscal year 18-19, there is a proposed two percent (2%) inflationary increase in the maximum assessment for Street Lighting Zone 48 and is consistent with ballot proposition approved by the qualified electors when establishing said zone. The proposed maximum assessment for fiscal year 18-19 for Street Lighting Zone 48 of the District is \$55.35 per acre.

Street Lighting Zone 48 was established 11 years ago with an assessment of \$35.68 per acre per year. The proposed budget for 18-19 is \$983.56.

Street Lighting Zone 52

For fiscal year 18-19, there is a proposed two percent (2%) inflationary increase in the maximum assessment for Street Lighting Zone 52 and is consistent with ballot proposition approved by the qualified electors when establishing said zone. The proposed maximum assessment for fiscal year 18-19 for Street Lighting Zone 52 of the District is \$126.23 per acre.

Street Lighting Zone 52 was established 11 years ago with an assessment of \$82.96 per acre per year. The proposed budget for 18-19 is \$1,104.53.

Street Lighting Zone 53

For fiscal year 18-19, there is a proposed two percent (2%) inflationary increase in the maximum assessment for Street Lighting Zone 53 and is consistent with ballot proposition approved by the qualified electors when establishing said zone. The proposed maximum assessment for fiscal year 18-19 for Street Lighting Zone 53 of the District is \$40.68 per acre.

Street Lighting Zone 53 was established 9 years ago with an assessment of \$28.84 per acre per year. The proposed budget for 18-19 is \$465.78.

Street Lighting Zone 54

For fiscal year 18-19, there is a proposed two percent (2%) inflationary increase in the maximum assessment for Street Lighting Zone 54 and is consistent with ballot proposition approved by the qualified electors when establishing said zone. The proposed maximum assessment for fiscal year 18-19 for Street Lighting Zone 54 of the District is \$161.43 per acre.

Street Lighting Zone 54 was established 11 years ago with an assessment of \$104.02 per acre per year. The proposed budget for 18-19 is \$918.53.

Street Lighting Zone 55

For fiscal year 18-19, there is a proposed two percent (2%) inflationary increase in the maximum assessment for Street Lighting Zone 55 and is consistent with ballot proposition approved by the qualified electors when establishing said zone. The proposed maximum assessment for fiscal year 18-19 for Street Lighting Zone 55 of the District is \$226.03 per acre.

Street Lighting Zone 55 was established 11 years ago with an assessment of \$145.66 per acre per year. The proposed budget for 18-19 is \$890.57.

ATTACHMENT A

Street Lighting Zone 56

For fiscal year 18-19, there is a proposed two percent (2%) inflationary increase in the maximum assessment for Street Lighting Zone 56 and is consistent with ballot proposition approved by the qualified electors when establishing said zone. The proposed maximum assessment for fiscal year 18-19 for Street Lighting Zone 56 of the District is \$3.85 per acre.

Street Lighting Zone 56 was established 11 years ago with an assessment of \$2.52 per acre per year. The proposed budget for 18-19 is \$221.35.

Street Lighting Zone 57

For fiscal year 18-19, there is a proposed two percent (2%) inflationary increase in the maximum assessment for Street Lighting Zone 57 and is consistent with ballot proposition approved by the qualified electors when establishing said zone. The proposed maximum assessment for fiscal year 18-19 for Street Lighting Zone 57 of the District is \$100.23 per acre.

Street Lighting Zone 57 was established 11 years ago with an assessment of \$64.6 per acre per year. The proposed budget for 18-19 is \$1,502.48.

Street Lighting Zone 58

For fiscal year 18-19, there is a proposed two percent (2%) inflationary increase in the maximum assessment for Street Lighting Zone 58 and is consistent with ballot proposition approved by the qualified electors when establishing said zone. The proposed maximum assessment for fiscal year 18-19 for Street Lighting Zone 58 of the District is \$3.92 per acre.

Street Lighting Zone 58 was established 11 years ago with an assessment of \$2.62 per acre per year. The proposed budget for 18-19 is \$656.95.

Street Lighting Zone 61

For fiscal year 18-19, there is a proposed two percent (2%) inflationary increase in the maximum assessment for Street Lighting Zone 61 and is consistent with ballot proposition approved by the qualified electors when establishing said zone. The proposed maximum assessment for fiscal year 18-19 for Street Lighting Zone 61 of the District is \$67.76 per acre.

Street Lighting Zone 61 was established 9 years ago with an assessment of \$48.04 per acre per year. The proposed budget for 18-19 is \$419.44.

Street Lighting Zone 64

For fiscal year 18-19, there is a proposed two percent (2%) inflationary increase in the maximum assessment for Street Lighting Zone 64 and is consistent with ballot proposition approved by the qualified electors when establishing said zone. The proposed maximum assessment for fiscal year 18-19 for Street Lighting Zone 64 of the District is \$1,995.09 per acre.

Street Lighting Zone 64 was established 9 years ago with an assessment of \$1414.3 per acre per year. The proposed budget for 18-19 is \$918.00.

ATTACHMENT A

Street Lighting Zone 65

For fiscal year 18-19, there is a proposed two percent (2%) inflationary increase in the maximum assessment for Street Lighting Zone 65 and is consistent with ballot proposition approved by the qualified electors when establishing said zone. The proposed maximum assessment for fiscal year 18-19 for Street Lighting Zone 65 of the District is \$158.74 per acre.

Street Lighting Zone 65 was established 9 years ago with an assessment of \$114.78 per acre per year. The proposed budget for 18-19 is \$1,825.56.

Street Lighting Zone 66

For fiscal year 18-19, there is a proposed two percent (2%) inflationary increase in the maximum assessment for Street Lighting Zone 66 and is consistent with ballot proposition approved by the qualified electors when establishing said zone. The proposed maximum assessment for fiscal year 18-19 for Street Lighting Zone 66 of the District is \$460.87 per acre.

Street Lighting Zone 66 was established 9 years ago with an assessment of \$326.74 per acre per year. The proposed budget for 18-19 is \$926.34.

Street Lighting Zone 67

For fiscal year 18-19, there is a proposed two percent (2%) inflationary increase in the maximum assessment for Street Lighting Zone 67 and is consistent with ballot proposition approved by the qualified electors when establishing said zone. The proposed maximum assessment for fiscal year 18-19 for Street Lighting Zone 67 of the District is \$315.33 per acre.

Street Lighting Zone 67 was established 9 years ago with an assessment of \$223.58 per acre per year. The proposed budget for 18-19 is \$2,327.17.

Street Lighting Zone 68

For fiscal year 18-19, there is a proposed two percent (2%) inflationary increase in the maximum assessment for Street Lighting Zone 68 and is consistent with ballot proposition approved by the qualified electors when establishing said zone. The proposed maximum assessment for fiscal year 18-19 for Street Lighting Zone 68 of the District is \$2.79 per acre.

Street Lighting Zone 68 was established 9 years ago with an assessment of \$2 per acre per year. The proposed budget for 18-19 is \$1,182.07.

Street Lighting Zone 72

For fiscal year 18-19, there is a proposed two percent (2%) inflationary increase in the maximum assessment for Street Lighting Zone 72 and is consistent with ballot proposition approved by the qualified electors when establishing said zone. The proposed maximum assessment for fiscal year 18-19 for Street Lighting Zone 72 of the District is \$132.99 per acre.

Street Lighting Zone 72 was established 9 years ago with an assessment of \$94.3 per acre per year. The proposed budget for 18-19 is \$465.48.

ATTACHMENT A

Street Lighting Zone 74

For fiscal year 18-19, there is a proposed two percent (2%) inflationary increase in the maximum assessment for Street Lighting Zone 74 and is consistent with ballot proposition approved by the qualified electors when establishing said zone. The proposed maximum assessment for fiscal year 18-19 for Street Lighting Zone 74 of the District is \$465.46 per acre.

Street Lighting Zone 74 was established 9 years ago with an assessment of \$330 per acre per year. The proposed budget for 18-19 is \$465.46.

Street Lighting Zone 75

For fiscal year 18-19, there is a proposed two percent (2%) inflationary increase in the maximum assessment for Street Lighting Zone 75 and is consistent with ballot proposition approved by the qualified electors when establishing said zone. The proposed maximum assessment for fiscal year 18-19 for Street Lighting Zone 75 of the District is \$117.23 per acre.

Street Lighting Zone 75 was established 9 years ago with an assessment of \$83.12 per acre per year. The proposed budget for 18-19 is \$465.41.

Street Lighting Zone 76

For fiscal year 18-19, there is a proposed two percent (2%) inflationary increase in the maximum assessment for Street Lighting Zone 76 and is consistent with ballot proposition approved by the qualified electors when establishing said zone. The proposed maximum assessment for fiscal year 18-19 for Street Lighting Zone 76 of the District is \$451.90 per acre.

Street Lighting Zone 76 was established 9 years ago with an assessment of \$320.38 per acre per year. The proposed budget for 18-19 is \$438.34.

Street Lighting Zone 78

For fiscal year 18-19, there is a proposed two percent (2%) inflationary increase in the maximum assessment for Street Lighting Zone 78 and is consistent with ballot proposition approved by the qualified electors when establishing said zone. The proposed maximum assessment for fiscal year 18-19 for Street Lighting Zone 78 of the District is \$147.88 per acre.

Street Lighting Zone 78 was established 8 years ago with an assessment of \$106.96 per acre per year. The proposed budget for 18-19 is \$1,802.69.

Street Lighting Zone 81

For fiscal year 18-19, there is a proposed two percent (2%) inflationary increase in the maximum assessment for Street Lighting Zone 81 and is consistent with ballot proposition approved by the qualified electors when establishing said zone. The proposed maximum assessment for fiscal year 18-19 for Street Lighting Zone 81 of the District is \$368.03 per acre.

Street Lighting Zone 81 was established 8 years ago with an assessment of \$266.12 per acre per year. The proposed budget for 18-19 is \$1,284.43.

ATTACHMENT A

Street Lighting Zone 82

For fiscal year 18-19, there is a proposed two percent (2%) inflationary increase in the maximum assessment for Street Lighting Zone 82 and is consistent with ballot proposition approved by the qualified electors when establishing said zone. The proposed maximum assessment for fiscal year 18-19 for Street Lighting Zone 82 of the District is \$566.93 per acre.

Street Lighting Zone 82 was established 8 years ago with an assessment of \$409.94 per acre per year. The proposed budget for 18-19 is \$878.75.

Street Lighting Zone 85

For fiscal year 18-19, there is a proposed two percent (2%) inflationary increase in the maximum assessment for Street Lighting Zone 85 and is consistent with ballot proposition approved by the qualified electors when establishing said zone. The proposed maximum assessment for fiscal year 18-19 for Street Lighting Zone 85 of the District is \$163.55 per acre.

Street Lighting Zone 85 was established 8 years ago with an assessment of \$118.28 per acre per year. The proposed budget for 18-19 is \$912.61.

Street Lighting Zone 89

For fiscal year 18-19, there is a proposed two percent (2%) inflationary increase in the maximum assessment for Street Lighting Zone 89 and is consistent with ballot proposition approved by the qualified electors when establishing said zone. The proposed maximum assessment for fiscal year 18-19 for Street Lighting Zone 89 of the District is \$27.37 per acre.

Street Lighting Zone 89 was established 7 years ago with an assessment of \$20.2 per acre per year. The proposed budget for 18-19 is \$432.22.

Street Lighting Zone 95

For fiscal year 18-19, there is a proposed two percent (2%) inflationary increase in the maximum assessment for Street Lighting Zone 95 and is consistent with ballot proposition approved by the qualified electors when establishing said zone. The proposed maximum assessment for fiscal year 18-19 for Street Lighting Zone 95 of the District is \$245.79 per acre.

Street Lighting Zone 95 was established 7 years ago with an assessment of \$181.32 per acre per year. The proposed budget for 18-19 is \$447.35.

Street Lighting Zone 97

For fiscal year 18-19, there is a proposed two percent (2%) inflationary increase in the maximum assessment for Street Lighting Zone 97 and is consistent with ballot proposition approved by the qualified electors when establishing said zone. The proposed maximum assessment for fiscal year 18-19 for Street Lighting Zone 97 of the District is \$240.32 per acre.

Street Lighting Zone 97 was established 6 years ago with an assessment of \$184.36 per acre per year. The proposed budget for 18-19 is \$430.18.

ATTACHMENT A

Street Lighting Zone 99

For fiscal year 18-19, there is a proposed two percent (2%) inflationary increase in the maximum assessment for Street Lighting Zone 99 and is consistent with ballot proposition approved by the qualified electors when establishing said zone. The proposed maximum assessment for fiscal year 18-19 for Street Lighting Zone 99 of the District is \$79.93 per acre.

Street Lighting Zone 99 was established 6 years ago with an assessment of \$61.34 per acre per year. The proposed budget for 18-19 is \$860.09.

Street Lighting Zone 101

For fiscal year 18-19, there is a proposed two percent (2%) inflationary increase in the maximum assessment for Street Lighting Zone 101 and is consistent with ballot proposition approved by the qualified electors when establishing said zone. The proposed maximum assessment for fiscal year 18-19 for Street Lighting Zone 101 of the District is \$1,139.61 per acre.

Street Lighting Zone 101 was established 5 years ago with an assessment of \$891.6 per acre per year. The proposed budget for 18-19 is \$774.94.

Street Lighting Zone 103

For fiscal year 18-19, there is a proposed two percent (2%) inflationary increase in the maximum assessment for Street Lighting Zone 103 and is consistent with ballot proposition approved by the qualified electors when establishing said zone. The proposed maximum assessment for fiscal year 18-19 for Street Lighting Zone 103 of the District is \$411.47 per acre.

Street Lighting Zone 103 was established 5 years ago with an assessment of \$321.94 per acre per year. The proposed budget for 18-19 is \$1,695.25.

Street Lighting Zone 104

For fiscal year 18-19, there is a proposed two percent (2%) inflationary increase in the maximum assessment for Street Lighting Zone 104 and is consistent with ballot proposition approved by the qualified electors when establishing said zone. The proposed maximum assessment for fiscal year 18-19 for Street Lighting Zone 104 of the District is \$60.97 per acre.

Street Lighting Zone 104 was established 5 years ago with an assessment of \$47.72 per acre per year. The proposed budget for 18-19 is \$843.18.

Street Lighting Zone 107

For fiscal year 18-19, there is a proposed two percent (2%) inflationary increase in the maximum assessment for Street Lighting Zone 107 and is consistent with ballot proposition approved by the qualified electors when establishing said zone. The proposed maximum assessment for fiscal year 18-19 for Street Lighting Zone 107 of the District is \$60.11 per parcel.

Street Lighting Zone 107 was established 3 years ago with an assessment of \$386.4 per parcel per year. The proposed budget for 18-19 is \$1,142.17.

ATTACHMENT A

Street Lighting Zone 108

For fiscal year 18-19, there is a proposed two percent (2%) inflationary increase in the maximum assessment for Street Lighting Zone 108 and is consistent with ballot proposition approved by the qualified electors when establishing said zone. The proposed maximum assessment for fiscal year 18-19 for Street Lighting Zone 108 of the District is \$213.30 per parcel.

Street Lighting Zone 108 was established 3 years ago with an assessment of \$386.4 per parcel per year. The proposed budget for 18-19 is \$213.30.

Street Lighting Zone 109

For fiscal year 18-19, there is a proposed two percent (2%) inflationary increase in the maximum assessment for Street Lighting Zone 109 and is consistent with ballot proposition approved by the qualified electors when establishing said zone. The proposed maximum assessment for fiscal year 18-19 for Street Lighting Zone 109 of the District is \$418.25 per parcel.


Street Lighting Zone 109 was established 3 years ago with an assessment of \$386.4 per parcel per year. The proposed budget for 18-19 is \$418.25.

Street Lighting Zone 110

For fiscal year 18-19, there is a proposed two percent (2%) inflationary increase in the maximum assessment for Street Lighting Zone 110 and is consistent with ballot proposition approved by the qualified electors when establishing said zone. The proposed maximum assessment for fiscal year 18-19 for Street Lighting Zone 110 of the District is \$891.41 per parcel.

Street Lighting Zone 110 was established 3 years ago with an assessment of \$840 per parcel per year. The proposed budget for 18-19 is \$891.41.

SUBMITTAL TO THE BOARD OF SUPERVISORS
COUNTY OF RIVERSIDE, STATE OF CALIFORNIA



ITEM
3.37
(ID # 6956)

MEETING DATE:
Tuesday, June 19, 2018


FROM : TLMA-TRANSPORTATION:

SUBJECT: TRANSPORTATION AND LAND MANAGEMENT AGENCY/TRANSPORTATION:
Adopt Resolution No. 2018-087 and Resolution No. 2018-088. Landscaping and Lighting Maintenance District No. 89-1-Consolidated (L&LMD 89-1-C), Unincorporated Countywide Zones and Street Light Zones. All Districts [\$1,680,075]; L&LMD 89-1-C - 100% (Set for hearing July 17, 2018) (Clerk to Advertise).

RECOMMENDED MOTION: That the Board of Supervisors:

1. Adopt Resolution No. 2018-087 a Resolution of the County of Riverside ordering preparation of the Engineer's Report regarding the proposed assessments to be levied and collected for fiscal year 2018-19 within Zones 1, 3, 8, 10, 11, 15, 19, 24, 26, 28, 29, 31, 36, 39, 43, 44, 45, 53, 55, 57, 58, 66, 68, 72, 74, 83, 84, 86, 87, 89, 91, 92, 94, 97, 100, 103, 109, 110, 112, 119, 123, 124, 135, 138, 145, 146, 148, 149, 152, 153, 154, 155, 157, 160, 161, 162, 164, 166, 168, 171, 172, 174, 175, 180, 187, 188, 190, 191, 192, 193, and 195 and Street Lighting Zones 2, 3, 4, 9, 11, 12, 13, 14, 16, 20, 21, 22, 25, 29, 30, 31, 36, 37, 38, 42, 43, 44, 45, 46, 47, 48, 52, 53, 54, 55, 56, 57, 58, 61, 64, 65, 66, 67, 68, 72, 74, 75, 76, 78, 81, 82, 85, 89, 95, 97, 99, 101, 103, 104, 107, 108, 109 and 110 of L&LMD No. 89-1-C; and


ACTION: Clerk to Advertise, Set for Hearing


Patricia Romo, Director of Transportation 5/21/2018

MINUTES OF THE BOARD OF SUPERVISORS

On motion of Supervisor Jeffries, seconded by Supervisor Tavaglione and duly carried by unanimous vote, IT WAS ORDERED that the above matter is approved as recommended, and is set for public hearing Tuesday, July 17, 2018 at 9:00 a.m. or as soon as possible thereafter.

Ayes: Jeffries, Tavaglione, Washington, Perez and Ashley
Nays: None
Absent: None
Date: June 19, 2018
xc: Transp., COB

Kecia Harper-Ihem
Clerk of the Board
By: 
Deputy

**SUBMITTAL TO THE BOARD OF SUPERVISORS COUNTY OF RIVERSIDE,
STATE OF CALIFORNIA**

RECOMMENDED MOTION: That the Board of Supervisors:

2. Adopt Resolution No. 2018-088, a Resolution of the County of Riverside declaring its intention to levy and collect assessments within Zones 1, 3, 8, 10, 11, 15, 19, 24, 26, 28, 29, 31, 36, 39, 43, 44, 45, 53, 55, 57, 58, 66, 68, 72, 74, 83, 84, 86, 87, 89, 91, 92, 94, 97, 100, 103, 109, 110, 112, 119, 123, 124, 135, 138, 145, 146, 148, 149, 152, 153, 154, 155, 157, 160, 161, 162, 164, 166, 168, 171, 172, 174, 175, 180, 187, 188, 190, 191, 192, 193, and 195, and Street Lighting Zones 2, 3, 4, 9, 11, 12, 13, 14, 16, 20, 21, 22, 25, 29, 30, 31, 36, 37, 38, 42, 43, 44, 45, 46, 47, 48, 52, 53, 54, 55, 56, 57, 58, 61, 64, 65, 66, 67, 68, 72, 74, 75, 76, 78, 81, 82, 85, 89, 95, 97, 99, 101, 103, 104, 107, 108, 109 and 110 of L&LMD No. 89-1-C for fiscal year 2018-19; and
3. Set the time and place of the public hearing on the annual assessment and ordering notice of the public hearing to be given consistent with the Landscaping and Lighting Act of 1972. (Clerk to Advertise).

| FINANCIAL DATA | Current Fiscal Year: | Next Fiscal Year: | Total Cost: | Ongoing Cost: |
|--|-----------------------------|--------------------------|-------------------------------|----------------------|
| COST | \$0 | \$ 1,680,075 | \$0 | \$ 1,680,075 |
| NET COUNTY COST | \$0 | \$0 | \$0 | \$0 |
| SOURCE OF FUNDS: L&LMD No. 89-1-C Assessments – 100%. There are no General Funds used in this project. | | | Budget Adjustment: No | |
| | | | For Fiscal Year: 18/19 | |

C.E.O. RECOMMENDATION: Approve

BACKGROUND:

At the direction of the County of Riverside Board of Supervisors, L&LMD No. 89-1-C was formed in 1994 by Resolution No. 94-389 and authorized to levy an annual assessment to pay for the installation and maintenance of landscaping and streetlights within L&LMD No. 89-1-C. Since that date, L&LMD No. 89-1-C has approved and included the following improvements such as the maintenance and servicing of landscaping, trails, storm water runoff catch basin filters (fossil filters), bio-swales, streetlights, traffic signals, bridge lights, and graffiti abatement, all zone specific.

Landscaping and Lighting Maintenance District No. 89-1-Consolidated (District) maintains and services 138 locations throughout Riverside County. The District contains 71 separate assessment zones and 58 street lighting assessment zones as described in Attachment A.

The combined Annual Engineer's Report for fiscal year 2018-2019 was prepared in compliance with the requirement of Article 4, Chapter 1, of the Landscaping and Lighting Act of 1972, which is Part 2, Division 15 of the California Streets and Highways Code. The County initiates proceedings for the annual levy of assessments by passing a resolution, which proposes the annual levy under the Landscaping and Lighting Act of 1972. This resolution also describes the improvements, the location of the District and finally orders a registered professional engineer, certified by the State of California, to prepare and file a detailed report.

**SUBMITTAL TO THE BOARD OF SUPERVISORS COUNTY OF RIVERSIDE,
STATE OF CALIFORNIA**

In November 1996, California voters passed Proposition 218, Right to Vote on Taxes Act which added Articles XIII C and XIII D to the California Constitution, new procedures must be followed to levy annual assessments under the Landscaping and Lighting Act of 1972. A County may levy annual assessments for an assessment district after complying with the requirements of the Landscaping and Lighting Act of 1972, and the provisions of Proposition 218 Right to Vote on Taxes Act.

Consistent with the Board of Supervisors' direction regarding compliance with Article XIID of the California Constitution and the Landscaping and Lighting Act of 1972, the attached resolutions have been prepared and a public hearing scheduled for 9:00 a.m. on July 17, 2018 to receive testimony for and against the proposed assessments.

Impact on Residents and Businesses

Only the property owners within the boundaries of each Zone within L&LMD No. 89-1-C are impacted by the assessments collected for the maintenance of the improvements within these zones, as described in Attachment A and the Engineer's Report.

Depending on the time the Zones were annexed into L&LMD No. 89-1-C, and the type of improvements, the mailed assessment ballot proposition approved by the property owners provides for these assessments and that either no inflation factor was established (Zones 1 and 3), a two percent (2%) inflation factor was established, or the annual assessment may be increased each year by the greater of two percent (2%) or the cumulative percentage increase, if any, in the Consumer Price Index (CPI-U), or the Consumer Price Index for electricity (CPI-UE "for electricity"), for the Los Angeles-Riverside-Orange County California Standard Metropolitan Statistical Area (the "Index") as the Index stands as of March of each calendar year. Typically, CPI-U is for regular zones and CPI-UE is used for street lighting zones.

SUPPLEMENTAL:

Additional Fiscal Information


The annual budget for fiscal year 2018-19 totals \$1,680,075. For Fiscal Year 2018-19 the inflation factor, when appropriate, will be two percent (2%).

The inflation factor affects the maximum assessment, which is the maximum allowable assessment to be placed on a parcel, acre, or equivalent dwelling unit (EDU) within L&LMD No. 89-1-C. Zones may be assessed at the maximum assessment if needed, however some zones are assessed less depending on overall annual maintenance costs and existing reserves, if any.

ATTACHMENTS:

**SUBMITTAL TO THE BOARD OF SUPERVISORS COUNTY OF RIVERSIDE,
STATE OF CALIFORNIA**

- A. Attachment A**
- B. Resolution No. 2018-087**
- C. Resolution No. 2018-088**
- D. Engineer's Report (Volumes 1-3)**



Gregory P. Priamos, Director County Counsel 6/6/2018