



**SUBMITTAL TO THE BOARD OF DIRECTORS
RIVERSIDE COUNTY REGIONAL PARK
AND OPEN-SPACE DISTRICT
COUNTY OF RIVERSIDE, STATE OF CALIFORNIA**



**ITEM
13.1
(ID # 7894)**

MEETING DATE:

Tuesday, September 11, 2018

FROM : REGIONAL PARK & OPEN SPACE DISTRICT:

SUBJECT: RIVERSIDE COUNTY REGIONAL PARK & OPEN-SPACE DISTRICT: Resolution 2018-16, Establishing the Appropriations Limit for the Regional Park & Open-Space District Fiscal Year 2018-19

RECOMMENDED MOTION: That the Board of Directors:

1. Adopt Resolution 2018-16, Establishing the Appropriations Limit for Fiscal Year 2018-2019 for the Regional Park & Open-Space District; and
2. Direct the Clerk of the Board to return one copy to the District.

ACTION: Policy



Scott Bangle, Director General Manager / Park Director


8/24/2018

MINUTES OF THE BOARD OF DIRECTORS

On motion of Director Ashley, seconded by Director Perez and duly carried, IT WAS ORDERED that the above matter is approved as recommended.

Ayes: Jeffries, Washington, Perez and Ashley
 Nays: None
 Absent: Tavaglione
 Date: September 11, 2018
 xc: Parks

Kecia Harper-Ihem
 Clerk of the Board

By: 
 Deputy

**SUBMITTAL TO THE BOARD OF DIRECTORS RIVERSIDE COUNTY REGIONAL PARK
AND OPEN-SPACE DISTRICT
COUNTY OF RIVERSIDE, STATE OF CALIFORNIA**

FINANCIAL DATA	Current Fiscal Year:	Next Fiscal Year:	Total Cost:	Ongoing Cost
COST	\$ 0	\$ 0	\$ 0	\$ 0
NET COUNTY COST	\$ 0	\$ 0	\$ 0	\$ 0
SOURCE OF FUNDS: None			Budget Adjustment: No	
			For Fiscal Year: 18/19	

C.E.O. RECOMMENDATION: Approve

BACKGROUND:

Summary

On November 6, 1990, a majority of voters in Riverside County voted to form the Riverside County Regional Park & Open-Space District (Park District). In that same measure, pursuant to Article XIII B of the California Constitution, the Park District's appropriations limit was set at \$25,000,000. Section 7910 of the Government Code requires that each year the governing body of each local jurisdiction adopt a resolution to establish its appropriations limit for the following fiscal year.

Park District finance staff calculated the 2018-2019 appropriations limit. The appropriations limit for FY 2018-2019 is set at \$109,363,924 as shown in Attachment A. Documentation used in the determination of the appropriations limit was made available to the public by the California Department of Finance at least fifteen days prior to subject resolution being adopted. County Counsel has reviewed and approved Resolution 2018-16 as to form.


Attachments

Resolution No. 2018-16

Attachment A

CA Department of Finance Price & Population Calculation 2018


Nehini Masika, Principal Management Analyst 9/4/2018


Gregory V. Priamos, Director County Counsel 8/26/2018

2
3 RESOLUTION NO. 2018-16

4 A RESOLUTION OF THE BOARD OF DIRECTORS OF THE RIVERSIDE COUNTY
5 REGIONAL PARK AND OPEN-SPACE DISTRICT ESTABLISHING THE
6 APPROPRIATIONS LIMIT FOR FISCAL YEAR 2018-2019 FOR THE RIVERSIDE
7 COUNTY REGIONAL PARK AND OPEN-SPACE DISTRICT IN ACCORDANCE WITH
8 THE PROVISIONS OF DIVISION 9 OF TITLE 1 OF THE CALIFORNIA GOVERNMENT
9 CODE

10 **WHEREAS**, Article XIII B of the Constitution of the State of California as proposed by
11 the Initiative Measure approved by the people at the special statewide election held on November
12 6, 1979 and amended in June 1990 by the people of the State of California (Proposition 111),
13 provides that the total annual appropriations subject to limitations of each local government shall
14 not exceed the appropriations limit of such entity for the prior year adjusted for changes in the cost
15 of living and population except as otherwise specifically provided for in said Article; and

16
17
18 **WHEREAS**, the State Legislature added Division 9 (commencing with Section 7900) to
19 Title 1 of the Government Code of the State of California to implement Article XIII B of the
20 Constitution; and

21 **WHEREAS**, Section 7910 of the Government Code provides that each year the governing
22 body of each local jurisdiction shall, by resolution, establish its appropriations limit for the
23 following fiscal year pursuant to Article XIII B at a regularly scheduled meeting or a noticed
24 special meeting and that fifteen days prior to such meeting, documentation used in the
25 determination of the appropriations limit shall be available to the public; and
26
27
28

FORM APPROVED COUNTY COUNSEL
BY KRISTINE BELL-VALDEZ DATE 8/29/18

1 **WHEREAS**, Proposition 111 as approved by the voters of the State of California, requires
2 a recorded vote of the Board of Directors regarding which of the annual adjustment factors have
3 been selected each year; and

4
5 **WHEREAS**, Section 7902(b) of the Government Code sets forth the method for
6 determining the appropriations limit for each local jurisdiction for the 2018-2019 fiscal year; and

7 **WHEREAS**, the Board of Directors of the RIVERSIDE COUNTY REGIONAL PARK
8 AND OPEN-SPACE DISTRICT wishes to establish the appropriations limit for fiscal year 2018-
9 2019 for the RIVERSIDE COUNTY REGIONAL PARK AND OPEN-SPACE DISTRICT.

10
11 **NOW, THEREFORE, BE IT RESOLVED, DETERMINED AND ORDERED** by the
12 Board of Directors of the RIVERSIDE COUNTY REGIONAL PARK AND OPEN-SPACE
13 DISTRICT, in regular session assembled on September 11, 2018 at 9:30 am in the meeting room
14 of the Board of Directors, located on the 1st floor of the County Administrative Center, 4080
15 Lemon Street, Riverside, California, as follows:

16
17 Section 1: That it is hereby found and determined that the documentation used in the
18 determination of the appropriations limit for the RIVERSIDE COUNTY REGIONAL PARK
19 AND OPEN-SPACE DISTRICT for fiscal year 2018-2019 was available to the public in the
20 District Office of said District at least fifteen days prior to this date.

21
22 Section 2: That the growth in CALIFORNIA PER CAPITA INCOME AND COUNTY
23 WIDE POPULATION was selected for the 2018-2019 fiscal year.

24 Section 3. That the appropriations limit for the RIVERSIDE COUNTY REGIONAL
25 PARK AND OPEN-SPACE DISTRICT as established in accordance with Section 7902(b) of the
26 California Government Code is \$109,363,924. Adopted by the Board of Directors and signed by
27 the Chairman this 11th day of September, 2018.


1
2
3
4
5
6
7
8
9
10
11
12
13
14
15
16
17
18
19
20
21
22
23
24
25
26
27
28

ATTEST:

KECIA HARPER-IHEM, Clerk

By


DEPUTY



Chairman, Board of Directors of the
RIVERSIDE COUNTY REGIONAL PARK AND
OPEN-SPACE DISTRICT


ROLL CALL:

Ayes: Jeffries, Washington, Perez and Ashley
Nays: None
Absent: Tavaglione

The foregoing is certified to be a true copy of a resolution duly adopted by said Board of Supervisors on the date therein set forth.

KECIA HARPER-IHEM, Clerk of said Board

By


Deputy

Attachment "A"

**Riverside County
Regional Park & Open -Space District
Appropriations Limit Computation
2018-2019**

Population Change: County	1.40% ✓
Per Capita Income Change	3.67% ✓
Population Change Converted to Ratio	1.0140
Per Capita Income Change Converted to Ratio	1.0367
Calculation of Growth Factor <i>(Population ratio x Per Capita Income ratio)</i>	1.0512
2017-18 Limit	<u>\$104,037,218</u> ✓
2018-19 Appropriation Limit <i>(Prior year limit x Growth Factor)</i>	<u>\$109,363,924</u>



May 2018

Dear Fiscal Officer:

Subject: Price Factor and Population Information

Appropriations Limit

California Revenue and Taxation Code section 2227 requires the Department of Finance to transmit an estimate of the percentage change in population to local governments. Each local jurisdiction must use their percentage change in population factor for January 1, 2018, in conjunction with a change in the cost of living, or price factor, to calculate their appropriations limit for fiscal year 2018-19. Attachment A provides the change in California's per capita personal income and an example for utilizing the price factor and population percentage change factor to calculate the 2018-19 appropriations limit. Attachment B provides the city and unincorporated county population percentage change. Attachment C provides the population percentage change for counties and their summed incorporated areas. The population percentage change data excludes federal and state institutionalized populations and military populations.

Population Percent Change for Special Districts

Some special districts must establish an annual appropriations limit. California Revenue and Taxation Code section 2228 provides additional information regarding the appropriations limit. Article XIII B, section 9(C) of the California Constitution exempts certain special districts from the appropriations limit calculation mandate. The code section and the California Constitution can be accessed at the following website: <http://leginfo.legislature.ca.gov/faces/codes.xhtml>.

Special districts required by law to calculate their appropriations limit must present the calculation as part of their annual audit. Any questions special districts have on this requirement should be directed to their county, district legal counsel, or the law itself. No state agency reviews the local appropriations limits.

Population Certification

The population certification program applies only to cities and counties. California Revenue and Taxation Code section 11005.6 mandates Finance to automatically certify any population estimate that exceeds the current certified population with the State Controller's Office. **Finance will certify the higher estimate to the State Controller by June 1, 2018.**

Please Note: The prior year's city population estimates may be revised.

If you have any questions regarding this data, please contact the Demographic Research Unit at (916) 323-4086.

MICHAEL COHEN
Director
By:

AMY M. COSTA
Chief Deputy Director

Attachment

- A. **Price Factor:** Article XIII B specifies that local jurisdictions select their cost of living factor to compute their appropriation limit by a vote of their governing body. The cost of living factor provided here is per capita personal income. If the percentage change in per capita personal income is selected, the percentage change to be used in setting the fiscal year 2018-19 appropriation limit is:

Per Capita Personal Income	
Fiscal Year (FY)	Percentage change over prior year
2018-19	3.67

- B. Following is an example using sample population change and the change in California per capita personal income as growth factors in computing a 2018-19 appropriation limit.

2018-19:

Per Capita Cost of Living Change = 3.67 percent
 Population Change = 0.78 percent

Per Capita Cost of Living converted to a ratio: $\frac{3.67 + 100}{100} = 1.0367$

Population converted to a ratio: $\frac{0.78 + 100}{100} = 1.0078$

Calculation of factor for FY 2018-19: $1.0367 \times 1.0078 = 1.0448$

Attachment B
Annual Percent Change in Population Minus Exclusions*
January 1, 2017 to January 1, 2018 and Total Population, January 1, 2018

County City	Percent Change 2017-2018	--- Population Minus Exclusions ---		Total Population
		1-1-17	1-1-18	1-1-2018
Riverside				
Banning	0.36	31,170	31,282	31,282
Beaumont	3.22	46,730	48,237	48,237
Blythe	1.11	13,416	13,565	19,389
Calimesa	3.61	8,567	8,876	8,876
Canyon Lake	1.25	10,882	11,018	11,018
Cathedral City	0.91	54,250	54,744	54,791
Coachella	0.80	45,273	45,635	45,635
Corona	1.05	166,819	168,574	168,574
Desert Hot Springs	1.35	29,347	29,742	29,742
Eastvale	1.78	63,720	64,855	64,855
Hemet	0.91	82,417	83,166	83,166
Indian Wells	0.45	5,549	5,574	5,574
Indio	1.44	86,632	87,883	87,883
Jurupa Valley	2.31	103,661	106,054	106,054
Lake Elsinore	1.41	62,342	63,220	63,365
La Quinta	1.48	40,605	41,204	41,204
Menifee	2.62	89,552	91,902	91,902
Moreno Valley	1.64	204,285	207,629	207,629
Murrieta	1.56	111,793	113,541	113,541
Norco	0.40	24,086	24,183	26,761
Palm Desert	1.37	52,058	52,769	52,769
Palm Springs	1.16	47,157	47,706	47,706
Perris	0.68	77,311	77,837	77,837
Rancho Mirage	0.86	18,579	18,738	18,738
Riverside	0.83	323,131	325,801	325,860
San Jacinto	1.23	47,560	48,146	48,146
Temecula	1.02	112,040	113,181	113,181
Wildomar	1.13	35,882	36,287	36,287
Unincorporated	1.77	378,894	385,598	385,953
County Total	1.40	2,373,708	2,406,947	2,415,955

*Exclusions include residents on federal military installations and group quarters residents in state mental institutions, state and federal correctional institutions and veteran homes.