

SUBMITTAL TO THE BOARD OF SUPERVISORS
COUNTY OF RIVERSIDE, STATE OF CALIFORNIA



ITEM
3.16
(ID # 8110)

MEETING DATE:

Tuesday, October 16, 2018

FROM : RUHS-PUBLIC HEALTH:


SUBJECT: RIVERSIDE UNIVERSITY HEALTH SYSTEM – PUBLIC HEALTH: Authorization to Accept the Local Lead Agency Allocation for the California Tobacco Control Program from the California Department of Public Health for Fiscal Years 2018/2019, 2019/2020, and 2020/2021, Districts – All [\$3,199,108 – 100% State Funded]

RECOMMENDED MOTION: That the Board of Supervisors:

1. Authorize the Department of Public Health to accept the Local Lead Agency (LLA) Allocation for the California Tobacco Control Program from the California Department of Public Health (CDPH) for fiscal year 2018/2019 in the amount of \$1,108,518, and authorize the Director of Public Health to sign the Acceptance of Allocation Agreement for fiscal year 2018/2019 on behalf of the County of Riverside.
2. Authorize the Department of Public Health to accept the LLA Allocation for the California Tobacco Control Program from the CDPH for fiscal years 2019/2020 and 2020/2021, and authorize the Director of Public Health to sign the Acceptance of Allocation Agreements for fiscal years 2019/2020 and 2020/2021, as approved as to form by County Counsel.
3. Authorize the Department of Public Health to administer the Tobacco Control Program funds on behalf of the County of Riverside for fiscal years 2018/2019 through 2020/2021 in compliance with all applicable policies, procedures, and legal requirements described in the Comprehensive Tobacco Control Plan Guidelines.

Continued on page 2


ACTION: Policy


Kim Saruwatari, Director of Public Health 9/24/2018

MINUTES OF THE GOVERNING BOARD

On motion of Supervisor Perez, seconded by Supervisor Ashley and duly carried by unanimous vote, IT WAS ORDERED that the above matter is approved as recommended.

Ayes: Jeffries, Tavaglione, Washington, Perez and Ashley
Nays: None
Absent: None
Date: October 16, 2018
xc: RUHS-Public Health

Kecia Harper-Ihem
Clerk of the Board
By: 
Deputy

**SUBMITTAL TO THE BOARD OF SUPERVISORS COUNTY OF RIVERSIDE,
STATE OF CALIFORNIA**

RECOMMENDED MOTION: That the Board of Supervisors:

4. Authorize the Director of Public Health to sign all certifications, assurances, reports or other documents required by the California Department of Public Health related to the above-mentioned program for fiscal years 2018/2019 through 2020/2021.
5. Direct the Department of Public Health to return to the Board for approval if the funding of the program significantly changes, is altered, or discontinued.

FINANCIAL DATA	Current Fiscal Year:	Next Fiscal Year:	Total Cost:	Ongoing Cost
COST	\$1,108,518	\$1,066,514	\$3,199,108	\$0
NET COUNTY COST	\$0	\$0	\$0	\$0
SOURCE OF FUNDS: 100% State Funded			Budget Adjustment: No	
			For Fiscal Year: 18/19-20/21	

C.E.O. RECOMMENDATION: Approve

BACKGROUND:

Summary

The California Tobacco Control Program (CTCP) is a program of the California Department of Public Health leading the fight to keep tobacco out of the hands of youth, help tobacco users quit, and ensure that all Californians can live, work, play, and learn in tobacco-free environments. In November 1998, Californians approved a 25-cent tax on cigarettes, and The Tobacco Tax and Health Protection Act (Proposition 99) dedicated 5 cents of the 25-cents to fund California's tobacco control efforts. In November 2016, Californians overwhelmingly voted for Proposition 56, a ballot initiative to raise the tax on tobacco products, increasing the state's tobacco tax by \$2 per pack.

The Department of Public Health has received the Local Lead Agency (LLA) Agreement for Proposition 99 and Proposition 56 funds from the California Department of Public Health – California Tobacco Control Program for the period of July 1, 2018 through June 30, 2019 in the amount of \$1,108,518. The projected funding amount for July 1, 2018 through June 30, 2021 is \$3,199,108. Since tobacco funding is an allocation, funding is formulated and may fluctuate based on projected tobacco tax revenue. Therefore, the actual funded amount is not known until receipt of the yearly allocation agreement.

The California Health and Safety Code, Section 104400 (a) (1) states that local health departments are considered the local lead agency. The 2017-2021 LLA Comprehensive Tobacco Control Plan Guidelines state as a LLA, the local health department is required to accept these funds. The program letter 18-04 states that the California Department of Public Health does not require a Board of Supervisors Resolution for allocation agreements. The state requires the official agency signatory identified in the Online Tobacco Information System (OTIS) to sign the allocations agreements, which, for the County of Riverside, is the Director of Public Health.

**SUBMITTAL TO THE BOARD OF SUPERVISORS COUNTY OF RIVERSIDE,
STATE OF CALIFORNIA**

Impact on Residents and Businesses

The California Department of Public Health – California Tobacco Control Program mission is to improve the health of all Californians by reducing illness and premature death attributable to the use of tobacco products, with the overall goal of a tobacco free California. As the LLA, Riverside County Department of Public Health will work to implement local tobacco plans to prevent the use and to promote smoking cessation in-order to improve the health of Riverside County residents.

SUPPLEMENTAL:

Additional Fiscal Information

The California Department of Public Health – California Tobacco Control Program has allocated Riverside County Department of Public Health \$1,108,518 for FY18/19, with the projected funding of \$3,199,108 for July 1, 2018 through June 30, 2021.


	Prop 99 Budget	Prop 56 Budget	Total Prop 99 & Prop 56 Budgets
FY18/19	\$150,000	\$958,518	\$1,108,518
FY19/20	\$150,000	\$916,514	\$1,066,514
FY 20/21	\$150,000	\$874,076	\$1,024,076
Total Projected Budget FY 18/19-20/21			\$3,199,108

ATTACHMENTS:

Attachment A: Acceptance of Allocation Agreement for FY2018/2019


Melissa Noone, Associate Management Analyst

10/11/2018



Gregory V. Priantos, Director County Counsel

10/3/2018



KAREN L. SMITH, MD, MPH
Director and State Public Health Officer

State of California—Health and Human Services Agency
California Department of Public Health



EDMUND G. BROWN JR.
Governor

July 19, 2018

TO: LOCAL LEAD AGENCY (LLA) PROJECT DIRECTORS
TOBACCO CONTROL EDUCATION PROGRAMS

FROM: CONTRACTS AND BUSINESS OPERATIONS SECTION
CALIFORNIA TOBACCO CONTROL PROGRAM (CTCP)

SUBJECT: PROGRAM LETTER 18-04
LLA ALLOCATION AGREEMENT FOR PROPOSITION 99 AND PROPOSITION 56 FUNDS
FUNDING PERIOD: JULY 1, 2018 THROUGH JUNE 30, 2019

Purpose Release the *Acceptance of Allocation Agreement* for Fiscal Year (FY) 2018-2019

Effective Date Immediately

Inclusions

1. *Acceptance of Allocation Agreement*
Funding Period: July 1, 2018 through June 30, 2019
2. Revised APPENDIX 1, *California Tobacco Control Program, Local Lead Agency Allocation Table for Proposition 99 and Proposition 56 Funds, FY 2017/18 - FY 2020/21* (Dated 7/11/2018) released in the 2017 - 2021 LOCAL LEAD AGENCY COMPREHENSIVE TOBACCO CONTROL PLAN GUIDELINES

Required Action

1. Please print, sign, and date the *Acceptance of Allocation Agreement* for FY 2018-2019. The signature, on the *Acceptance of Allocation Agreement*, **must** match the official Agency Signatory identified in CTCP's Online Tobacco Information System (OTIS).
2. Return the *Acceptance of Allocation Agreement* for FY 2018-2019, bearing an original signature, to your assigned CTCP Procurement Manager (PM) at the following address:

USPS Mailing Address:

Attention: "Name of assigned CTCP PM"
California Department of Public Health
CDIC/California Tobacco Control Program
MS 7206
P. O. Box 997377
Sacramento, CA 95899-7377



**Why The
Agreement
Is Needed**

Signing the *Acceptance of Allocation Agreement* serves as acceptance of the allocation for FY 2018-2019 and acknowledges the conditions attached to the funds. The California Department of Public Health (CDPH) does not require a Board of Supervisors Resolution for allocation agreements.

Please be advised, Prospective Payment Invoices (PPIs) cannot be processed for payment until CTCP receives the *Acceptance of Allocation Agreement* for FY 2018-2019, from your city/county, bearing the original signature of the official Agency Signatory identified in OTIS.

**Budget
Information**

The amount of Proposition 99 and Proposition 56 funds identified on the *Acceptance of Allocation Agreement* for FY 2018-2019 is based on the updated LLA Allocation Table for the FY 2017-2021 plan period.

**Additional
Information**

During the plan period, LLA Project Directors will receive feedback from CTCP's:

- PMs who analyze the cost reports and spending patterns.
- Program Consultants (PCs) who monitor the progress reports and associated percent deliverables to ensure adequate progress is being made toward completion of the Comprehensive Tobacco Control Plan for FYs 2017-2021.

If it appears LLAs are not spending the allocations according to the negotiated budget/budget justification in a timely manner and/or are not making sufficient progress on plan activities, CTCP may withhold future PPIs.

Unspent balances must be returned to the CDPH/CTCP when the 2017 – 2021 Local Lead Agency Comprehensive Tobacco Control Plan ends on June 30, 2021.

**Contact Person
For Further
Information**

If you have any questions; please contact your assigned CTCP PM.

cc: Fiscal Officers
Health Officers
CHEAC Members
Michelle Gibbons
Leah Northrop

ACCEPTANCE OF ALLOCATION AGREEMENT

County of Riverside

Agreement Number: CTCP-17-33

Agreement Amount: \$1,108,518.00

Proposition 56: \$958,518.00

Proposition 99: \$150,000.00

FUNDING PERIOD: July 1, 2018 through June 30, 2019

I certify this Tobacco Control Program will comply with all applicable policies, procedures, and legal requirements as described in the Comprehensive Tobacco Control Plan Guidelines including: the Allocation Agreement Terms; Local Lead Agency Administrative and Policy Manual; and, any statutes, program letters, and other conditions stipulated by the California Tobacco Control Program.

Kim Saruwatari
Authorized Signature

10/22/2018
Date

Kim Saruwatari, Director of Public Health
Printed Name and Title

FORM APPROVED COUNTY COUNSEL
BY: DH Maland 10/24/18
DANIELLE D. MALAND DATE

OCT 16 2018 3.16

**California Tobacco Control Program
Local Lead Agency Allocation Table
for Proposition 99 and Proposition 56 Funds
FY 2017/18 - FY 2020/21**

FY 18/19

LLA	Agreement	FY 18/19 Prop 99 (Estimate)	FY 18/19 Prop 99 Adjustment @ Budget Act	FY 18/19 Total Prop 99 @ Budget Act Jul-18	FY 18/19 Prop 56 (Estimate)	FY 18/19 Prop 56 Adjustment @ Budget Act	FY 18/19 Total Prop 56 @ Budget Act	FY 18/19 TOTAL Prop 99+56 @ Budget Act
Alameda	CTCP-17-01	\$150,000	\$0	\$150,000	\$1,428,105	(\$150,815)	\$1,278,290	\$1,428,290
Berkeley	CTCP-17-01A	\$150,000	\$0	\$150,000	\$150,000	\$0	\$150,000	\$300,000
Alpine	CTCP-17-02	\$150,000	\$0	\$150,000	\$168,270	(\$15,855)	\$152,415	\$302,415
Amador	CTCP-17-03	\$150,000	\$0	\$150,000	\$168,270	(\$15,855)	\$152,415	\$302,415
Butte	CTCP-17-04	\$150,000	\$0	\$150,000	\$245,020	(\$23,088)	\$221,934	\$371,934
Calaveras	CTCP-17-05	\$150,000	\$0	\$150,000	\$168,270	(\$15,855)	\$152,415	\$302,415
Calusa	CTCP-17-06	\$150,000	\$0	\$150,000	\$168,270	(\$15,855)	\$152,415	\$302,415
Contra Costa	CTCP-17-07	\$150,000	\$0	\$150,000	\$800,384	(\$57,340)	\$743,044	\$893,044
Del Norte	CTCP-17-08	\$150,000	\$0	\$150,000	\$168,270	(\$15,855)	\$152,415	\$302,415
El Dorado	CTCP-17-09	\$150,000	\$0	\$150,000	\$172,082	(\$16,214)	\$155,868	\$305,868
Fresno	CTCP-17-10	\$150,000	\$0	\$150,000	\$894,150	(\$85,397)	\$808,753	\$958,753
Glenn	CTCP-17-11	\$150,000	\$0	\$150,000	\$168,270	(\$15,855)	\$152,415	\$302,415
Humboldt	CTCP-17-12	\$150,000	\$0	\$150,000	\$168,270	(\$15,855)	\$152,415	\$302,415
Imperial	CTCP-17-13	\$150,000	\$0	\$150,000	\$168,270	(\$15,855)	\$152,415	\$302,415
Inyo	CTCP-17-14	\$150,000	\$0	\$150,000	\$168,270	(\$15,855)	\$152,415	\$302,415
Kern	CTCP-17-15	\$150,000	\$0	\$150,000	\$558,787	(\$54,323)	\$504,464	\$654,464
Kings	CTCP-17-16	\$150,000	\$0	\$150,000	\$168,270	(\$15,855)	\$152,415	\$302,415
Lake	CTCP-17-17	\$150,000	\$0	\$150,000	\$150,000	\$0	\$150,000	\$300,000
Lassen	CTCP-17-18	\$150,000	\$0	\$150,000	\$168,270	(\$15,855)	\$152,415	\$302,415
Los Angeles	CTCP-17-19	\$1,343,320	(\$1,193,320)	\$150,000	\$13,854,591	(\$1,304,108)	\$12,550,483	\$12,600,483
Pasadena	CTCP-17-19B	\$150,000	\$0	\$150,000	\$222,903	(\$21,268)	\$201,634	\$351,634
Long Beach	CTCP-17-19A	\$150,000	\$0	\$150,000	\$707,827	(\$67,562)	\$640,265	\$790,228
Madera	CTCP-17-20	\$150,000	\$0	\$150,000	\$168,270	(\$15,855)	\$152,415	\$302,415
Marin	CTCP-17-21	\$150,000	\$0	\$150,000	\$321,563	(\$30,269)	\$291,294	\$441,294
Mariposa	CTCP-17-22	\$150,000	\$0	\$150,000	\$168,270	(\$15,855)	\$152,415	\$302,415
Mendocino	CTCP-17-23	\$150,000	\$0	\$150,000	\$150,000	\$0	\$150,000	\$300,000
Merced (CHC)	17-10008	\$150,000	\$0	\$150,000	\$241,182	(\$23,095)	\$218,087	\$368,087
Modoc	CTCP-17-25	\$150,000	\$0	\$150,000	\$168,270	(\$15,855)	\$152,415	\$302,415
Mono	CTCP-17-26	\$150,000	\$0	\$150,000	\$168,270	(\$15,855)	\$152,415	\$302,415
Monterey	CTCP-17-27	\$150,000	\$0	\$150,000	\$430,744	(\$41,139)	\$389,605	\$539,605
Napa	CTCP-17-28	\$150,000	\$0	\$150,000	\$168,270	(\$15,855)	\$152,415	\$302,415
Nevada	CTCP-17-29	\$150,000	\$0	\$150,000	\$168,270	(\$15,855)	\$152,415	\$302,415
Orange	CTCP-17-30	\$192,754	(\$42,754)	\$150,000	\$1,710,789	(\$183,382)	\$1,527,407	\$1,697,407
Placer	CTCP-17-31	\$150,000	\$0	\$150,000	\$150,000	\$0	\$150,000	\$300,000
Plumas	CTCP-17-32	\$150,000	\$0	\$150,000	\$168,270	(\$15,855)	\$152,415	\$302,415
Sacramento	CTCP-17-34	\$150,000	\$0	\$150,000	\$1,090,104	(\$104,890)	\$985,214	\$1,135,214
San Benito	CTCP-17-35	\$150,000	\$0	\$150,000	\$168,270	(\$15,855)	\$152,415	\$302,415
San Bernardino (CHC)	17-10036 / 18-10390	\$150,000	\$0	\$150,000	\$1,264,296	(\$120,749)	\$1,143,547	\$1,293,547
San Diego	CTCP-17-37	\$224,974	(\$74,974)	\$150,000	\$1,998,764	(\$190,705)	\$1,808,059	\$1,958,059
San Francisco	CTCP-17-38	\$202,192	(\$52,192)	\$150,000	\$1,794,560	(\$171,392)	\$1,623,168	\$1,773,168
San Joaquin	CTCP-17-39	\$150,000	\$0	\$150,000	\$579,774	(\$55,372)	\$524,402	\$674,402
San Luis Obispo	CTCP-17-40	\$150,000	\$0	\$150,000	\$269,580	(\$25,745)	\$243,835	\$393,835
San Mateo	CTCP-17-41	\$150,000	\$0	\$150,000	\$495,515	(\$48,370)	\$447,145	\$597,145
Santa Barbara	CTCP-17-42	\$150,000	\$0	\$150,000	\$283,834	(\$25,170)	\$258,664	\$398,664
Santa Clara	CTCP-17-43	\$196,780	(\$46,780)	\$150,000	\$1,746,348	(\$186,789)	\$1,559,559	\$1,729,559
Santa Cruz	CTCP-17-44	\$150,000	\$0	\$150,000	\$256,675	(\$24,614)	\$232,061	\$382,061
Shasta	CTCP-17-45	\$150,000	\$0	\$150,000	\$198,428	(\$18,896)	\$179,532	\$329,532
Sierra	CTCP-17-46	\$150,000	\$0	\$150,000	\$168,270	(\$15,855)	\$152,415	\$302,415
Siskiyou	CTCP-17-47	\$150,000	\$0	\$150,000	\$168,270	(\$15,855)	\$152,415	\$302,415
Solano	CTCP-17-48	\$150,000	\$0	\$150,000	\$445,251	(\$41,953)	\$403,298	\$553,298
Sonoma	CTCP-17-49	\$150,000	\$0	\$150,000	\$515,276	(\$48,551)	\$466,725	\$616,725
Stanislaus	CTCP-17-50	\$150,000	\$0	\$150,000	\$425,949	(\$40,681)	\$385,268	\$535,268
Sutter	CTCP-17-51	\$150,000	\$0	\$150,000	\$168,270	(\$15,855)	\$152,415	\$302,415
Tehama	CTCP-17-52	\$150,000	\$0	\$150,000	\$168,270	(\$15,855)	\$152,415	\$302,415
Trinity	CTCP-17-53	\$150,000	\$0	\$150,000	\$168,270	(\$15,855)	\$152,415	\$302,415
Tulare	CTCP-17-54	\$150,000	\$0	\$150,000	\$458,412	(\$43,781)	\$414,631	\$564,631
Tuolumne	CTCP-17-55	\$150,000	\$0	\$150,000	\$168,270	(\$15,855)	\$152,415	\$302,415
Ventura	CTCP-17-56	\$150,000	\$0	\$150,000	\$515,148	(\$49,200)	\$465,948	\$615,948
Yolo	CTCP-17-57	\$150,000	\$0	\$150,000	\$199,906	(\$19,092)	\$180,814	\$330,814
Yuba	CTCP-17-58	\$150,000	\$0	\$150,000	\$168,270	(\$15,855)	\$152,415	\$302,415
		\$10,660,600	(\$1,410,000)	\$9,150,600	\$39,745,636	(\$3,744,936)	\$36,000,700	\$45,150,600

**California Tobacco Control Program
Local Lead Agency Allocation Table
for Proposition 99 and Proposition 56 Funds
FY 2017/18 - FY 2020/21**

FY 19/20

LLA	Agreement	FY 19/20 Prop 99 (Estimate)	FY 19/20 Prop 99 Adjustment	FY 19/20 Total Prop 99 Revised Estimate	FY 19/20 Prop 56 (Estimate)	FY 19/20 Prop 56 Adjustment	FY 19/20 Total Prop 56 Revised Estimate	FY 19/20 TOTAL Prop 99+56 Estimate
Alameda	CTCP-17-01	\$150,000	\$0	\$150,000	\$1,385,061	(\$149,361)	\$1,235,700	\$1,515,061
Berkeley	CTCP-17-01A	\$150,000	\$0	\$150,000	\$150,000	\$0	\$150,000	\$300,000
Alpine	CTCP-17-02	\$150,000	\$0	\$150,000	\$161,550	(\$11,550)	\$150,000	\$311,550
Amador	CTCP-17-03	\$150,000	\$0	\$150,000	\$161,550	(\$11,550)	\$150,000	\$311,550
Butte	CTCP-17-04	\$150,000	\$0	\$150,000	\$235,235	(\$22,169)	\$213,066	\$366,236
Calaveras	CTCP-17-05	\$150,000	\$0	\$150,000	\$161,550	(\$11,550)	\$150,000	\$311,550
Colusa	CTCP-17-06	\$150,000	\$0	\$150,000	\$161,550	(\$11,550)	\$150,000	\$311,550
Contra Costa	CTCP-17-07	\$150,000	\$0	\$150,000	\$575,034	(\$56,788)	\$518,246	\$728,034
Del Norte	CTCP-17-08	\$150,000	\$0	\$150,000	\$161,550	(\$11,550)	\$150,000	\$311,550
El Dorado	CTCP-17-09	\$150,000	\$0	\$150,000	\$165,210	(\$15,210)	\$150,000	\$315,210
Freemont	CTCP-17-10	\$150,000	\$0	\$150,000	\$867,886	(\$94,574)	\$773,312	\$1,007,886
Glenn	CTCP-17-11	\$150,000	\$0	\$150,000	\$161,550	(\$11,550)	\$150,000	\$311,550
Humboldt	CTCP-17-12	\$150,000	\$0	\$150,000	\$161,550	(\$11,550)	\$150,000	\$311,550
Imperial	CTCP-17-13	\$150,000	\$0	\$150,000	\$161,550	(\$11,550)	\$150,000	\$311,550
Inyo	CTCP-17-14	\$150,000	\$0	\$150,000	\$161,550	(\$11,550)	\$150,000	\$311,550
Kern	CTCP-17-15	\$150,000	\$0	\$150,000	\$545,718	(\$53,799)	\$491,919	\$686,718
Kings	CTCP-17-16	\$150,000	\$0	\$150,000	\$161,550	(\$11,550)	\$150,000	\$311,550
Lake	CTCP-17-17	\$150,000	\$0	\$150,000	\$150,000	\$0	\$150,000	\$300,000
Lassen	CTCP-17-18	\$150,000	\$0	\$150,000	\$161,550	(\$11,550)	\$150,000	\$311,550
Los Angeles	CTCP-17-19	\$1,079,112	(\$929,112)	\$150,000	\$13,100,796	(\$1,291,531)	\$11,809,265	\$14,179,908
Pasadena	CTCP-17-19B	\$150,000	\$0	\$150,000	\$213,863	(\$21,094)	\$192,770	\$363,863
Long Beach	CTCP-17-19A	\$150,000	\$0	\$150,000	\$679,120	(\$66,951)	\$612,169	\$829,120
Madera	CTCP-17-20	\$150,000	\$0	\$150,000	\$161,550	(\$11,550)	\$150,000	\$311,550
Marin	CTCP-17-21	\$150,000	\$0	\$150,000	\$308,721	(\$29,095)	\$279,626	\$468,721
Mariposa	CTCP-17-22	\$150,000	\$0	\$150,000	\$161,550	(\$11,550)	\$150,000	\$311,550
Mendocino	CTCP-17-23	\$150,000	\$0	\$150,000	\$150,000	\$0	\$150,000	\$300,000
Merced (CHC)	17-10006	\$150,000	\$0	\$150,000	\$231,410	(\$22,813)	\$208,597	\$361,410
Modoc	CTCP-17-25	\$150,000	\$0	\$150,000	\$161,550	(\$11,550)	\$150,000	\$311,550
Monoc	CTCP-17-26	\$150,000	\$0	\$150,000	\$161,550	(\$11,550)	\$150,000	\$311,550
Monterey	CTCP-17-27	\$150,000	\$0	\$150,000	\$412,274	(\$40,742)	\$371,532	\$563,274
Napa	CTCP-17-28	\$150,000	\$0	\$150,000	\$161,550	(\$11,550)	\$150,000	\$311,550
Nevada	CTCP-17-29	\$150,000	\$0	\$150,000	\$161,550	(\$11,550)	\$150,000	\$311,550
Orange	CTCP-17-30	\$150,000	\$0	\$150,000	\$1,641,404	(\$161,817)	\$1,479,587	\$1,791,404
Placer	CTCP-17-31	\$150,000	\$0	\$150,000	\$150,000	\$0	\$150,000	\$300,000
Plumas	CTCP-17-32	\$150,000	\$0	\$150,000	\$161,550	(\$11,550)	\$150,000	\$311,550
Sacramento	CTCP-17-33	\$150,000	\$0	\$150,000	\$1,051,697	(\$103,681)	\$948,016	\$1,301,697
San Benito	CTCP-17-36	\$150,000	\$0	\$150,000	\$161,550	(\$11,550)	\$150,000	\$311,550
San Bernardino (CHC)	17-10036 / 18-10360	\$150,000	\$0	\$150,000	\$1,213,020	(\$119,585)	\$1,093,435	\$1,363,020
San Diego	CTCP-17-37	\$188,804	(\$38,804)	\$150,000	\$1,915,780	(\$188,868)	\$1,726,912	\$2,104,584
San Francisco	CTCP-17-38	\$169,684	(\$19,684)	\$150,000	\$1,721,778	(\$169,741)	\$1,552,037	\$1,691,682
San Joaquin	CTCP-17-39	\$150,000	\$0	\$150,000	\$558,280	(\$54,838)	\$503,442	\$708,280
San Luis Obispo	CTCP-17-40	\$150,000	\$0	\$150,000	\$258,629	(\$25,497)	\$233,131	\$408,629
San Mateo	CTCP-17-41	\$150,000	\$0	\$150,000	\$485,324	(\$45,923)	\$439,401	\$615,824
Santa Barbara	CTCP-17-42	\$150,000	\$0	\$150,000	\$252,941	(\$24,936)	\$228,005	\$402,941
Santa Clara	CTCP-17-43	\$150,000	\$0	\$150,000	\$1,875,521	(\$185,180)	\$1,690,341	\$1,825,521
Santa Cruz	CTCP-17-44	\$150,000	\$0	\$150,000	\$246,265	(\$24,278)	\$221,987	\$396,265
Shasta	CTCP-17-45	\$150,000	\$0	\$150,000	\$190,604	(\$17,954)	\$172,650	\$340,604
Sierra	CTCP-17-46	\$150,000	\$0	\$150,000	\$161,550	(\$11,550)	\$150,000	\$311,550
Siakiyou	CTCP-17-47	\$150,000	\$0	\$150,000	\$161,550	(\$11,550)	\$150,000	\$311,550
Solano	CTCP-17-48	\$150,000	\$0	\$150,000	\$427,470	(\$40,286)	\$387,184	\$577,470
Sonoma	CTCP-17-49	\$150,000	\$0	\$150,000	\$494,698	(\$46,622)	\$448,076	\$644,698
Stanislaus	CTCP-17-50	\$150,000	\$0	\$150,000	\$408,674	(\$40,289)	\$368,385	\$568,674
Sutter	CTCP-17-51	\$150,000	\$0	\$150,000	\$161,550	(\$11,550)	\$150,000	\$311,550
Tehama	CTCP-17-52	\$150,000	\$0	\$150,000	\$161,550	(\$11,550)	\$150,000	\$311,550
Trinity	CTCP-17-53	\$150,000	\$0	\$150,000	\$161,550	(\$11,550)	\$150,000	\$311,550
Tulare	CTCP-17-54	\$150,000	\$0	\$150,000	\$439,820	(\$43,358)	\$396,461	\$596,820
Tuolumne	CTCP-17-55	\$150,000	\$0	\$150,000	\$161,550	(\$11,550)	\$150,000	\$311,550
Ventura	CTCP-17-56	\$150,000	\$0	\$150,000	\$494,265	(\$48,728)	\$445,537	\$644,265
Yolo	CTCP-17-57	\$150,000	\$0	\$150,000	\$191,798	(\$18,905)	\$172,893	\$341,798
Yuba	CTCP-17-58	\$150,000	\$0	\$150,000	\$161,550	(\$11,550)	\$150,000	\$311,550
		\$10,137,600	(\$987,600)	\$9,150,000	\$39,155,714	(\$3,695,136)	\$35,460,578	\$48,293,314

**California Tobacco Control Program
Local Lead Agency Allocation Table
for Proposition 99 and Proposition 56 Funds
FY 2017/18 - FY 2020/21**

FY 20/21

LLA	Agreement	FY 20/21 Prop 99 (Estimate)	FY 20/21 Prop 99 Adjustment	FY 20/21 Total Revised Prop 99 Estimate	FY 20/21 Prop 56 (Estimate)	FY 20/21 Prop 56 Adjustment	FY 20/21 Total Revised Prop 56 Estimate	FY 20/21 TOTAL Prop 99+56 Estimate
Alameda	CTCP-17-01	\$150,000	\$0	\$150,000	\$1,303,803	(\$151,140)	\$1,152,663	\$1,453,603
Berkeley	CTCP-17-01A	\$150,000	\$0	\$150,000	\$150,000	\$0	\$150,000	\$300,000
Alpine	CTCP-17-02	\$150,000	\$0	\$150,000	\$155,085	(\$5,085)	\$150,000	\$305,085
Amador	CTCP-17-03	\$150,000	\$0	\$150,000	\$155,085	(\$5,085)	\$150,000	\$305,085
Butte	CTCP-17-04	\$150,000	\$0	\$150,000	\$225,821	(\$21,273)	\$204,548	\$375,821
Calaveras	CTCP-17-05	\$150,000	\$0	\$150,000	\$155,085	(\$5,085)	\$150,000	\$305,085
Colusa	CTCP-17-06	\$150,000	\$0	\$150,000	\$155,085	(\$5,085)	\$150,000	\$305,085
Contra Costa	CTCP-17-07	\$150,000	\$0	\$150,000	\$552,688	(\$57,465)	\$495,223	\$702,688
Del Norte	CTCP-17-08	\$150,000	\$0	\$150,000	\$155,085	(\$5,085)	\$150,000	\$305,085
El Dorado	CTCP-17-09	\$150,000	\$0	\$150,000	\$158,598	(\$8,598)	\$150,000	\$308,598
Fresno	CTCP-17-10	\$150,000	\$0	\$150,000	\$823,086	(\$85,581)	\$737,505	\$873,086
Glenn	CTCP-17-11	\$150,000	\$0	\$150,000	\$155,085	(\$5,085)	\$150,000	\$305,085
Humboldt	CTCP-17-12	\$150,000	\$0	\$150,000	\$155,085	(\$5,085)	\$150,000	\$305,085
Imperial	CTCP-17-13	\$150,000	\$0	\$150,000	\$155,085	(\$5,085)	\$150,000	\$305,085
Inyo	CTCP-17-14	\$150,000	\$0	\$150,000	\$155,085	(\$5,085)	\$150,000	\$305,085
Kern	CTCP-17-15	\$150,000	\$0	\$150,000	\$523,581	(\$54,440)	\$469,141	\$673,581
Kings	CTCP-17-16	\$150,000	\$0	\$150,000	\$155,085	(\$5,085)	\$150,000	\$305,085
Lake	CTCP-17-17	\$150,000	\$0	\$150,000	\$150,000	\$0	\$150,000	\$300,000
Lassen	CTCP-17-18	\$150,000	\$0	\$150,000	\$155,085	(\$5,085)	\$150,000	\$305,085
Los Angeles	CTCP-17-19	\$732,096	(\$582,096)	\$150,000	\$12,589,372	(\$1,308,818)	\$11,280,554	\$13,301,488
Passadena	CTCP-17-19B	\$150,000	\$0	\$150,000	\$205,188	(\$21,336)	\$183,852	\$365,188
Long Beach	CTCP-17-19A	\$150,000	\$0	\$150,000	\$651,571	(\$67,748)	\$583,823	\$801,571
Madera	CTCP-17-20	\$150,000	\$0	\$150,000	\$155,085	(\$5,085)	\$150,000	\$305,085
Marin	CTCP-17-21	\$150,000	\$0	\$150,000	\$206,366	(\$27,819)	\$268,447	\$446,366
Mariposa	CTCP-17-22	\$150,000	\$0	\$150,000	\$155,085	(\$5,085)	\$150,000	\$305,085
Mendocino	CTCP-17-23	\$150,000	\$0	\$150,000	\$150,000	\$0	\$150,000	\$300,000
Merced (CHC)	17-10006	\$150,000	\$0	\$150,000	\$222,023	(\$23,085)	\$196,938	\$372,023
Modoc	CTCP-17-25	\$150,000	\$0	\$150,000	\$155,085	(\$5,085)	\$150,000	\$305,085
Mono	CTCP-17-26	\$150,000	\$0	\$150,000	\$155,085	(\$5,085)	\$150,000	\$305,085
Monterey	CTCP-17-27	\$150,000	\$0	\$150,000	\$396,510	(\$41,228)	\$355,282	\$646,510
Napa	CTCP-17-28	\$150,000	\$0	\$150,000	\$155,085	(\$5,085)	\$150,000	\$305,085
Nevada	CTCP-17-29	\$150,000	\$0	\$150,000	\$155,085	(\$5,085)	\$150,000	\$305,085
Orange	CTCP-17-30	\$150,000	\$0	\$150,000	\$1,574,821	(\$183,744)	\$1,411,077	\$1,724,821
Placer	CTCP-17-31	\$150,000	\$0	\$150,000	\$150,000	\$0	\$150,000	\$300,000
Pumas	CTCP-17-32	\$150,000	\$0	\$150,000	\$155,085	(\$5,085)	\$150,000	\$305,085
Sacramento	CTCP-17-33	\$150,000	\$0	\$150,000	\$1,008,035	(\$104,915)	\$903,120	\$1,153,035
San Benito	CTCP-17-35	\$150,000	\$0	\$150,000	\$155,085	(\$5,085)	\$150,000	\$305,085
San Bernardino (CHC)	17-10036 / 18-10360	\$150,000	\$0	\$150,000	\$1,163,814	(\$121,009)	\$1,042,805	\$1,313,814
San Diego	CTCP-17-37	\$150,000	\$0	\$150,000	\$1,838,057	(\$191,115)	\$1,646,942	\$1,998,057
San Francisco	CTCP-17-38	\$150,000	\$0	\$150,000	\$1,651,934	(\$171,782)	\$1,480,152	\$1,801,934
San Joaquin	CTCP-17-39	\$150,000	\$0	\$150,000	\$533,896	(\$55,492)	\$478,404	\$683,896
San Luis Obispo	CTCP-17-40	\$150,000	\$0	\$150,000	\$248,136	(\$25,800)	\$222,336	\$398,136
San Mateo	CTCP-17-41	\$150,000	\$0	\$150,000	\$446,928	(\$46,470)	\$400,458	\$596,928
Santa Barbara	CTCP-17-42	\$150,000	\$0	\$150,000	\$242,881	(\$25,233)	\$217,648	\$392,881
Santa Clara	CTCP-17-43	\$150,000	\$0	\$150,000	\$1,607,554	(\$167,147)	\$1,440,407	\$1,757,554
Santa Cruz	CTCP-17-44	\$150,000	\$0	\$150,000	\$236,275	(\$24,567)	\$211,708	\$396,275
Shasta	CTCP-17-45	\$150,000	\$0	\$150,000	\$182,880	(\$17,228)	\$165,652	\$332,880
Sierra	CTCP-17-46	\$150,000	\$0	\$150,000	\$155,085	(\$5,085)	\$150,000	\$305,085
Siskiyou	CTCP-17-47	\$150,000	\$0	\$150,000	\$155,085	(\$5,085)	\$150,000	\$305,085
Solano	CTCP-17-48	\$150,000	\$0	\$150,000	\$410,363	(\$38,850)	\$371,513	\$660,363
Sonoma	CTCP-17-49	\$150,000	\$0	\$150,000	\$474,901	(\$44,738)	\$430,163	\$624,901
Stanislaus	CTCP-17-50	\$150,000	\$0	\$150,000	\$392,095	(\$40,769)	\$351,327	\$542,095
Sutter	CTCP-17-51	\$150,000	\$0	\$150,000	\$155,085	(\$5,085)	\$150,000	\$305,085
Tehama	CTCP-17-52	\$150,000	\$0	\$150,000	\$155,085	(\$5,085)	\$150,000	\$305,085
Trinity	CTCP-17-53	\$150,000	\$0	\$150,000	\$155,085	(\$5,085)	\$150,000	\$305,085
Tulare	CTCP-17-54	\$150,000	\$0	\$150,000	\$421,979	(\$43,878)	\$378,101	\$671,979
Tuolumne	CTCP-17-55	\$150,000	\$0	\$150,000	\$155,085	(\$5,085)	\$150,000	\$305,085
Ventura	CTCP-17-56	\$150,000	\$0	\$150,000	\$474,206	(\$49,307)	\$424,899	\$624,206
Yolo	CTCP-17-57	\$150,000	\$0	\$150,000	\$184,018	(\$19,133)	\$164,885	\$334,018
Yuba	CTCP-17-58	\$150,000	\$0	\$150,000	\$155,085	(\$5,085)	\$150,000	\$305,085
		\$9,732,096	(\$582,096)	\$9,150,000	\$36,629,486	(\$3,461,333)	\$33,178,153	\$46,361,582