

SUBMITTAL TO THE BOARD OF SUPERVISORS
COUNTY OF RIVERSIDE, STATE OF CALIFORNIA



ITEM
4.2
(ID # 8296)

MEETING DATE:

Tuesday, October 30, 2018

FROM : SUCCESSOR AGENCY TO THE REDEVELOPMENT AGENCY:

SUBJECT: EXECUTIVE OFFICE: FY 2018 Report on Investment Portfolio (Successor Agency to the Redevelopment Agency for the County of Riverside)

RECOMMENDED MOTION: That the Board of Supervisors:

1. Receive and file the FY 2018 Report on Investment Portfolio for the Successor Agency to the Redevelopment Agency for the County of Riverside


ACTION: Consent

Ivan Chand, Deputy County Executive Officer 10/18/2018

MINUTES OF THE BOARD OF SUPERVISORS

On motion of Supervisor Jeffries, seconded by Supervisor Perez and duly carried by unanimous vote, IT WAS ORDERED that the above matter is received and filed as recommended.

Ayes: Jeffries, Tavaglione, Washington, Perez and Ashley
Nays: None
Absent: None
Date: October 30, 2018
xc: E.O.

Kecia Harper-Ihem
Clerk of the Board
By 
Deputy

4.2

**SUBMITTAL TO THE BOARD OF SUPERVISORS COUNTY OF RIVERSIDE,
STATE OF CALIFORNIA**

FINANCIAL DATA	Current Fiscal Year:	Next Fiscal Year:	Total Cost:	Ongoing Cost
COST	\$0	\$0	\$0	\$0
NET COUNTY COST	\$0	\$0	\$0	\$0
SOURCE OF FUNDS: N/A			Budget Adjustment:	No
			For Fiscal Year:	2017-2018

C.E.O. RECOMMENDATION: APPROVED

BACKGROUND:

Summary

Board Policy B-21 requires that all funds held in trust outside of the County Treasury prepare an annual report on investments for review by the Investment Oversight Committee and its governing Board.


Pursuant to this policy, the Investment Oversight Committee of the County reviewed and approved the attached FY18 Report on Investment Portfolio for the Successor Agency to the Redevelopment Agency for the County of Riverside on July 26, 2018 and it is now being presented to the Board of Supervisors for the Board's review.

Impact on Residents and Businesses

No impact on residents and businesses


ATTACHMENT: FY2018 Report on Investment Portfolio for the Successor Agency to the Redevelopment Agency for the County of Riverside.


 Don R. Kent, Assistant CEO-County Finance Officer 10/18/2018



COUNTY OF RIVERSIDE
CALIFORNIA

June 30, 2018
Quarterly Investment Report
County of Riverside, California
Successor Agency to the Redevelopment Agency for the
County of Riverside



COLUMBIA CAPITAL
MUNICIPAL ADVISORS



COLUMBIA CAPITAL
MUNICIPAL ADVISORS

6330 Lamar Ave., Suite 200
Overland Park, Kansas 66202

July 16, 2018


Mr. Ivan Chand
Deputy County Executive Officer
Riverside County Executive Office
4080 Lemon Street, 4th Floor
Riverside, CA 92501

Dear Mr. Chand:

Enclosed is the Investment Holdings Report for the Successor Agency to the Redevelopment Agency for the County of Riverside for the period ending June 30, 2018 (the "Report Date"). This report contains various summaries and underlying details of the issues and accounts, as well as a detailed listing of investment holdings for each individual series of bonds outstanding as of the Report Date.

Please let me know if you have any questions and thank you for the opportunity serve the County.

Sincerely,



Jeff White
Principal

Successor Agency to the Redevelopment Agency by Asset:

Security	Quantity	Total Cost	Market Value
DREYFUS TAX EXEMP CASH INSTL SH	23,688,942.52	23,688,942.52	23,688,942.52
FIDELITY INVST MM GOVT CLASS	34,078,842.82	34,078,842.82	34,078,842.82
GOLDMAN SACHS TR GOVT INST FUND	8,402,252.78	8,402,252.78	8,402,252.78
FEDERATED US TREAS CASH	6,785,112.44	6,785,112.44	6,785,112.44
Pooled Investment Fund County of Riverside	5,193,272.18	5,193,272.18	5,193,272.18
Grand Total:	78,148,422.74	78,148,422.74	78,148,422.74

Successor Agency to the Redevelopment Agency by Series:

Issue	Market Value
2004 Tax Allocation Housing Bonds Series A-T	4,604,665.13
2011 Tax Allocation Bonds B, B-T, D, E	35,059,519.03
2011 Tax Allocation Bonds Series A-T	1,413,230.53
2014 Tax Allocation Bonds A, D, E	5,969,541.97
2015 Tax Allocation Bonds A, D, E	5,434,337.58
2015 Tax Allocation Bonds B & C	2,796,056.77
2016 Tax Allocation Bonds A, D, E	4,698,886.70
2016 Tax Allocation Bonds B & C	3,110,449.25
2017 TA Housing Refunding Bonds Series A	1,135,164.46
2017 Tax Allocation Bonds A, D, E	6,700,363.05
2017 Tax Allocation Bonds Series C	566,725.27
2017 Tax Allocation Ref Bonds Series B	13,568.67
2017 Tax Allocation Housing Bonds Series A-T	4,210,792.16
2017 Tax Allocation Housing Refunding Series B	1,619,551.70
Combined Housing 14 15 17	815,570.47
Total:	78,148,422.74

Successor Agency to the Redevelopment Agency by Account:

2004 Tax Allocation Housing Bonds Series A-T		
363831 - Debt Service		4,581,790.89
363833 - Interest		22,874.24
Total:		4,604,665.13
2011 Tax Allocation Bonds B, B-T, D, E		
872152 - B Reserve		2,314,739.83
872153 - B Redevelopment		15,548,464.27
872154 - B Interest		42,154.56
872162 - B-T Reserve		1,153,217.30
872163 - B-T Redevelopment		7,195,112.11
872164 - B-T Interest		1,927,999.72
872165 - B-T Principal		80.04
872166 - T Debt Service		1,909,953.42
872232 - E Reserve		1,192,761.43
872233 - E Redevelopment		2,310,134.39
872234 - E Interest		585,398.90
872242 - D Reserve		532,557.44
872244 - D Interest		346,945.62
Total:		35,059,519.03
2011 Tax Allocation Bonds Series A-T		
871933 - A-T Reserve		1,413,230.53
Total:		1,413,230.53
2014 Tax Allocation Bonds A, D, E		
668371 - A Debt Service		957,226.29
668374 - A Reserve		1,472,276.81
668452 - E Debt Service		744,523.29
668455 - E Reserve		1,481,271.61
668462 - D Debt Service		1,314,243.97
Total:		5,969,541.97

2015 Tax Allocation Bonds A, D, E		
639365 - A Revenue		0.18
713679 - A Reserve		1,531,424.66
713683 - A Debt Service		1,148,651.24
713684 - A Interest		0.06
713692 - D Debt Service		663,447.29
713702 - E Reserve		1,055,253.72
713744 - E Debt Service		1,035,560.43
Total:		5,434,337.58
2015 Tax Allocation Bonds B & C		
822326 - B Debt Service		1,000,328.45
822911 - C Debt Service		733,555.22
822912 - C Interest		16,035.50
822914 - C Reserve		1,046,137.60
Total:		2,796,056.77
2016 Tax Allocation Bonds A, D, E		
741102 - A Revenue		0.05
741197 - A Debt Service		846,193.75
741210 - D Debt Service		2,729,545.83
741220 - E Debt Service		1,123,147.07
Total:		4,698,886.70
2016 Tax Allocation Bonds B & C		
741108 - C Debt Service		461,421.41
741188 - B Debt Service		2,649,027.84
Total:		3,110,449.25
2017 TA Housing Refunding Bonds Series A		
982727 - A Reserve		1,135,164.46
Total:		1,135,164.46
2017 Tax Allocation Bonds D & E		
982684 - E Interest		47,260.93
982686 - E Reserve		4,473,305.64

982700 - A Interest	1,189.96
982706 – D Debt Service	658.65
982707 – D Interest	25,766.94
982709 - D Reserve	2,152,180.93
Total:	6,700,363.05
2017 Tax Allocation Bonds Series C	
982691 – C Debt Service	30,250.62
982692 – C Interest	4,791.84
982694 - C Reserve	531,682.81
Total:	566,725.27
2017 Tax Allocation Ref Bonds Series B	
982718 - B Debt Service	849.87
982719 - B Interest	12,718.80
Total:	13,568.67
2017 Tax Allocation Housing Bonds Series A-T	
208954 – Reserve	4,210,792.16
Total:	4,210,792.16
2017 Tax Allocation Housing Refunding Series B	
208967 – Reserve	1,619,551.70
Total:	1,619,551.70
2014 TA Housing Ref Bonds Series A	
668323	812,978.32
668324 – Interest	2,592.15
Total:	815,570.47
Grand Total:	78,148,422.74

Redevelopment Agency for the County of Riverside

ISSUES

1. 2004 TAX ALLOCATION HOUSING BONDS SERIES A-T
 2. 2011 TAX ALLOCATION BONDS B, B-T, D, E
 3. 2011 TAX ALLOCATION HOUSING BONDS SERIES A-T
 4. 2014 TAX ALLOCATION REF BONDS SERIES A, D, E
 5. 2015 TAX ALLOCATION HOUSING REF BONDS SERIES A, D, E
 6. 2015 TAX ALLOCATION HOUSING REF BONDS SERIES B & C
 7. 2016 SERIES A TAX ALLOCATION REV BONDS SERIES A, D, E
 8. 2016 TAX ALLOCATION REF BONDS SERIES B & C
 9. 2017 TAX ALLOCATION HOUSING REFUNDING BONDS SERIES A
 10. 2017 TAX ALLOCATION HOUSING REFUNDING BONDS SERIES D & E
 11. 2017 TAX ALLOCATION HOUSING REFUNDING BONDS SERIES B
 12. 2017 TAX ALLOCATION HOUSING REFUNDING BONDS SERIES C
- 

Redevelopment Agency for the County of Riverside

ISSUES

13. 2017 TAXABLE HOUSING BONDS SERIES A-T
14. 2017 TAX ALLOCATION REF BONDS SERIES B
15. COMBINED HOUSING 14 15 17



REDEVELOPMENT AGENCY FOR THE COUNTY OF RIVERSIDE

2004 Tax Allocation Housing Bonds Series A-T

\$37,000,000

Dated Date: 12/29/2004	S&P: AA	Arbitrage Yield:
Due: 10/1/2037	Moody's:	Arbitrage Position:
Call Date:	Fitch:	Arbitrage Last Calc:
Trustee: BNY		



Columbia Capital Management, LLC
FIXED INCOME PORTFOLIO
 June 30, 2018

Portfolio	Security	Yield	Maturity	S & P	Moody's	Shares	Total Cost	Market Value
2004 Tax Allocation Housing Bonds Series A-T								
363831 - Debt Service	FIDELITY INVST MM GOVT CLASS I	1.77%			Aaa	4,581,790.89	4,581,790.89	4,581,790.89
363833 - Interest	FIDELITY INVST MM GOVT CLASS I	1.77%			Aaa	22,874.24	22,874.24	22,874.24
						4,604,665.13	4,604,665.13	4,604,665.13
						4,604,665.13	4,604,665.13	4,604,665.13

REDEVELOPMENT AGENCY FOR THE COUNTY OF RIVERSIDE

2011 Tax Allocation Bonds B \$23,133,000.50

Dated Date: 3/17/2011	S&P: A	Arbitrage Yield: 8.185%
Due: 10/1/2042	Moody's:	Arbitrage Position:
Call Date: 10/1/2021	Fitch:	Arbitrage Last Calc:
Trustee: BNY		

2011 Tax Allocation Bonds B-T \$11,525,000

Dated Date: 3/17/2011	S&P: A	Arbitrage Yield: Taxable
Due: 10/1/2019	Moody's:	Arbitrage Position:
Call Date: Not Callable	Fitch:	Arbitrage Last Calc:
Trustee: BNY		

2011 Tax Allocation Bonds D \$6,475,000

Dated Date: 3/17/2011	S&P: A	Arbitrage Yield: 7.228%
Due: 12/1/2037	Moody's:	Arbitrage Position:
Call Date: 12/1/2021	Fitch:	Arbitrage Last Calc:
Trustee: BNY		

2011 Tax Allocation Bonds E \$12,579,720

Dated Date: 3/17/2011	S&P: BBB+	Arbitrage Yield: 8.391%
Due: 12/1/2044	Moody's:	Arbitrage Position:
Call Date: 12/1/2021	Fitch:	Arbitrage Last Calc:
Trustee: BNY		

Columbia Capital Management, LLC
FIXED INCOME PORTFOLIO
 June 30, 2018

Portfolio	Security	Yield	Maturity	S & P	Moody's	Shares	Total Cost	Market Value
2011 Tax Allocation Bonds B, B-T, D, E								
872152 - B Reserve	Pooled Investment Fund County 1.250% Due 07-01-18	1.88%	07-01-18	Aaa		2,314,739.83	2,314,739.83	2,314,739.83
872153 - B Redevelopment	DREYFUS TAX EXEMP CASH MGMT IN 1.32%				Aaa	15,548,464.27	15,548,464.27	15,548,464.27
872154 - B Interest	FIDELITY INVST MM GOVT CLASS I 1.77%	1.77%			Aaa	42,154.56	42,154.56	42,154.56
872162 - B-T Reserve	Pooled Investment Fund County 1.250% Due 07-01-18	1.88%	07-01-18	Aaa		1,153,217.30	1,153,217.30	1,153,217.30
872163 - B-T Redevelopment	FIDELITY INVST MM GOVT CLASS I 1.77%	1.77%			Aaa	7,195,112.11	7,195,112.11	7,195,112.11
872164 - B-T Interest	FIDELITY INVST MM GOVT CLASS I 1.77%	1.77%			Aaa	1,927,999.72	1,927,999.72	1,927,999.72
872165 - B-T Principal	FIDELITY INVST MM GOVT CLASS I 1.77%	1.77%			Aaa	80.04	80.04	80.04
872166 - B-T Special Tax Fund	FIDELITY INVST MM GOVT CLASS I 1.77%	1.77%			Aaa	1,909,953.42	1,909,953.42	1,909,953.42
872232 - E Reserve	Pooled Investment Fund County 1.250% Due 07-01-18	1.88%	07-01-18	Aaa		1,192,758.80	1,192,758.80	1,192,758.80
872232 - E Reserve	FIDELITY INVST MM GOVT CLASS I 1.77%	1.77%			Aaa	2.63	2.63	2.63
872233 - E Redevelopment	DREYFUS TAX EXEMP CASH MGMT IN 1.32%				Aaa	2,310,134.39	2,310,134.39	2,310,134.39
872234 - E Interest	FIDELITY INVST MM GOVT CLASS I 1.77%	1.77%			Aaa	585,398.90	585,398.90	585,398.90
872242 - D Reserve	Pooled Investment Fund County 1.250% Due 07-01-18	1.88%	07-01-18	Aaa		532,556.25	532,556.25	532,556.25
872242 - D Reserve	FIDELITY INVST MM GOVT CLASS I 1.77%	1.77%			Aaa	1.19	1.19	1.19
872244 - D Interest	FIDELITY INVST MM GOVT CLASS I 1.77%	1.77%			Aaa	346,945.62	346,945.62	346,945.62
						35,059,519.03	35,059,519.03	35,059,519.03
						35,059,519.03	35,059,519.03	35,059,519.03

REDEVELOPMENT AGENCY FOR THE COUNTY OF RIVERSIDE

2011 Tax Allocation Housing Bonds Series A-T \$14,095,000

Dated Date: 3/8/2011	S&P: A	Arbitrage Yield: Taxable
Due: 10/1/2021	Moody's: A3	Arbitrage Position:
Call Date: Not Callable	Fitch:	Arbitrage Last Calc:
Trustee: BNY		



Columbia Capital Management, LLC
FIXED INCOME PORTFOLIO
 June 30, 2018

Portfolio	Security	Yield	Maturity	S & P	Moody's	Shares	Total Cost	Market Value
2011 Tax Allocation Bonds Series A-T 871933 - A-T Reserve	FIDELITY INVST MM GOVT CLASS I	1.77%			Aaa	1,413,230.53	1,413,230.53	1,413,230.53
						1,413,230.53	1,413,230.53	1,413,230.53

REDEVELOPMENT AGENCY FOR THE COUNTY OF RIVERSIDE

2014 Tax Allocation Bonds A \$19,620,000

Dated Date: 10/1/2014	S&P: AA	Arbitrage Yield:
Due: 10/1/2037	Moody's:	Arbitrage Position:
Call Date: 10/1/2024	Fitch:	Arbitrage Last Calc:
Trustee: BNY		

2014 Tax Allocation Bonds D \$28,130,000

Dated Date: 10/1/2014	S&P: AA	Arbitrage Yield:
Due: 10/1/2037	Moody's:	Arbitrage Position:
Call Date: 10/1/2024	Fitch:	Arbitrage Last Calc:
Trustee: BNY		

2014 Tax Allocation Bonds E \$16,545,000

Dated Date: 10/1/2014	S&P: AA	Arbitrage Yield:
Due: 10/1/2037	Moody's:	Arbitrage Position:
Call Date: 10/1/2024	Fitch:	Arbitrage Last Calc:
Trustee: BNY		

Columbia Capital Management, LLC
FIXED INCOME PORTFOLIO
 June 30, 2018

Portfolio	Security	Yield	Maturity	S & P	Moody's	Shares	Total Cost	Market Value
2014 Tax Allocation Bonds A, D, E								
668371 - A Debt Service	FEDERATED US TREAS CASH RES #6	1.45%			Aaa	957,226.29	957,226.29	957,226.29
668374 - A Reserve	FEDERATED US TREAS CASH RES #6	1.45%			Aaa	1,472,276.81	1,472,276.81	1,472,276.81
668452 - E Debt Service	FEDERATED US TREAS CASH RES #6	1.45%			Aaa	744,523.29	744,523.29	744,523.29
668455 - E Reserve	FEDERATED US TREAS CASH RES #6	1.45%			Aaa	1,481,271.61	1,481,271.61	1,481,271.61
668462 - D Debt Service	FEDERATED US TREAS CASH RES #6	1.45%			Aaa	1,314,243.97	1,314,243.97	1,314,243.97
						5,969,541.97	5,969,541.97	5,969,541.97
						5,969,541.97	5,969,541.97	5,969,541.97

REDEVELOPMENT AGENCY FOR THE COUNTY OF RIVERSIDE

2015 Tax Allocation Rev Bonds Series A, D, E
\$54,955,000

Dated Date: 10/1/2015	S&P: AA	Arbitrage Yield:
Due: 10/1/2037	Moody's:	Arbitrage Position:
Call Date: 10/1/2025	Fitch:	Arbitrage Last Calc:
Trustee: BNY		



Columbia Capital Management, LLC
FIXED INCOME PORTFOLIO
 June 30, 2018

Portfolio	Security	Yield	Maturity	S & P	Moody's	Shares	Total Cost	Market Value
2015 Tax Allocation Bonds A, D, E								
639365 - A Revenue	FIDELITY INVST MM GOVT CLASS I	1.77%			Aaa	0.18	0.18	0.18
713679 - A Reserve	FIDELITY INVST MM GOVT CLASS I	1.77%			Aaa	1,531,424.66	1,531,424.66	1,531,424.66
713683 - A Debt Service	FIDELITY INVST MM GOVT CLASS I	1.77%			Aaa	1,148,651.24	1,148,651.24	1,148,651.24
713684 - A Interest	FIDELITY INVST MM GOVT CLASS I	1.77%			Aaa	0.06	0.06	0.06
713692 - D Debt Service	FIDELITY INVST MM GOVT CLASS I	1.77%			Aaa	663,447.29	663,447.29	663,447.29
713702 - E Reserve	FIDELITY INVST MM GOVT CLASS I	1.77%			Aaa	1,055,253.72	1,055,253.72	1,055,253.72
713744 - E Debt Service	FIDELITY INVST MM GOVT CLASS I	1.77%			Aaa	1,035,560.43	1,035,560.43	1,035,560.43
						5,434,337.58	5,434,337.58	5,434,337.58

REDEVELOPMENT AGENCY FOR THE COUNTY OF RIVERSIDE

2015 Tax Allocation Bonds B \$64,365,000

Dated Date: 7/8/2015	S&P: AA	Arbitrage Yield:
Due: 10/1/2037	Moody's:	Arbitrage Position:
Call Date: 10/1/2025	Fitch:	Arbitrage Last Calc:
Trustee: BNY		

2015 Tax Allocation Bonds C \$15,025,000

Dated Date: 7/8/2015	S&P: AA	Arbitrage Yield:
Due: 10/1/2037	Moody's:	Arbitrage Position:
Call Date: 10/1/2025	Fitch:	Arbitrage Last Calc:
Trustee: BNY		

Columbia Capital Management, LLC
FIXED INCOME PORTFOLIO
 June 30, 2018

Portfolio	Security	Yield	Maturity	S & P	Moody's	Shares	Total Cost	Market Value
2015 Tax Allocation Bonds B & C								
822326 - B Debt Service	FIDELITY INVST MM GOVT CLASS I	1.77%			Aaa	1,000,328.45	1,000,328.45	1,000,328.45
822911 - C Debt Service	FIDELITY INVST MM GOVT CLASS I	1.77%			Aaa	733,555.22	733,555.22	733,555.22
822912 - C Interest	FIDELITY INVST MM GOVT CLASS I	1.77%			Aaa	16,035.50	16,035.50	16,035.50
822914 - C Reserve	FIDELITY INVST MM GOVT CLASS I	1.77%			Aaa	1,046,137.60	1,046,137.60	1,046,137.60
						2,796,056.77	2,796,056.77	2,796,056.77
						2,796,056.77	2,796,056.77	2,796,056.77

REDEVELOPMENT AGENCY FOR THE COUNTY OF RIVERSIDE

2016 Tax Allocation Rev Bonds Series A, D, E
\$88,895,000

Dated Date: 5/4/2016	S&P: AA	Arbitrage Yield:
Due: 10/1/2037	Moody's:	Arbitrage Position:
Call Date: 10/1/2025	Fitch:	Arbitrage Last Calc:
Trustee: BNY		



Columbia Capital Management, LLC
FIXED INCOME PORTFOLIO
 June 30, 2018

Portfolio	Security	Yield	Maturity	S & P	Moody's	Shares	Total Cost	Market Value
2016 Tax Allocation Bonds A, D, E								
741102 - A Revenue	FIDELITY INVST MM GOVT CLASS I	1.77%			Aaa	0.05	0.05	0.05
741197 - A Debt Service	FIDELITY INVST MM GOVT CLASS I	1.77%			Aaa	846,193.75	846,193.75	846,193.75
741210 - D Debt Service	FIDELITY INVST MM GOVT CLASS I	1.77%			Aaa	2,729,545.83	2,729,545.83	2,729,545.83
741220 - E Debt Service	FIDELITY INVST MM GOVT CLASS I	1.77%			Aaa	1,123,147.07	1,123,147.07	1,123,147.07
						4,698,886.70	4,698,886.70	4,698,886.70
						4,698,886.70	4,698,886.70	4,698,886.70

REDEVELOPMENT AGENCY FOR THE COUNTY OF RIVERSIDE

2016 Tax Allocation Bonds B \$50,670,000

Dated Date: 5/4/2016	S&P: AA	Arbitrage Yield:
Due: 10/1/2037	Moody's:	Arbitrage Position:
Call Date: 10/1/2025	Fitch:	Arbitrage Last Calc:
Trustee: BNY		

2016 Tax Allocation Bonds C \$8,950,000

Dated Date: 5/4/2016	S&P: AA	Arbitrage Yield:
Due: 10/1/2037	Moody's:	Arbitrage Position:
Call Date: 10/1/2025	Fitch:	Arbitrage Last Calc:
Trustee: BNY		

Columbia Capital Management, LLC
FIXED INCOME PORTFOLIO
 June 30, 2018

Portfolio	Security	Yield	Maturity	S & P	Moody's	Shares	Total Cost	Market Value
2016 Tax Allocation Bonds B & C								
741108 - C Debt Service	FIDELITY INVST MM GOVT CLASS I	1.77%			Aaa	461,421.41	461,421.41	461,421.41
741188 - B Debt Service	FIDELITY INVST MM GOVT CLASS I	1.77%			Aaa	2,649,027.84	2,649,027.84	2,649,027.84
						<u>3,110,449.25</u>	<u>3,110,449.25</u>	<u>3,110,449.25</u>
						<u>3,110,449.25</u>	<u>3,110,449.25</u>	<u>3,110,449.25</u>

REDEVELOPMENT AGENCY FOR THE COUNTY OF RIVERSIDE

2017 Tax Allocation Housing Refunding Bonds Series A

\$18,135,000

Dated Date: 5/10/2017	S&P: AA	Arbitrage Yield:
Due: 10/1/2039	Moody's:	Arbitrage Position:
Call Date: 10/1/2027	Fitch:	Arbitrage Last Calc:
Trustee: BNY		

Columbia Capital Management, LLC
FIXED INCOME PORTFOLIO
 June 30, 2018

Portfolio	Security	Yield	Maturity	S & P	Moody's	Shares	Total Cost	Market Value
2017 TA Housing Refunding Bonds Series A								
982727 - A Reserve	GOLDMAN SACHS GOVT INST FUND #1.8135%			AAA	Aaa	1,135,164.46	1,135,164.46	1,135,164.46
						1,135,164.46	1,135,164.46	1,135,164.46

REDEVELOPMENT AGENCY FOR THE COUNTY OF RIVERSIDE

2017 Tax Allocation Rev Bonds Series D & E

\$80,640,000

Dated Date: 5/10/2017	S&P: AA	Arbitrage Yield:
Due: 10/1/2040	Moody's:	Arbitrage Position:
Call Date: 10/1/2027	Fitch:	Arbitrage Last Calc:
Trustee: BNY		



Columbia Capital Management, LLC
FIXED INCOME PORTFOLIO
 June 30, 2018

Portfolio	Security	Yield	Maturity	S & P	Moody's	Shares	Total Cost	Market Value
2017 Tax Allocation Bonds D & E								
982684 - E Interest	GOLDMAN SACHS GOVT INST FUND #1.8135%			AAA	Aaa	47,260.93	47,260.93	47,260.93
982686 - E Reserve	GOLDMAN SACHS GOVT INST FUND #1.8135%			AAA	Aaa	4,473,305.64	4,473,305.64	4,473,305.64
982700 - A Interest	GOLDMAN SACHS GOVT INST FUND #1.8135%			AAA	Aaa	1,189.96	1,189.96	1,189.96
982706 - D Debt Service	GOLDMAN SACHS GOVT INST FUND #1.8135%			AAA	Aaa	658.65	658.65	658.65
982707 - D Interest	GOLDMAN SACHS GOVT INST FUND #1.8135%			AAA	Aaa	25,766.94	25,766.94	25,766.94
982709 - D Reserve	GOLDMAN SACHS GOVT INST FUND #1.8135%			AAA	Aaa	2,152,180.93	2,152,180.93	2,152,180.93
						<u>6,700,363.05</u>	<u>6,700,363.05</u>	<u>6,700,363.05</u>
						<u>6,700,363.05</u>	<u>6,700,363.05</u>	<u>6,700,363.05</u>

REDEVELOPMENT AGENCY FOR THE COUNTY OF RIVERSIDE

2017 Tax Allocation Rev Bonds Series B
\$63,005,000

Dated Date:	S&P: AA	Arbitrage Yield:
Due:	Moody's:	Arbitrage Position:
Call Date:	Fitch:	Arbitrage Last Calc:
Trustee: BNY		



Columbia Capital Management, LLC
FIXED INCOME PORTFOLIO
 June 30, 2018

Portfolio	Security	Yield	Maturity	S & P	Moody's	Shares	Total Cost	Market Value
2017 Tax Allocation Ref Bonds Series B								
982718 - B Debt Service	FIDELITY INVST MM GOVT CLASS I 1.77%	1.77%			Aaa	849.87	849.87	849.87
982719 - B Interest	FIDELITY INVST MM GOVT CLASS I 1.77%	1.77%			Aaa	12,718.80	12,718.80	12,718.80
						13,568.67	13,568.67	13,568.67
						13,568.67	13,568.67	13,568.67

REDEVELOPMENT AGENCY FOR THE COUNTY OF RIVERSIDE

2017 Tax Allocation Rev Bonds Series C

\$5,725,000

Dated Date: 5/10/2017	S&P: AA	Arbitrage Yield:
Due: 10/1/2040	Moody's:	Arbitrage Position:
Call Date: 10/1/2027	Fitch:	Arbitrage Last Calc:
Trustee: BNY		



Columbia Capital Management, LLC
FIXED INCOME PORTFOLIO
 June 30, 2018

Portfolio	Security	Yield	Maturity	S & P	Moody's	Shares	Total Cost	Market Value
2017 Tax Allocation Bonds Series C								
982691 - C Debt Service	GOLDMAN SACHS GOVT INST FUND #1.8135%			AAA	Aaa	30,250.62	30,250.62	30,250.62
982692 - C Interest	GOLDMAN SACHS GOVT INST FUND #1.8135%			AAA	Aaa	4,791.84	4,791.84	4,791.84
982694 - C Reserve	GOLDMAN SACHS GOVT INST FUND #1.8135%			AAA	Aaa	531,682.81	531,682.81	531,682.81
						566,725.27	566,725.27	566,725.27
						566,725.27	566,725.27	566,725.27

REDEVELOPMENT AGENCY FOR THE COUNTY OF RIVERSIDE

2017 Tax Allocation Housing Bonds Series A-T
\$53,360,000

Dated Date: 12/28/2017	S&P: AA	Arbitrage Yield:
Due: 10/01/2037	Moody's:	Arbitrage Position:
Call Date:	Fitch:	Arbitrage Last Calc:
Trustee: BNY		



Columbia Capital Management, LLC
FIXED INCOME PORTFOLIO
 June 30, 2018

Portfolio	Security	Yield	Maturity	S & P	Moody's	Shares	Total Cost	Market Value
2017 Taxable Housing Series A-T 208954 - Reserve	DREYFUS TAX EXEMP CASH MGMT IN	1.32%			Aaa	4,210,792.16	4,210,792.16	4,210,792.16
						4,210,792.16	4,210,792.16	4,210,792.16

REDEVELOPMENT AGENCY FOR THE COUNTY OF RIVERSIDE

2017 Tax Allocation Housing Refunding Bonds Series B

\$26,546,807

Dated Date: 12/28/2017	S&P: AA	Arbitrage Yield:
Due: 10/01/2042	Moody's:	Arbitrage Position:
Call Date:	Fitch:	Arbitrage Last Calc:
Trustee: BNY		



Columbia Capital Management, LLC
FIXED INCOME PORTFOLIO
 June 30, 2018

Portfolio	Security	Yield	Maturity	S & P	Moody's	Shares	Total Cost	Market Value
2017 Taxable Housing Series B 208967 - Reserve	DREYFUS TAX EXEMP CASH MGMT IN	1.32%			Aaa	1,619,551.70	1,619,551.70	1,619,551.70
						1,619,551.70	1,619,551.70	1,619,551.70

REDEVELOPMENT AGENCY FOR THE COUNTY OF RIVERSIDE

Combined Housing 14 15 17

Dated Date:	S&P:	Arbitrage Yield:
Due:	Moody's:	Arbitrage Position:
Call Date:	Fitch:	Arbitrage Last Calc:
Trustee: BNY		



Columbia Capital Management, LLC
FIXED INCOME PORTFOLIO
 June 30, 2018

Portfolio	Security	Yield	Maturity	S & P	Moody's	Shares	Total Cost	Market Value
Combined Housing 14 15 17								
668323 - Debt Service	FEDERATED US TREAS CASH RES #6	1.45%			Aaa	812,978.32	812,978.32	812,978.32
668324 - Interest	FEDERATED US TREAS CASH RES #6	1.45%			Aaa	2,592.15	2,592.15	2,592.15
						815,570.47	815,570.47	815,570.47
						815,570.47	815,570.47	815,570.47