

SUBMITTAL TO THE BOARD OF SUPERVISORS
COUNTY OF RIVERSIDE, STATE OF CALIFORNIA



ITEM
2.6
(ID # 8172)

MEETING DATE:

Tuesday, November 6, 2018


FROM : AUDITOR CONTROLLER:


SUBJECT: AUDITOR-CONTROLLER: Fiscal Year 18/19 Allocation of Enhancing Law Enforcement Activities Subaccount (ELEAS) for Citizen's Option for Public Safety (COPS) Program and Juvenile Justice Crime Prevention Act (JJCPA), Districts All. [\$12,315,868 - State Funds 100%]

RECOMMENDED MOTION: That the Board of Supervisors:

1. Receive and file the attached FY 18/19 report on the distribution of the annual Enhancing Law Enforcement Activities Subaccount (ELEAS) for Citizen's Option for Public Safety (COPS) Program and Juvenile Justice Crime Prevention Act (JJCPA) from September 1, 2018 through August 31, 2019. (Attachment A).

ACTION: Consent

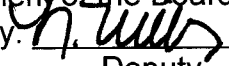

Mark A. Hake, Chief Probation Officer 10/26/2018


Paul A. Angulo, County Auditor-Controller 10/26/2018

MINUTES OF THE BOARD OF SUPERVISORS

On motion of Supervisor Tavaglione, seconded by Supervisor Perez and duly carried by unanimous vote, IT WAS ORDERED that the above matter is received and filed as recommended.

Ayes: Jeffries, Tavaglione, Washington, Perez and Ashley
Nays: None
Absent: None
Date: November 6, 2018
xc: Auditor

Kecia Harper-Ihem
Clerk of the Board
By: 
Deputy

**SUBMITTAL TO THE BOARD OF SUPERVISORS COUNTY OF RIVERSIDE,
STATE OF CALIFORNIA**

FINANCIAL DATA	Current Fiscal Year:	Next Fiscal Year:	Total Cost:	Ongoing Cost
COST	\$ 8,948,807	\$ 3,367,061	\$ 12,315,868	\$
NET COUNTY COST	\$	\$	\$	\$
SOURCE OF FUNDS: State Funds 100%			Budget Adjustment: No	
			For Fiscal Year: 18/19 & 19/20	

C.E.O. RECOMMENDATION: APPROVE

BACKGROUND:

Summary

Pursuant to current law, the State Controller is required to allocate funds to each County that established an Enhancing Law Enforcement Service Activities Subaccount (ELEAS) in accordance with the proportionate share of the State's total population that resides in the cities within the County and the unincorporated area of the County.

Government Code 30061 requires the County Auditor-Controller to allocate the moneys in the County's ELEAS within 30 days of the deposit of those moneys into the fund.

Fiscal Year 18/19 Allocation ELEAS for COPS and JJCPA allocation is \$12,315,868 and will be received in monthly installment payments. The data on Attachment A represents the distribution for the COPS Program and the JJCPA. The Cities share of the total ELEAS allocation is \$3,890,716 and the County's share is \$8,425,151. The County's share will be distributed as follows: \$1,925,508 to the COPS Program and \$6,499,643 to JJCPA.

Impact on Residents and Businesses

Fiscal Year 18/19 ELEAS allocation is used to fund jail operations, criminal prosecution, front-line law enforcement, and a comprehensive multi-agency juvenile justice program.

SUPPLEMENTAL:

Additional Fiscal Information

Fiscal Year 18/19 ELEAS payments are received from the State between the months of September 2018 and August 2019, therefore payments to the Cities and the County will be allocated between FY19 and FY20. During FY19 total estimated amount to be allocated is \$8,948,807 and \$3,367,061 in FY20.

ATTACHMENT A. Allocation of Enhancing Law Enforcement Activities Subaccount (ELEAS)


 Stephanie Perez, Principal Management Analyst 10/29/2018

County of Riverside
Allocation of Enhancing Law Enforcement Activities Subaccount (ELEAS)
for Citizen's Option for Public Safety (COPS) Program and Juvenile Justice Crime Prevention Act (JJCPA)
Fiscal Year 2018-2019
ATTACHMENT A

ESTIMATED AMOUNTS TO BE RECEIVED PER DEPARTMENT OF FINANCE LETTER:

COPS	
Cities and County for front-line law enforcement	4,477,298.00
County Sheriff for county jail construction & operation	669,463.00
County District Attorney for criminal prosecution	669,463.00
Total COPS	5,816,224.00

JJCPA	
County Probation for Juvenile Justice Plan	6,499,643.00

TOTAL ELEAS ALLOCATION 12,315,867.00

COPS:

Jurisdiction	Population 01/01/2018	% Based on Population	\$100K Minimum Required by State	Total Projected Allocations by State (1)	Projected Monthly Payments to Cities and County for Months 1-11th per State Allocation	Total Projected Allocation for Months 1-11th for Cities and County per State Allocation	Projected Payment to Cities and County for Month 12th per State Allocation	Grand Total Allocation
Banning	31,282	1.29%	100,000.00	100,000.00	8,333.33	91,666.63	8,333.37	100,000.00
Beaumont	48,237	2.00%	100,000.00	100,000.00	8,333.33	91,666.63	8,333.37	100,000.00
Blythe	19,389	0.80%	100,000.00	100,000.00	8,333.33	91,666.63	8,333.37	100,000.00
Calimesa	8,876	0.37%	100,000.00	100,000.00	8,333.33	91,666.63	8,333.37	100,000.00
Canyon Lake	11,018	0.46%	100,000.00	100,000.00	8,333.33	91,666.63	8,333.37	100,000.00
Cathedral City	54,791	2.27%	100,000.00	100,000.00	8,333.33	91,666.63	8,333.37	100,000.00
Coachella	45,635	1.89%	100,000.00	100,000.00	8,333.33	91,666.63	8,333.37	100,000.00
Corona	168,574	6.98%	100,000.00	256,203.00	8,333.33	91,666.63	164,536.37	256,203.00
Desert Hot Springs	29,742	1.23%	100,000.00	100,000.00	8,333.33	91,666.63	8,333.37	100,000.00
Eastvale	64,855	2.68%	100,000.00	100,000.00	8,333.33	91,666.63	8,333.37	100,000.00
Hemet	83,166	3.44%	100,000.00	126,398.00	8,333.33	91,666.63	34,731.37	126,398.00
Indian Wells	5,574	0.23%	100,000.00	100,000.00	8,333.33	91,666.63	8,333.37	100,000.00
Indio	87,883	3.64%	100,000.00	133,567.00	8,333.33	91,666.63	41,900.37	133,567.00
Jurupa Valley	106,054	4.39%	100,000.00	161,184.00	8,333.33	91,666.63	69,517.37	161,184.00
La Quinta	63,365	2.62%	100,000.00	100,000.00	8,333.33	91,666.63	8,333.37	100,000.00
Lake Elsinore	41,204	1.71%	100,000.00	100,000.00	8,333.33	91,666.63	8,333.37	100,000.00
Menifee	91,902	3.80%	100,000.00	139,675.00	8,333.33	91,666.63	48,008.37	139,675.00
Moreno Valley	207,629	8.59%	100,000.00	315,560.00	8,333.33	91,666.63	223,893.37	315,560.00
Murrieta	113,541	4.70%	100,000.00	172,563.00	8,333.33	91,666.63	80,896.37	172,563.00
Norco	26,761	1.11%	100,000.00	100,000.00	8,333.33	91,666.63	8,333.37	100,000.00
Palm Desert	52,769	2.18%	100,000.00	100,000.00	8,333.33	91,666.63	8,333.37	100,000.00
Palm Springs	47,706	1.97%	100,000.00	100,000.00	8,333.33	91,666.63	8,333.37	100,000.00
Perris	77,837	3.22%	100,000.00	118,299.00	8,333.33	91,666.63	26,632.37	118,299.00
Rancho Mirage	18,738	0.78%	100,000.00	100,000.00	8,333.33	91,666.63	8,333.37	100,000.00
Riverside	325,860	13.49%	100,000.00	495,251.00	8,333.33	91,666.63	403,584.37	495,251.00
San Jacinto	48,146	1.99%	100,000.00	100,000.00	8,333.33	91,666.63	8,333.37	100,000.00
Temecula	113,181	4.68%	100,000.00	172,016.00	8,333.33	91,666.63	80,349.37	172,016.00
Wildomar	36,287	1.50%	100,000.00	100,000.00	8,333.33	91,666.63	8,333.37	100,000.00
County Sheriff Patrol - Unincorporated	385,953	15.98%	100,000.00	586,582.00	8,333.33	91,666.63	494,915.37	586,582.00
Total Front-Line Law Enforcement to Cities & Unincorporated	2,415,955	100.00%		4,477,298.00	241,666.57	2,658,332.27	1,818,965.73	4,477,298.00
County Sheriff for county jail const & ops				669,463.00	55,788.58	613,674.38	55,788.62	669,463.00
County DA for criminal prosecution				669,463.00	55,788.58	613,674.38	55,788.62	669,463.00
Total COPS				5,816,224.00	353,243.73	3,885,681.03	1,930,542.97	5,816,224.00
JJCPA:								
County Probation for Juvenile Justice Plan				6,499,643.00	541,636.92	5,958,006.12	541,636.88	6,499,643.00
TOTAL ELEAS ALLOCATION				12,315,867.00	894,880.65	9,843,687.15	2,472,179.85	12,315,867.00

(1) Overall calculation of all counties are based on the government code and county percentage is based on population. Allocations for FY 18/19 are based on State's fiscal year starting in September and ending in August.

FORM 11		NEXT FY TOTAL COST FOR FY 2018-2019 (July -August)	
CURRENT FY TOTAL COST FOR FY 2018-2019 (September -June)		COPS	2,283,786.70
COPS	3,532,437.30	JJCPA	1,083,273.80
JJCPA	5,416,369.20	NEXT FY TOTAL COST	3,367,060.50
CURRENT FY TOTAL COST	8,948,806.50	TOTAL COST	12,315,867.00