

SUBMITTAL TO THE BOARD OF SUPERVISORS
COUNTY OF RIVERSIDE, STATE OF CALIFORNIA



ITEM
19.3
(ID # 9993)

MEETING DATE:

Tuesday, June 11, 2019

FROM : ENVIRONMENTAL HEALTH:

SUBJECT: ENVIRONMENTAL HEALTH: PUBLIC HEARING - Adopt the Annual Rate Adjustment to Waste Collection for Waste Management of Inland Empire, A Division of USA Waste of California, Inc. Waste Management Collections and Recycling, Inc. within Riverside County Waste Franchise Areas 1, 3 and 4, Districts 1, 2, 3 & 5. [\$0] (Introduced May 7, 2019, Continued from 5/21/19 to 6/11/19 - MT #9588, Item 19.4)

RECOMMENDED MOTION: That the Board of Supervisors:

1. Conduct a public hearing to receive public comments on the annual adjustment to the waste collection rates within the County Franchise Areas 1, 3 and 4; and
2. At the conclusion of the public hearing, adopt Resolution No. 2019-080 adjusting the rates by the Consumer Price Index (CPI) and approving the additional recycling processing increase.


ACTION: Policy


Keith Jones, Director Environmental Health 5/22/2019

MINUTES OF THE BOARD OF SUPERVISORS

On motion of Supervisor Spiegel, seconded by Supervisor Hewitt and duly carried by unanimous vote, IT WAS ORDERED that the above matter is approved as recommended.

Ayes: Jeffries, Spiegel, Washington, Perez and Hewitt
Nays: None
Absent: None
Date: June 11, 2019
xc: Environmental Health

Kecia Harper
Clerk of the Board
By: 
Deputy

**SUBMITTAL TO THE BOARD OF SUPERVISORS COUNTY OF RIVERSIDE,
STATE OF CALIFORNIA**

FINANCIAL DATA	Current Fiscal Year:	Next Fiscal Year:	Total Cost:	Ongoing Cost
COST	\$ 0	\$ 0	\$ 0	\$ 0
NET COUNTY COST	\$ 0	\$ 0	\$ 0	\$ 0
SOURCE OF FUNDS:			Budget Adjustment:	No
			For Fiscal Year:	19/20

C.E.O. RECOMMENDATION: Approve

BACKGROUND:

Summary

Waste Collection Franchise Agreements covering most unincorporated portions of Riverside County were phased in between 1997 and 1998. Within each of the existing eleven Franchise Agreements is a provision for an annual adjustment of the rates effective each July 1st. The franchise areas (Areas) are spread throughout the entire county unincorporated area and are present within each Supervisor's District.

This adjustment allows a pass through for any changes to landfill costs including the Alternative Daily Cover surcharge or transfer station fees, plus an increase based on Consumer Price Index (CPI) for the balance of the rate. Costs are adjusted by the CPI for the Riverside/San Bernardino/Ontario, CA, as published by the United States Department of Labor, Bureau of Labor Statistics. The proposed rates were adjusted as delineated in the franchise agreement using a CPI of 3.0% for the twelve (12) month period January 2018 through December 2018.

The detailed rate calculation worksheets factoring in the CPI increase have been reviewed for accuracy and the updated rate sheets are maintained by the Department of Environmental Health.

Recycling Processing Fees

California Law mandates each jurisdiction divert at least 50% of the waste material it generates. To meet that mandate, the waste haulers provide residential curbside recycling bins and commercial recycling bins to divert recyclables to processors and away from the landfill. In the past these programs provided the waste haulers with a marketable commodity that could be used to offset the costs associated with collection, processing and transporting recyclable materials to other markets. Recent changes in the global market for recyclable materials have had a negative impact on a large number of recyclable material types and raised the price of processing and moving material while also depressing the commodity prices of those materials. Foreign initiatives, such as Green Fence, National Sword and Blue Sky from China, have limited or removed markets for materials while also causing a ripple effect of similar limitations or bans in other countries where recyclable materials were previously accepted.

**SUBMITTAL TO THE BOARD OF SUPERVISORS COUNTY OF RIVERSIDE,
STATE OF CALIFORNIA**

To offset the rising costs of recyclable collection, the waste haulers in all franchise areas are requesting the addition of a new line item to the rate schedules that accounts for the cost of processing recyclable material. These costs are based on the previous year's costs for collection, processing and transport of recyclables. This new line item will not be subject to annual CPI adjustments but will be based on the prior year's actual costs for recycling processing.

For the 19/20 fiscal year, Waste Management of Inland Empire, A Division of USA Waste of California, Inc. Waste Management Collections and Recycling, Inc. is requesting a \$1.05 monthly increase for all residential customers with recycling bins.


Impact on Residents and Businesses

The current typical residential account pays between \$21.35 to \$23.93 a month. The approval of the proposed 3.0% CPI increase and recycling processing fee would result in an increased rate ranging from \$23.04 to \$25.70 per month.

The approval of this change will result in no cost to the County; implementation expenses are borne by the franchisee.

ATTACHMENTS

Attachment A – Resolution 2019-080 WMI Rates FY 19/20
Attachment B – WMI Rates FY 19/20



Gregory H. Priamos, Director County Counsel 5/24/2019

2 **RESOLUTION NO. 2019-080**

3 **A RESOLUTION OF THE COUNTY OF RIVERSIDE ESTABLISHING WASTE HAULER FEES**
4 **FOR WASTE MANAGEMENT OF INLAND EMPIRE, A DIVISION OF USA WASTE OF**
5 **CALIFORNIA, INC. WASTE MANAGEMENT COLLECTION AND RECYCLING, INC., IN**
6 **FRANCHISE AREAS 1, 3 AND 4**

7 WHEREAS, California Government Code section 25827 authorizes the Board of Supervisors to
8 prescribe terms and conditions for the collection of solid waste in the unincorporated areas of Riverside County;
9 and

10 WHEREAS, California Public Resources Code section 40059 authorizes the County of Riverside to
11 determine all aspects of solid waste handling which are of local concern, including whether the services are to
12 be provided by nonexclusive franchise, and the charges and fees for such service; and

13 WHEREAS, Riverside County Ordinance 745 has established that a solid waste hauler, duly permitted
14 or franchised by the County of Riverside, shall be entitled to payment for services rendered in the amounts as
15 specified in a Resolution adopted by the Board of Supervisors; and


16 WHEREAS, the Board of Supervisors recognizes the benefits of entering into Waste Hauler Franchise
17 Agreements for the efficiency of solid waste management; and

18 WHEREAS, the County of Riverside has entered into Waste Hauler Franchise Agreements with Waste
19 Management of Inland Empire, A Division of USA Waste of California, Inc. Waste Management Collections
20 and Recycling, Inc. (WMI) to cover Franchise Areas 1, 3 and 4; and

21 WHEREAS, the Waste Collection Franchise Agreements covering Franchise Areas 1, 3 and 4, contain
22 a provision for an annual adjustment of the rates customers are charged based on the consumer price index
23 ("CPI");

24 WHEREAS, the Board of Supervisors acknowledges the need for the CPI increase of the hauler fees to
25 provide a cost of living increase to address the costs of providing these services; and

26 WHEREAS, WMI has requested the addition of a Recycling Processing fee where applicable to cover
27 the increased cost of recyclable processing State-wide;

FORM APPROVED COUNTY COUNSEL
BY:  ERIC STOPHER
DATE 5/18/19

1 BE IT RESOLVED AND ORDERED that the Board of Supervisors of the County of Riverside, State
2 of California, in regular session assembled on 6/11, 2019, finds that the waste hauler fees in Franchise Areas
3 1, 3 and 4 shall receive an increase, based on the CPI of 3.0% to the service component of their fees for fiscal
4 year 2019-2020 and approve the addition of the Recycling Processing fee to the existing rate sheets.

ROLL CALL:

Ayes: Jeffries, Spiegel, Washington, Perez and Hewitt
Nays: None
Absent: None

The foregoing is certified to be a true copy of a resolution duly adopted by said Board of Supervisors on the date therein set forth.

Kecia R. Harper, Clerk of said Board

By


Deputy

Franchise Area 1

Tip Fee Increase 3.05%

Fuel Surcharge 0.00%

CPI 3.00%

Area 1A

	Current Total	Current Service	Adjustment to Service	Current Landfill	Adjustment to Landfill	Adjusted Total
Residential Services						
<i>Comprehensive Collection</i>						
Regular	\$ 22.93	\$ 17.68	\$ 0.53	\$ 5.25	\$ 0.16	\$ 23.62
Senior	\$ 20.68	\$ 15.43	\$ 0.46	\$ 5.25	\$ 0.16	\$ 21.30
Hard to Service	\$ 40.44	\$ 35.19	\$ 1.06	\$ 5.25	\$ 0.16	\$ 41.66
Extra Container	\$ 7.19	\$ 4.31	\$ 0.13	\$ 2.88	\$ 0.09	\$ 7.41
Green Waste	\$ 4.38	\$ 3.37	\$ 0.10	\$ 1.01	\$ 0.03	\$ 4.51
Recycling Material Offset						\$ 1.05

Residential Bins

bin size (cu. yd.)	frequency	Current Service	Adjustment to Service	Current Landfill	Adjustment to Landfill	Adjusted Total
2	\$ 1.00	\$ 68.74	\$ 2.06	\$ 21.28	\$ 0.65	\$ 92.73
	\$ 2.00	\$ 137.35	\$ 4.12	\$ 42.56	\$ 1.30	\$ 185.33
3	\$ 1.00	\$ 89.77	\$ 2.69	\$ 31.92	\$ 0.97	\$ 125.36
	\$ 2.00	\$ 179.52	\$ 5.39	\$ 63.85	\$ 1.95	\$ 250.70

Franchise Area 1

CPI 3.00%

Area 1A

	Current Total	Current Service	Adjustment to Service	Current Landfill	Adjustment to Landfill	Adjusted Total
Other Residential Services						
Residential Extra Bag	\$ 4.34	\$ 4.34	\$ 0.13	-	\$ -	\$ 4.47
Back Yard/Side Yard Collection	\$ 18.66	\$ 18.66	\$ 0.56	-	\$ -	\$ 19.22 per month
Extra Recycling Cart	\$ 3.04	\$ 3.04	\$ 0.09	-	\$ -	\$ 3.13 per month
Extra Green Waste Cart	\$ 6.03	\$ 5.03	\$ 0.15	1.00	\$ 0.03	\$ 6.21 per month
Exchanges (in excess of 1 per year)	\$ 18.66	\$ 18.66	\$ 0.56	-	\$ -	\$ 19.22
Redelivery Fee for Roll Cart	\$ 23.31	\$ 23.31	\$ 0.70	-	\$ -	\$ 24.01
Reinstatement Fee	\$ 23.31	\$ 23.31	\$ 0.70	-	\$ -	\$ 24.01
Scout Service					1.5 times residential rate	
Rural Rate	\$ 27.13	\$ 27.13	\$ 0.81	-	\$ -	\$ 27.94
Residential clean-up						
(\$50.00 minimum per below)						
Labor	\$ 54.36	\$ 54.36	\$ 1.63	-	\$ -	\$ 55.99 per man /per
Forklift	\$ 77.68	\$ 77.68	\$ 2.33	-	\$ -	\$ 80.01 per hour
Chainsaw	\$ 38.84	\$ 38.84	\$ 1.17	-	\$ -	\$ 40.01 per hour
Bulky Item Collection	\$ 23.31	\$ 23.31	\$ 0.70	-	\$ -	\$ 24.01
CFC Removal Fee	\$ 31.07	\$ 31.07	\$ 0.93	-	\$ -	\$ 32.00
Electronic Waste	\$ 35.37	\$ 35.37	\$ 1.06	-	\$ -	\$ 36.43
Residential Account Set-Up	\$ 16.10	\$ 16.10	\$ 0.48	-	\$ -	\$ 16.58

Franchise Area 1

CPI 3.00%

Area 1A

(Both Comprehensive and Non-comprehensive)

bin size (cu. yd.) frequency

		Current Total	Current Service	Adjustment to Service	Current Landfill	Adjustment to Landfill	Adjusted Total
2	\$ 1.00	\$ 96.81	\$ 77.09	\$ 2.31	\$ 19.72	\$ 0.60	\$ 99.72
	\$ 2.00	\$ 193.58	\$ 154.15	\$ 4.62	\$ 39.43	\$ 1.20	\$ 199.41
	\$ 3.00	\$ 290.36	\$ 231.21	\$ 6.94	\$ 59.15	\$ 1.80	\$ 299.10
	\$ 4.00	\$ 387.18	\$ 308.32	\$ 9.25	\$ 78.86	\$ 2.41	\$ 398.83
	\$ 5.00	\$ 483.98	\$ 385.40	\$ 11.56	\$ 98.58	\$ 3.01	\$ 498.55
	\$ 6.00	\$ 580.76	\$ 462.47	\$ 13.87	\$ 118.29	\$ 3.61	\$ 598.24
3	\$ 1.00	\$ 133.69	\$ 104.12	\$ 3.12	\$ 29.57	\$ 0.90	\$ 137.72
	\$ 2.00	\$ 259.32	\$ 200.17	\$ 6.01	\$ 59.15	\$ 1.80	\$ 267.13
	\$ 3.00	\$ 388.94	\$ 300.23	\$ 9.01	\$ 88.71	\$ 2.71	\$ 400.65
	\$ 4.00	\$ 518.59	\$ 400.30	\$ 12.01	\$ 118.29	\$ 3.61	\$ 534.21
	\$ 5.00	\$ 648.24	\$ 500.38	\$ 15.01	\$ 147.86	\$ 4.51	\$ 667.76
	\$ 6.00	\$ 777.90	\$ 600.46	\$ 18.01	\$ 177.44	\$ 5.41	\$ 801.33
4	\$ 1.00	\$ 182.69	\$ 143.26	\$ 4.30	\$ 39.43	\$ 1.20	\$ 188.19
	\$ 2.00	\$ 365.39	\$ 286.53	\$ 8.60	\$ 78.86	\$ 2.41	\$ 376.39
	\$ 3.00	\$ 548.08	\$ 429.79	\$ 12.89	\$ 118.29	\$ 3.61	\$ 564.58
	\$ 4.00	\$ 730.76	\$ 573.04	\$ 17.19	\$ 157.72	\$ 4.81	\$ 752.76
	\$ 5.00	\$ 913.46	\$ 716.31	\$ 21.49	\$ 197.15	\$ 6.01	\$ 940.96
	\$ 6.00	\$ 1,096.16	\$ 859.58	\$ 25.79	\$ 236.58	\$ 7.22	\$ 1,129.16
6	\$ 1.00	\$ 253.58	\$ 204.30	\$ 6.13	\$ 49.28	\$ 1.50	\$ 261.21
	\$ 2.00	\$ 507.18	\$ 408.60	\$ 12.26	\$ 98.58	\$ 3.01	\$ 522.44
	\$ 3.00	\$ 760.76	\$ 612.90	\$ 18.39	\$ 147.86	\$ 4.51	\$ 783.66
	\$ 4.00	\$ 1,014.34	\$ 817.19	\$ 24.52	\$ 197.15	\$ 6.01	\$ 1,044.87
	\$ 5.00	\$ 1,267.92	\$ 1,021.49	\$ 30.64	\$ 246.43	\$ 7.52	\$ 1,306.08
	\$ 6.00	\$ 1,521.50	\$ 1,225.77	\$ 36.77	\$ 295.73	\$ 9.02	\$ 1,567.29

C o m m e r c i a l B i n s

Franchise Area 1

CPI 3.00%

Area 1A

	Current Total	Current Service	Adjustment to Service	Current Landfill	Adjustment to Landfill	Adjusted Total
Other Services						
Manure Bin rate						
bin size (cu. yd.)	frequency					
\$ 2.00	\$ 1.00	\$ 147.53	\$ 3.81	\$ 20.37	\$ 0.62	\$ 151.97
\$ 3.00	\$ 1.00	\$ 191.63	\$ 4.83	\$ 30.55	\$ 0.93	\$ 197.39
Roll-offs.						
10 to 40 cubic yard	\$ 290.92	\$ 290.92	\$ 8.73			\$ 299.65 per pull plus
Roll off compactor:	\$ 367.08	\$ 367.08	\$ 11.01			\$ 378.09 per pull plus
Minimum Pull Charge	\$ 265.56	\$ 265.56	\$ 7.97			\$ 273.53
Commercial Bin Push Charges						
Dismount Distance (in feet)						
0 to 25'	No Charge					No Charge Per collector
26 to 50	\$ 11.36	\$ 11.36	\$ 0.34			\$ 11.70
51 to 75	\$ 14.62	\$ 14.62	\$ 0.44			\$ 15.06
76 to 100	\$ 16.25	\$ 16.25	\$ 0.49			\$ 16.74
Additional Roll off fees						
Delivery	\$ 94.57	\$ 94.57	\$ 2.84			\$ 97.41
Extra Trip	\$ 94.57	\$ 94.57	\$ 2.84			\$ 97.41
Relocation	\$ 94.57	\$ 94.57	\$ 2.84			\$ 97.41
Commercial and Industrial Bulky Item						
first item	\$ 40.06	\$ 40.06	\$ 1.20			\$ 41.26
second and third item	\$ 24.02	\$ 24.02	\$ 0.72			\$ 24.74

At Cost

Franchise Area 1

CPI 3.00%

Area 1A

	Current Total	Current Service	Adjustment to Service	Current Landfill	Adjustment to Landfill	Adjusted Total	
Unscheduled Extra Bin Dumps	\$	\$	\$	\$	\$	\$	
While on Site	\$ 54.98	\$ 47.34	\$ 1.42	\$ 7.64	\$ 0.23	\$ 56.63	
Separate Trip	\$ 79.31	\$ 71.67	\$ 2.15	\$ 7.64	\$ 0.23	\$ 81.69	
Unscheduled Compactor Dumps	\$ 94.58	\$ 71.66	\$ 2.15	\$ 22.92	\$ 0.70	\$ 97.43	
Commercial Can	\$ 47.57	\$ 45.69	\$ 1.37	\$ 1.88	\$ 0.06	\$ 49.00	per month
Temporary bin service	\$	\$	\$	\$	\$	\$	
Up to Three (3) days:	\$ 118.44	\$ 110.80	\$ 3.32	\$ 7.64	\$ 0.23	\$ 122.00	Total 1 empty
Up to Thirty (30) days:	\$ 313.50	\$ 282.95	\$ 8.49	\$ 30.55	\$ 0.93	\$ 322.92	Total 4 empty
Additional Scout Service	\$ 80.16	\$ 80.16	\$ 2.40	\$	\$	\$ 82.56	
Bin Exchange	\$ 50.31	\$ 50.31	\$ 1.51	\$	\$	\$ 51.82	
Lost or Stolen Bin	\$ 801.41	\$ 801.41	\$ 24.04	\$	\$	\$ 825.45	
Lost or Stolen Cart	\$ 128.26	\$ 128.26	\$ 3.85	\$	\$	\$ 132.11	
Burned Bin	\$ 448.78	\$ 448.78	\$ 13.46	\$	\$	\$ 462.24	
Bin or Cart Repair	actual cost					actual cost	
Locking Lids	\$ 19.24	\$ 19.24	\$ 0.58	\$	\$	\$ 19.82	per month
Replacement Lock	\$ 40.06	\$ 40.06	\$ 1.20	\$	\$	\$ 41.26	
Replacement Key	\$ 8.01	\$ 8.01	\$ 0.24	\$	\$	\$ 8.25	
Haul or Call Fee	\$ 28.96	\$ 28.96	\$ 0.87	\$	\$	\$ 29.83	
Tire Haul Charge	\$ 405.17	\$ 405.17	\$ 12.16	\$	\$	\$ 417.33	
Wine Country Recycle Cart for Bin users	\$	\$	\$	\$	\$	\$	
Restart fee	\$	\$	\$	\$	\$	\$	
(Administrative Only, Bin on Site)	\$ 24.02	\$ 24.02	\$ 0.72	\$	\$	\$ 24.74	
(Administrative Plus Bin Delivery)	\$ 120.21	\$ 120.21	\$ 3.61	\$	\$	\$ 123.82	
Over Loaded Bin	\$ 54.28	\$ 54.28	\$ 1.63	\$	\$	\$ 55.91	per bin
Commerical Account Set-Up	\$ 33.59	\$ 33.59	\$ 1.01	\$	\$	\$ 34.60	
Tax Roll Administrative Charge	\$ 33.56	\$ 33.56	\$ 1.01	\$	\$	\$ 34.57	
Recycle Contamination Charge	\$ 79.30	\$ 79.30	\$ 2.38	\$	\$	\$ 81.68	
Mixed C & D Charge	\$ 335.45	\$ 335.45	\$ 10.06	\$	\$	\$ 345.51	plus disposal
Commercial Bin Delivery/Removal	\$ 27.13	\$ 27.13	\$ 0.81	\$	\$	\$ 27.94	
Commerical Recycle Bin Extra Pick Up	\$ 32.56	\$ 32.56	\$ 0.98	\$	\$	\$ 33.54	

Franchise Area 1

CPI 3.00%

Area 1A

Current Total Current Service Adjustment to Service Current Landfill Adjustment to Landfill Adjusted Total

Current Total Current Service Adjustment to Service Current Processing Adjustment to Processing Adjusted Total

**Commercial Recycling Service
(Both Comprehensive and Non-comprehensive)**

bin size (cu. yd.)	frequency	Current Total	Current Service	Adjustment to Service	Current Landfill	Adjustment to Landfill	Adjusted Total
3	1	\$ 87.01	\$ 87.01	\$ 2.61	\$ -	\$ -	\$ 89.62
3	2	\$ 174.02	\$ 174.02	\$ 5.22	\$ -	\$ -	\$ 179.24
3	3	\$ 261.03	\$ 261.03	\$ 7.83	\$ -	\$ -	\$ 268.86
4	1	\$ 106.52	\$ 106.52	\$ 3.20	\$ -	\$ -	\$ 109.72
4	2	\$ 213.03	\$ 213.03	\$ 6.39	\$ -	\$ -	\$ 219.42
4	3	\$ 319.55	\$ 319.55	\$ 9.59	\$ -	\$ -	\$ 329.14
6	1	\$ 112.53	\$ 112.53	\$ 3.38	\$ -	\$ -	\$ 115.91
6	2	\$ 225.06	\$ 225.06	\$ 6.75	\$ -	\$ -	\$ 231.81
6	3	\$ 337.59	\$ 337.59	\$ 10.13	\$ -	\$ -	\$ 347.72

Current Total Current Service Adjustment to Service Current Processing Adjustment to Processing Adjusted Total

**Commercial Organics Service
(Both Comprehensive and Non-comprehensive)**

bin size (cu. yd.)	frequency	Current Total	Current Service	Adjustment to Service	Current Processing	Adjustment to Processing	Adjusted Total
64 Gallon	1	\$ 28.39	\$ 19.02	\$ 0.57	\$ 9.37	\$ 0.29	\$ 29.24
	2	\$ 56.77	\$ 38.04	\$ 1.14	\$ 18.73	\$ 0.57	\$ 58.48
	3	\$ 85.16	\$ 57.06	\$ 1.71	\$ 28.10	\$ 0.86	\$ 87.73
	4	\$ 113.54	\$ 76.08	\$ 2.28	\$ 37.46	\$ 1.14	\$ 116.97
	5	\$ 141.92	\$ 95.10	\$ 2.85	\$ 46.82	\$ 1.43	\$ 146.21
2 Yard	1	\$ 150.32	\$ 91.22	\$ 2.74	\$ 59.10	\$ 1.80	\$ 154.86
	2	\$ 300.65	\$ 182.44	\$ 5.47	\$ 118.21	\$ 3.61	\$ 309.73
	3	\$ 451.01	\$ 273.70	\$ 8.21	\$ 177.31	\$ 5.41	\$ 464.63
	4	\$ 601.34	\$ 364.92	\$ 10.95	\$ 236.42	\$ 7.21	\$ 619.50
	5	\$ 751.65	\$ 456.13	\$ 13.68	\$ 295.52	\$ 9.01	\$ 774.35

Franchise Area 1

CPI 3.00%

Area 1A

Current Total	Current Service	Adjustment to Service	Current Landfill	Adjustment to Landfill	Adjusted Total
---------------	-----------------	-----------------------	------------------	------------------------	----------------

Franchise Area 1

3.05%

Tip Fee Increase

0.00%

Fuel Surcharge

3.00%

CPI

Area 1B

Residential Services

	Current Total	Current Service	Adjustment to Service	Current Landfill	Adjustment to Landfill	Adjusted Total
Comprehensive Collection	\$ 23.93	\$ 18.68	\$ 0.56	\$ 5.25	\$ 0.16	\$ 24.65
Regular	\$ 21.77	\$ 16.52	\$ 0.50	\$ 5.25	\$ 0.16	\$ 22.43
Senior	\$ 40.74	\$ 35.49	\$ 1.06	\$ 5.25	\$ 0.16	\$ 41.96
Hard to Service	\$ 6.96	\$ 4.30	\$ 0.13	\$ 2.66	\$ 0.08	\$ 7.17
Extra Container	\$ 2.58	\$ 1.68	\$ 0.05	\$ 0.90	\$ 0.03	\$ 2.66
Green Waste						
Recycling Material Offset						\$ 1.05

Not applicable - at commercial bin rates

Residential Bins

bin size (cu. yd.)	frequency	
2	1.00	\$
	2.00	\$
3	1.00	\$
	2.00	\$

Franchise Area 1

CPI 3.00%

Area 1B

Other Residential Services

	Current Total	Current Service	Adjustment to Service	Current Landfill	Adjustment to Landfill	Adjusted Total
Residential Extra Bag	\$ 4.34	\$ 4.34	\$ 0.13	-	\$ -	\$ 4.47
Back Yard/Side Yard Collection	\$ 18.66	\$ 18.66	\$ 0.56	-	\$ -	\$ 19.22 per month
Extra Recycling Cart	\$ 3.04	\$ 3.04	\$ 0.09	-	\$ -	\$ 3.13 per month
Extra Green Waste Cart	\$ 6.05	\$ 6.05	\$ 0.18	-	\$ -	\$ 6.23 per month
Exchanges (in excess of 1 per year)	\$ 18.66	\$ 18.66	\$ 0.56	-	\$ -	\$ 19.22
Redelivery Fee for Roll Cart	\$ 23.31	\$ 23.31	\$ 0.70	-	\$ -	\$ 24.01
Reinstatement Fee	\$ 23.31	\$ 23.31	\$ 0.70	-	\$ -	\$ 24.01
Scout Service						
Rural Rate	\$ 27.13	\$ 27.13	\$ 0.81	-	\$ -	\$ 27.94

Residential clean-up

(\$50.00 minimum per below)

Labor hour	\$ 54.36	\$ 54.36	\$ 1.63	-	\$ -	\$ 55.99 per man /per hour
Forklift	\$ 77.68	\$ 77.68	\$ 2.33	-	\$ -	\$ 80.01 per hour
Chainsaw	\$ 38.84	\$ 38.84	\$ 1.17	-	\$ -	\$ 40.01 per hour
Bulky Item Collection	\$ 23.31	\$ 23.31	\$ 0.70	-	\$ -	\$ 24.01
CFC Removal Fee	\$ 31.07	\$ 31.07	\$ 0.93	-	\$ -	\$ 32.00
Electronic Waste	\$ 35.37	\$ 35.37	\$ 1.06	-	\$ -	\$ 36.43
Residential Account Set-Up	\$ 16.10	\$ 16.10	\$ 0.48	-	\$ -	\$ 16.58

Franchise Area 1

CPI 3.00%

Area 1B

(Both Comprehensive and Non-comprehensive)

bin size (cu. yd.)	frequency
2	\$ 1.00
	\$ 2.00
	\$ 3.00
	\$ 4.00
	\$ 5.00
	\$ 6.00
3	\$ 1.00
	\$ 2.00
	\$ 3.00
	\$ 4.00
	\$ 5.00
	\$ 6.00
4	\$ 1.00
	\$ 2.00
	\$ 3.00
	\$ 4.00
	\$ 5.00
	\$ 6.00
6	\$ 1.00
	\$ 2.00
	\$ 3.00
	\$ 4.00
	\$ 5.00
	\$ 6.00

C o m m e r c i a l B i n s

Current Total	Current Service	Adjustment to Service	Current Landfill	Adjustment to Landfill	Adjusted Total
\$ 112.73	\$ 93.01	\$ 2.79	\$ 19.72	\$ 0.60	\$ 116.12
\$ 225.49	\$ 186.06	\$ 5.58	\$ 39.43	\$ 1.20	\$ 232.27
\$ 338.18	\$ 279.03	\$ 8.37	\$ 59.15	\$ 1.80	\$ 348.35
\$ 450.92	\$ 372.06	\$ 11.16	\$ 78.86	\$ 2.41	\$ 464.49
\$ 563.66	\$ 465.08	\$ 13.95	\$ 98.58	\$ 3.01	\$ 580.62
\$ 676.40	\$ 558.11	\$ 16.74	\$ 118.29	\$ 3.61	\$ 696.75
\$ 140.29	\$ 110.72	\$ 3.32	\$ 29.57	\$ 0.90	\$ 144.51
\$ 280.59	\$ 221.44	\$ 6.64	\$ 59.15	\$ 1.80	\$ 289.04
\$ 420.87	\$ 332.16	\$ 9.96	\$ 88.71	\$ 2.71	\$ 433.54
\$ 561.17	\$ 442.88	\$ 13.29	\$ 118.29	\$ 3.61	\$ 578.06
\$ 701.46	\$ 553.60	\$ 16.61	\$ 147.86	\$ 4.51	\$ 722.58
\$ 841.77	\$ 664.33	\$ 19.93	\$ 177.44	\$ 5.41	\$ 867.11
\$ 185.85	\$ 146.42	\$ 4.39	\$ 39.43	\$ 1.20	\$ 191.45
\$ 360.38	\$ 281.52	\$ 8.45	\$ 78.86	\$ 2.41	\$ 371.23
\$ 540.59	\$ 422.30	\$ 12.67	\$ 118.29	\$ 3.61	\$ 556.87
\$ 720.79	\$ 563.07	\$ 16.89	\$ 157.72	\$ 4.81	\$ 742.49
\$ 900.97	\$ 703.82	\$ 21.11	\$ 197.15	\$ 6.01	\$ 928.10
\$ 1,081.16	\$ 844.58	\$ 25.34	\$ 236.58	\$ 7.22	\$ 1,113.71
\$ 257.85	\$ 208.57	\$ 6.26	\$ 49.28	\$ 1.50	\$ 265.61
\$ 485.73	\$ 387.15	\$ 11.61	\$ 98.58	\$ 3.01	\$ 500.35
\$ 728.57	\$ 580.71	\$ 17.42	\$ 147.86	\$ 4.51	\$ 750.50
\$ 971.42	\$ 774.27	\$ 23.23	\$ 197.15	\$ 6.01	\$ 1,000.66
\$ 1,214.27	\$ 967.84	\$ 29.04	\$ 246.43	\$ 7.52	\$ 1,250.82
\$ 1,457.15	\$ 1,161.42	\$ 34.84	\$ 295.73	\$ 9.02	\$ 1,501.01

Franchise Area 1

CPI 3.00%

Area 1B

Other Services

Manure Bin rate

bin size (cu. yd.)	frequency												
\$ 2.00	\$ 1.00	\$ 147.53	\$ 127.16	\$ 3.81	\$ 20.37	\$ 0.62	\$ 151.97						
\$ 3.00	\$ 1.00	\$ 191.63	\$ 161.08	\$ 4.83	\$ 30.55	\$ 0.93	\$ 197.39						

Roll-offs.

10 to 40 cubic yard disposal	\$ 256.78	\$ 256.78	\$ 7.70				\$ 264.49	per pull plus disposal
Roll off compactor disposal	\$ 367.06	\$ 367.06	\$ 11.01				\$ 378.07	per pull plus disposal
Minimum Pull Charge	\$ 234.40	\$ 234.40	\$ 7.03				\$ 241.43	

Commercial Bin Push Charges

Dismount Distance (in feet)

0 to 25'	per w	No Charge						No Charge	Per collection per w
26 to 50	\$ 11.36	\$ 11.36	\$ 0.34				\$ 11.70		
51 to 75	\$ 14.62	\$ 14.62	\$ 0.44				\$ 15.06		
76 to 100	\$ 16.25	\$ 16.25	\$ 0.49				\$ 16.74		

Additional Roll off fees

Delivery	\$ 94.57	\$ 94.57	\$ 2.84				\$ 97.41
Extra Trip	\$ 94.57	\$ 94.57	\$ 2.84				\$ 97.41
Relocation	\$ 94.57	\$ 94.57	\$ 2.84				\$ 97.41

Commercial and Industrial Bulky Item

first item	\$ 40.06	\$ 40.06	\$ 1.20				\$ 41.26
second and third item	\$ 24.02	\$ 24.02	\$ 0.72				\$ 24.74

Franchise Area 1

CPI 3.00%

Area 1B

	Current Total	Current Service	Adjustment to Service	Current Landfill	Adjustment to Landfill	Adjusted Total	
Unscheduled Extra Bin Dumps	\$ 54.98	\$ 47.34	\$ 1.42	\$ 7.64	\$ 0.23	\$ 56.63	
While on Site	\$ 79.31	\$ 71.67	\$ 2.15	\$ 7.64	\$ 0.23	\$ 81.69	
Separate Trip	\$ 92.31	\$ 69.39	\$ 2.08	\$ 22.92	\$ 0.70	\$ 95.09	
Unscheduled Compactor Dumps	\$ 47.57	\$ 45.69	\$ 1.37	\$ 1.88	\$ 0.06	\$ 49.00	per month
Commercial Can							
Temporary bin service							
Up to Three (3) days: y	\$ 118.44	\$ 110.80	\$ 3.32	\$ 7.64	\$ 0.23	\$ 122.00	Total 1 empty
Up to Thirty (30) days: ies	\$ 313.50	\$ 282.95	\$ 8.49	\$ 30.55	\$ 0.93	\$ 322.92	Total 4 empties
Additional Scout Service	\$ 80.16	\$ 80.16	\$ 2.40	-	-	\$ 82.56	
Bin Exchange	\$ 50.31	\$ 50.31	\$ 1.51	-	-	\$ 51.82	
Lost or Stolen Bin	\$ 801.41	\$ 801.41	\$ 24.04	-	-	\$ 825.45	
Lost or Stolen Cart	\$ 128.26	\$ 128.26	\$ 3.85	-	-	\$ 132.11	
Burned Bin	\$ 448.78	\$ 448.78	\$ 13.46	-	-	\$ 462.24	
Bin or Cart Repair	actual cost					actual cost	
Locking Lids	\$ 19.24	\$ 19.24	\$ 0.58	-	-	\$ 19.82	per month
Replacement Lock	\$ 40.06	\$ 40.06	\$ 1.20	-	-	\$ 41.26	
Replacement Key	\$ 8.01	\$ 8.01	\$ 0.24	-	-	\$ 8.25	
Haul or Call Fee	\$ 28.96	\$ 28.96	\$ 0.87	-	-	\$ 29.83	
Tire Haul Charge	\$ 405.17	\$ 405.17	\$ 12.16	-	-	\$ 417.33	
Wine Country Recycle Cart for Bin users							
Restart fee							
(Administrative Only, Bin on Site)	\$ 24.02	\$ 24.02	\$ 0.72	-	-	\$ 24.74	
(Administrative Plus Bin Delivery)	\$ 120.21	\$ 120.21	\$ 3.61	-	-	\$ 123.82	
Over Loaded Bin	\$ 54.28	\$ 54.28	\$ 1.63	-	-	\$ 55.91	per bin
Commerical Account-Set-Up	\$ 33.59	\$ 33.59	\$ 1.01	-	-	\$ 34.60	
Tax Roll Administrative Charge	\$ 33.56	\$ 33.56	\$ 1.01	-	-	\$ 34.57	
Recycle Contamination Charge	\$ 79.30	\$ 79.30	\$ 2.38	-	-	\$ 81.68	
Mixed C & D Charge	\$ 335.45	\$ 335.45	\$ 10.06	-	-	\$ 345.51	plus disposal
Commercial Bin Delivery/Removal	\$ 27.13	\$ 27.13	\$ 0.81	-	-	\$ 27.94	
Commerical Recycle Bin Extra Pick Up	\$ 32.56	\$ 32.56	\$ 0.98	-	-	\$ 33.54	

Franchise Area 1

CPI 3.00%

Area 1B

Current Total Current Service Adjustment to Service Current Landfill Adjustment to Landfill Adjusted Total

Commercial Recycling Service Current Recycling Current Total Current Service to Service Adjustment to Service Adjustment to Processing Adjusted Total

Commercial Recycling Service (Both Comprehensive and Non-comprehensive)

bin size (cu. yd.)	frequency	size (cu. yd.)	frequency	Current Service	Adjustment to Service	Current Service	Adjustment to Service	Current Landfill	Adjustment to Landfill	Adjusted Total
3	1	2	1	\$ 74.30	\$ 74.30	\$ 74.30	\$ 2.23	\$ -	\$ -	\$ 76.53
3	2		2	\$ 148.59	\$ 148.59	\$ 148.59	\$ 4.46	\$ -	\$ -	\$ 153.05
3	3		3	\$ 222.90	\$ 222.90	\$ 222.90	\$ 6.69	\$ -	\$ -	\$ 229.58
4	1		4	\$ 297.19	\$ 297.19	\$ 297.19	\$ 8.92	\$ -	\$ -	\$ 306.10
4	2		5	\$ 371.49	\$ 371.49	\$ 371.49	\$ 11.14	\$ -	\$ -	\$ 382.63
4	3		6	\$ 445.79	\$ 445.79	\$ 445.79	\$ 13.37	\$ -	\$ -	\$ 459.16
6	1	3	1	\$ 86.18	\$ 86.18	\$ 86.18	\$ 2.59	\$ -	\$ -	\$ 88.77
6	2		2	\$ 172.37	\$ 172.37	\$ 172.37	\$ 5.17	\$ -	\$ -	\$ 177.54
6	3		3	\$ 258.55	\$ 258.55	\$ 258.55	\$ 7.76	\$ -	\$ -	\$ 266.31
			4	\$ 344.74	\$ 344.74	\$ 344.74	\$ 10.34	\$ -	\$ -	\$ 355.08
			5	\$ 430.93	\$ 430.93	\$ 430.93	\$ 12.93	\$ -	\$ -	\$ 443.86
			6	\$ 517.12	\$ 517.12	\$ 517.12	\$ 15.51	\$ -	\$ -	\$ 532.63
		4	1	\$ 105.50	\$ 105.50	\$ 105.50	\$ 3.16	\$ -	\$ -	\$ 108.66
			2	\$ 210.98	\$ 210.98	\$ 210.98	\$ 6.33	\$ -	\$ -	\$ 217.31
			3	\$ 316.48	\$ 316.48	\$ 316.48	\$ 9.49	\$ -	\$ -	\$ 325.97
			4	\$ 421.97	\$ 421.97	\$ 421.97	\$ 12.66	\$ -	\$ -	\$ 434.63
			5	\$ 527.46	\$ 527.46	\$ 527.46	\$ 15.82	\$ -	\$ -	\$ 543.28
			6	\$ 632.95	\$ 632.95	\$ 632.95	\$ 18.99	\$ -	\$ -	\$ 651.94
		6	1	\$ 111.42	\$ 111.42	\$ 111.42	\$ 3.34	\$ -	\$ -	\$ 114.76
			2	\$ 222.84	\$ 222.84	\$ 222.84	\$ 6.69	\$ -	\$ -	\$ 229.53
			3	\$ 334.27	\$ 334.27	\$ 334.27	\$ 10.03	\$ -	\$ -	\$ 344.29
			4	\$ 445.69	\$ 445.69	\$ 445.69	\$ 13.37	\$ -	\$ -	\$ 459.06
			5	\$ 557.10	\$ 557.10	\$ 557.10	\$ 16.71	\$ -	\$ -	\$ 573.81
			6	\$ 668.52	\$ 668.52	\$ 668.52	\$ 20.06	\$ -	\$ -	\$ 688.58

Commercial Organics Service (Both Comprehensive and Non-comprehensive)

bin size (cu. yd.)	frequency	Current Service	Adjustment to Service	Current Landfill	Adjustment to Landfill	Adjusted Total
64 Gallon	1	\$ 517.12	\$ 517.12	\$ 15.51	\$ -	\$ 532.63
	2	\$ 105.50	\$ 105.50	\$ 3.16	\$ -	\$ 108.66
	3	\$ 210.98	\$ 210.98	\$ 6.33	\$ -	\$ 217.31
	4	\$ 316.48	\$ 316.48	\$ 9.49	\$ -	\$ 325.97
	5	\$ 421.97	\$ 421.97	\$ 12.66	\$ -	\$ 434.63
	6	\$ 527.46	\$ 527.46	\$ 15.82	\$ -	\$ 543.28
	1	\$ 632.95	\$ 632.95	\$ 18.99	\$ -	\$ 651.94
2 Yard	1	\$ 111.42	\$ 111.42	\$ 3.34	\$ -	\$ 114.76
	2	\$ 222.84	\$ 222.84	\$ 6.69	\$ -	\$ 229.53
	3	\$ 334.27	\$ 334.27	\$ 10.03	\$ -	\$ 344.29
	4	\$ 445.69	\$ 445.69	\$ 13.37	\$ -	\$ 459.06
	5	\$ 557.10	\$ 557.10	\$ 16.71	\$ -	\$ 573.81
	6	\$ 668.52	\$ 668.52	\$ 20.06	\$ -	\$ 688.58

Franchise Area 1

CPI 3.00%

Area 1B

Current Total Current Service Adjustment to Service Current Landfill Adjustment to Landfill Adjusted Total

Commercial Organics Current Total Current Service Adjustment to Service Processing to Landfill Adjustment to Processing Adjusted Total

size (cu. frequency

4 Gallon	1	\$ 28.39	\$ 19.02	\$ 0.57	\$ 9.37	\$ 0.29	\$ 29.24
	2	\$ 56.77	\$ 38.04	\$ 1.14	\$ 18.73	\$ 0.57	\$ 58.48
	3	\$ 85.16	\$ 57.06	\$ 1.71	\$ 28.10	\$ 0.86	\$ 87.73
	4	\$ 113.54	\$ 76.08	\$ 2.28	\$ 37.46	\$ 1.14	\$ 116.97
	5	\$ 141.92	\$ 95.10	\$ 2.85	\$ 46.82	\$ 1.43	\$ 146.21
2 Yard	1	\$ 150.32	\$ 91.22	\$ 2.74	\$ 59.10	\$ 1.80	\$ 154.86
	2	\$ 300.65	\$ 182.44	\$ 5.47	\$ 118.21	\$ 3.61	\$ 309.73
	3	\$ 451.01	\$ 273.70	\$ 8.21	\$ 177.31	\$ 5.41	\$ 464.63
	4	\$ 601.34	\$ 364.92	\$ 10.95	\$ 236.42	\$ 7.21	\$ 619.50
	5	\$ 751.65	\$ 456.13	\$ 13.68	\$ 295.52	\$ 9.01	\$ 774.35

Franchise Area 1

Tip Fee Increase 3.05%
 Fuel Surcharge 0.00%
 CPI 3.00%
Area 1C

	Current Total	Current Service	Adjustment to Service	Current Landfill	Adjustment to Landfill	Adjusted Total
Residential Services						
<i>Comprehensive Collection</i>						
Regular	\$ 23.93	\$ 18.68	\$ 0.56	\$ 5.25	\$ 0.16	\$ 24.65
Senior	\$ 21.77	\$ 16.52	\$ 0.50	\$ 5.25	\$ 0.16	\$ 22.43
Hard to Service	\$ 40.74	\$ 35.49	\$ 1.06	\$ 5.25	\$ 0.16	\$ 41.96
Extra Container	\$ 7.19	\$ 4.31	\$ 0.13	\$ 2.88	\$ 0.09	\$ 7.41
Green Waste	\$ 2.99	\$ 1.98	\$ 0.06	\$ 1.01	\$ 0.03	\$ 3.08
Recycling Material Offset						\$ 1.05

Not applicable - at commercial bin rates

<i>Residential Bins</i>	
bin size (cu. yd.)	frequency
2	\$ 1.00
	\$ 2.00
3	\$ 1.00
	\$ 2.00

Franchise Area 1

CPI 3.00%

Area 1C

	Current Total	Current Service	Adjustment to Service	Current Landfill	Adjustment to Landfill	Adjusted Total
Other Residential Services						
Residential Extra Bag	\$ 4.34	\$ 4.34	\$ 0.13	\$ -	\$ -	\$ 4.47
Back Yard/Side Yard Collection	\$ 18.66	\$ 18.66	\$ 0.56	\$ -	\$ -	\$ 19.22 per month
Extra Recycling Cart	\$ 3.04	\$ 3.04	\$ 0.09	\$ -	\$ -	\$ 3.13 per month
Extra Green Waste Cart	\$ 6.05	\$ 6.05	\$ 0.18	\$ -	\$ -	\$ 6.23 per month
Exchanges (in excess of 1 per year)	\$ 18.66	\$ 18.66	\$ 0.56	\$ -	\$ -	\$ 19.22
Redelivery Fee for Roll Cart	\$ 23.31	\$ 23.31	\$ 0.70	\$ -	\$ -	\$ 24.01
Reinstatement Fee	\$ 23.31	\$ 23.31	\$ 0.70	\$ -	\$ -	\$ 24.01
Scout Service	\$ -	\$ -	\$ -	\$ -	\$ 1.5 times residential rate	\$ -
Rural Rate	\$ 27.13	\$ 27.13	\$ 0.81	\$ -	\$ -	\$ 27.94
Residential clean-up	\$ -	\$ -	\$ -	\$ -	\$ -	\$ -
(\$50.00 minimum per below)	\$ -	\$ -	\$ -	\$ -	\$ -	\$ -
Labor	\$ 54.36	\$ 54.36	\$ 1.63	\$ -	\$ -	\$ 55.99 per man /per hour
Forklift	\$ 77.68	\$ 77.68	\$ 2.33	\$ -	\$ -	\$ 80.01 per hour
Chainsaw	\$ 38.84	\$ 38.84	\$ 1.17	\$ -	\$ -	\$ 40.01 per hour
Bulky Item Collection	\$ 23.31	\$ 23.31	\$ 0.70	\$ -	\$ -	\$ 24.01
CFC Removal Fee	\$ 31.07	\$ 31.07	\$ 0.93	\$ -	\$ -	\$ 32.00
Electronic Waste	\$ 35.37	\$ 35.37	\$ 1.06	\$ -	\$ -	\$ 36.43
Residential Account Set-Up	\$ 16.10	\$ 16.10	\$ 0.48	\$ -	\$ -	\$ 16.58

Franchise Area 1

CPI 3.00%

Area 1C

(Both Comprehensive and Non-comprehensive)
bin size (cu. yd.) frequency

		Current Total	Current Service	Adjustment to Service	Current Landfill	Adjustment to Landfill	Adjusted Total
2	\$ 1.00	\$ 101.02	\$ 81.30	\$ 2.44	\$ 19.72	\$ 0.60	\$ 104.06
	\$ 2.00	\$ 202.02	\$ 162.59	\$ 4.88	\$ 39.43	\$ 1.20	\$ 208.10
	\$ 3.00	\$ 303.05	\$ 243.90	\$ 7.32	\$ 59.15	\$ 1.80	\$ 312.17
	\$ 4.00	\$ 404.09	\$ 325.23	\$ 9.76	\$ 78.86	\$ 2.41	\$ 416.25
	\$ 5.00	\$ 505.10	\$ 406.52	\$ 12.20	\$ 98.58	\$ 3.01	\$ 520.30
	\$ 6.00	\$ 606.11	\$ 487.82	\$ 14.63	\$ 118.29	\$ 3.61	\$ 624.35
3	\$ 1.00	\$ 139.40	\$ 109.83	\$ 3.29	\$ 29.57	\$ 0.90	\$ 143.60
	\$ 2.00	\$ 278.77	\$ 219.62	\$ 6.59	\$ 59.15	\$ 1.80	\$ 287.16
	\$ 3.00	\$ 418.18	\$ 329.47	\$ 9.88	\$ 88.71	\$ 2.71	\$ 430.77
	\$ 4.00	\$ 557.57	\$ 439.28	\$ 13.18	\$ 118.29	\$ 3.61	\$ 574.36
	\$ 5.00	\$ 696.96	\$ 549.10	\$ 16.47	\$ 147.86	\$ 4.51	\$ 717.94
	\$ 6.00	\$ 836.35	\$ 658.91	\$ 19.77	\$ 177.44	\$ 5.41	\$ 861.53
4	\$ 1.00	\$ 185.85	\$ 146.42	\$ 4.39	\$ 39.43	\$ 1.20	\$ 191.45
	\$ 2.00	\$ 371.72	\$ 292.86	\$ 8.79	\$ 78.86	\$ 2.41	\$ 382.91
	\$ 3.00	\$ 557.57	\$ 439.28	\$ 13.18	\$ 118.29	\$ 3.61	\$ 574.36
	\$ 4.00	\$ 743.43	\$ 585.71	\$ 17.57	\$ 157.72	\$ 4.81	\$ 765.81
	\$ 5.00	\$ 929.26	\$ 732.11	\$ 21.96	\$ 197.15	\$ 6.01	\$ 957.24
	\$ 6.00	\$ 1,115.12	\$ 878.54	\$ 26.36	\$ 236.58	\$ 7.22	\$ 1,148.69
6	\$ 1.00	\$ 257.85	\$ 208.57	\$ 6.26	\$ 49.28	\$ 1.50	\$ 265.61
	\$ 2.00	\$ 515.71	\$ 417.13	\$ 12.51	\$ 98.58	\$ 3.01	\$ 531.23
	\$ 3.00	\$ 773.55	\$ 625.69	\$ 18.77	\$ 147.86	\$ 4.51	\$ 796.83
	\$ 4.00	\$ 1,031.40	\$ 834.25	\$ 25.03	\$ 197.15	\$ 6.01	\$ 1,062.44
	\$ 5.00	\$ 1,289.23	\$ 1,042.80	\$ 31.28	\$ 246.43	\$ 7.52	\$ 1,328.03
	\$ 6.00	\$ 1,547.07	\$ 1,251.34	\$ 37.54	\$ 295.73	\$ 9.02	\$ 1,593.63

C o m m e r c i a l B i n s

Franchise Area 1

CPI 3.00%

Area 1C

	Current Total	Current Service	Adjustment to Service	Current Landfill	Adjustment to Landfill	Adjusted Total
Other Services						
Manure Bin rate						
bin size (cu. yd.) frequency						
\$ 2.00 \$ 1.00	\$ 147.53	\$ 127.19	\$ 3.82	\$ 20.34	\$ 0.62	\$ 151.97
\$ 3.00 \$ 1.00	\$ 191.63	\$ 161.12	\$ 4.83	\$ 30.51	\$ 0.93	\$ 197.39
Roll-offs.						
10 to 40 cubic yard	\$ 256.77	\$ 256.77	\$ 7.70			\$ 264.47 per pull plus disposal
Roll off compactor:	\$ 367.08	\$ 367.08	\$ 11.01			\$ 378.09 per pull plus disposal
Minimum Pull Charge	\$ 234.40	\$ 234.40	\$ 7.03			\$ 241.43
Commercial Bin Push Charges						
Dismount Distance (in feet)						
0 to 25'	No Charge					No Charge Per collection per week
26 to 50	\$ 11.36	\$ 11.36	\$ 0.34			\$ 11.70
51 to 75	\$ 14.62	\$ 14.62	\$ 0.44			\$ 15.06
76 to 100	\$ 16.25	\$ 16.25	\$ 0.49			\$ 16.74
Additional Roll off fees						
Delivery	\$ 94.57	\$ 94.57	\$ 2.84			\$ 97.41
Extra Trip	\$ 94.57	\$ 94.57	\$ 2.84			\$ 97.41
Relocation	\$ 94.57	\$ 94.57	\$ 2.84			\$ 97.41
Commercial and Industrial Bulky Item						
first item	\$ 40.06	\$ 40.06	\$ 1.20			\$ 41.26
second and third item	\$ 24.02	\$ 24.02	\$ 0.72			\$ 24.74

Franchise Area 1

CPI 3.00%

Area 1C

	Current Total	Current Service	Adjustment to Service	Current Landfill	Adjustment to Landfill	Adjusted Total	
Unscheduled Extra Bin Dumps							
While on Site	\$ 54.98	\$ 47.34	\$ 1.42	\$ 7.64	\$ 0.23	\$ 56.63	
Separate Trip	\$ 79.31	\$ 71.67	\$ 2.15	\$ 7.64	\$ 0.23	\$ 81.69	
Unscheduled Compactor Dumps	\$ 94.58	\$ 71.66	\$ 2.15	\$ 22.92	\$ 0.70	\$ 97.43	
Commercial Can	\$ 47.57	\$ 45.69	\$ 1.37	\$ 1.88	\$ 0.06	\$ 49.00	per month
Temporary bin service							
Up to Three (3) days:	\$ 118.44	\$ 110.80	\$ 3.32	\$ 7.64	\$ 0.23	\$ 122.00	Total 1 empty
Up to Thirty (30) days:	\$ 313.50	\$ 282.95	\$ 8.49	\$ 30.55	\$ 0.93	\$ 322.92	Total 4 empties
Additional Scout Service	\$ 80.16	\$ 80.16	\$ 2.40	\$ -	\$ -	\$ 82.56	
Bin Exchange	\$ 50.31	\$ 50.31	\$ 1.51	\$ -	\$ -	\$ 51.82	
Lost or Stolen Bin	\$ 801.41	\$ 801.41	\$ 24.04	\$ -	\$ -	\$ 825.45	
Lost or Stolen Cart	\$ 128.26	\$ 128.26	\$ 3.85	\$ -	\$ -	\$ 132.11	
Burned Bin	\$ 448.78	\$ 448.78	\$ 13.46	\$ -	\$ -	\$ 462.24	
Bin or Cart Repair	actual cost	\$ -	\$ -	\$ -	\$ -	actual cost	
Locking Lids	\$ 19.24	\$ 19.24	\$ 0.58	\$ -	\$ -	\$ 19.82	per month
Replacement Lock	\$ 40.06	\$ 40.06	\$ 1.20	\$ -	\$ -	\$ 41.26	
Replacement Key	\$ 8.01	\$ 8.01	\$ 0.24	\$ -	\$ -	\$ 8.25	
Haul or Call Fee	\$ 28.96	\$ 28.96	\$ 0.87	\$ -	\$ -	\$ 29.83	
Tire Haul Charge	\$ 405.17	\$ 405.17	\$ 12.16	\$ -	\$ -	\$ 417.33	
Wine Country Recycle Cart for Bin users	\$ 10.42	\$ 10.42	\$ 0.31	\$ -	\$ -	\$ 10.73	per month
Restart fee							
(Administrative Only, Bin on Site)	\$ 24.02	\$ 24.02	\$ 0.72	\$ -	\$ -	\$ 24.74	
(Administrative Plus Bin Delivery)	\$ 120.21	\$ 120.21	\$ 3.61	\$ -	\$ -	\$ 123.82	
Over Loaded Bin	\$ 54.28	\$ 54.28	\$ 1.63	\$ -	\$ -	\$ 55.91	per bin
Commerical Account Set-Up	\$ 33.59	\$ 33.59	\$ 1.01	\$ -	\$ -	\$ 34.60	
Tax Roll Administrative Charge	\$ 33.56	\$ 33.56	\$ 1.01	\$ -	\$ -	\$ 34.57	
Recycle Contamination Charge	\$ 79.30	\$ 79.30	\$ 2.38	\$ -	\$ -	\$ 81.68	
Mixed C & D Charge	\$ 335.45	\$ 335.45	\$ 10.06	\$ -	\$ -	\$ 345.51	plus disposal
Commercial Bin Delivery/Removal	\$ 27.13	\$ 27.13	\$ 0.81	\$ -	\$ -	\$ 27.94	
Commerical Recycle Bin Extra Pick Up	\$ 32.56	\$ 32.56	\$ 0.98	\$ -	\$ -	\$ 33.54	

Franchise Area 1

CPI 3.00%

Area 1C

Current Total Current Service Adjustment to Service Current Landfill Adjustment to Landfill Adjusted Total

Commercial Recycling Commercial Recycling frequency Current Total Current Service Adjustment to Service Processing to Processing Adjusted Total

Commercial Recycling Service (Both Comprehensive and Non-comprehensive)

bin size (cu. yd.)	frequency	bin size (cu. yd.)	frequency	Current Total	Current Service	Adjustment to Service	Current Landfill	Adjustment to Landfill	Processing	Adjustment to Processing	Adjusted Total
3	1	2	1	\$ 74.30	\$ 74.30	\$ 2.23	\$ -	\$ -	\$ -	\$ -	\$ 76.53
3	2		2	\$ 148.59	\$ 148.59	\$ 4.46	\$ -	\$ -	\$ -	\$ -	\$ 153.05
3	3		3	\$ 222.90	\$ 222.90	\$ 6.69	\$ -	\$ -	\$ -	\$ -	\$ 229.58
4	1		4	\$ 297.19	\$ 297.19	\$ 8.92	\$ -	\$ -	\$ -	\$ -	\$ 306.10
4	2		5	\$ 371.49	\$ 371.49	\$ 11.14	\$ -	\$ -	\$ -	\$ -	\$ 382.63
4	3		6	\$ 445.79	\$ 445.79	\$ 13.37	\$ -	\$ -	\$ -	\$ -	\$ 459.16
6	1	3	1	\$ 86.18	\$ 86.18	\$ 2.59	\$ -	\$ -	\$ -	\$ -	\$ 88.77
6	2		2	\$ 172.37	\$ 172.37	\$ 5.17	\$ -	\$ -	\$ -	\$ -	\$ 177.54
6	3		3	\$ 258.55	\$ 258.55	\$ 7.76	\$ -	\$ -	\$ -	\$ -	\$ 266.31
			4	\$ 344.74	\$ 344.74	\$ 10.34	\$ -	\$ -	\$ -	\$ -	\$ 355.08
			5	\$ 430.93	\$ 430.93	\$ 12.93	\$ -	\$ -	\$ -	\$ -	\$ 443.86
			6	\$ 517.12	\$ 517.12	\$ 15.51	\$ -	\$ -	\$ -	\$ -	\$ 532.63
		4	1	\$ 105.50	\$ 105.50	\$ 3.16	\$ -	\$ -	\$ -	\$ -	\$ 108.66
			2	\$ 210.98	\$ 210.98	\$ 6.33	\$ -	\$ -	\$ -	\$ -	\$ 217.31
			3	\$ 316.48	\$ 316.48	\$ 9.49	\$ -	\$ -	\$ -	\$ -	\$ 325.97
			4	\$ 421.97	\$ 421.97	\$ 12.66	\$ -	\$ -	\$ -	\$ -	\$ 434.63
			5	\$ 527.46	\$ 527.46	\$ 15.82	\$ -	\$ -	\$ -	\$ -	\$ 543.28
			6	\$ 632.95	\$ 632.95	\$ 18.99	\$ -	\$ -	\$ -	\$ -	\$ 651.94
		6	1	\$ 111.42	\$ 111.42	\$ 3.34	\$ -	\$ -	\$ -	\$ -	\$ 114.76
			2	\$ 222.84	\$ 222.84	\$ 6.69	\$ -	\$ -	\$ -	\$ -	\$ 229.53
			3	\$ 334.27	\$ 334.27	\$ 10.03	\$ -	\$ -	\$ -	\$ -	\$ 344.29
			4	\$ 445.69	\$ 445.69	\$ 13.37	\$ -	\$ -	\$ -	\$ -	\$ 459.06
			5	\$ 557.10	\$ 557.10	\$ 16.71	\$ -	\$ -	\$ -	\$ -	\$ 573.81
			6	\$ 668.52	\$ 668.52	\$ 20.06	\$ -	\$ -	\$ -	\$ -	\$ 688.58

Commercial Organics Service (Both Comprehensive and Non-comprehensive)

bin size (cu. yd.)	frequency	Current Total	Current Service	Adjustment to Service	Current Landfill	Adjustment to Landfill	Processing	Adjustment to Processing	Adjusted Total
64 Gallon	1	\$ 517.12	\$ 517.12	\$ 15.51	\$ -	\$ -	\$ -	\$ -	\$ 532.63
	2	\$ 105.50	\$ 105.50	\$ 3.16	\$ -	\$ -	\$ -	\$ -	\$ 108.66
	3	\$ 210.98	\$ 210.98	\$ 6.33	\$ -	\$ -	\$ -	\$ -	\$ 217.31
	4	\$ 316.48	\$ 316.48	\$ 9.49	\$ -	\$ -	\$ -	\$ -	\$ 325.97
	5	\$ 421.97	\$ 421.97	\$ 12.66	\$ -	\$ -	\$ -	\$ -	\$ 434.63
	6	\$ 527.46	\$ 527.46	\$ 15.82	\$ -	\$ -	\$ -	\$ -	\$ 543.28
	1	\$ 632.95	\$ 632.95	\$ 18.99	\$ -	\$ -	\$ -	\$ -	\$ 651.94
2 Yard	1	\$ 111.42	\$ 111.42	\$ 3.34	\$ -	\$ -	\$ -	\$ -	\$ 114.76
	2	\$ 222.84	\$ 222.84	\$ 6.69	\$ -	\$ -	\$ -	\$ -	\$ 229.53
	3	\$ 334.27	\$ 334.27	\$ 10.03	\$ -	\$ -	\$ -	\$ -	\$ 344.29
	4	\$ 445.69	\$ 445.69	\$ 13.37	\$ -	\$ -	\$ -	\$ -	\$ 459.06
	5	\$ 557.10	\$ 557.10	\$ 16.71	\$ -	\$ -	\$ -	\$ -	\$ 573.81
	6	\$ 668.52	\$ 668.52	\$ 20.06	\$ -	\$ -	\$ -	\$ -	\$ 688.58

Franchise Area 1

CPI 3.00%

Area 1C

Current Total Current Service Adjustment to Service Current Landfill Adjustment to Landfill Adjusted Total

Commercial Organics Current Total Current Service Adjustment to Service Processing to Processing Adjusted Total

bin size (cu. yd.) frequency

96 Gallon	1	\$ 28.39	\$ 19.02	\$ 0.57	\$ 9.37	\$ 0.29	\$ 29.24
	2	\$ 56.77	\$ 38.04	\$ 1.14	\$ 18.73	\$ 0.57	\$ 58.48
	3	\$ 85.16	\$ 57.06	\$ 1.71	\$ 28.10	\$ 0.86	\$ 87.73
	4	\$ 113.54	\$ 76.08	\$ 2.28	\$ 37.46	\$ 1.14	\$ 116.97
	5	\$ 141.92	\$ 95.10	\$ 2.85	\$ 46.82	\$ 1.43	\$ 146.21
2 Yard	1	\$ 150.32	\$ 91.22	\$ 2.74	\$ 59.10	\$ 1.80	\$ 154.86
	2	\$ 300.65	\$ 182.44	\$ 5.47	\$ 118.21	\$ 3.61	\$ 309.73
	3	\$ 451.01	\$ 273.70	\$ 8.21	\$ 177.31	\$ 5.41	\$ 464.63
	4	\$ 601.34	\$ 364.92	\$ 10.95	\$ 236.42	\$ 7.21	\$ 619.50
	5	\$ 751.65	\$ 456.13	\$ 13.68	\$ 295.52	\$ 9.01	\$ 774.35

Franchise Area 3

Tip Fee Increase 3.05%
 Fuel Surcharge 0.0%

CPI 3.0%

Area 3

Residential Services

Comprehensive Collection

	Current Total	Current Service	Adjustment to Service	Current Landfill	Adjustment to Landfill	Adjusted Total
Regular	\$21.35	\$16.10	\$0.48	\$5.25	\$0.16	\$21.99
Senior	\$20.33	\$15.08	\$0.45	\$5.25	\$0.16	\$20.94
Hard to Service	\$34.15	\$28.90	\$0.87	\$5.25	\$0.16	\$35.18
Extra Container	\$7.48	\$4.53	\$0.14	\$2.95	\$0.09	\$7.71
Green Waste	\$4.40	\$3.39	\$0.10	\$1.01	\$0.03	\$4.53
Recycling Material Offset						\$1.05

Other Residential Services

Residential Extra Bag	\$4.34	\$4.34	\$0.13	\$0.00	\$0.00	\$4.47
Back Yard/Side Yard Collection	\$18.64	\$18.64	\$0.56	\$0.00	\$0.00	\$19.20 per month
Extra Recycling Cart	\$3.04	\$3.04	\$0.09	\$0.00	\$0.00	\$3.13 per month
Extra Green Waste Cart	\$6.28	\$6.28	\$0.19	\$0.00	\$0.00	\$6.47 per month
Exchanges (in excess of 1 per year)	\$18.64	\$18.64	\$0.56	\$0.00	\$0.00	\$19.20
Redelivery Fee for Roll Cart	\$23.30	\$23.30	\$0.70	\$0.00	\$0.00	\$24.00
Reinstatement Fee	\$23.30	\$23.30	\$0.70	\$0.00	\$0.00	\$24.00
Scout Service						1.5 times residential rate
Bulky Item Collection	\$23.30	\$23.30	\$0.70	\$0.00	\$0.00	\$24.00
CFC Removal Fee	\$31.07	\$31.07	\$0.93	\$0.00	\$0.00	\$32.00
Rural Rate	\$27.44	\$27.44	\$0.82	\$0.00	\$0.00	\$28.26

Residential clean-up (\$50.00 minimum per below)

Labor	\$54.37	\$54.37	\$1.63	\$0.00	\$0.00	\$56.00 per man /per hour
Forklift	\$77.66	\$77.66	\$2.33	\$0.00	\$0.00	\$79.99 per hour
Chainsaw	\$38.84	\$38.84	\$1.17	\$0.00	\$0.00	\$40.01 per hour
Electronic Waste	\$35.37	\$35.37	\$1.06	\$0.00	\$0.00	\$36.43
Residential Account Set-Up	\$16.12	\$16.12	\$0.48	\$0.00	\$0.00	\$16.60

Franchise Area 3

Area 3 A Commercial Bins

bin size (cu. yd.) frequency

1.5	1	\$92.99	\$78.20	\$2.35	\$14.79	\$0.45	\$95.79
	2	\$185.98	\$156.41	\$4.69	\$29.57	\$0.90	\$191.57
	3	\$278.97	\$234.61	\$7.04	\$44.36	\$1.35	\$287.36
	4	\$371.94	\$312.79	\$9.38	\$59.15	\$1.80	\$383.13
	5	\$464.93	\$390.99	\$11.73	\$73.94	\$2.26	\$478.91
	6	\$557.95	\$469.24	\$14.08	\$88.71	\$2.71	\$574.73
2	1	\$112.23	\$92.51	\$2.78	\$19.72	\$0.60	\$115.61
	2	\$224.71	\$185.28	\$5.56	\$39.43	\$1.20	\$231.47
	3	\$336.68	\$277.53	\$8.33	\$59.15	\$1.80	\$346.81
	4	\$448.91	\$370.05	\$11.10	\$78.86	\$2.41	\$462.42
	5	\$561.14	\$462.56	\$13.88	\$98.58	\$3.01	\$578.02
	6	\$673.36	\$555.07	\$16.65	\$118.29	\$3.61	\$693.62
3	1	\$138.44	\$108.87	\$3.27	\$29.57	\$0.90	\$142.61
	2	\$276.87	\$217.72	\$6.53	\$59.15	\$1.80	\$285.21
	3	\$415.32	\$326.61	\$9.80	\$88.71	\$2.71	\$427.82
	4	\$553.76	\$435.47	\$13.06	\$118.29	\$3.61	\$570.43
	5	\$692.19	\$544.33	\$16.33	\$147.86	\$4.51	\$713.03
	6	\$830.63	\$653.19	\$19.60	\$177.44	\$5.41	\$855.64
4	1	\$175.77	\$136.34	\$4.09	\$39.43	\$1.20	\$181.06
	2	\$351.52	\$272.66	\$8.18	\$78.86	\$2.41	\$362.11
	3	\$527.30	\$409.01	\$12.27	\$118.29	\$3.61	\$543.18
	4	\$703.06	\$545.34	\$16.36	\$157.72	\$4.81	\$724.23
	5	\$878.83	\$681.68	\$20.45	\$197.15	\$6.01	\$905.29
	6	\$1,054.58	\$818.00	\$24.54	\$236.58	\$7.22	\$1,086.34
5	1	\$213.47	\$164.19	\$4.93	\$49.28	\$1.50	\$219.90
	2	\$426.97	\$328.39	\$9.85	\$98.58	\$3.01	\$439.83
	3	\$640.44	\$492.58	\$14.78	\$147.86	\$4.51	\$659.73
	4	\$853.93	\$656.78	\$19.70	\$197.15	\$6.01	\$879.65
	5	\$1,067.39	\$820.96	\$24.63	\$246.43	\$7.52	\$1,099.53
	6	\$1,280.89	\$985.16	\$29.55	\$295.73	\$9.02	\$1,319.46

Area 3 A Commercial Bins (more)

6	1	\$247.30	\$188.15	\$5.64	\$59.15	\$1.80	\$254.75
	2	\$494.60	\$376.31	\$11.29	\$118.29	\$3.61	\$509.50
	3	\$741.90	\$564.46	\$16.93	\$177.44	\$5.41	\$764.25
	4	\$989.20	\$752.62	\$22.58	\$236.58	\$7.22	\$1,018.99
	5	\$1,236.48	\$940.75	\$28.22	\$295.73	\$9.02	\$1,273.72
	6	\$1,483.78	\$1,128.91	\$33.87	\$354.87	\$10.82	\$1,528.47

Area 3 B Commercial Bins

bin size (cu. yd.)	frequency						
1.5	1	\$86.93	\$72.14	\$2.16	\$14.79	\$0.45	\$89.55
	2	\$173.86	\$144.29	\$4.33	\$29.57	\$0.90	\$179.09
	3	\$260.80	\$216.44	\$6.49	\$44.36	\$1.35	\$268.65
	4	\$347.75	\$288.60	\$8.66	\$59.15	\$1.80	\$358.21
	5	\$434.68	\$360.74	\$10.82	\$73.94	\$2.26	\$447.76
	6	\$521.61	\$432.90	\$12.99	\$88.71	\$2.71	\$537.30
2	1	\$100.67	\$80.95	\$2.43	\$19.72	\$0.60	\$103.70
	2	\$202.56	\$163.13	\$4.89	\$39.43	\$1.20	\$208.66
	3	\$302.05	\$242.90	\$7.29	\$59.15	\$1.80	\$311.14
	4	\$402.74	\$323.88	\$9.72	\$78.86	\$2.41	\$414.86
	5	\$503.43	\$404.85	\$12.15	\$98.58	\$3.01	\$518.58
	6	\$604.12	\$485.83	\$14.57	\$118.29	\$3.61	\$622.30
3	1	\$128.15	\$98.58	\$2.96	\$29.57	\$0.90	\$132.01
	2	\$256.27	\$197.12	\$5.91	\$59.15	\$1.80	\$263.99
	3	\$384.41	\$295.70	\$8.87	\$88.71	\$2.71	\$395.99
	4	\$512.54	\$394.25	\$11.83	\$118.29	\$3.61	\$527.98
	5	\$640.68	\$492.82	\$14.78	\$147.86	\$4.51	\$659.97
	6	\$768.81	\$591.37	\$17.74	\$177.44	\$5.41	\$791.96
4	1	\$176.87	\$137.44	\$4.12	\$39.43	\$1.20	\$182.20
	2	\$353.75	\$274.89	\$8.25	\$78.86	\$2.41	\$364.40
	3	\$530.62	\$412.33	\$12.37	\$118.29	\$3.61	\$546.60
	4	\$707.49	\$549.77	\$16.49	\$157.72	\$4.81	\$728.79
	5	\$884.35	\$687.20	\$20.62	\$197.15	\$6.01	\$910.98
	6	\$1,061.24	\$824.66	\$24.74	\$236.58	\$7.22	\$1,093.20

Area 3 B Commercial Bins (more)

5	1	\$214.86	\$165.58	\$4.97	\$49.28	\$1.50	\$221.33
	2	\$429.73	\$331.15	\$9.93	\$98.58	\$3.01	\$442.67
	3	\$644.59	\$496.73	\$14.90	\$147.86	\$4.51	\$664.00
	4	\$859.45	\$662.30	\$19.87	\$197.15	\$6.01	\$885.33
	5	\$1,074.32	\$827.89	\$24.84	\$246.43	\$7.52	\$1,106.67
	6	\$1,289.20	\$993.47	\$29.80	\$295.73	\$9.02	\$1,328.02
6	1	\$248.97	\$189.82	\$5.69	\$59.15	\$1.80	\$256.47
	2	\$497.91	\$379.62	\$11.39	\$118.29	\$3.61	\$512.91
	3	\$746.88	\$569.44	\$17.08	\$177.44	\$5.41	\$769.38
	4	\$995.83	\$759.25	\$22.78	\$236.58	\$7.22	\$1,025.82
	5	\$1,244.79	\$949.06	\$28.47	\$295.73	\$9.02	\$1,282.28
	6	\$1,493.75	\$1,138.88	\$34.17	\$354.87	\$10.82	\$1,538.74

Area 3 C Commercial Bins

bin size (cu. yd.)	frequency						
1.5	1	\$93.40	\$78.61	\$2.36	\$14.79	\$0.45	\$96.21
	2	\$186.80	\$157.23	\$4.72	\$29.57	\$0.90	\$192.42
	3	\$280.21	\$235.85	\$7.08	\$44.36	\$1.35	\$288.64
	4	\$373.61	\$314.46	\$9.43	\$59.15	\$1.80	\$384.85
	5	\$467.03	\$393.09	\$11.79	\$73.94	\$2.26	\$481.08
	6	\$560.41	\$471.70	\$14.15	\$88.71	\$2.71	\$577.27
2	1	\$112.78	\$93.06	\$2.79	\$19.72	\$0.60	\$116.17
	2	\$225.57	\$186.14	\$5.58	\$39.43	\$1.20	\$232.36
	3	\$338.34	\$279.19	\$8.38	\$59.15	\$1.80	\$348.52
	4	\$451.12	\$372.26	\$11.17	\$78.86	\$2.41	\$464.69
	5	\$563.91	\$465.33	\$13.96	\$98.58	\$3.01	\$580.88
	6	\$676.69	\$558.40	\$16.75	\$118.29	\$3.61	\$697.05
3	1	\$139.27	\$109.70	\$3.29	\$29.57	\$0.90	\$143.46
	2	\$278.53	\$219.38	\$6.58	\$59.15	\$1.80	\$286.92
	3	\$417.81	\$329.10	\$9.87	\$88.71	\$2.71	\$430.39
	4	\$557.08	\$438.79	\$13.16	\$118.29	\$3.61	\$573.85
	5	\$696.34	\$548.48	\$16.45	\$147.86	\$4.51	\$717.30

Franchise Area 3

6	\$835.61	\$658.17	\$19.75	\$177.44	\$5.41	\$860.77
---	----------	----------	---------	----------	--------	----------

Area 3 C Commercial Bins (more)

4	1	\$176.87	\$137.44	\$4.12	\$39.43	\$1.20	\$182.20
	2	\$353.75	\$274.89	\$8.25	\$78.86	\$2.41	\$364.40
	3	\$530.62	\$412.33	\$12.37	\$118.29	\$3.61	\$546.60
	4	\$707.49	\$549.77	\$16.49	\$157.72	\$4.81	\$728.79
	5	\$884.35	\$687.20	\$20.62	\$197.15	\$6.01	\$910.98
	6	\$1,061.24	\$824.66	\$24.74	\$236.58	\$7.22	\$1,093.20
5	1	\$214.86	\$165.58	\$4.97	\$49.28	\$1.50	\$221.33
	2	\$429.73	\$331.15	\$9.93	\$98.58	\$3.01	\$442.67
	3	\$644.59	\$496.73	\$14.90	\$147.86	\$4.51	\$664.00
	4	\$859.45	\$662.30	\$19.87	\$197.15	\$6.01	\$885.33
	5	\$1,074.32	\$827.89	\$24.84	\$246.43	\$7.52	\$1,106.67
	6	\$1,289.20	\$993.47	\$29.80	\$295.73	\$9.02	\$1,328.02
6	1	\$248.97	\$189.82	\$5.69	\$59.15	\$1.80	\$256.47
	2	\$497.91	\$379.62	\$11.39	\$118.29	\$3.61	\$512.91
	3	\$746.88	\$569.44	\$17.08	\$177.44	\$5.41	\$769.38
	4	\$995.83	\$759.25	\$22.78	\$236.58	\$7.22	\$1,025.82
	5	\$1,244.79	\$949.06	\$28.47	\$295.73	\$9.02	\$1,282.28
	6	\$1,493.75	\$1,138.88	\$34.17	\$354.87	\$10.82	\$1,538.74

Roll-offs.

10 to 40 cubic yard	\$285.56	\$285.56	\$8.57	\$0.00	\$0.00	\$294.13 per pull plus disposal
Roll off compactor:	\$408.20	\$408.20	\$12.25	\$0.00	\$0.00	\$420.45 per pull plus disposal
Minimum Pull Charge	\$259.91	\$259.91	\$7.80	\$0.00	\$0.00	\$267.71

Commercial Bin Push Charges

Dismount Distance (in feet)

0 to 25'	\$0.00	\$0.00	\$0.00	\$0.00	\$0.00	\$0.00 Per collection per week
26 to 50	\$11.22	\$11.22	\$0.34	\$0.00	\$0.00	\$11.56
51 to 75	\$14.42	\$14.42	\$0.43	\$0.00	\$0.00	\$14.85
76 to 100	\$16.03	\$16.03	\$0.48	\$0.00	\$0.00	\$16.51

Additional Roll off fees

Delivery	\$94.56	\$94.56	\$2.84	\$0.00	\$0.00	\$97.40
Extra Trip	\$94.56	\$94.56	\$2.84	\$0.00	\$0.00	\$97.40

Franchise Area 3

Relocation	\$94.56	\$94.56	\$2.84	\$0.00	\$0.00	\$97.40
Commercial Bulky Item Service						
first item	\$40.07	\$40.07	\$1.20	\$0.00	\$0.00	\$41.27
second and third item	\$24.06	\$24.06	\$0.72	\$0.00	\$0.00	\$24.78
Unscheduled Extra Bin Dumps						
While on Site	\$54.32	\$46.34	\$1.39	\$7.98	\$0.24	\$55.95
Separate Trip	\$78.36	\$70.38	\$2.11	\$7.98	\$0.24	\$80.71
Unscheduled Compactor Dumps	\$102.46	\$102.46	\$3.07	Actual cost		\$105.53
Commercial Can	\$47.56	\$45.63	\$1.37	\$1.93	\$0.06	\$48.99 per month
Temporary bin service						
Up to Three (3) days:	\$118.28	\$110.30	\$3.31	\$7.98	\$0.24	\$121.83 Total 1 empty
Up to Thirty (30) days:	\$312.82	\$280.89	\$8.43	\$31.93	\$0.97	\$322.22 Total 4 empties
Bin Exchange (in excess of 1 per year)						
Additional Scout Service	\$80.14	\$80.14	\$2.40	\$0.00	\$0.00	\$82.54
Lost or Stolen Bin	\$53.02	\$53.02	\$1.59	\$0.00	\$0.00	\$54.61
Lost or Stolen Cart	\$801.40	\$801.40	\$24.04	\$0.00	\$0.00	\$825.44
Burned Bin	\$128.23	\$128.23	\$3.85	\$0.00	\$0.00	\$132.08
Bin or Cart Repair actual cost	\$448.77	\$448.77	\$13.46	\$0.00	\$0.00	\$462.23
Locking Lids	\$19.23	\$19.23	\$0.58	\$0.00	\$0.00	\$19.81 per month
Replacement Lock	\$40.07	\$40.07	\$1.20	\$0.00	\$0.00	\$41.27
Replacement Key	\$8.02	\$8.02	\$0.24	\$0.00	\$0.00	\$8.26
Haul or Call Fee	\$29.46	\$29.46	\$0.88	\$0.00	\$0.00	\$30.34
Tire Haul Charge	\$412.47	\$412.47	\$12.37	\$0.00	\$0.00	\$424.84
Restart fee	\$24.06	\$24.06	\$0.72	\$0.00	\$0.00	\$24.78
(Administrative Only, Bin on Site)	\$120.22	\$120.22	\$3.61	\$0.00	\$0.00	\$123.83
(Administrative Plus Bin Delivery)	\$40.07	\$40.07	\$1.20	\$0.00	\$0.00	\$41.27
Over Loaded Bin	\$54.28	\$54.28	\$1.63	\$0.00	\$0.00	\$55.91 per bin
Commerical Account Set-Up	\$33.57	\$33.57	\$1.01	\$0.00	\$0.00	\$34.58
Tax Roll Administrative Charge	\$33.54	\$33.54	\$1.01	\$0.00	\$0.00	\$34.55
Recycle Contamination Charge	\$78.34	\$78.34	\$2.35	\$0.00	\$0.00	\$80.69
Mixed C & D Haul Charge	\$335.46	\$335.46	\$10.06	\$0.00	\$0.00	\$345.52 plus disposal
Commerical Bin Delivery/Removal	\$27.13	\$27.13	\$0.81	\$0.00	\$0.00	\$27.94

Franchise Area 3

Commercial Recycle Extra P/up \$32.56 \$32.56 \$0.98 \$0.00 \$0.00 \$33.54

Commercial Recycling

Current Total Current Service Adjustment to Service Current Landfill Adjustment to Landfill Adjusted Total

Area 3 A Commercial Recycle Bins

bin size (cu. yd.)	frequency	Current Service	Adjustment to Service	Current Landfill	Adjustment to Landfill	Adjusted Total
2	1	\$69.87	\$2.10	\$0.00	\$0.00	\$71.96
	2	\$139.74	\$4.19	\$0.00	\$0.00	\$143.93
	3	\$209.61	\$6.29	\$0.00	\$0.00	\$215.90
3	1	\$80.62	\$2.42	\$0.00	\$0.00	\$83.04
	2	\$161.23	\$4.84	\$0.00	\$0.00	\$166.07
	3	\$241.85	\$7.26	\$0.00	\$0.00	\$249.11
4	1	\$112.20	\$3.37	\$0.00	\$0.00	\$115.56
	2	\$224.41	\$6.73	\$0.00	\$0.00	\$231.14
	3	\$336.61	\$10.10	\$0.00	\$0.00	\$346.70
6	1	\$149.05	\$4.47	\$0.00	\$0.00	\$153.52
	2	\$298.10	\$8.94	\$0.00	\$0.00	\$307.04
	3	\$447.15	\$13.41	\$0.00	\$0.00	\$460.56

Area 3 B Commercial Recycle Bins

bin size (cu. yd.)	frequency	Current Service	Adjustment to Service	Current Landfill	Adjustment to Landfill	Adjusted Total
2	1	\$67.14	\$2.01	\$0.00	\$0.00	\$69.16
	2	\$134.30	\$4.03	\$0.00	\$0.00	\$138.33
3	1	\$77.49	\$2.32	\$0.00	\$0.00	\$79.82
	2	\$154.96	\$4.65	\$0.00	\$0.00	\$159.61
4	1	\$107.85	\$3.24	\$0.00	\$0.00	\$111.08
	2	\$215.71	\$6.47	\$0.00	\$0.00	\$222.18
6	1	\$143.26	\$4.30	\$0.00	\$0.00	\$147.56
	2	\$286.52	\$8.60	\$0.00	\$0.00	\$295.11

Area 3 C Commercial Recycle Bins

bin size (cu. yd.)	frequency	Current Service	Adjustment to Service	Current Landfill	Adjustment to Landfill	Adjusted Total
2	1	\$69.87	\$2.10	\$0.00	\$0.00	\$71.96
	2	\$139.74	\$4.19	\$0.00	\$0.00	\$143.93
	3	\$209.61	\$6.29	\$0.00	\$0.00	\$215.90
3	1	\$80.62	\$2.42	\$0.00	\$0.00	\$83.04
	2	\$161.23	\$4.84	\$0.00	\$0.00	\$166.07

Franchise Area 3

	3	\$241.85	\$241.85	\$7.26	\$0.00	\$249.11
4	1	\$112.20	\$112.20	\$3.37	\$0.00	\$115.56
	2	\$224.41	\$224.41	\$6.73	\$0.00	\$231.14
	3	\$336.61	\$336.61	\$10.10	\$0.00	\$346.70
6	1	\$149.05	\$149.05	\$4.47	\$0.00	\$153.52
	2	\$298.10	\$298.10	\$8.94	\$0.00	\$307.04
	3	\$447.15	\$447.15	\$13.41	\$0.00	\$460.56

Adjustment to Processing

Current Service

Current Total

Commercial Organics Service

(Both Comprehensive and Non-comprehensive)

bin size (cu. yd.) frequency

		Current Service	Adjustment to Service	Processing	Adjustment to Processing	Adjusted Total
64 Gallon	1	\$19.02	\$0.57	\$ 9.37	\$0.29	\$29.24
	2	\$38.56	\$1.16	\$ 18.73	\$0.57	\$59.02
	3	\$57.84	\$1.74	\$ 28.10	\$0.86	\$88.53
	4	\$77.12	\$2.31	\$ 37.46	\$1.14	\$118.04
	5	\$96.39	\$2.89	\$ 46.82	\$1.43	\$147.53
2 Yard	1	\$121.68	\$3.65	\$ 59.10	\$1.80	\$186.24
	2	\$243.37	\$7.30	\$ 118.21	\$3.61	\$372.49
	3	\$365.03	\$10.95	\$ 177.31	\$5.41	\$558.71
	4	\$486.72	\$14.60	\$ 236.42	\$7.21	\$744.96
	5	\$608.40	\$18.25	\$ 295.52	\$9.01	\$931.19

Franchise Area 4

Tip Fee Increase 3.05%

Fuel Surcharge 0.0%

CPI 3.00%

Area 4 A (South of HWY 91)

	Current Total	Current Service	Adjustment to Service	Current Landfill	Adjustment to Landfill	Adjusted Total
--	---------------	-----------------	-----------------------	------------------	------------------------	----------------

Residential Services

Comprehensive Collection

Regular	\$ 21.35	\$ 16.10	\$ 0.48	\$ 5.25	\$ 0.16	\$ 21.99
Senior	\$ 20.34	\$ 15.09	\$ 0.45	\$ 5.25	\$ 0.16	\$ 20.95
Extra Container	\$ 7.38	\$ 4.55	\$ 0.14	\$ 2.83	\$ 0.09	\$ 7.60
Green Waste	\$ 4.36	\$ 3.39	\$ 0.10	\$ 0.97	\$ 0.03	\$ 4.49
Recycling Material Offset						\$ 1.05

Other Residential Services

Residential Extra Bag	\$ 4.34	\$ 4.34	\$ 0.13	\$ 0.00	\$ 0.00	\$ 4.47
Residential Bin (2 cu yard)	\$ 87.58	\$ 87.58	\$ 2.63	\$ 0.00	\$ 0.00	\$ 90.21
Street Sweeping	\$ 0.85	\$ 0.85	\$ 0.03	\$ 0.00	\$ 0.00	\$ 0.88
Back Yard/Side Yard Collection	\$ 18.65	\$ 18.65	\$ 0.56	\$ 0.00	\$ 0.00	\$ 19.21 per month
Extra Recycling Cart	\$ 3.04	\$ 3.04	\$ 0.09	\$ 0.00	\$ 0.00	\$ 3.13 per month
Extra Green Waste Cart	\$ 6.30	\$ 6.30	\$ 0.19	\$ 0.00	\$ 0.00	\$ 6.49 per month
Exchanges (in excess of 1 per year)	\$ 18.65	\$ 18.65	\$ 0.56	\$ 0.00	\$ 0.00	\$ 19.21
Redelivery Fee for Roll Cart	\$ 23.31	\$ 23.31	\$ 0.70	\$ 0.00	\$ 0.00	\$ 24.01
Reinstatement Fee	\$ 23.31	\$ 23.31	\$ 0.70	\$ 0.00	\$ 0.00	\$ 24.01
Scout Service 1.5 times residential rate				\$ 0.00		
Rural Rate	\$ 27.43	\$ 27.43	\$ 0.82	\$ 0.00	\$ 0.00	\$ 28.25

Residential clean-up

(\$50.00 minimum per below)

Supervisor	\$ 48.33	\$ 48.33	\$ 1.45	\$ 0.00	\$ 0.00	\$ 49.78 per man /per hour
Laborer	\$ 14.49	\$ 14.49	\$ 0.43	\$ 0.00	\$ 0.00	\$ 14.92 per hour
Equipment Operator	\$ 32.22	\$ 32.22	\$ 0.97	\$ 0.00	\$ 0.00	\$ 33.19 per hour
Forklift	\$ 77.68	\$ 77.68	\$ 2.33	\$ 0.00	\$ 0.00	\$ 80.01

Franchise Area 4

Tip Fee Increase 3.05%

Fuel Surcharge 0.0%

CPI 3.00%

Area 4 A (South of HWY 91)

	Current Total	Current Service	Adjustment to Service	Current Landfill	Adjustment to Landfill	Adjusted Total
Chainsaw	\$ 38.84	\$38.84	\$1.17	\$0.00	\$0.00	\$40.01
Bulky Item Collection	\$ 23.31	\$23.31	\$0.70	\$0.00	\$0.00	\$24.01
CFC Removal Fee	\$ 31.07	\$31.07	\$0.93	\$0.00	\$0.00	\$32.00
Electronic Waste	\$ 35.37	\$35.37	\$1.06	\$0.00	\$0.00	\$36.43
Residential Account Set-Up	\$ 16.12	\$16.12	\$0.48	\$0.00	\$0.00	\$16.60

Commercial Bins

bin size (cu. yd.)	frequency	Current Total	Current Service	Adjustment to Service	Current Landfill	Adjustment to Landfill	Adjusted Total
1.5	1	\$ 81.33	\$65.36	\$1.96	\$15.97	\$0.49	\$83.78
	1	\$ 87.58	\$66.30	\$1.99	\$21.28	\$0.65	\$90.22
	2	\$ 145.19	\$102.62	\$3.08	\$42.57	\$1.30	\$149.57
	3	\$ 202.77	\$138.92	\$4.17	\$63.85	\$1.95	\$208.89
	4	\$ 260.39	\$175.26	\$5.26	\$85.13	\$2.60	\$268.24
	5	\$ 317.98	\$211.57	\$6.35	\$106.41	\$3.25	\$327.57
3	6	\$ 375.57	\$247.87	\$7.44	\$127.70	\$3.89	\$386.90
	1	\$ 117.02	\$85.10	\$2.55	\$31.92	\$0.97	\$120.55
	2	\$ 194.15	\$130.30	\$3.91	\$63.85	\$1.95	\$200.01
	3	\$ 271.30	\$175.53	\$5.27	\$95.77	\$2.92	\$279.49
	4	\$ 344.43	\$216.73	\$6.50	\$127.70	\$3.89	\$354.83
	5	\$ 417.49	\$257.88	\$7.74	\$159.61	\$4.87	\$430.09
4	6	\$ 489.73	\$298.18	\$8.95	\$191.55	\$5.84	\$504.52
	1	\$ 124.78	\$82.21	\$2.47	\$42.57	\$1.30	\$128.54
	2	\$ 213.70	\$128.57	\$3.86	\$85.13	\$2.60	\$220.15
	3	\$ 300.59	\$172.89	\$5.19	\$127.70	\$3.89	\$309.67
	4	\$ 378.85	\$208.59	\$6.26	\$170.26	\$5.19	\$390.30
	5	\$ 474.26	\$261.43	\$7.84	\$212.83	\$6.49	\$488.59
	6	\$ 561.09	\$305.70	\$9.17	\$255.39	\$7.79	\$578.05

Franchise Area 4

Tip Fee Increase 3.05%

Fuel Surcharge 0.0%

CPI 3.00%

Area 4 A (South of HWY 91)

	Current Total	Current Service	Adjustment to Service	Current Landfill	Adjustment to Landfill	Adjusted Total
6	1 \$ 200.17	\$136.32	\$4.09	\$63.85	\$1.95	\$206.21
	2 \$ 400.35	\$272.65	\$8.18	\$127.70	\$3.89	\$412.42
	3 \$ 600.50	\$408.95	\$12.27	\$191.55	\$5.84	\$618.61
	4 \$ 800.66	\$545.27	\$16.36	\$255.39	\$7.79	\$824.81
	5 \$ 1,000.83	\$681.59	\$20.45	\$319.24	\$9.74	\$1,031.01
	6 \$ 1,201.02	\$817.93	\$24.54	\$383.09	\$11.68	\$1,237.24

Hard to service / Ag bins

1.5	1 \$ 111.88	\$65.47	\$1.96	\$46.41	\$1.42	\$115.26
2	1 \$ 127.26	\$66.29	\$1.99	\$60.97	\$1.86	\$131.11
	2 \$ 224.52	\$102.59	\$3.08	\$121.93	\$3.72	\$231.32
	3 \$ 312.34	\$90.12	\$2.70	\$222.22	\$6.78	\$321.82
	4 \$ 419.01	\$175.15	\$5.25	\$243.86	\$7.44	\$431.70
	5 \$ 519.48	\$214.66	\$6.44	\$304.82	\$9.30	\$535.22
	6 \$ 613.53	\$247.75	\$7.43	\$365.78	\$11.16	\$632.12
3	1 \$ 176.48	\$85.05	\$2.55	\$91.43	\$2.79	\$181.82
	2 \$ 313.15	\$130.27	\$3.91	\$182.88	\$5.58	\$322.64
	3 \$ 449.77	\$175.43	\$5.26	\$274.34	\$8.37	\$463.40
	4 \$ 585.66	\$216.65	\$6.50	\$369.01	\$11.25	\$603.41
	5 \$ 721.53	\$257.76	\$7.73	\$463.77	\$14.14	\$743.41
	6 \$ 857.21	\$298.03	\$8.94	\$559.18	\$17.06	\$883.21
4	1 \$ 207.43	\$85.48	\$2.56	\$121.95	\$3.72	\$213.71
	2 \$ 374.16	\$130.28	\$3.91	\$243.88	\$7.44	\$385.51
	3 \$ 540.93	\$175.11	\$5.25	\$365.82	\$11.16	\$557.34
	4 \$ 707.67	\$219.93	\$6.60	\$487.74	\$14.88	\$729.14
	5 \$ 874.41	\$264.74	\$7.94	\$609.67	\$18.60	\$900.95
	6 \$ 1,041.16	\$309.55	\$9.29	\$731.61	\$22.31	\$1,072.76

Franchise Area 4

Tip Fee Increase 3.05%

Fuel Surcharge 0.0%

CPI 3.00%

Area 4 A (South of HWY 91)

	Current Total	Current Service	Adjustment to Service	Current Landfill	Adjustment to Landfill	Adjusted Total
Roll off:						
10 to 40 cubic yard	\$ 525.58	\$323.73	\$9.71	\$201.85	\$6.16	\$541.45
Compactor	\$ 462.75	\$462.75	\$13.88	\$0.00	\$0.00	\$476.63 per pull plus dispose
Minimum Pull Charge	\$ 323.74	\$323.74	\$9.71	\$0.00	\$0.00	\$333.45
Unscheduled Extra Bin Dumps	\$ 56.33	\$46.92	\$1.41	\$9.41	\$0.29	\$58.02

Other Services

Manure Bin rate

bin size (cu. yd.)	frequency
1	\$ 146.21
2	\$126.20
3	\$159.66

	\$3.79	\$20.01	\$0.61	\$150.61
	\$4.79	\$30.01	\$0.92	\$195.38

Commercial Bin Push Charges

Dismount Distance (in feet)

0 to 25'				\$0.00
26 to 50	\$ 11.38	\$11.38	\$0.34	\$0.00
51 to 75	\$ 14.63	\$14.63	\$0.44	\$0.00
76 to 100	\$ 16.27	\$16.27	\$0.49	\$0.00

Additional Roll off fees

Delivery	\$ 94.57	\$94.57	\$2.84	\$0.00	\$97.41
Extra Trip	\$ 94.57	\$94.57	\$2.84	\$0.00	\$97.41
Relocation	\$ 94.57	\$94.57	\$2.84	\$0.00	\$97.41

Commercial and Industrial Bulky Item

first item	\$ 40.07	\$40.07	\$1.20	\$0.00	\$41.27
------------	----------	---------	--------	--------	---------

Franchise Area 4

Tip Fee Increase 3.05%

Fuel Surcharge 0.0%

CPI 3.00%

Area 4 A (South of HWY 91)

	Current Total	Current Service	Adjustment to Service	Current Landfill	Adjustment to Landfill	Adjusted Total
second and third item	\$ 24.02	\$24.02	\$0.72	\$0.00	\$0.00	\$24.74
Unscheduled Extra Bin Dumps						
While on Site	\$ 54.47	\$46.97	\$1.41	\$7.50	\$0.23	\$56.11
Separate Trip	\$ 78.83	\$71.33	\$2.14	\$7.50	\$0.23	\$81.20
Unscheduled Compactor Dumps						
Commercial Can	\$ 94.70	\$94.70	\$2.84	\$0.00	\$0.00	\$97.54
Commercial Can	\$ 47.47	\$45.62	\$1.37	\$1.85	\$0.06	\$48.90
Temporary bin service						
Up to Three (3) days:	\$ 117.95	\$110.45	\$3.31	\$7.50	\$0.23	\$121.49
Up to Thirty (30) days:	\$ 311.54	\$281.53	\$8.45	\$30.01	\$0.92	\$320.90
Bin Exchange						
Additional Scout Service	\$ 80.17	\$80.17	\$2.41	\$0.00	\$0.00	\$82.58
Bin Exchange (in excess of 1 per year)	\$ 52.10	\$52.10	\$1.56	\$0.00	\$0.00	\$53.66
Lost or Stolen Bin	\$ 801.44	\$801.44	\$24.04	\$0.00	\$0.00	\$825.48
Lost or Stolen Cart	\$ 128.26	\$128.26	\$3.85	\$0.00	\$0.00	\$132.11
Burned Bin	\$ 448.82	\$448.82	\$13.46	\$0.00	\$0.00	\$462.28
Bin or Cart Repair	Actual Cost					Actual Cost
Locking Lids	\$ 18.87	\$18.87	\$0.57	\$0.00	\$0.00	\$19.44
Replacement Lock	\$ 39.29	\$39.29	\$1.18	\$0.00	\$0.00	\$40.47
Replacement Key	\$ 7.85	\$7.85	\$0.24	\$0.00	\$0.00	\$8.09
Haul or Call Fee	\$ 28.38	\$28.38	\$0.85	\$0.00	\$0.00	\$29.23
Tire Haul Charge	\$ 397.23	\$397.23	\$11.92	\$0.00	\$0.00	\$409.15
Restart fee						
(Administrative Only, Bin on Site)	\$ 23.56	\$23.56	\$0.71	\$0.00	\$0.00	\$24.27
(Administrative Plus Bin Delivery)	\$ 117.85	\$117.85	\$3.54	\$0.00	\$0.00	\$121.39
Over Loaded Bin	\$ 53.21	\$53.21	\$1.60	\$0.00	\$0.00	\$54.81

Franchise Area 4

Tip Fee Increase 3.05%

Fuel Surcharge 0.0%

CPI 3.00%

Area 4 A (South of HWY 91)

	Current Total	Current Service	Adjustment to Service	Current Landfill	Adjustment to Landfill	Adjusted Total
Tax Roll Administrative Charge	\$ 32.88	\$32.88	\$0.99	\$0.00	\$0.00	\$33.87
Recycle Contamination Charge	\$ 77.28	\$77.28	\$2.32	\$0.00	\$0.00	\$79.60
Mixed C & D Haul Charge	\$ 328.88	\$328.88	\$9.87	\$0.00	\$0.00	\$338.75 plus disposal
Commerical Bin Delivery/Removal	\$ 26.60	\$26.60	\$0.80	\$0.00	\$0.00	\$27.40
Commerical Recycle Bin Extra Pickup	\$ 31.92	\$31.92	\$0.96	\$0.00	\$0.00	\$32.88

Commercial Recycling Bins

bin size (cu. yd.)	frequency	Current Total	Current Service	Adjustment to Service	Current Landfill	Adjustment to Landfill	Adjusted Total
2	1	\$ 74.29	\$74.29	\$2.23	\$0.00	\$0.00	\$74.29
	2	\$ 148.57	\$148.57	\$4.46	\$0.00	\$0.00	\$148.57
	3	\$ 222.86	\$222.86	\$6.69	\$0.00	\$0.00	\$222.86
3	1	\$ 86.16	\$86.16	\$2.58	\$0.00	\$0.00	\$86.16
	2	\$ 172.33	\$172.33	\$5.17	\$0.00	\$0.00	\$172.33
	3	\$ 258.49	\$258.49	\$7.75	\$0.00	\$0.00	\$258.49
4	1	\$ 105.46	\$105.46	\$3.16	\$0.00	\$0.00	\$105.46
	2	\$ 210.92	\$210.92	\$6.33	\$0.00	\$0.00	\$210.92
	3	\$ 316.38	\$316.38	\$9.49	\$0.00	\$0.00	\$316.38
6	1	\$ 111.42	\$111.42	\$3.34	\$0.00	\$0.00	\$111.42
	2	\$ 222.84	\$222.84	\$6.69	\$0.00	\$0.00	\$222.84
	3	\$ 334.27	\$334.27	\$10.03	\$0.00	\$0.00	\$334.27

Commercial Organics Service

(Both Comprehensive and Non-comprehensive)

bin size (cu. yd.)	frequency	Current Service	Adjustment to Service	Current Processing	Adjustment to Processing	Adjusted Total
64 Gallon	1	\$19.02	\$0.57	\$ 9.37	\$0.29	\$29.24

Franchise Area 4

Tip Fee Increase 3.05%

Fuel Surcharge 0.0%

CPI 3.00%

Area 4 A (South of HWY 91)

	Current Total	Current Service	Adjustment to Service	Current Landfill	Adjustment to Landfill	Adjusted Total
2	\$56.77	\$38.04	\$1.14	\$ 18.73	\$0.57	\$58.48
3	\$85.16	\$57.06	\$1.71	\$ 28.10	\$0.86	\$87.73
4	\$113.54	\$76.08	\$2.28	\$ 37.46	\$1.14	\$116.97
5	\$141.92	\$95.10	\$2.85	\$ 46.82	\$1.43	\$146.21
2 Yard	\$150.32	\$91.22	\$2.74	\$ 59.10	\$1.80	\$154.86
	\$300.65	\$182.44	\$5.47	\$ 118.21	\$3.61	\$309.73
	\$451.01	\$273.70	\$8.21	\$ 177.31	\$5.41	\$464.63
	\$601.34	\$364.92	\$10.95	\$ 236.42	\$7.21	\$619.50
	\$751.65	\$456.13	\$13.68	\$ 295.52	\$9.01	\$774.35

Franchise Area 4

Tip Fee Increase 3.05%

Fuel Surcharge 0.0%

CPI 3.00%

Area 4 B (North of HWY 91)

Residential Services

Comprehensive Collection

	Current Total	Current Service	Adjustment to Service	Current Landfill	Adjustment to Landfill	Adjusted Total
Regular	\$21.68	\$16.43	\$0.49	\$5.25	\$0.16	\$22.33
Senior	\$19.26	\$14.01	\$0.42	\$5.25	\$0.16	\$19.84
Extra Container	\$7.38	\$4.55	\$0.14	\$2.83	\$0.09	\$7.60
Green Waste	\$4.37	\$3.40	\$0.10	\$0.97	\$0.03	\$4.50
Recycling Material Offset						\$1.05

Other Residential Services

Residential Extra Bag	\$4.34	\$4.34	\$0.13	\$0.00	\$0.00	\$4.47
Residential Bin (2 cu yard)	\$87.58	\$87.58	\$2.63	\$0.00	\$0.00	\$90.21
Street Sweeping	\$0.85	\$0.85	\$0.03	\$0.00	\$0.00	\$0.88
Back Yard/Side Yard Collection	\$18.65	\$18.65	\$0.56	\$0.00	\$0.00	\$19.21 per month
Extra Recycling Cart	\$3.04	\$3.04	\$0.09	\$0.00	\$0.00	\$3.13 per month
Extra Green Waste Cart	\$6.30	\$6.30	\$0.19	\$0.00	\$0.00	\$6.49 per month
Exchanges (in excess of 1 per year)	\$18.65	\$18.65	\$0.56	\$0.00	\$0.00	\$19.21
Redelivery Fee for Roll Cart	\$23.31	\$23.31	\$0.70	\$0.00	\$0.00	\$24.01
Reinstatement Fee	\$23.31	\$23.31	\$0.70	\$0.00	\$0.00	\$24.01
Scout Service 1.5 times residential rate						1.5 times residential rate
Rural Rate	\$27.44	\$22.19	\$0.67	\$5.25	\$0.16	\$28.27

Residential clean-up

(\$50.00 minimum per below)

Supervisor	\$48.33	\$48.33	\$1.45	\$0.00	\$0.00	\$49.78 per man /per hour
Laborer	\$14.49	\$14.49	\$0.43	\$0.00	\$0.00	\$14.92 per hour
Equipment Operator	\$32.22	\$32.22	\$0.97	\$0.00	\$0.00	\$33.19 per hour
Forklift	\$77.68	\$77.68	\$2.33	\$0.00	\$0.00	\$80.01 per hour

Franchise Area 4

Tip Fee Increase 3.05%

Fuel Surcharge 0.0%

CPI 3.00%

Area 4 B (North of HWY 91)

	Current Total	Current Service	Adjustment to Service	Current Landfill	Adjustment to Landfill	Adjusted Total
Chainsaw	\$38.84	\$38.84	\$1.17	\$0.00	\$0.00	\$40.01 per hour
Bulky Item Collection	\$23.31	\$23.31	\$0.70	\$0.00	\$0.00	\$24.01
CFC Removal Fee	\$31.07	\$31.07	\$0.93	\$0.00	\$0.00	\$32.00
Electronic Waste	\$35.37	\$35.37	\$1.06	\$0.00	\$0.00	\$36.43
Residential Account Set-Up	\$16.12	\$16.12	\$0.48	\$0.00	\$0.00	\$16.60

Commercial Bins

bin size (cu. yd.)	frequency	Current Total	Current Service	Adjustment to Service	Current Landfill	Adjustment to Landfill	Adjusted Total
1.5	1	\$96.09	\$80.12	\$2.40	\$15.97	\$0.49	\$98.98
2	1	\$106.06	\$84.78	\$2.54	\$21.28	\$0.65	\$109.25
	2	\$182.11	\$139.54	\$4.19	\$42.57	\$1.30	\$187.59
3	3	\$258.20	\$194.35	\$5.83	\$63.85	\$1.95	\$265.98
	4	\$334.25	\$249.12	\$7.47	\$85.13	\$2.60	\$344.32
3	5	\$410.31	\$303.90	\$9.12	\$106.41	\$3.25	\$422.67
	6	\$486.39	\$358.69	\$10.76	\$127.70	\$3.89	\$501.05
3	1	\$144.69	\$112.77	\$3.38	\$31.92	\$0.97	\$149.05
	2	\$249.58	\$185.73	\$5.57	\$63.85	\$1.95	\$257.10
3	3	\$354.38	\$258.61	\$7.76	\$95.77	\$2.92	\$365.06
	4	\$455.25	\$327.55	\$9.83	\$127.70	\$3.89	\$468.97
3	5	\$556.01	\$396.40	\$11.89	\$159.61	\$4.87	\$572.77
	6	\$655.93	\$464.38	\$13.93	\$191.55	\$5.84	\$675.70
4	1	\$165.01	\$122.44	\$3.67	\$42.57	\$1.30	\$169.98
	2	\$289.37	\$204.24	\$6.13	\$85.13	\$2.60	\$298.09
4	3	\$413.74	\$286.04	\$8.58	\$127.70	\$3.89	\$426.22
	4	\$538.13	\$367.87	\$11.04	\$170.26	\$5.19	\$554.36
4	5	\$662.45	\$449.62	\$13.49	\$212.83	\$6.49	\$682.43
	6	\$786.81	\$531.42	\$15.94	\$255.39	\$7.79	\$810.54

Franchise Area 4

Tip Fee Increase

3.05%

Fuel Surcharge

0.0%

CPI

3.00%

Area 4 B (North of HWY 91)

	Current Total	Current Service	Adjustment to Service	Current Landfill	Adjustment to Landfill	Adjusted Total	
6	1	\$280.20	\$216.35	\$6.49	\$63.85	\$1.95	\$288.64
	2	\$505.90	\$378.20	\$11.35	\$127.70	\$3.89	\$521.14
	3	\$731.62	\$540.07	\$16.20	\$191.55	\$5.84	\$753.66
	4	\$957.35	\$701.96	\$21.06	\$255.39	\$7.79	\$986.20
	5	\$1,183.05	\$863.81	\$25.91	\$319.24	\$9.74	\$1,218.70
	6	\$1,408.78	\$1,025.69	\$30.77	\$383.09	\$11.68	\$1,451.23

Hard to service / Ag bins

1.5	1	\$111.88	\$65.47	\$1.96	\$46.41	\$1.42	\$115.26
2	1	\$127.20	\$66.23	\$1.99	\$60.97	\$1.86	\$131.05
	2	\$224.41	\$102.48	\$3.07	\$121.93	\$3.72	\$231.20
	3	\$312.82	\$90.60	\$2.72	\$222.22	\$6.78	\$322.32
	4	\$418.80	\$174.94	\$5.25	\$243.86	\$7.44	\$431.49
	5	\$516.01	\$211.19	\$6.34	\$304.82	\$9.30	\$531.64
	6	\$613.20	\$247.42	\$7.42	\$365.78	\$11.16	\$631.78
3	1	\$176.40	\$84.97	\$2.55	\$91.43	\$2.79	\$181.74
	2	\$312.97	\$130.09	\$3.90	\$182.88	\$5.58	\$322.45
	3	\$449.56	\$175.22	\$5.26	\$274.34	\$8.37	\$463.18
	4	\$585.38	\$216.37	\$6.49	\$369.01	\$11.25	\$603.13
	5	\$721.21	\$257.44	\$7.72	\$463.77	\$14.14	\$743.08
	6	\$856.90	\$297.72	\$8.93	\$559.18	\$17.06	\$882.89
4	1	\$207.32	\$85.37	\$2.56	\$121.95	\$3.72	\$213.60
	2	\$373.96	\$130.08	\$3.90	\$243.88	\$7.44	\$385.30
	3	\$540.59	\$174.77	\$5.24	\$365.82	\$11.16	\$556.99
	4	\$707.24	\$219.50	\$6.59	\$487.74	\$14.88	\$728.70
	5	\$873.87	\$264.20	\$7.93	\$609.67	\$18.60	\$900.39
	6	\$1,040.52	\$308.91	\$9.27	\$731.61	\$22.31	\$1,072.10

Franchise Area 4

Tip Fee Increase 3.05%

Fuel Surcharge 0.0%

CPI 3.00%

Area 4 B (North of HWY 91)

	Current Total	Current Service	Adjustment to Service	Current Landfill	Adjustment to Landfill	Adjusted Total
Roll off:						
10 to 40 cubic yard	\$526.96	\$323.73	\$9.71	\$203.23	\$6.20	\$542.87
Compactor	\$462.75	\$462.75	\$13.88	\$0.00	\$0.00	\$476.63 per pull plus disposal
Minimum Pull Charge	\$323.74	\$323.74	\$9.71	\$0.00	\$0.00	\$333.45
Unscheduled Extra Bin Dumps	\$57.52	\$46.91	\$1.41	\$10.61	\$0.32	\$59.25

Other Services

Manure Bin rate

bin size (cu. yd.)	frequency	Current Total	Current Service	Adjustment to Service	Current Landfill	Adjusted Total
2	1	\$146.21	\$126.20	\$3.79	\$20.01	\$150.61
3	1	\$189.67	\$159.66	\$4.79	\$30.01	\$195.38

Commercial Bin Push Charges

Dismount Distance (in feet)	Current Total	Current Service	Adjustment to Service	Current Landfill	Adjusted Total
0 to 25'					\$0.00
26 to 50	\$11.38	\$11.38	\$0.34	\$0.00	\$11.72
51 to 75	\$14.63	\$14.63	\$0.44	\$0.00	\$15.07
76 to 100	\$16.27	\$16.27	\$0.49	\$0.00	\$16.76

Additional Roll off fees

Delivery	\$94.57	\$94.57	\$2.84	\$0.00	\$97.41
Extra Trip	\$94.57	\$94.57	\$2.84	\$0.00	\$97.41
Relocation	\$94.57	\$94.57	\$2.84	\$0.00	\$97.41

Commercial and Industrial Bulky Item

first item	\$40.07	\$40.07	\$1.20	\$0.00	\$41.27
------------	---------	---------	--------	--------	---------

Franchise Area 4

Tip Fee Increase 3.05%

Fuel Surcharge 0.0%

CPI 3.00%

Area 4 B (North of HWY 91)

	Current Total	Current Service	Adjustment to Service	Current Landfill	Adjustment to Landfill	Adjusted Total
second and third item	\$24.02	\$24.02	\$0.72	\$0.00	\$0.00	\$24.74
Unscheduled Extra Bin Dumps						
While on Site	\$54.47	\$46.97	\$1.41	\$7.50	\$0.23	\$56.11
Separate Trip	\$78.83	\$71.33	\$2.14	\$7.50	\$0.23	\$81.20
Unscheduled Compactor Dumps						
Commercial Can	\$94.70	\$94.70	\$2.84	\$0.00	\$0.00	\$97.54
	\$47.47	\$45.62	\$1.37	\$1.85	\$0.06	\$48.90
Temporary bin service						
Up to Three (3) days:	\$117.95	\$110.45	\$3.31	\$7.50	\$0.23	\$121.49
Up to Thirty (30) days:	\$311.54	\$281.53	\$8.45	\$30.01	\$0.92	\$320.90
Bin Exchange						
Additional Scout Service	\$80.17	\$80.17	\$2.41	\$0.00	\$0.00	\$82.58
Bin Exchange (in excess of 1 per year)	\$52.10	\$52.10	\$1.56	\$0.00	\$0.00	\$53.66
Lost or Stolen Bin	\$801.44	\$801.44	\$24.04	\$0.00	\$0.00	\$825.48
Lost or Stolen Cart	\$128.26	\$128.26	\$3.85	\$0.00	\$0.00	\$132.11
Burned Bin	\$448.82	\$448.82	\$13.46	\$0.00	\$0.00	\$462.28
Bin or Cart Repair	Actual Cost					Actual Cost
Locking Lids	\$19.24	\$19.24	\$0.58	\$0.00	\$0.00	\$19.82
Replacement Lock	\$40.07	\$40.07	\$1.20	\$0.00	\$0.00	\$41.27
Replacement Key	\$8.01	\$8.01	\$0.24	\$0.00	\$0.00	\$8.25
Haul or Call Fee	\$28.95	\$28.95	\$0.87	\$0.00	\$0.00	\$29.82
Tire Haul Charge	\$405.18	\$405.18	\$12.16	\$0.00	\$0.00	\$417.34
Restart fee						
(Administrative Only, Bin on Site)	\$24.02	\$24.02	\$0.72	\$0.00	\$0.00	\$24.74
(Administrative Plus Bin Delivery)	\$120.21	\$120.21	\$3.61	\$0.00	\$0.00	\$123.82
Over Loaded Bin	\$54.28	\$54.28	\$1.63	\$0.00	\$0.00	\$55.91

Franchise Area 4

Tip Fee Increase 3.05%

Fuel Surcharge 0.0%

CPI 3.00%

Area 4 B (North of HWY 91)

	Current Total	Current Service	Adjustment to Service	Current Landfill	Adjustment to Landfill	Adjusted Total
Tax Roll Administrative Charge	\$33.54	\$33.54	\$1.01	\$0.00	\$0.00	\$34.55
Recycle Contamination Charge	\$78.82	\$78.82	\$2.36	\$0.00	\$0.00	\$81.18
Mixed C & D Haul Charge	\$335.46	\$335.46	\$10.06	\$0.00	\$0.00	\$345.52 plus disposal
Commercial Bin Delivery/Removal	\$27.13	\$27.13	\$0.81	\$0.00	\$0.00	\$27.94
Commercial Recycle Bin Extra Pickup	\$32.56	\$32.56	\$0.98	\$0.00	\$0.00	\$33.54

Commercial Recycling Bins

bin size (cu. yd.)	frequency	Current Total	Current Service	Adjustment to Service	Current Landfill	Adjustment to Landfill	Adjusted Total
2	1	\$ 74.29	\$74.29	\$2.23	\$0.00	\$0.00	\$74.29
	2	\$ 148.57	\$148.57	\$4.46	\$0.00	\$0.00	\$148.57
	3	\$ 222.86	\$222.86	\$6.69	\$0.00	\$0.00	\$222.86
3	1	\$ 86.16	\$86.16	\$2.58	\$0.00	\$0.00	\$86.16
	2	\$ 172.33	\$172.33	\$5.17	\$0.00	\$0.00	\$172.33
	3	\$ 258.49	\$258.49	\$7.75	\$0.00	\$0.00	\$258.49
4	1	\$ 105.46	\$105.46	\$3.16	\$0.00	\$0.00	\$105.46
	2	\$ 210.92	\$210.92	\$6.33	\$0.00	\$0.00	\$210.92
	3	\$ 316.38	\$316.38	\$9.49	\$0.00	\$0.00	\$316.38
6	1	\$ 111.42	\$111.42	\$3.34	\$0.00	\$0.00	\$111.42
	2	\$ 222.84	\$222.84	\$6.69	\$0.00	\$0.00	\$222.84
	3	\$ 334.27	\$334.27	\$10.03	\$0.00	\$0.00	\$334.27

Commercial Organics Service

(Both Comprehensive and Non-comprehensive)

bin size (cu. yd.)	frequency	Current Total	Current Service	Adjustment to Service	Current Processing	Adjustment to Processing	Adjusted Total
64 Gallon	1	\$28.39	\$19.02	\$0.57	\$ 9.37	\$0.29	\$29.24

Franchise Area 4

3.05%

Tip Fee Increase

Fuel Surcharge 0.0%

CPI 3.00%

Area 4 B (North of HWY 91)

	Current Total	Current Service	Adjustment to Service	Current Landfill	Adjustment to Landfill	Adjusted Total
2	\$56.77	\$38.04	\$1.14	\$ 18.73	\$0.57	\$58.48
3	\$85.16	\$57.06	\$1.71	\$ 28.10	\$0.86	\$87.73
4	\$113.54	\$76.08	\$2.28	\$ 37.46	\$1.14	\$116.97
5	\$141.92	\$95.10	\$2.85	\$ 46.82	\$1.43	\$146.21
2 Yard	\$150.32	\$91.22	\$2.74	\$ 59.10	\$1.80	\$154.86
	\$300.65	\$182.44	\$5.47	\$ 118.21	\$3.61	\$309.73
	\$451.01	\$273.70	\$8.21	\$ 177.31	\$5.41	\$464.63
	\$601.34	\$364.92	\$10.95	\$ 236.42	\$7.21	\$619.50
	\$751.65	\$456.13	\$13.68	\$ 295.52	\$9.01	\$774.35

MINUTES OF THE BOARD OF SUPERVISORS
COUNTY OF RIVERSIDE, STATE OF CALIFORNIA



19.4
(MT 9588)

9:00 a.m. being the time set for public hearing on the recommendation from Environmental Health regarding the Public Hearing on the Adoption of the Annual Rate Adjustment to Waste Collection for Waste Management of Inland Empire, A Division of USA Waste of California, Inc. Waste Management Collections and Recycling, Inc. within Riverside County Waste Franchise Areas 1, 3 and 4, Districts 1, 2, 3 & 5.

On motion of Supervisor Jeffries, seconded by Supervisor Perez and duly carried by unanimous vote, IT WAS ORDERED that the above matter is continued to Tuesday, June 11, 2019 at 10:00 a.m. or as soon as possible thereafter.

Roll Call:

Ayes: Jeffries, Spiegel, Washington, Perez and Hewitt
Nays: None
Absent: None


The following people spoke on the matter:

Jerry Sincich
Tracy Davis

I hereby certify that the foregoing is a full true, and correct copy of an order made and entered on May 21, 2019 of Supervisors Minutes.

WITNESS my hand and the seal of the Board of Supervisors
Dated: May 21, 2019
Kecia Harper-Ihem, Clerk of the Board of Supervisors, in
and for the County of Riverside, State of California.

(seal)

By:  Deputy

AGENDA NO.
19.4

xc: Environmental Health, COB

SUBMITTAL TO THE BOARD OF SUPERVISORS
COUNTY OF RIVERSIDE, STATE OF CALIFORNIA



ITEM
19.4
(ID # 9588)

MEETING DATE:

Tuesday, May 21, 2019

FROM : ENVIRONMENTAL HEALTH:

SUBJECT: ENVIRONMENTAL HEALTH: PUBLIC HEARING - Adopt the Annual Rate Adjustment to Waste Collection for Waste Management of Inland Empire, A Division of USA Waste of California, Inc. Waste Management Collections and Recycling, Inc. within Riverside County Waste Franchise Areas 1, 3 and 4, Districts 1, 2, 3 & 5. [\$0] (Introduced May 7, 2019)

RECOMMENDED MOTION: That the Board of Supervisors:

1. Conduct a public hearing to receive public comments on the annual adjustment to the waste collection rates within the County Franchise Areas 1, 3 and 4; and
2. At the conclusion of the public hearing, adopt Resolution No. 2019-080 adjusting the rates by the Consumer Price Index (CPI) and approving the additional recycling processing increase.

ACTION: Policy


Keith Jones, Director Environmental Health 4/16/2019

MINUTES OF THE BOARD OF SUPERVISORS

**SUBMITTAL TO THE BOARD OF SUPERVISORS COUNTY OF RIVERSIDE,
STATE OF CALIFORNIA**

FINANCIAL DATA	Current Fiscal Year:	Next Fiscal Year:	Total Cost:	Ongoing Cost
COST	\$ 0	\$ 0	\$ 0	\$ 0
NET COUNTY COST	\$ 0	\$ 0	\$ 0	\$ 0
SOURCE OF FUNDS:			Budget Adjustment:	No
			For Fiscal Year:	19/20

C.E.O. RECOMMENDATION: Approve

BACKGROUND:

Summary

Waste Collection Franchise Agreements covering most unincorporated portions of Riverside County were phased in between 1997 and 1998. Within each of the existing eleven Franchise Agreements is a provision for an annual adjustment of the rates effective each July 1st. The franchise areas (Areas) are spread throughout the entire county unincorporated area and are present within each Supervisor's District.

This adjustment allows a pass through for any changes to landfill costs including the Alternative Daily Cover surcharge or transfer station fees, plus an increase based on Consumer Price Index (CPI) for the balance of the rate. Costs are adjusted by the CPI for the Riverside/San Bernardino/Ontario, CA, as published by the United States Department of Labor, Bureau of Labor Statistics. The proposed rates were adjusted as delineated in the franchise agreement using a CPI of 3.0% for the twelve (12) month period January 2018 through December 2018.

The detailed rate calculation worksheets factoring in the CPI increase have been reviewed for accuracy and the updated rate sheets are maintained by the Department of Environmental Health.

Recycling Processing Fees

California Law mandates each jurisdiction divert at least 50% of the waste material it generates. To meet that mandate, the waste haulers provide residential curbside recycling bins and commercial recycling bins to divert recyclables to processors and away from the landfill. In the past these programs provided the waste haulers with a marketable commodity that could be used to offset the costs associated with collection, processing and transporting recyclable materials to other markets. Recent changes in the global market for recyclable materials have had a negative impact on a large number of recyclable material types and raised the price of processing and moving material while also depressing the commodity prices of those materials. Foreign initiatives, such as Green Fence, National Sword and Blue Sky from China, have limited or removed markets for materials while also causing a ripple effect of similar limitations or bans in other countries where recyclable materials were previously accepted.

**SUBMITTAL TO THE BOARD OF SUPERVISORS COUNTY OF RIVERSIDE,
STATE OF CALIFORNIA**

To offset the rising costs of recyclable collection, the waste haulers in all franchise areas are requesting the addition of a new line item to the rate schedules that accounts for the cost of processing recyclable material. These costs are based on the previous year's costs for collection, processing and transport of recyclables. This new line item will not be subject to annual CPI adjustments but will be based on the prior year's actual costs for recycling processing.

For the 19/20 fiscal year, Waste Management of Inland Empire, A Division of USA Waste of California, Inc. Waste Management Collections and Recycling, Inc. is requesting a \$1.05 monthly increase for all residential customers with recycling bins.


Impact on Residents and Businesses

The current typical residential account pays between \$21.35 to \$23.93 a month. The approval of the proposed 3.0% CPI increase and recycling processing fee would result in an increased rate ranging from \$23.04 to \$25.70 per month.

The approval of this change will result in no cost to the County; implementation expenses are borne by the franchisee.

ATTACHMENTS

Attachment A – Resolution 2019-080 WMI Rates FY 19/20
Attachment B – WMI Rates FY 19/20



Gregory H. Priaplos, Director County Counsel 4/18/2019

PROOF OF PUBLICATION

**STATE OF CALIFORNIA SS.
COUNTY OF RIVERSIDE**

RIVERSIDE COUNTY-BOARD OF SUP.
4080 LEMON ST

RIVERSIDE CA 92501

I am over the age of 18 years old, a citizen of the United States and not a party to, or have interest in this matter. I hereby certify that the attached advertisement appeared in said newspaper (set in type not smaller than non pariel) in each and entire issue of said newspaper and not in any supplement thereof on the following dates, to wit:

05/11/19

I acknowledge that I am a principal clerk of the printer of The Desert Sun, printed and published weekly in the City of Palm Springs, County of Riverside, State of California. The Desert Sun was adjudicated a Newspaper of general circulation on March 24, 1988 by the Superior Court of the County of Riverside, State of California Case No. 191236.

I certify under penalty of perjury, under the laws of the State of California, that the foregoing is true and correct.. Executed on this 13th of May 2019 in Green Bay, WI, County of Brown.



DECLARANT

Ad#:0003557948

P O : Resolution 2019-080

of Affidavits : 1

RECEIVED RIVERSIDE COUNTY CLERK/BOARD OF SUPERVISORS
2019 MAY 21 AM 10:21

Env. Health

5/21/19 19.4

NOTICE OF PUBLIC HEARING BEFORE THE BOARD OF SUPERVISORS OF RIVERSIDE COUNTY

NOTICE IS HEREBY GIVEN that a public hearing at which all interested persons will be heard, will be held before the Board of Supervisors of Riverside County, California, on the 1st Floor Board Chambers, County Administrative Center, 4080 Lemon Street, Riverside, on **Tuesday, May 21, 2019, at 9:00 a.m.**, or as soon as possible thereafter, to consider the following Annual Rate Adjustment for Waste Collection within Riverside County Waste Franchise Areas:

**RESOLUTION NO. 2019-080
A RESOLUTION OF THE COUNTY OF RIVERSIDE ESTABLISHING WASTE HAULER FEES FOR WASTE MANAGEMENT OF INLAND EMPIRE, A DIVISION OF USA WASTE OF CALIFORNIA, INC. WASTE MANAGEMENT COLLECTION AND RECYCLING INC., IN FRANCHISE AREAS 1, 3 AND 4**

WHEREAS, California Government Code section 25827 authorizes the Board of Supervisors to prescribe terms and conditions for the collection of solid waste in the unincorporated areas of Riverside County; and WHEREAS, California Public Resources Code section 40059 authorizes the County of Riverside to determine all aspects of solid waste handling which are of local concern, including whether the services are to be provided by nonexclusive franchise, and the charges and fees for such service; and WHEREAS, Riverside County Ordinance 745 has established that a solid waste hauler, duly permitted or franchised by the County of Riverside, shall be entitled to payment for services rendered in the amounts as specified in a Resolution adopted by the Board of Supervisors; and WHEREAS, the Board of Supervisors recognizes the benefits of entering into Waste Hauler Franchise Agreements for the efficiency of solid waste management; and WHEREAS, the County of Riverside has entered into Waste Hauler Franchise Agreements with Waste Management of Inland Empire, A Division of USA Waste of California, Inc. Waste Management Collections and Recycling, Inc. (WMI) to cover Franchise Areas 1, 3 and 4; and WHEREAS, the Waste Collection Franchise Agreements covering Franchise Areas 1, 3 and 4, contain a provision for an annual adjustment of the rates customers are charged based on the consumer price index ("CPI"); WHEREAS, the Board of Supervisors acknowledges the need for the CPI increase of the hauler fees to provide a cost of living increase to address the costs of providing these services; and WHEREAS, WMI has requested the addition of a Recycling Processing fee where applicable to cover the increased cost of recyclable processing State-wide; **BE IT RESOLVED AND ORDERED** that the Board of Supervisors of the County of Riverside, State of California, in regular session assembled on **May 21, 2019**, finds that the waste hauler fees in Franchise Areas 1, 3 and 4 shall receive an increase, based on the CPI of 3.0% to the service component of their fees for fiscal year 2019-2020 and approve the ad-

NOTICE OF PUBLIC HEARING BEFORE THE BOARD OF SUPERVISORS OF RIVERSIDE COUNTY

NOTICE IS HEREBY GIVEN that a public hearing at which all interested persons will be heard, will be held before the Board of Supervisors of Riverside County, California, on the 1st Floor Board Chambers, County Administrative Center, 4080 Lemon Street, Riverside, on **Tuesday, May 21, 2019, at 9:00 a.m.**, or as soon as possible thereafter, to consider the following Annual Rate Adjustment for Waste Collection within Riverside County Waste Franchise Areas:

**RESOLUTION NO. 2019-080
A RESOLUTION OF THE COUNTY OF RIVERSIDE ESTABLISHING WASTE HAULER FEES FOR WASTE MANAGEMENT OF INLAND EMPIRE, A DIVISION OF USA WASTE OF CALIFORNIA, INC. WASTE MANAGEMENT COLLECTION AND RECYCLING INC., IN FRANCHISE AREAS 1, 3 AND 4**

WHEREAS, California Government Code section 25827 authorizes the Board of Supervisors to prescribe terms and conditions for the collection of solid waste in the unincorporated areas of Riverside County; and WHEREAS, California Public Resources Code section 40059 authorizes the County of Riverside to determine all aspects of solid waste handling which are of local concern, including whether the services are to be provided by nonexclusive franchise, and the charges and fees for such service; and WHEREAS, Riverside County Ordinance 745 has established that a solid waste hauler, duly permitted or franchised by the County of Riverside, shall be entitled to payment for services rendered in the amounts as specified in a Resolution adopted by the Board of Supervisors; and WHEREAS, the Board of Supervisors recognizes the benefits of entering into Waste Hauler Franchise Agreements for the efficiency of solid waste management; and WHEREAS, the County of Riverside has entered into Waste Hauler Franchise Agreements with Waste Management of Inland Empire, A Division of USA Waste of California, Inc. Waste Management Collections and Recycling, Inc. (WMI) to cover Franchise Areas 1, 3 and 4; and WHEREAS, the Waste Collection Franchise Agreements covering Franchise Areas 1, 3 and 4, contain a provision for an annual adjustment of the rates customers are charged based on the consumer price index ("CPI"); WHEREAS, the Board of Supervisors acknowledges the need for the CPI increase of the hauler fees to provide a cost of living increase to address the costs of providing these services; and WHEREAS, WMI has requested the addition of a Recycling Processing fee where applicable to cover the increased cost of recyclable processing State-wide; **BE IT RESOLVED AND ORDERED** that the Board of Supervisors of the County of Riverside, State of California, in regular session assembled on **May 21, 2019**, finds that the waste hauler fees in Franchise Areas 1, 3 and 4 shall receive an increase, based on the CPI of 3.0% to the service component of their fees for fiscal year 2019-2020 and approve the addition of the Recycling Processing fee to the existing rate sheets.

Alternative formats available upon request to individuals with disabilities. If you require reasonable accommodation, please contact Clerk of the Board at (951) 955-1063, at least 72 hours prior to hearing.

Please send all written correspondence to: Clerk of the Board, 4080 Lemon Street, 1st Floor, Post Office Box 1147, Riverside, CA 92502-1147 or email cob@rivco.org

Dated: May 9, 2019
Kecia R. Harper, Clerk of the Board
By: Karen Barton, Board Assistant
Published: 5/11/2019

dition of the Recycling Processing fee to the existing rate sheets.

Alternative formats available upon request to individuals with disabilities. If you require reasonable accommodation, please contact Clerk of the Board at (951) 955-1063, at least 72 hours prior to hearing.

Please send all written correspondence to: Clerk of the Board, 4080 Lemon Street, 1st Floor, Post Office Box 1147, Riverside, CA 92502-1147 or email cob@rivco.org

Dated: May 9, 2019
Kecia R. Harper, Clerk of the Board
By: Karen Barton, Board Assistant
Published: 5/11/2019

**SUBMITTAL TO THE BOARD OF SUPERVISORS
COUNTY OF RIVERSIDE, STATE OF CALIFORNIA**



ITEM
3.12
(ID # 9587)

MEETING DATE:
Tuesday, May 7, 2019

FROM : ENVIRONMENTAL HEALTH:

SUBJECT: ENVIRONMENTAL HEALTH: Set a Public Hearing for the Annual Rate Adjustment to Waste Collection for Waste Management of Inland Empire, A Division of USA Waste of California, Inc. Waste Management Collections and Recycling, Inc. within Riverside County Waste Franchise Areas 1, 3 and 4, Districts 1, 2, 3 & 5. [\$0] (Clerk to Advertise - Set for Hearing May 21, 2019)

RECOMMENDED MOTION: That the Board of Supervisors:

1. Set the public hearing to receive public comments on the Annual Adjustment to the Waste Collection Rates within the County Franchise Areas 1, 3 and 4;
2. Direct the Clerk of the Board to advertise said public hearing for May 21, 2019 at the hour of 9:00 a.m. or as soon as possible thereafter; and
3. At the conclusion of the public hearing, adopt Resolution No. 2019-080 adjusting the rates by the Consumer Price Index (CPI) and approving the additional recycling processing increase.


ACTION: Policy, Clerk to Advertise, Set for Hearing


Keith Jones, Director Environmental Health 4/16/2019

MINUTES OF THE BOARD OF SUPERVISORS

On motion of Supervisor Jeffries, seconded by Supervisor Perez and duly carried by unanimous vote, IT WAS ORDERED that the above matter is approved as recommended and is set for public hearing on Tuesday, May 21, 2019 at 9:00 a.m. or as soon as possible thereafter.

Ayes: Jeffries, Spiegel, Washington, Perez and Hewitt
Nays: None
Absent: None
Date: May 7, 2019
xc: Environmental Health, COB

Kecia Harper
Clerk of the Board
By: 
Deputy

**SUBMITTAL TO THE BOARD OF SUPERVISORS COUNTY OF RIVERSIDE,
STATE OF CALIFORNIA**

FINANCIAL DATA	Current Fiscal Year:	Next Fiscal Year:	Total Cost:	Ongoing Cost
COST	\$ 0	\$ 0	\$ 0	\$ 0
NET COUNTY COST	\$ 0	\$ 0	\$ 0	\$ 0
SOURCE OF FUNDS:			Budget Adjustment:	No
			For Fiscal Year:	19/20

C.E.O. RECOMMENDATION: Approve

BACKGROUND:

Summary

Waste Collection Franchise Agreements covering most unincorporated portions of Riverside County were phased in between 1997 and 1998. Within each of the existing eleven Franchise Agreements is a provision for an annual adjustment of the rates effective each July 1st. The franchise areas (Areas) are spread throughout the entire county unincorporated area and are present within each Supervisor's District.

This adjustment allows a pass through for any changes to landfill costs including the Alternative Daily Cover surcharge or transfer station fees, plus an increase based on Consumer Price Index (CPI) for the balance of the rate. Costs are adjusted by the CPI for the Riverside/San Bernardino/Ontario, California, as published by the United States Department of Labor, Bureau of Labor Statistics. The proposed rates were adjusted as delineated in the franchise agreement using a CPI of 3.0% for the twelve (12) month period January 2018 through December 2018.

The detailed rate calculation worksheets factoring in the CPI increase have been reviewed for accuracy and the updated rate sheets are maintained by the Department of Environmental Health.

Recycling Processing Fees

California Law mandates each jurisdiction divert at least 50% of the waste material it generates. To meet that mandate, the waste haulers provide residential curbside recycling bins and commercial recycling bins to divert recyclables to processors and away for the landfill. In the past these programs provided the waste haulers with a marketable commodity that could be used to offset the costs associated with collection, processing and transporting recyclable materials to other markets. Recent changes in the global market for recyclable materials have had a negative impact on a large number of recyclable material types and raised the price of processing and moving material while also depressing the commodity prices of those materials. Foreign initiatives, such as Green Fence, National Sword and Blue Sky from China, have limited or removed markets for materials while also causing a ripple effect of similar limitations or bans in other countries where recyclable materials were previously accepted.

**SUBMITTAL TO THE BOARD OF SUPERVISORS COUNTY OF RIVERSIDE,
STATE OF CALIFORNIA**

To offset the rising costs of recyclable collection, the waste haulers in all franchise areas are requesting the addition of a new line item to the rate schedules that accounts for the cost of processing recyclable material. These costs are based on the previous year's costs for collection, processing and transport of recyclables. This new line item will not be subject to annual CPI adjustments but will be based on the prior year's actual costs for recycling processing.

For the 19/20 fiscal year, Waste Management of Inland Empire, A Division of USA Waste of California, Inc. Waste Management Collections and Recycling, Inc. is requesting a \$1.05 monthly increase for all residential customers with recycling bins.

Impact on Residents and Businesses

The current typical residential account pays between \$21.35 to \$23.93 a month. The approval of the proposed 3.0% CPI increase and recycling processing fee would result in an increased rate ranging from \$23.04 to \$25.70 per month.

The approval of this change will result in no cost to the County; implementation expenses are borne by the franchisee.

ATTACHMENTS

Attachment A – Resolution 2019-080 WMI Rates FY 19/20

Attachment B – WMI Rates FY 19/20



Gregory V. Priaprios, Director County Counsel 4/18/2019

Riverside County Board of Supervisors Request to Speak

Submit request to Clerk of Board (right of podium), Speakers are entitled to three (3) minutes, subject to Board Rules listed on the reverse side of this form.

SPEAKER'S NAME: JERRY SWICHT

Address: _____

City: TEMESCAL VALLEY Zip: _____

Phone #: _____

Date: 5/21/2019 Agenda # 19.4

PLEASE STATE YOUR POSITION BELOW:

Position on "Regular" (non-appealed) Agenda Item:

_____ Support _____ Oppose _____ Neutral

Note: If you are here for an agenda item that is filed for "Appeal", please state separately your position on the appeal below:

_____ Support _____ Oppose _____ Neutral

I give my 3 minutes to: _____

BOARD RULES

Requests to Address Board on "Agenda" Items:

You may request to be heard on a published agenda item. Requests to be heard must be submitted to the Clerk of the Board before the scheduled meeting time.

Requests to Address Board on items that are "NOT" on the Agenda/Public Comment:

Notwithstanding any other provisions of these rules, a member of the public shall have the right to address the Board during the mid-morning "Oral Communications" segment of the published agenda. Said purpose for address must pertain to issues which are under the direct jurisdiction of the Board of Supervisors. YOUR TIME WILL BE LIMITED TO THREE (3) MINUTES. Donated time is not permitted during Public Comment.

Power Point Presentations/Printed Material:

Speakers who intend to conduct a formalized Power Point presentation or provide printed material must notify the Clerk of the Board's Office by 12 noon on the Monday preceding the Tuesday Board meeting, insuring that the Clerk's Office has sufficient copies of all printed materials and at least one (1) copy of the Power Point CD. Copies of printed material given to the Clerk (by Monday noon deadline) will be provided to each Supervisor. If you have the need to use the overhead "Elmo" projector at the Board meeting, please ensure your material is clear and with proper contrast, notifying the Clerk well ahead of the meeting, of your intent to use the Elmo.

Individual Speaker Limits:

Individual speakers are limited to a maximum of three (3) minutes. Please step up to the podium when the Chairman calls your name and begin speaking immediately. Pull the microphone to your mouth so that the Board, audience, and audio recording system hear you clearly. Once you start speaking, the "green" podium light will light. The "yellow" light will come on when you have one (1) minute remaining. When you have 30 seconds remaining, the "yellow" light will begin to flash, indicating you must quickly wrap up your comments. Your time is up when the "red" light flashes. The Chairman adheres to a strict three (3) minutes per speaker. *Note: If you intend to give your time to a "Group/Organized Presentation", please state so clearly at the very bottom of the reverse side of this form.*

Group/Organized Presentations:

Group/organized presentations with more than one (1) speaker will be limited to nine (9) minutes at the Chairman's discretion. The organizer of the presentation will automatically receive the first three (3) minutes, with the remaining six (6) minutes relinquished by other speakers, as requested by them on a completed "Request to Speak" form, and clearly indicated at the bottom of the form.

Addressing the Board & Acknowledgement by Chairman:

The Chairman will determine what order the speakers will address the Board, and will call on all speakers in pairs. The first speaker should immediately step to the podium and begin addressing the Board. The second speaker should take up a position in one of the chamber aisles in order to quickly step up to the podium after the preceding speaker. This is to afford an efficient and timely Board meeting, giving all attendees the opportunity to make their case. Speakers are prohibited from making personal attacks, and/or using coarse, crude, profane or vulgar language while speaking to the Board members, staff, the general public and/or meeting participants. Such behavior, at the discretion of the Board Chairman, may result in removal from the Board Chambers by Sheriff Deputies.

Riverside County Board of Supervisors Request to Speak

Submit request to Clerk of Board (right of podium), Speakers are entitled to three (3) minutes, subject to Board Rules listed on the reverse side of this form.

SPEAKER'S NAME: Tracy Davitz

Address: 8826 Flintridge Lane

City: Temescal Valley Zip: 92883

Phone #: _____

Date: _____ Agenda # 19.4

PLEASE STATE YOUR POSITION BELOW:

Position on "Regular" (non-appealed) Agenda Item:

Support _____ Oppose _____ Neutral

Note: If you are here for an agenda item that is filed for "Appeal", please state separately your position on the appeal below:

_____ Support _____ Oppose _____ Neutral

I give my 3 minutes to: _____

BOARD RULES

Requests to Address Board on "Agenda" Items:

You may request to be heard on a published agenda item. Requests to be heard must be submitted to the Clerk of the Board before the scheduled meeting time.

Requests to Address Board on items that are "NOT" on the Agenda/Public Comment:

Notwithstanding any other provisions of these rules, a member of the public shall have the right to address the Board during the mid-morning "Oral Communications" segment of the published agenda. Said purpose for address must pertain to issues which are under the direct jurisdiction of the Board of Supervisors. YOUR TIME WILL BE LIMITED TO THREE (3) MINUTES. Donated time is not permitted during Public Comment.

Power Point Presentations/Printed Material:

Speakers who intend to conduct a formalized Power Point presentation or provide printed material must notify the Clerk of the Board's Office by 12 noon on the Monday preceding the Tuesday Board meeting, insuring that the Clerk's Office has sufficient copies of all printed materials and at least one (1) copy of the Power Point CD. Copies of printed material given to the Clerk (by Monday noon deadline) will be provided to each Supervisor. If you have the need to use the overhead "Elmo" projector at the Board meeting, please ensure your material is clear and with proper contrast, notifying the Clerk well ahead of the meeting, of your intent to use the Elmo.

Individual Speaker Limits:

Individual speakers are limited to a maximum of three (3) minutes. Please step up to the podium when the Chairman calls your name and begin speaking immediately. Pull the microphone to your mouth so that the Board, audience, and audio recording system hear you clearly. Once you start speaking, the "green" podium light will light. The "yellow" light will come on when you have one (1) minute remaining. When you have 30 seconds remaining, the "yellow" light will begin to flash, indicating you must quickly wrap up your comments. Your time is up when the "red" light flashes. The Chairman adheres to a strict three (3) minutes per speaker. ***Note: If you intend to give your time to a "Group/Organized Presentation", please state so clearly at the very bottom of the reverse side of this form.***

Group/Organized Presentations:

Group/organized presentations with more than one (1) speaker will be limited to nine (9) minutes at the Chairman's discretion. The organizer of the presentation will automatically receive the first three (3) minutes, with the remaining six (6) minutes relinquished by other speakers, as requested by them on a completed "Request to Speak" form, and clearly indicated at the bottom of the form.

Addressing the Board & Acknowledgement by Chairman:

The Chairman will determine what order the speakers will address the Board, and will call on all speakers in pairs. The first speaker should immediately step to the podium and begin addressing the Board. The second speaker should take up a position in one of the chamber aisles in order to quickly step up to the podium after the preceding speaker. This is to afford an efficient and timely Board meeting, giving all attendees the opportunity to make their case. Speakers are prohibited from making personal attacks, and/or using coarse, crude, profane or vulgar language while speaking to the Board members, staff, the general public and/or meeting participants. Such behavior, at the discretion of the Board Chairman, may result in removal from the Board Chambers by Sheriff Deputies.



Riverside County Board of Supervisors Request to Speak

Submit request to Clerk of Board (right of podium), Speakers are entitled to three (3) minutes, subject to Board Rules listed on the reverse side of this form.

SPEAKER'S NAME: Ruth Brissenden

Address: 10215 Wrangler way

City: Temescal Valley **Zip:** 92883

Phone #: 949-212-6292

Date: 6/11/17 **Agenda #** 19.3

PLEASE STATE YOUR POSITION BELOW:

Position on "Regular" (non-appealed) Agenda Item:

 Support **Oppose** **Neutral**

Note: If you are here for an agenda item that is filed for "Appeal", please state separately your position on the appeal below:

 Support **Oppose** **Neutral**

I give my 3 minutes to: _____

BOARD RULES

Requests to Address Board on "Agenda" Items:

You may request to be heard on a published agenda item. Requests to be heard must be submitted to the Clerk of the Board before the scheduled meeting time.

Requests to Address Board on items that are "NOT" on the Agenda/Public Comment:

Notwithstanding any other provisions of these rules, a member of the public shall have the right to address the Board during the mid-morning "Oral Communications" segment of the published agenda. Said purpose for address must pertain to issues which are under the direct jurisdiction of the Board of Supervisors. YOUR TIME WILL BE LIMITED TO THREE (3) MINUTES. Donated time is not permitted during Public Comment.

Power Point Presentations/Printed Material:

Speakers who intend to conduct a formalized Power Point presentation or provide printed material must notify the Clerk of the Board's Office by 12 noon on the Monday preceding the Tuesday Board meeting, insuring that the Clerk's Office has sufficient copies of all printed materials and at least one (1) copy of the Power Point CD. Copies of printed material given to the Clerk (by Monday noon deadline) will be provided to each Supervisor. If you have the need to use the overhead "Elmo" projector at the Board meeting, please ensure your material is clear and with proper contrast, notifying the Clerk well ahead of the meeting, of your intent to use the Elmo.

Individual Speaker Limits:

Individual speakers are limited to a maximum of three (3) minutes. Please step up to the podium when the Chairman calls your name and begin speaking immediately. Pull the microphone to your mouth so that the Board, audience, and audio recording system hear you clearly. Once you start speaking, the "green" podium light will light. The "yellow" light will come on when you have one (1) minute remaining. When you have 30 seconds remaining, the "yellow" light will begin to flash, indicating you must quickly wrap up your comments. Your time is up when the "red" light flashes. The Chairman adheres to a strict three (3) minutes per speaker. ***Note: If you intend to give your time to a "Group/Organized Presentation", please state so clearly at the very bottom of the reverse side of this form.***

Group/Organized Presentations:

Group/organized presentations with more than one (1) speaker will be limited to nine (9) minutes at the Chairman's discretion. The organizer of the presentation will automatically receive the first three (3) minutes, with the remaining six (6) minutes relinquished by other speakers, as requested by them on a completed "Request to Speak" form, and clearly indicated at the bottom of the form.

Addressing the Board & Acknowledgement by Chairman:

The Chairman will determine what order the speakers will address the Board, and will call on all speakers in pairs. The first speaker should immediately step to the podium and begin addressing the Board. The second speaker should take up a position in one of the chamber aisles in order to quickly step up to the podium after the preceding speaker. This is to afford an efficient and timely Board meeting, giving all attendees the opportunity to make their case. Speakers are prohibited from making personal attacks, and/or using coarse, crude, profane or vulgar language while speaking to the Board members, staff, the general public and/or meeting participants. Such behavior, at the discretion of the Board Chairman, may result in removal from the Board Chambers by Sheriff Deputies.