

SUBMITTAL TO THE BOARD OF SUPERVISORS
COUNTY OF RIVERSIDE, STATE OF CALIFORNIA



ITEM
3.14
(ID # 10125)

MEETING DATE:

Tuesday, June 18, 2019

FROM : FIRE DEPARTMENT:

SUBJECT: FIRE DEPARTMENT: Ratify and Approve the Cost Share Agreement between Riverside County Fire Department and State of California Department of Forestry and Fire Protection (CalFire) for the Valley Fire Incident that occurred on September 18, 2018; District 3 [\$130,247] Structural Fire Taxes 49%, General Fund 51%

RECOMMENDED MOTION: That the Board of Supervisors:

1. Ratify and approve the Cost Share Agreement with the California Department of Forestry and Fire Protection (CalFire) for the Valley Fire Incident CA-RRU-118052 for \$130,247; and
2. Authorize the Chairman of the Board to execute this Cost Share Agreement on behalf of the County.


ACTION:


Shawn Newman, Chief Cal Fire Riverside County 6/5/2019

MINUTES OF THE BOARD OF SUPERVISORS

On motion of Supervisor Washington, seconded by Supervisor Jeffries and duly carried by unanimous vote, IT WAS ORDERED that the above matter is approved as recommended.

Ayes: Jeffries, Spiegel, Washington, Perez and Hewitt
Nays: None
Absent: None
Date: June 18, 2019
xc: Fire

Kecia Harper
Clerk of the Board
By: 
Deputy

**SUBMITTAL TO THE BOARD OF SUPERVISORS COUNTY OF RIVERSIDE,
STATE OF CALIFORNIA**

FINANCIAL DATA	Current Fiscal Year:	Next Fiscal Year:	Total Cost:	Ongoing Cost
COST	\$ 130,247	\$ 0	\$ 130,247	\$ 0
NET COUNTY COST	\$ 66,426	\$ 0	\$ 66,426	\$ 0
SOURCE OF FUNDS: Structural Fire Taxes 49%, General Fund 51%			Budget Adjustment: No	
			For Fiscal Year: 18/19	

C.E.O. RECOMMENDATION: Approve

BACKGROUND:

Summary

The County Fire Department is an integrated, cooperative, regional fire protection system that provides fire, EMS, technical rescue and hazardous materials response to residents in the unincorporated area and in twenty partner cities and one community services district. The County of Riverside contracts for emergency response from the State of California Department of Forestry and Fire Protection (CalFire), to serve as the Riverside County Fire Department.

On September 18, 2018, a mulch fire occurred in Aguanga in the unincorporated area of Riverside County. The incident was named the Valley Fire (CA-RRU-118052). The Valley Fire was located in the local responsibility area (LRA) and was a threat to the state responsibility area (SRA). CalFire and Riverside County fire resources were utilized on this incident. Due to the location and threat of the Valley Fire, the fire costs are shared by Riverside County and CalFire. A one-time cost share agreement is necessary to distribute the costs of fighting this specific fire incident.

In conjunction with Riverside County Code Enforcement, the department is seeking reimbursement for the costs from the responsible party.

The agreement has been reviewed and approved as to form by County Counsel.

Impact on Residents and Businesses

The cost share agreement has no impact on citizens or businesses.

SUPPLEMENTAL:



Additional Fiscal Information


The total cost of the Valley Fire incident is \$343,214. Of this amount, Riverside County is responsible for \$130,247. The Department has paid \$5,253 in direct charges and a balance of \$124,994 is due to CalFire. It is part of our FY 18/19 budget and funded with Structural Fire Taxes and General Fund. No additional funds or budget adjustment is requested.

Contract History and Price Reasonableness

**SUBMITTAL TO THE BOARD OF SUPERVISORS COUNTY OF RIVERSIDE,
STATE OF CALIFORNIA**

This is the first formal cost share agreement between Riverside County and CalFire. There is a cooperative agreement for fire services between Riverside County and CalFire that was approved by the Board on June 13, 2017, Item #3.19. The cooperative agreement dates back to 1921 and has provided the public and the County a successful fire protection system. The cooperative agreement, as we know it today, began in 1946 with the appointment of a County Fire Warden. Today, the County Fire Department is a well-integrated system (County, partner cities & State) that provides municipal fire protection, advanced life support (paramedic) service, technical rescue and hazardous materials response.

	
Diane Sinclair, Deputy Director-Fire Admin	Ryan Carter, Principal Management Analyst
6/6/2019	6/11/2019


Gregory P. Prieros, Director County Counsel
6/5/2019

COST SHARE AGREEMENT
COUNTY OF RIVERSIDE FIRE DEPARTMENT
And
STATE OF CALIFORNIA
DEPARTMENT OF FORESTRY AND FIRE PROTECTION
CAL FIRE

The following is the cost share agreement between the above named agencies as it was negotiated for the following incident.

INCIDENT NAME: VALLEY FIRE

INCIDENT NUMBER BY AGENCY: CA-RRU-118052

INCIDENT START DATE AND TIME: September 18, 2018 1132 hrs.

JURISDICTIONS: (SRA) CAL FIRE – Riverside Unit
RESPONSIBILITY: (Local) County of Riverside

INCIDENT CAUSE: Under Investigation

COST SHARE PERIOD:

Start Date/Time: September 18, 2018 1132 hrs.

End Date/Time: September 27, 2018 0800 hrs.

INCIDENT COMMANDER: Bill Weiser, CAL FIRE

COST SHARE AGREEMENT: Valley Fire

Agency Representatives participating in development of this cost share agreement.

Bill Weiser, CALFIRE, Incident Commander

Diane Sinclair, RVC, Deputy Director of Administration

This cost share agreement between County of Riverside, a political subdivision of the State of California, on behalf of the Fire Department, (hereinafter referred to as "RVC") and State of California Department of Forestry and Fire Protection (hereinafter referred to as "CAL FIRE") was prepared under the following guidelines:

1. In accordance with the CALFIRE Riverside County Cooperative Agreement between the County of Riverside and the California Department of Forestry and Fire Protection/CALFIRE.

2. All costs originating from orders placed by and for the incident that can be reasonably obtained and estimated for the cost share period will be included in this agreement and will be shared on the basis of the ICs/ARs' mutual agreement.

3. Costs for non-expendable property purchases by each agency will be charged direct to that agency and will not be shared.

4. Agency specific costs will not be shared identified in Exhibit A & Exhibit B (attached).

5. Shared costs will be based on the ICs/ARs' mutual judgment and agreement as to threat, incident objectives, and resources assigned for each agency's area of responsibility.

6. RVC will incur the cost of the resources identified in ROSS and agreed upon by the parties listed above. These resources are identified in Exhibit B (attached).

7. All Logistical Costs: meal costs including water, Gatorade and Ice purchased for the incident as agreed upon by the IC/AR will be proportioned 50 percent to each party.

8. All Class "A" foam expenses will be proportioned 50 percent to each party.

8. Cost associated with "HIRED EQUIPMENT" will be apportioned out according to the following percentages. These resources are identified in Exhibit C (attached).

CAL FIRE: 63 percent

RVC: 37 percent


This agreement is our best judgment of agency cost responsibilities for the state and County mission in Riverside County for the "Valley Fire".

[Signature Provisions on following page]

IN WITNESS WHEREOF, the duly authorized officials of the parties hereto have, in their respective capacities, set their hands as of the date first hereinabove written.

CALFIRE
Valley Fire Incident Commander

Dated: 6/4/2019

By: 
Bill Weiser, Division Chief

COUNTY OF RIVERSIDE

Dated: JUN 18 2019


By: 
Chairman, Board of Supervisors
KEVIN JEFFRIES

ATTEST:

KECIA HARPER-~~THEM~~
Clerk of the Board

By: 
Deputy

APPROVED AS TO FORM:
GREGORY P. PRIAMOS,
County Counsel

By: 
GREGORY P. PRIAMOS
County Counsel

(SEAL)

CALFIRE COSTS
Valley Incident
Exhibit A

Air Craft Costs:

A-1 thru A-8 All fixed wing and helicopter cost

Crew Request:

C-1	Bautista 2
C-2	Oak Glen 3
C-3	Bautista 3
C-4	Rainbow 4

Equipment Request:

E-1	D3140
E-2	E3163
E-4	E3167
E-5	E3169
E-9	E3171
E-9	BR75
E-12	D3341
E-37	MAB WT 11
E-44	E3172
E-51	E3163
E-60	E3169
E-61	E3171
E-10000	E3169

Overhead Request:

O-1
O-2
O-9
O-10
O-12
O-13

(Fuel Cost and equipment replacement cost shall be charged direct to that agency and will not be shared).

Riverside County Fire Department
Valley Fire
Exhibit B

The Riverside County Fire Department will incur the cost of the following resources identified below and agrees not to invoice CAL FIRE.

Equipment Request:

E-3	WT83
E-6	E12
E-7	E84
E-8	E95
E-10	E77
E-13	WT28
E-14	E53
E-15	WT53
E-18	WT1
E-36	E30
E45	E5
E46	WT8
E-47	E35
E-48	E30
E-50	E72

Overhead Request:

O-3
O-8
O-11
O-10000
O-10000 (Cover Behind)

(Fuel Cost and equipment replacement cost shall be charged direct to that agency and will not be shared).

Hired Equipment
Valley Fire
Exhibit C

Hired Equipment:

E-17	REYES H2O EQUIPMENT
E-18	RDL EQUIPMENT
E-19	DAHL & SONS WATER TRUCKS
E-20	JMBS
E-21	FOLEY TRUCKING INC
E-23	AAA WATER TENDER
E-24	DESKO CONSTRUCTION
E-25	ASAP SERVICES
E-26	CGS INC
E-27	DESKO CONSTRUCTION
E-28	DOC'S WATER INC
E-29	BLACK CAT GROUP INC
E-30	ROAD RUNNER TRUCKING
E-31	BROWN BULK TRANSPORTATION
E-32	CHAD JOHNSON TRUCKING INC
E-33	RESTAD GENERAL ENGINEERING
E-34	JMBS
E-39	RESTAD GENERAL ENGINEERING
E-40	PERRAULT CORPORATION INC
E-43	PACIFIC STATES TRANSPORTATION
E-58	INLAND EQUIPMENT
E-1001	BROWN BULK TRANSPORTATION
E-1002	REYES H2O EQUIPMENT
E-1003	RDL EQUIPMENT INC
E-1004	DAHL & SONS WATER TRUCKS
E-1005	JMBS
E-1006	AAA WATER TENDER
E-1007	DESKO CONSTRUCTION
E-1008	DOC'S WATER INC
E-1009	CGS INC
E-1010	ASAP SERVICES
E1011	JMBS
E-1012	PERRAULT CORPORATION INC
E-1013	INLAND EQUIPMENT
S-6	UNIVERSAL WASTE SYSTEMS
S-7	UNIVERSAL WASTE SYSTEMS
S-8	RAIN FOR RENT
S-10000	UNIVERSAL WASTE SYSTEMS
S-1001	UNIVERSAL WASTE SYSTEMS
S-1002	RAIN FOR RENT

VALLEY FIRE COST SUMMARY

INC# 18CARRU118052

Period 9/18/2018 to 9/27/2018

	<u>TOTAL</u>	<u>COUNTY</u>	<u>Paid-to-Date</u>	<u>Remaining</u>	<u>STATE</u>	<u>Paid-to-Date</u>	<u>Remaining</u>
	<u>COST</u>			<u>Balance</u>			<u>Balance</u>
Rented Equipment <i>Cost Share %</i>	\$ 325,765.55 <i>100%</i>	\$ 121,522.71 <i>37%</i>	\$ -	\$ 121,522.71	\$ 204,242.84 <i>63%</i>	\$ 325,765.55	\$ (121,522.71)
Logistics <i>Cost Share %</i>	\$ 17,448.78 <i>100%</i>	\$ 8,724.39 <i>50%</i>	\$ 5,252.68	\$ 3,471.71	\$ 8,724.39 <i>50%</i>	\$ 12,196.10	\$ (3,471.71)
GRAND TOTAL	<u>\$ 343,214.33</u>	<u>\$ 130,247.10</u>	<u>\$ 5,252.68</u>	<u>\$ 124,994.42</u>	<u>\$ 212,967.23</u>	<u>\$ 337,961.65</u>	<u>\$ (124,994.42)</u>

Date: September

18

19

20

21

22

23

24

25

TOTAL

In voice # 3U1BA

Vendor Name	18	19	20	21	22	23	24	25	TOTAL
668 Doc's Water Inc									\$ 4,768.00
667 Doc's Water Inc									\$ 11,592.00
674 Desko Construction									\$ 10,516.00
675 Desko Construction									\$ 4,321.00
673 Desko Construction									\$ 10,143.00
662 Dahl & Sons Water Trucks									\$ 3,384.00
661 Dahl & Sons Water Trucks									\$ 8,460.00
654 Chad Johnson Trucking Inc									\$ 32,521.50
670 CGS Incorporated									\$ 4,768.00
669 CGS Incorporated									\$ 11,592.00
660 Brown Bulk Transportation Inc									\$ 4,768.00
659 Brown Bulk Transportation Inc									\$ 11,592.00
676 AAA Water Truck									\$ 6,768.00
653 Black Cat Group Inc									\$ 13,145.00
678 ASAP Services									\$ 11,830.50
679 ASAP Services									\$ 4,321.00
677 AAA Water Truck									\$ 3,384.00
Inland Equipment									\$ 1,400.00
680 Restad General Engineering									\$ 7,580.00
684 Restad General Engineering									\$ 4,040.00
683 White House Sanitation									\$ 300.00
682 White House Sanitation									\$ 816.00
651 Road Runner Trucking									\$ 13,145.00
656 Reyes H2O Equipment									\$ 3,740.00
655 Reyes H2O Equipment									\$ 9,350.00
658 RDL Equipment Inc									\$ 3,740.00
656 RDL Equipment Inc									\$ 9,350.00
672 Perrault Corporation Inc									\$ 3,232.00
671 Perrault Corporation Inc									\$ 8,080.00
652 Pacific States Transportation									\$ 8,888.00
664 JMBS									\$ 4,776.00
666 JMBS									\$ 4,624.00
663 JMBS									\$ 13,041.00
665 JMBS									\$ 13,644.00
650 Jim Foley Trucking Inc									\$ 14,459.50
100 Rain For Rent									\$ 43,686.05
Column Totals	\$ 18,730.50	\$ 57,824.89	\$ 58,010.86	\$ 53,712.86	\$ 52,263.86	\$ 50,814.86	\$ 27,980.86	\$ 6,426.86	\$ 325,765.55

Daily %	100%	70%	60%	50%	40%	30%	0%
Daily %	\$ 18,730.50	\$ 57,824.89	\$ 58,010.86	\$ 53,712.86	\$ 52,263.86	\$ 50,814.86	\$ 27,980.86
CAL FIRE %	63%	\$ 18,730.50	\$ 57,824.89	\$ 40,607.60	\$ 32,227.72	\$ 26,131.93	\$ 20,325.94
Daily %	0%	0%	30%	50%	60%	70%	100%
RVC %	\$ -	\$ -	\$ 17,403.26	\$ 26,131.93	\$ 30,488.92	\$ 19,586.60	\$ 6,426.86
GRAND TOTAL	\$ 18,730.50	\$ 57,824.89	\$ 58,010.86	\$ 53,712.86	\$ 52,263.86	\$ 27,980.86	\$ 6,426.86

VALLEY FIRE

INC# 18CARRU118052

Period 9/18/2018 to 9/27/2018

SERVICE CENTER - MATERIAL REQUISITIONS

Description	Req#	Item Number	Qty	U/M	Unit Cost	Total Cost
FP34000-00244	S-1	Water	CS	60	5.92	355.20
FP34000-00245	S-3	Gatorade	CS	32	16.19	518.08
FP34000-00257	S-4	Class A Foam	EA	48	71.00	3,408.00
FP34000-00245	S-3	Gatorade	CS	24	16.19	388.56
FP34000-00245	S-3	Gatorade	CS	36	16.19	582.84
Total for MRT's by COUNTY Service Center (County Paid)						5,252.68

SUPPORT PURCHASES (PAID BY CAL FIRE - MEALS, WATER, ICE)

Description	Req#	Vendor	Qty	U/M	Unit Cost	Total Cost
Water	S-1	Smart & Final - 3PA8A608	84	CS	2.99	251.16
CRV for Water		Smart & Final - 3PA8A608	84		1.20	100.80
Ice	S-2	Smart & Final - 3PA8A608	25	CS	3.99	107.48
Line Lunches	S-10003	MASSH Inc. - 3P8A1026	370		29.75	11,007.50
Meals FS12		Stater Bros - 3PA8A399	13			130.00
Meals FS12		Stater Bros - 3PA8A297	9			90.00
Meals to feed fire personnel 9/20/2018	S-5	Denny's	4			101.07
Meals to feed fire personnel 9/19/2018	S-5	Denny's	20			408.09
Total for Support Purchases by CAL FIRE (Paid by State)						12,196.10

GRAND TOTAL

17,448.78

COST PER AGENCY AS PER COST SHARE AGREEMENT:

County	State	TOTAL
50%	50%	
177.60	177.60	355.20
259.04	259.04	518.08
1,704.00	1,704.00	3,408.00
194.28	194.28	388.56
291.42	291.42	582.84
2,626.34	2,626.34	5,252.68

County	State	TOTAL
50%	50%	
125.58	125.58	251.16
50.40	50.40	100.80
53.74	53.74	107.48
5,503.75	5,503.75	11,007.50
65.00	65.00	130.00
45.00	45.00	90.00
50.54	50.54	101.07
204.05	204.05	408.09
6,098.05	6,098.05	12,196.10
8,724.39	8,724.39	17,448.78