

**SUBMITTAL TO THE BOARD OF SUPERVISORS
COUNTY OF RIVERSIDE, STATE OF CALIFORNIA**



**ITEM
4.1
(ID # 10792)**

MEETING DATE:

Tuesday, September 10, 2019


FROM : SUCCESSOR AGENCY TO THE REDEVELOPMENT AGENCY:

SUBJECT: EXECUTIVE OFFICE: Receive and File the Report on Investment Portfolio for the Successor Agency to the Redevelopment Agency for the County of Riverside as of the fiscal year ended June 30, 2019. All Districts. [\$0]

RECOMMENDED MOTION: That the Board of Supervisors:

1. Receive and file the Report on Investment Portfolio of the Successor Agency to the Redevelopment Agency for the County of Riverside as of the fiscal year ended June 30, 2019.


ACTION: Consent


Invelsa D. Santos 9/3/2019

MINUTES OF THE BOARD OF SUPERVISORS

On motion of Supervisor Jeffries, seconded by Supervisor Perez and duly carried, IT WAS ORDERED that the above matter is approved as recommended.

Ayes: Jeffries, Spiegel, Perez and Hewitt
Nays: None
Absent: Washington
Date: September 10, 2019
xc: RDA

Kecia R. Harper
Clerk of the Board
By 
Deputy

**SUBMITTAL TO THE BOARD OF SUPERVISORS COUNTY OF RIVERSIDE,
STATE OF CALIFORNIA**

FINANCIAL DATA	Current Fiscal Year:	Next Fiscal Year:	Total Cost:	Ongoing Cost
COST	\$0	\$0	\$0	\$0
NET COUNTY COST	\$0	\$0	\$0	\$0
SOURCE OF FUNDS: N/A			Budget Adjustment: No	
			For Fiscal Year: 2018-2019	

C.E.O. RECOMMENDATION: Approve

BACKGROUND:

Summary


Board Policy B-21 requires that all funds held in trust outside of the County Treasury prepare an annual report on investments for review by the Investment Oversight Committee and its governing Board.

Pursuant to this policy, on July 29, 2019, the Investment Oversight Committee of the County reviewed and approved the attached Report on Investment Portfolio of the Successor Agency to the Redevelopment Agency for the County of Riverside for the fiscal year ended June 30, 2019. Pursuant to Board Policy B-21, staff now submits the Investment Report the Board of Supervisors as the fund's governing board.

Impact on Residents and Businesses

No impact on residents and businesses

ATTACHMENT: Report on Investment Portfolio of the Successor Agency to the Redevelopment Agency for the County of Riverside for the fiscal year ended June 30, 2019.


 Alex Gann 9/4/2019



COLUMBIA CAPITAL
MUNICIPAL ADVISORS

6330 Lamar Ave., Suite 200
Overland Park, Kansas 66202

July 16, 2019


Mr. Don Kent
Assistant CEO/Chief Financial Officer
Riverside County Executive Office
4080 Lemon Street, 4th Floor
Riverside, CA 92501

Dear Mr. Kent:


Enclosed is the Investment Holdings Report for the Successor Agency to the Redevelopment Agency for the County of Riverside for the period ending June 30, 2019 (the "Report Date"). This report contains various summaries and underlying details of the issues and accounts, as well as a detailed listing of investment holdings for each individual series of bonds outstanding as of the Report Date.

Please let me know if you have any questions and thank you for the opportunity serve the County.

Sincerely,




Jeff White
Principal



COUNTY OF RIVERSIDE CALIFORNIA

June 30, 2019
Quarterly Investment Report
County of Riverside, California
Successor Agency to the Redevelopment Agency for the
County of Riverside



COLUMBIA CAPITAL
MUNICIPAL ADVISORS

Successor Agency to the Redevelopment Agency by Asset:

Security	Quantity	Total Cost	Market Value
DREYFUS TAX EXEMP CASH INSTL SH	23,933,453.20	23,933,450.18	23,933,453.20
FIDELITY INVST MM GOVT CLASS	34,505,151.25	34,505,151.25	34,505,151.25
GOLDMAN SACHS TR GOVT INST FUND	10,455,717.61	10,455,717.61	10,455,717.61
FEDERATED US TREAS CASH	6,053,010.76	6,053,010.76	6,053,010.76
Pooled Investment Fund County of Riverside	5,268,677.14	5,268,677.14	5,268,677.14
Grand Total:	80,216,009.96	80,216,006.94	80,216,009.96

Successor Agency to the Redevelopment Agency by Series:

Issue	Market Value
2004 Tax Allocation Housing Bonds Series A-T	40,541.58
2011 Tax Allocation Bonds B, B-T, D, E	36,036,831.38
2011 Tax Allocation Bonds Series A-T	1,427,575.91
2014 Tax Allocation Bonds A, D, E	6,015,526.25
2015 Tax Allocation Bonds A, D, E	5,461,715.25
2015 Tax Allocation Bonds B & C	4,692,640.99
2016 Tax Allocation Bonds A, D, E	4,738,820.56
2016 Tax Allocation Bonds B & C	3,141,033.70
2017 TA Housing Refunding Bonds Series A	1,127,473.22
2017 Tax Allocation Bonds A, D, E	8,704,639.75
2017 Tax Allocation Bonds Series C	623,604.64
2017 Tax Allocation Ref Bonds Series B	2,338,680.82
2017 Tax Allocation Housing Bonds Series A-T	4,217,988.25
2017 Tax Allocation Housing Refunding Series B	1,611,453.15
Combined Housing 14 15 17	37,484.51
Total:	80,216,009.96

Successor Agency to the Redevelopment Agency by Account:

2004 Tax Allocation Housing Bonds Series A-T		
363831 - Debt Service		184.89
363832 - PRN		0.73
363833 - Interest		40,355.96
Total:		40,541.58
2011 Tax Allocation Bonds B, B-T, D, E		
872152 - B Reserve		2,345,103.02
872153 - B Redevelopment		15,762,131.52
872154 - B Interest		4,568.72
872162 - B-T Reserve		1,168,344.42
872163 - B-T Redevelopment		7,345,932.71
872164 - B-T Interest		447,402.63
872165 - B-T Principal		81.58
872166 - T Special Tax Fund		3,913,094.57
872232 - E Reserve		1,213,439.64
872233 - E Redevelopment		2,341,880.28
872234 - E Interest		601,141.52
872242 - D Reserve		541,790.06
872244 - D Interest		351,920.71
Total:		36,036,831.38
2011 Tax Allocation Bonds Series A-T		
871933 - A-T Reserve		1,427,575.91
Total:		1,427,575.91
2014 Tax Allocation Bonds A, D, E		
668371 - A Debt Service		970,245.69
668372 - A Interest		13,989.38
668374 - A Reserve		1,466,004.18
668452 - E Debt Service		745,678.74
668453 - E Interest		13,390.65

668455 - E Reserve	1,477,588.75
668462 - D Debt Service	1,328,260.22
668463 - D Interest	368.64
Total:	6,015,526.25
2015 Tax Allocation Bonds A, D, E	
639365 - A Revenue	0.18
713679 - A Reserve	1,513,639.85
713683 - A Debt Service	1,158,828.02
713684 - A Interest	16,146.13
731685 - A Principal	185.70
713692 - D Debt Service	36.10
713693 - D Interest	670,288.19
713695 - D Principal	83.94
713702 - E Reserve	1,040,453.48
713744 - E Debt Service	1,046,687.72
713747 - E Interest	15,365.94
Total:	5,461,715.25
2015 Tax Allocation Bonds B & C	
822326 - B Debt Service	2,886,519.93
822327 - B Interest	904.20
822911 - C Debt Service	744,263.56
822912 - C Interest	11,512.10
822913 - C Principal	0.25
822914 - C Reserve	1,049,440.95
Total:	4,692,640.99
2016 Tax Allocation Bonds A, D, E	
741102 - A Revenue	0.05
741197 - A Debt Service	852,719.58
741198 - A Interest	231.10
741199 - A Principal	271.07
741210 - D Debt Service	2,751,772.42

741211 - D Interest	724.41
741212 - D Principal	890.09
741220 - E Debt Service	1,131,904.68
741223 - E Interest	307.16
Total:	4,738,820.56
2016 Tax Allocation Bonds B & C	
741108 - C Debt Service	461,796.91
741109 - C Interest	126.55
741118 - C Principal	147.64
741188 - B Debt Service	2,677,392.71
741189 - B Interest	717.68
741190 - B Principal	852.21
Total:	3,141,033.70
2017 TA Housing Refunding Bonds Series A	
982727 - A Reserve	1,127,473.22
Total:	1,127,473.22
2017 Tax Allocation Bonds D & E	
982683 - E Debt Service	1,022,749.23
982684 - E Interest	48,685.10
982686 - E Reserve	4,493,524.85
982687 - E Redemption	525.87
982700 - A Interest	1,215.51
982706 - D Debt Service	952,509.87
982707 - D Interest	23,527.54
982709 - D Reserve	2,161,901.78
Total:	8,704,639.75
2017 Tax Allocation Bonds Series C	
982691 - C Debt Service	85,224.72
982692 - C Interest	4,949.01
982693 - C Principal	43.09
982694 - C Reserve	533,387.82

Total:	623,604.64
2017 Tax Allocation Ref Bonds Series B	
982718 - B Debt Service	2,336,533.58
982719 - B Interest	932.74
982720 - B Principal	1,214.50
Total:	2,338,680.82
2017 Tax Allocation Housing Bonds Series A-T	
208954 – Reserve	4,217,988.25
Total:	4,217,988.25
2017 Tax Allocation Housing Refunding Series B	
208967 – Reserve	1,611,453.15
Total:	1,611,453.15
2014 TA Housing Ref Bonds Series A	
668323 - Debt Service	90.93
668324 – Interest	37,393.58
Total:	37,484.51
Grand Total:	80,216,009.96

Redevelopment Agency for the County of Riverside

ISSUES

1. 2004 TAX ALLOCATION HOUSING BONDS SERIES A-T
2. 2011 TAX ALLOCATION BONDS B, B-T, D, E
3. 2011 TAX ALLOCATION HOUSING BONDS SERIES A-T
4. 2014 TAX ALLOCATION REF BONDS SERIES A, D, E
5. 2015 TAX ALLOCATION HOUSING REF BONDS SERIES A, D, E
6. 2015 TAX ALLOCATION HOUSING REF BONDS SERIES B & C
7. 2016 SERIES A TAX ALLOCATION REV BONDS SERIES A, D, E
8. 2016 TAX ALLOCATION REF BONDS SERIES B & C
9. 2017 TAX ALLOCATION HOUSING REFUNDING BONDS SERIES A
10. 2017 TAX ALLOCATION HOUSING REFUNDING BONDS SERIES D & E
11. 2017 TAX ALLOCATION HOUSING REFUNDING BONDS SERIES B
12. 2017 TAX ALLOCATION HOUSING REFUNDING BONDS SERIES C

Redevelopment Agency for the County of Riverside

ISSUES

13. 2017 TAXABLE HOUSING BONDS SERIES A-T
14. 2017 TAX ALLOCATION REF BONDS SERIES B
15. COMBINED HOUSING 14 15 17



REDEVELOPMENT AGENCY FOR THE COUNTY OF RIVERSIDE

2004 Tax Allocation Housing Bonds Series A-T
\$37,000,000

Dated Date: 12/29/2004	S&P: AA	Arbitrage Yield:
Due: 10/1/2037	Moody's:	Arbitrage Position:
Call Date:	Fitch:	Arbitrage Last Calc:
Trustee: BNY		

Columbia Capital Management, LLC
FIXED INCOME PORTFOLIO
 June 30, 2019

Portfolio	Security	Yield	Maturity	S & P	Moody's	Shares	Total Cost	Market Value
2004 Tax Allocation Housing Bonds Series A-T								
363831 - Debt Service	FIDELITY INVST MM GOVT CLASS I	2.25%			Aaa	184.89	184.89	184.89
363832 - PRN	FIDELITY INVST MM GOVT CLASS I	2.25%			Aaa	0.73	0.73	0.73
363833 - Interest	FIDELITY INVST MM GOVT CLASS I	2.25%			Aaa	40,355.96	40,355.96	40,355.96
						40,541.58	40,541.58	40,541.58
						40,541.58	40,541.58	40,541.58

REDEVELOPMENT AGENCY FOR THE COUNTY OF RIVERSIDE

2011 Tax Allocation Bonds B \$23,133,000.50

Dated Date: 3/17/2011	S&P: A	Arbitrage Yield: 8.185%
Due: 10/1/2042	Moody's:	Arbitrage Position:
Call Date: 10/1/2021	Fitch:	Arbitrage Last Calc:
Trustee: BNY		

2011 Tax Allocation Bonds B-T \$11,525,000

Dated Date: 3/17/2011	S&P: A	Arbitrage Yield: Taxable
Due: 10/1/2019	Moody's:	Arbitrage Position:
Call Date: Not Callable	Fitch:	Arbitrage Last Calc:
Trustee: BNY		

2011 Tax Allocation Bonds D \$6,475,000

Dated Date: 3/17/2011	S&P: A	Arbitrage Yield: 7.228%
Due: 12/1/2037	Moody's:	Arbitrage Position:
Call Date: 12/1/2021	Fitch:	Arbitrage Last Calc:
Trustee: BNY		

2011 Tax Allocation Bonds E \$12,579,720

Dated Date: 3/17/2011	S&P: BBB+	Arbitrage Yield: 8.391%
Due: 12/1/2044	Moody's:	Arbitrage Position:
Call Date: 12/1/2021	Fitch:	Arbitrage Last Calc:
Trustee: BNY		

Columbia Capital Management, LLC
FIXED INCOME PORTFOLIO
 June 30, 2019

Portfolio	Security	Yield	Maturity	S & P	Moody's	Shares	Total Cost	Market Value
2011 Tax Allocation Bonds B, B-T, D, E								
872152 - B Reserve	Pooled Investment Fund County 2.355% Due 07-01-19	2.320%	07-01-19	Aaa		2,345,103.02	2,345,103.02	2,345,103.02
872153 - B Redevelopment	DREYFUS TAX EXEMP CASH MGMT IN1.6406%				Aaa	15,762,131.52	15,762,128.89	15,762,131.52
872154 - B Interest	FIDELITY INVST MM GOVT CLASS I 2.25%				Aaa	4,568.72	4,568.72	4,568.72
872162 - B-T Reserve	Pooled Investment Fund County 2.355% Due 07-01-19	2.320%	07-01-19	Aaa		1,168,344.42	1,168,344.42	1,168,344.42
872163 - B-T Redevelopment	FIDELITY INVST MM GOVT CLASS I 2.25%				Aaa	7,345,932.71	7,345,932.71	7,345,932.71
872164 - B-T Interest	FIDELITY INVST MM GOVT CLASS I 2.25%				Aaa	447,402.63	447,402.63	447,402.63
872165 - B-T Principal	FIDELITY INVST MM GOVT CLASS I 2.25%				Aaa	81.58	81.58	81.58
872166 - B-T Special Tax Fund	FIDELITY INVST MM GOVT CLASS I 2.25%				Aaa	3,913,094.57	3,913,094.57	3,913,094.57
872232 - E Reserve	Pooled Investment Fund County 2.355% Due 07-01-19	2.320%	07-01-19	Aaa		1,213,439.64	1,213,439.64	1,213,439.64
872233 - E Redevelopment	DREYFUS TAX EXEMP CASH MGMT IN1.6406%				Aaa	2,341,880.28	2,341,879.89	2,341,880.28
872234 - E Interest	FIDELITY INVST MM GOVT CLASS I 2.25%				Aaa	601,141.52	601,141.52	601,141.52
872242 - D Reserve	Pooled Investment Fund County 2.355% Due 07-01-19	2.320%	07-01-19	Aaa		541,790.06	541,790.06	541,790.06
872244 - D Interest	FIDELITY INVST MM GOVT CLASS I 2.25%				Aaa	351,920.71	351,920.71	351,920.71
						<u>36,036,831.38</u>	<u>36,036,828.36</u>	<u>36,036,831.38</u>
						<u>36,036,831.38</u>	<u>36,036,828.36</u>	<u>36,036,831.38</u>

REDEVELOPMENT AGENCY FOR THE COUNTY OF RIVERSIDE

2011 Tax Allocation Housing Bonds Series A-T

\$14,095,000

Dated Date: 3/8/2011	S&P: A	Arbitrage Yield: Taxable
Due: 10/1/2021	Moody's: A3	Arbitrage Position:
Call Date: Not Callable	Fitch:	Arbitrage Last Calc:
Trustee: BNY		

Columbia Capital Management, LLC
FIXED INCOME PORTFOLIO
 June 30, 2019

Portfolio	Security	Yield	Maturity	S & P	Moody's	Shares	Total Cost	Market Value
2011 Tax Allocation Bonds Series A-T								
871933 - A-T Reserve	FIDELITY INVST MM GOVT CLASS I	2.25%			Aaa	1,427,575.91	1,427,575.91	1,427,575.91
						1,427,575.91	1,427,575.91	1,427,575.91

REDEVELOPMENT AGENCY FOR THE COUNTY OF RIVERSIDE

2014 Tax Allocation Bonds A \$19,620,000

Dated Date:	10/1/2014	S&P:	AA	Arbitrage Yield:
Due:	10/1/2037	Moody's:		Arbitrage Position:
Call Date:	10/1/2024	Fitch:		Arbitrage Last Calc:
Trustee:	BNY			

2014 Tax Allocation Bonds D \$28,130,000

Dated Date:	10/1/2014	S&P:	AA	Arbitrage Yield:
Due:	10/1/2037	Moody's:		Arbitrage Position:
Call Date:	10/1/2024	Fitch:		Arbitrage Last Calc:
Trustee:	BNY			

2014 Tax Allocation Bonds E \$16,545,000

Dated Date:	10/1/2014	S&P:	AA	Arbitrage Yield:
Due:	10/1/2037	Moody's:		Arbitrage Position:
Call Date:	10/1/2024	Fitch:		Arbitrage Last Calc:
Trustee:	BNY			

Columbia Capital Management, LLC
FIXED INCOME PORTFOLIO
 June 30, 2019

Portfolio	Security	Yield	Maturity	S & P	Moody's	Shares	Total Cost	Market Value
2014 Tax Allocation Bonds A, D, E								
668371 - A Debt Service	FEDERATED US TRSRY CASH RSRV S	1.90%				970,245.69	970,245.69	970,245.69
668372 - A Interest	FEDERATED US TRSRY CASH RSRV S	1.90%				13,989.38	13,989.38	13,989.38
668374 - A Reserve	FEDERATED US TRSRY CASH RSRV S	1.90%				1,466,004.18	1,466,004.18	1,466,004.18
668452 - E Debt Service	FEDERATED US TRSRY CASH RSRV S	1.90%				745,678.74	745,678.74	745,678.74
668453 - E Interest	FEDERATED US TRSRY CASH RSRV S	1.90%				13,390.65	13,390.65	13,390.65
668455 - E Reserve	FEDERATED US TRSRY CASH RSRV S	1.90%				1,477,588.75	1,477,588.75	1,477,588.75
668462 - D Debt Service	FEDERATED US TRSRY CASH RSRV S	1.90%				1,328,260.22	1,328,260.22	1,328,260.22
668463 - D Interest	FEDERATED US TRSRY CASH RSRV S	1.90%				368.64	368.64	368.64
						6,015,526.25	6,015,526.25	6,015,526.25
						6,015,526.25	6,015,526.25	6,015,526.25



REDEVELOPMENT AGENCY FOR THE COUNTY OF RIVERSIDE

2015 Tax Allocation Rev Bonds Series A, D, E
\$54,955,000

Dated Date: 10/1/2015	S&P: AA	Arbitrage Yield:
Due: 10/1/2037	Moody's:	Arbitrage Position:
Call Date: 10/1/2025	Fitch:	Arbitrage Last Calc:
Trustee: BNY		



Columbia Capital Management, LLC
FIXED INCOME PORTFOLIO
 June 30, 2019

Portfolio	Security	Yield	Maturity	S & P	Moody's	Shares	Total Cost	Market Value
2015 Tax Allocation Bonds A, D, E								
693365 - A Revenue	FIDELITY INVST MM GOVT CLASS	2.25%			Aaa	0.18	0.18	0.18
713679 - A Reserve	FIDELITY INVST MM GOVT CLASS	2.25%			Aaa	1,513,639.85	1,513,639.85	1,513,639.85
713683 - A Debt Service	FIDELITY INVST MM GOVT CLASS	2.25%			Aaa	1,158,828.02	1,158,828.02	1,158,828.02
713684 - A Interest	FIDELITY INVST MM GOVT CLASS	2.25%			Aaa	16,146.13	16,146.13	16,146.13
713685 - A Principal	FIDELITY INVST MM GOVT CLASS	2.25%			Aaa	185.70	185.70	185.70
713692 - D Debt Service	FIDELITY INVST MM GOVT CLASS	2.25%			Aaa	36.10	36.10	36.10
713693 - D Interest	FIDELITY INVST MM GOVT CLASS	2.25%			Aaa	670,288.19	670,288.19	670,288.19
713695 - D Principal	FIDELITY INVST MM GOVT CLASS	2.25%			Aaa	83.94	83.94	83.94
713702 - E Reserve	FIDELITY INVST MM GOVT CLASS	2.25%			Aaa	1,040,453.48	1,040,453.48	1,040,453.48
713744 - E Debt Service	FIDELITY INVST MM GOVT CLASS	2.25%			Aaa	1,046,687.72	1,046,687.72	1,046,687.72
713747 - E Interest	FIDELITY INVST MM GOVT CLASS	2.25%			Aaa	15,365.94	15,365.94	15,365.94
						5,461,715.25	5,461,715.25	5,461,715.25
						5,461,715.25	5,461,715.25	5,461,715.25

REDEVELOPMENT AGENCY FOR THE COUNTY OF RIVERSIDE

2015 Tax Allocation Bonds B \$64,365,000

Dated Date: 7/8/2015	S&P: AA	Arbitrage Yield:
Due: 10/1/2037	Moody's:	Arbitrage Position:
Call Date: 10/1/2025	Fitch:	Arbitrage Last Calc:
Trustee: BNY		

2015 Tax Allocation Bonds C \$15,025,000

Dated Date: 7/8/2015	S&P: AA	Arbitrage Yield:
Due: 10/1/2037	Moody's:	Arbitrage Position:
Call Date: 10/1/2025	Fitch:	Arbitrage Last Calc:
Trustee: BNY		

Columbia Capital Management, LLC
FIXED INCOME PORTFOLIO

June 30, 2019

Portfolio	Security	Yield	Maturity	S & P	Moody's	Shares	Total Cost	Market Value
2015 Tax Allocation Bonds B & C								
822326 - B Debt Service	FIDELITY INVST MM GOVT CLASS	2.25%			Aaa	2,886,519.93	2,886,519.93	2,886,519.93
822327 - B Interest	FIDELITY INVST MM GOVT CLASS	2.25%			Aaa	904.20	904.20	904.20
822911 - C Debt Service	FIDELITY INVST MM GOVT CLASS	2.25%			Aaa	744,263.56	744,263.56	744,263.56
822912 - C Interest	FIDELITY INVST MM GOVT CLASS	2.25%			Aaa	11,512.10	11,512.10	11,512.10
822913 - C Principal	FIDELITY INVST MM GOVT CLASS	2.25%			Aaa	0.25	0.25	0.25
822914 - C Reserve	FIDELITY INVST MM GOVT CLASS	2.25%			Aaa	1,049,440.95	1,049,440.95	1,049,440.95
						4,692,640.99	4,692,640.99	4,692,640.99
						4,692,640.99	4,692,640.99	4,692,640.99

REDEVELOPMENT AGENCY FOR THE COUNTY OF RIVERSIDE

2016 Tax Allocation Rev Bonds Series A, D, E

\$88,895,000

Dated Date: 5/4/2016	S&P: AA	Arbitrage Yield:
Due: 10/1/2037	Moody's:	Arbitrage Position:
Call Date: 10/1/2025	Fitch:	Arbitrage Last Calc:
Trustee: BNY		



Columbia Capital Management, LLC
FIXED INCOME PORTFOLIO
 June 30, 2019

Portfolio	Security	Yield	Maturity	S & P	Moody's	Shares	Total Cost	Market Value
2016 Tax Allocation Bonds A, D, E								
741102 - A Revenue	FIDELITY INVST MM GOVT CLASS	2.25%			Aaa	0.05	0.05	0.05
741197 - A Debt Service	FIDELITY INVST MM GOVT CLASS	2.25%			Aaa	852,719.58	852,719.58	852,719.58
741198 - A Interest	FIDELITY INVST MM GOVT CLASS	2.25%			Aaa	231.10	231.10	231.10
741199 - A Principal	FIDELITY INVST MM GOVT CLASS	2.25%			Aaa	271.07	271.07	271.07
741210 - D Debt Service	FIDELITY INVST MM GOVT CLASS	2.25%			Aaa	2,751,772.42	2,751,772.42	2,751,772.42
741211 - D Interest	FIDELITY INVST MM GOVT CLASS	2.25%			Aaa	724.41	724.41	724.41
741212 - D Principal	FIDELITY INVST MM GOVT CLASS	2.25%			Aaa	890.09	890.09	890.09
741220 - E Debt Service	FIDELITY INVST MM GOVT CLASS	2.25%			Aaa	1,131,904.68	1,131,904.68	1,131,904.68
741223 - E Interest	FIDELITY INVST MM GOVT CLASS	2.25%			Aaa	307.16	307.16	307.16
						4,738,820.56	4,738,820.56	4,738,820.56
						4,738,820.56	4,738,820.56	4,738,820.56

REDEVELOPMENT AGENCY FOR THE COUNTY OF RIVERSIDE

2016 Tax Allocation Bonds B \$50,670,000

Dated Date: 5/4/2016	S&P: AA	Arbitrage Yield:
Due: 10/1/2037	Moody's:	Arbitrage Position:
Call Date: 10/1/2025	Fitch:	Arbitrage Last Calc:
Trustee: BNY		

2016 Tax Allocation Bonds C \$8,950,000

Dated Date: 5/4/2016	S&P: AA	Arbitrage Yield:
Due: 10/1/2037	Moody's:	Arbitrage Position:
Call Date: 10/1/2025	Fitch:	Arbitrage Last Calc:
Trustee: BNY		

Columbia Capital Management, LLC
FIXED INCOME PORTFOLIO
 June 30, 2019

Portfolio	Security	Yield	Maturity	S & P	Moody's	Shares	Total Cost	Market Value
2016 Tax Allocation Bonds B & C								
741108 - C Debt Service	FIDELITY INVST MM GOVT CLASS I	2.25%			Aaa	461,796.91	461,796.91	461,796.91
741109 - C Interest	FIDELITY INVST MM GOVT CLASS I	2.25%			Aaa	126.55	126.55	126.55
741118 - C Principal	FIDELITY INVST MM GOVT CLASS I	2.25%			Aaa	147.64	147.64	147.64
741188 - B Debt Service	FIDELITY INVST MM GOVT CLASS I	2.25%			Aaa	2,677,392.71	2,677,392.71	2,677,392.71
741189 - B Interest	FIDELITY INVST MM GOVT CLASS I	2.25%			Aaa	717.68	717.68	717.68
741190 - B Principal	FIDELITY INVST MM GOVT CLASS I	2.25%			Aaa	852.21	852.21	852.21
						3,141,033.70	3,141,033.70	3,141,033.70
						3,141,033.70	3,141,033.70	3,141,033.70

REDEVELOPMENT AGENCY FOR THE COUNTY OF RIVERSIDE

2017 Tax Allocation Housing Refunding Bonds Series A

\$18,135,000

Dated Date: 5/10/2017	S&P: AA	Arbitrage Yield:
Due: 10/1/2039	Moody's:	Arbitrage Position:
Call Date: 10/1/2027	Fitch:	Arbitrage Last Calc:
Trustee: BNY		



Columbia Capital Management, LLC
FIXED INCOME PORTFOLIO
 June 30, 2019

Portfolio	Security	Yield	Maturity	S & P	Moody's	Shares	Total Cost	Market Value
2017 TA Housing Refunding Bonds Series A 982727 - A Reserve	GOLDMAN SACHS GOVT INST FUND #2.2498%			AAA	Aaa	1,127,473.22	1,127,473.22	1,127,473.22
						1,127,473.22	1,127,473.22	1,127,473.22

REDEVELOPMENT AGENCY FOR THE COUNTY OF RIVERSIDE

2017 Tax Allocation Rev Bonds Series D & E
\$80,640,000

Dated Date: 5/10/2017	S&P: AA	Arbitrage Yield:
Due: 10/1/2040	Moody's:	Arbitrage Position:
Call Date: 10/1/2027	Fitch:	Arbitrage Last Calc:
Trustee: BNY		

Columbia Capital Management, LLC
FIXED INCOME PORTFOLIO

June 30, 2019

Portfolio	Security	Yield	Maturity	S & P	Moody's	Shares	Total Cost	Market Value
2017 Tax Allocation Bonds D & E								
982683 - E Debt Service	GOLDMAN SACHS GOVT INST FUND #2.2498%			AAA	Aaa	1,022,749.23	1,022,749.23	1,022,749.23
982684 - E Interest	GOLDMAN SACHS GOVT INST FUND #2.2498%			AAA	Aaa	48,685.10	48,685.10	48,685.10
982686 - E Reserve	GOLDMAN SACHS GOVT INST FUND #2.2498%			AAA	Aaa	4,493,524.85	4,493,524.85	4,493,524.85
982687 - E Redemption	GOLDMAN SACHS GOVT INST FUND #2.2498%			AAA	Aaa	525.87	525.87	525.87
982700 - A Interest	GOLDMAN SACHS GOVT INST FUND #2.2498%			AAA	Aaa	1,215.51	1,215.51	1,215.51
982706 - D Debt Service	GOLDMAN SACHS GOVT INST FUND #2.2498%			AAA	Aaa	952,509.87	952,509.87	952,509.87
982707 - D Interest	GOLDMAN SACHS GOVT INST FUND #2.2498%			AAA	Aaa	23,527.54	23,527.54	23,527.54
982709 - D Reserve	GOLDMAN SACHS GOVT INST FUND #2.2498%			AAA	Aaa	2,161,901.78	2,161,901.78	2,161,901.78
						8,704,639.98	8,704,639.75	8,704,639.75
						8,704,639.75	8,704,639.75	8,704,639.75

REDEVELOPMENT AGENCY FOR THE COUNTY OF RIVERSIDE

2017 Tax Allocation Rev Bonds Series B

\$63,005,000

Dated Date:	S&P: AA	Arbitrage Yield:
Due:	Moody's:	Arbitrage Position:
Call Date:	Fitch:	Arbitrage Last Calc:
Trustee: BNY		



Columbia Capital Management, LLC
FIXED INCOME PORTFOLIO
 June 30, 2019

Portfolio	Security	Yield	Maturity	S & P	Moody's	Shares	Total Cost	Market Value
2017 Tax Allocation Ref Bonds Series B								
982718 - B Debt Service	FIDELITY INVST MM GOVT CLASS I	2.25%			Aaa	2,336,533.58	2,336,533.58	2,336,533.58
982719 - B Interest	FIDELITY INVST MM GOVT CLASS I	2.25%			Aaa	932.74	932.74	932.74
982720 - B Principal	FIDELITY INVST MM GOVT CLASS I	2.25%			Aaa	1,214.50	1,214.50	1,214.50
						2,338,680.82	2,338,680.82	2,338,680.82
						2,338,680.82	2,338,680.82	2,338,680.82

REDEVELOPMENT AGENCY FOR THE COUNTY OF RIVERSIDE

2017 Tax Allocation Rev Bonds Series C

\$5,725,000

Dated Date: 5/10/2017	S&P: AA	Arbitrage Yield:
Due: 10/1/2040	Moody's:	Arbitrage Position:
Call Date: 10/1/2027	Fitch:	Arbitrage Last Calc:
Trustee: BNY		



Columbia Capital Management, LLC
FIXED INCOME PORTFOLIO
 June 30, 2019

Portfolio	Security	Yield	Maturity	S & P	Moody's	Shares	Total Cost	Market Value
2017 Tax Allocation Bonds Series C								
982691 - C Debt Service	GOLDMAN SACHS GOVT INST FUND #2.2498%			AAA	Aaa	85,224.72	85,224.72	85,224.72
982692 - C Interest	GOLDMAN SACHS GOVT INST FUND #2.2498%			AAA	Aaa	4,949.01	4,949.01	4,949.01
982693 - C Principal	GOLDMAN SACHS GOVT INST FUND #2.2498%			AAA	Aaa	43.09	43.09	43.09
982694 - C Reserve	GOLDMAN SACHS GOVT INST FUND #2.2498%			AAA	Aaa	533,387.82	533,387.82	533,387.82
						623,604.64	623,604.64	623,604.64
						623,604.64	623,604.64	623,604.64

REDEVELOPMENT AGENCY FOR THE COUNTY OF RIVERSIDE

2017 Tax Allocation Housing Bonds Series A-T

\$53,360,000

Dated Date:	12/28/2017	S&P:	AA	Arbitrage Yield:	
Due:	10/01/2037	Moody's:		Arbitrage Position:	
Call Date:		Fitch:		Arbitrage Last Calc:	
Trustee:	BNY				

Columbia Capital Management, LLC
FIXED INCOME PORTFOLIO
 June 30, 2019

Portfolio	Security	Yield	Maturity	S & P	Moody's	Shares	Total Cost	Market Value
2017 Taxable Housing Series A-T 208954 - Reserve	DREYFUS TAX EXEMP CASH MGMT IN1.6406%				Aaa	4,217,988.25	4,217,988.25	4,217,988.25
						4,217,988.25	4,217,988.25	4,217,988.25

REDEVELOPMENT AGENCY FOR THE COUNTY OF RIVERSIDE

2017 Tax Allocation Housing Refunding Bonds Series B

\$26,546,807

Dated Date:	12/28/2017	S&P:	AA	Arbitrage Yield:	
Due:	10/01/2042	Moody's:		Arbitrage Position:	
Call Date:		Fitch:		Arbitrage Last Calc:	
Trustee:	BNY				

Columbia Capital Management, LLC
FIXED INCOME PORTFOLIO
 June 30, 2019

Portfolio	Security	Yield	Maturity	S & P	Moody's	Shares	Total Cost	Market Value
2017 Taxable Housing Series B 208967 - Reserve	DREYFUS TAX EXEMP CASH MGMT IN1.6406%				Aaa	1,611,453.15	1,611,453.15	1,611,453.15
						1,611,453.15	1,611,453.15	1,611,453.15

REDEVELOPMENT AGENCY FOR THE COUNTY OF RIVERSIDE

Combined Housing 14 15 17

Dated Date:	S&P:	Arbitrage Yield:
Due:	Moody's:	Arbitrage Position:
Call Date:	Fitch:	Arbitrage Last Calc:
Trustee: BNY		



Columbia Capital Management, LLC
FIXED INCOME PORTFOLIO
 June 30, 2019

Portfolio	Security	Yield	Maturity	S & P	Moody's	Shares	Total Cost	Market Value
Combined Housing 14 15 17								
668323 - Debt Service	FEDERATED US TRSRY CASH RSRV S	1.90%				90.93	90.93	90.93
668324 - Interest	FEDERATED US TRSRY CASH RSRV S	1.90%				37,393.58	37,393.58	37,393.58
						37,484.51	37,484.51	37,484.51
						37,484.51	37,484.51	37,484.51