SUBMITTAL TO THE BOARD OF SUPERVISORS
COUNTY OF RIVERSIDE, STATE OF CALIFORNIA

ITEM: 2.6
(ID # 12024)
MEETING DATE:
Tuesday, March 17, 2020

FROM : TREASURER-TAX COLLECTOR:

SUBJECT: TREASURER-TAX COLLECTOR: Receive and File the Treasurer's Monthly Disclosure Report on Investments dated January 2020.

RECOMMENDED MOTION: That the Board of Supervisors:

1. Receives and files the "Monthly Disclosure Report on Investments" dated January 2020.

ACTION:Consent

Matthew Jennings, Assistant Treasurer-Tax Collector 2/27/2020

MINUTES OF THE BOARD OF SUPERVISORS

On motion of Supervisor Jeffries, seconded by Supervisor Perez and duly carried by unanimous vote, IT WAS ORDERED that the above matter is approved as recommended.

Ayes:	Jeffries, Spiegel, Washington, Perez and Hewitt
Nays:	None
Absent:	None
Date:	March 17, 2020
xc:	Treasurer

Kecia R. Harper
Clerk of the Board
By: _____
Deputy

SUBMITTAL TO THE BOARD OF SUPERVISORS COUNTY OF RIVERSIDE, STATE OF CALIFORNIA

FINANCIAL DATA	Current Fiscal Year:	Next Fiscal Year:	Total Cost:	Ongoing Cost
COST	$ 0	$ 0	$ 0	$ 0
NET COUNTY COST	$ 0	$ 0	$ 0	$ 0
SOURCE OF FUNDS: N/A			Budget Adjustment: N/A	
			For Fiscal Year: 2019-2020	

C.E.O. RECOMMENDATION: Approve

BACKGROUND:

Summary

The County Treasurer and Tax Collector is submitting the above noted report to the County Board of Supervisors in keeping with Section 53607 of the California Government Code, which requires a quarterly report on the status of investments. The practice has been to provide the Board with a monthly report. The report gives the various statistics on the portfolio as to overall composition, liquidity structure, credit quality on the various securities, and provides several trends on earning performance, average weighted maturity, and the portfolio's "paper loss or gain".



County of Riverside

Treasurer's Pooled Investment Fund

January 2020

Contents

2 | Treasurer's Pooled Investment Fund

3 | Economy

4 | Market Data

6 | Portfolio Data

8 | Compliance Report

9 | Month End Holdings



Please see the digital copy of our monthly TPIF report at countytreasurer.org to view the video of the Federal Open Market Committee's January press conference.

Federal Reserve Chair Jerome Powell during the January 29 FOMC press conference. Digital Image. *Federal Reserve Board*. https://www.youtube.com/user/FedReserveBoard

SUBMITTAL TO THE BOARD OF SUPERVISORS
COUNTY OF RIVERSIDE, STATE OF CALIFORNIA

ITEM: 2.6
(ID # 12024)
MEETING DATE:
Tuesday, March 17, 2020

FROM : TREASURER-TAX COLLECTOR:

SUBJECT: TREASURER-TAX COLLECTOR: Receive and File the Treasurer's Monthly Disclosure Report on Investments dated January 2020.

RECOMMENDED MOTION: That the Board of Supervisors:

1. Receives and files the "Monthly Disclosure Report on Investments" dated January 2020.

ACTION:Consent

Matthew Jennings, Assistant Treasurer-Tax Collector 2/27/2020

MINUTES OF THE BOARD OF SUPERVISORS

On motion of Supervisor Jeffries, seconded by Supervisor Perez and duly carried by unanimous vote, IT WAS ORDERED that the above matter is approved as recommended.

Ayes:	Jeffries, Spiegel, Washington, Perez and Hewitt
Nays:	None
Absent:	None
Date:	March 17, 2020
xc:	Treasurer

Kecia R. Harper
Clerk of the Board
By: _____
Deputy

SUBMITTAL TO THE BOARD OF SUPERVISORS COUNTY OF RIVERSIDE, STATE OF CALIFORNIA

FINANCIAL DATA	Current Fiscal Year:	Next Fiscal Year:	Total Cost:	Ongoing Cost
COST	$ 0	$ 0	$ 0	$ 0
NET COUNTY COST	$ 0	$ 0	$ 0	$ 0
SOURCE OF FUNDS: N/A			Budget Adjustment: N/A	
			For Fiscal Year: 2019-2020	

C.E.O. RECOMMENDATION: Approve

BACKGROUND:

Summary

The County Treasurer and Tax Collector is submitting the above noted report to the County Board of Supervisors in keeping with Section 53607 of the California Government Code, which requires a quarterly report on the status of investments. The practice has been to provide the Board with a monthly report. The report gives the various statistics on the portfolio as to overall composition, liquidity structure, credit quality on the various securities, and provides several trends on earning performance, average weighted maturity, and the portfolio's "paper loss or gain".

Market Data

FOMC Meeting 01/29/2020

- The FOMC stated that data received since their last meeting in December "indicates that the labor market remains strong and that economic activity has been rising at a moderate rate."
- The Federal Open Market Committee maintained the Fed Funds Target Range at 1.50—1.75%.
- The FOMC stated in their January press release that "the current stance of monetary policy is appropriate to support sustained expansion of economic activity, strong labor market conditions, and inflation returning to the Committee's symmetric 2 percent objective."

Fed Funds Target Rate (Upper Limit)

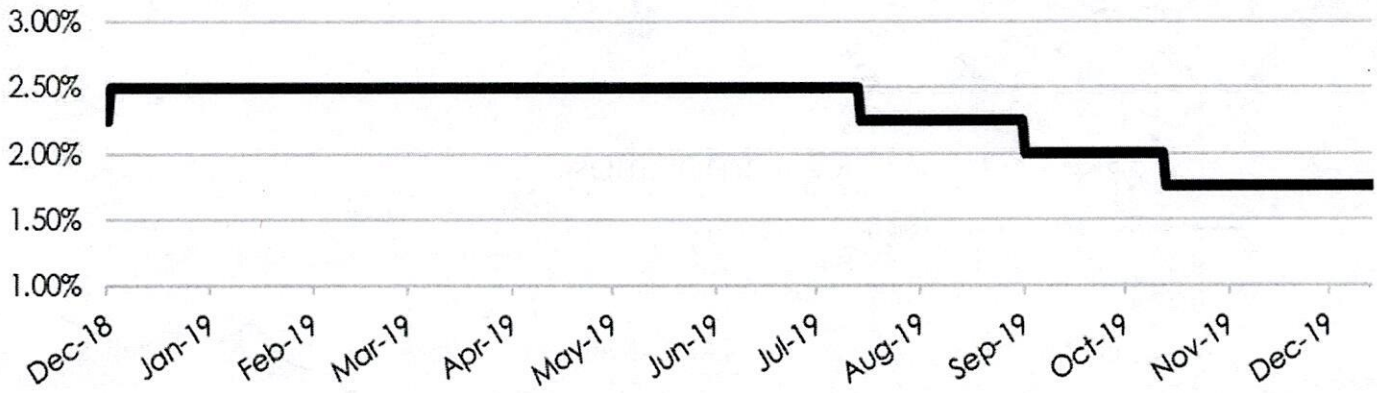

U.S. Treasury Curve

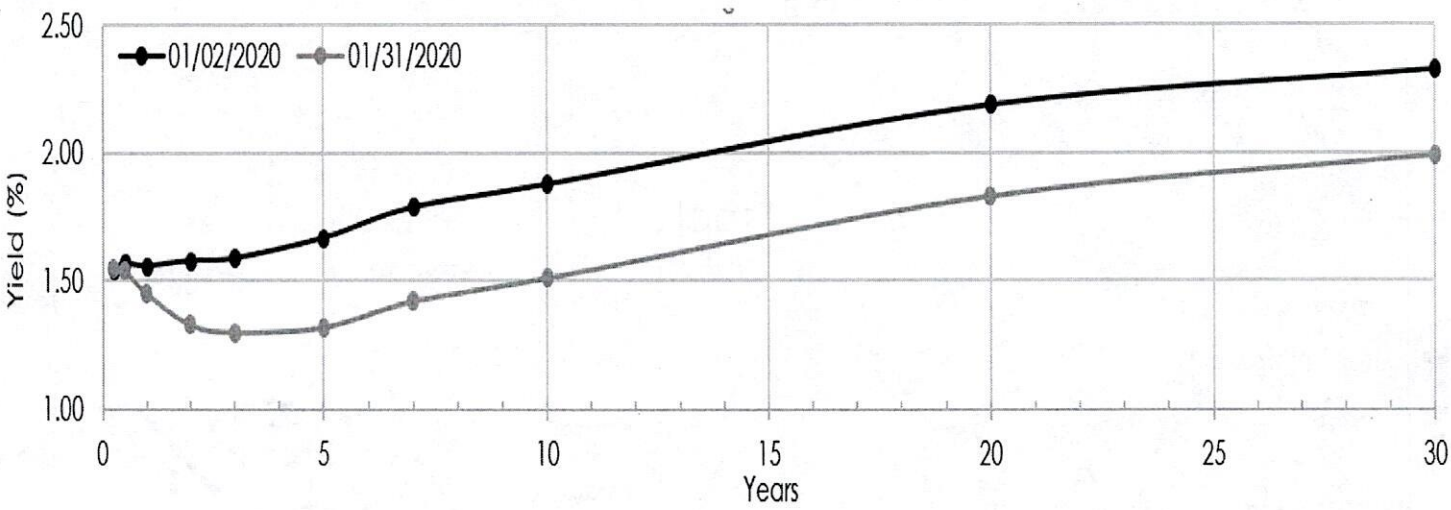

Treasury Curve Differentials	3 Mo	6 Mo	1 Yr	2 Yr	3 Yr	5 Yr	10 Yr	30 Yr
01/31/2020 - 01/02/2020	0.01	-0.03	-0.11	-0.25	-0.29	-0.35	-0.37	-0.34
01/31/2020	1.55	1.54	1.45	1.33	1.30	1.32	1.51	1.99
01/02/2020	1.54	1.57	1.56	1.58	1.59	1.67	1.88	2.33

The US Treasury Curve and its values are subject to frequent change and will be updated monthly with each issued TPIF report.

Market Data cont'd

U.S. Treasuries

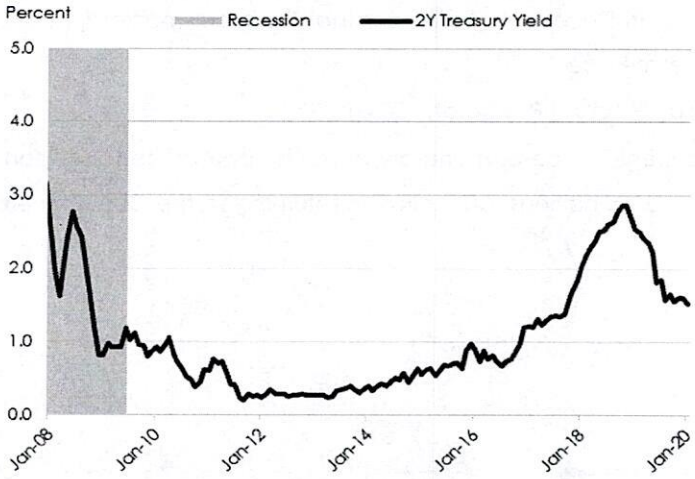

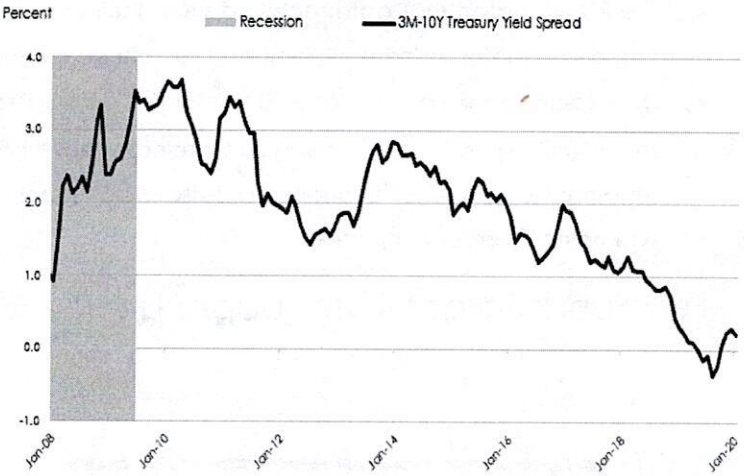

Commodities

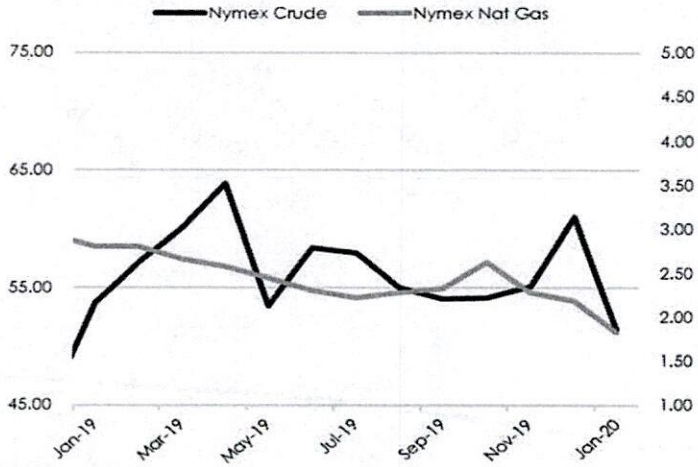

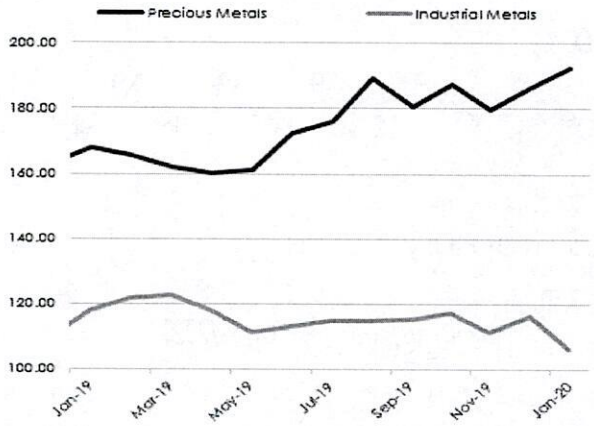

Stocks

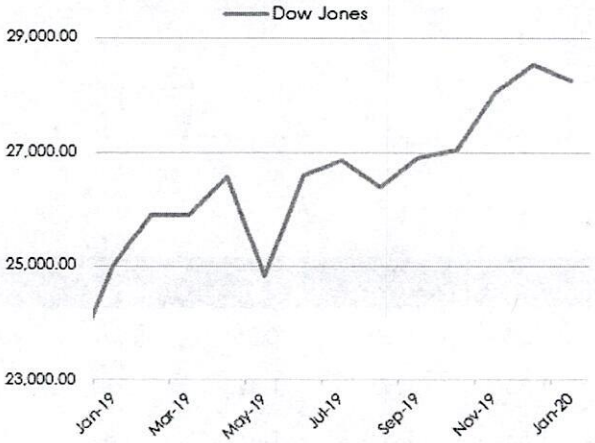

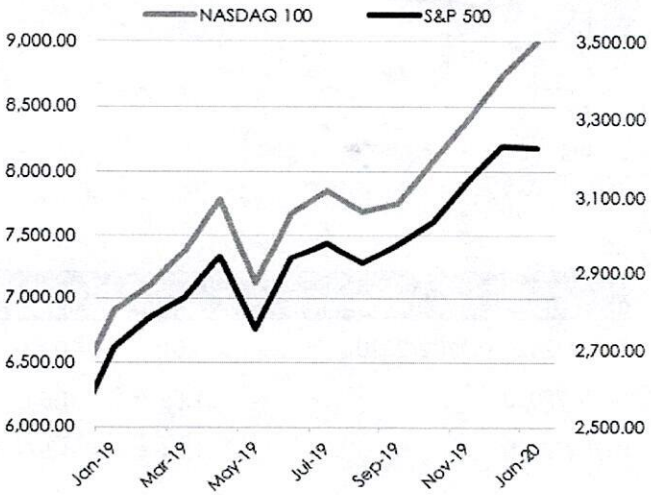

* Values listed for commodities and stocks are in US dollars and are as of the final business day of each month.

Portfolio Data

The County of Riverside's Treasurer's Pooled Investment Fund is currently rated **AAA-bf** by **Moody's Investor Service** and **AAAf/S1** by **Fitch Ratings**.

Moody's Asset Rating (000's)

	Book	MKT/Book	% Book	Yield
Aaa	5,250,285.41	100.33%	68.78%	1.82%
Aa	20,000.00	100.34%	0.26%	2.06%
Aa1	507,241.48	100.11%	6.64%	1.76%
Aa2	373,154.11	100.16%	4.89%	1.73%
Aa3	245,346.40	100.13%	3.21%	2.23%
A1	177,913.38	100.02%	2.33%	1.68%
A2	69,976.04	100.02%	0.92%	1.54%
NR	990,044.70	100.07%	12.97%	1.83%
Totals:	**7,633,961.51**	**100.26%**	**100.00%**	**1.82%**

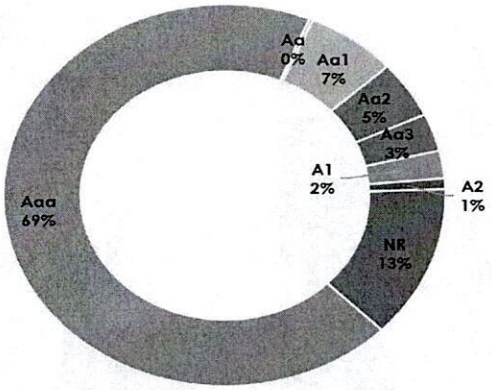

S&P Asset Rating (000's)

	Book	MKT/Book	% Book	Yield
AAA	380,986.49	100.59%	4.99%	1.91%
AA+	5,062,918.97	100.31%	66.32%	1.81%
AA	59,405.14	100.07%	0.78%	2.02%
AA-	920,716.79	100.11%	12.06%	1.86%
A+	149,913.38	100.02%	1.96%	1.74%
A	69,976.04	100.02%	0.92%	1.54%
NR	990,044.70	100.07%	12.97%	1.83%
Totals:	**7,633,961.51**	**100.26%**	**100.00%**	**1.82%**

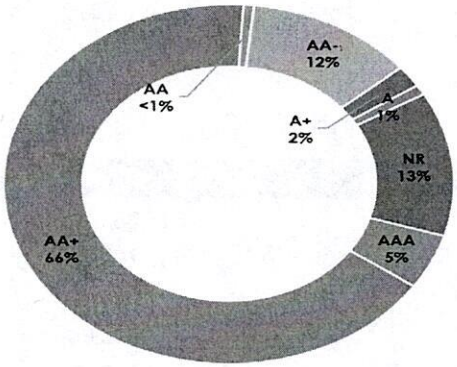

12-Month Projected Cash Flow

Month	Monthly Receipts	Monthly Disbursements	Difference	Required Matured Investments	Balance	Actual Investments Maturing	Available to Invest > 1 Year
02/2020					137.63		
02/2020	1,100.00	1,500.00	(400.00)	262.37	-	2,112.22	
03/2020	1,350.00	1,200.00	150.00		150.00	491.93	
04/2020	1,350.00	1,200.00	150.00		300.00	135.65	
05/2020	1,700.00	1,700.00	-		300.00	1,014.66	
06/2020	1,000.00	1,736.13	(736.13)	436.13	-	250.39	
07/2020	1,177.22	1,435.00	(257.78)	257.78	-	171.83	
08/2020	1,000.00	1,300.00	(300.00)	300.00	-	208.35	
09/2020	1,030.00	1,300.00	(270.00)	270.00	-	123.98	
10/2020	1,100.00	1,300.00	(200.00)	200.00	-	112.25	
11/2020	1,200.00	1,320.00	(120.00)	120.00	-	230.10	
12/2020	2,550.00	1,300.00	1,250.00		1,250.00	30.00	
01/2021	1,288.34	2,050.00	(761.66)		488.34	367.75	
TOTALS	15,845.56	17,341.13	(1,495.57)	1,846.28	2,625.97	5,249.11	5,787.68
				24.19%		68.76%	75.81%

* Values listed in Cash Flow Table are in millions of USD.

Based on historic and current financial conditions within the County, the Pool is expected to maintain sufficient liquidity of funds to cover County expenses for the next twelve months.

Portfolio Data cont'd

Asset Maturity Distribution (Par Value, 000's)

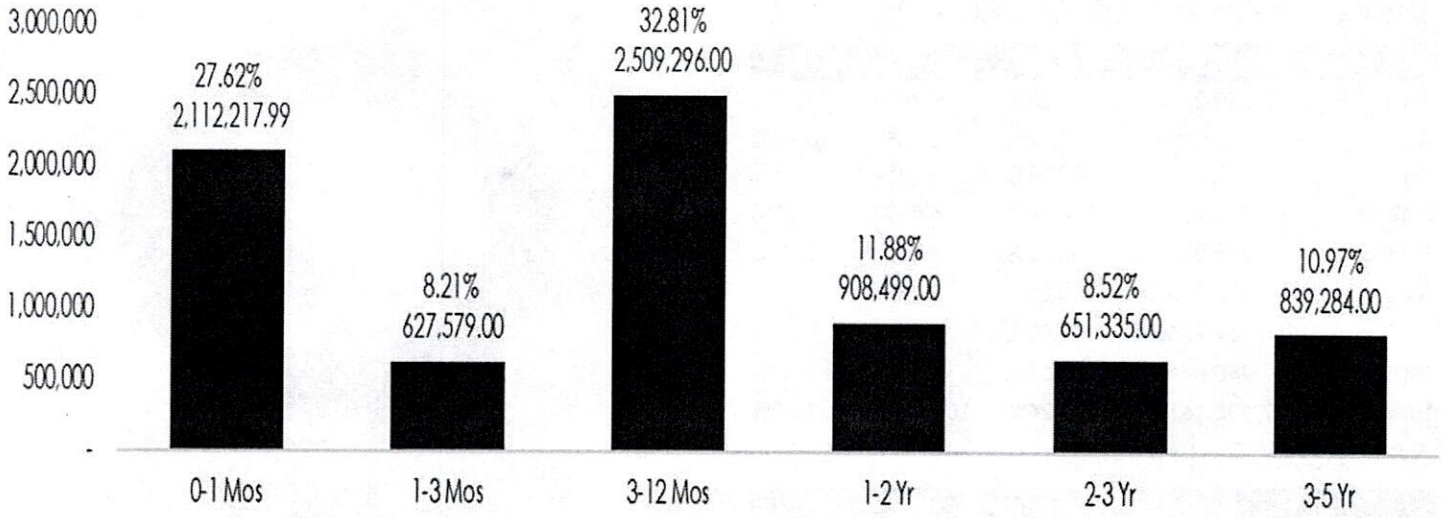

Asset Allocation (000's)

Assets	Scheduled Book	Scheduled Market	Mkt/Book	Yield	WAL (Yr.)	Mat (Yr.)
TREAS	815,383.29	816,995.45	100.20%	1.65%	1.04	1.04
AGENCIES	3,461,704.30	3,474,642.22	100.37%	1.89%	0.89	1.90
MMKT	402,000.00	402,000.00	100.00%	1.63%	0.00	0.00
CASH	815,000.00	815,000.00	100.00%	1.79%	0.00	0.00
CALTRUST FND	4,023.98	4,023.98	100.00%	1.89%	0.00	0.00
COMM PAPER	1,283,600.15	1,286,598.82	100.23%	1.68%	0.18	0.18
NCDS	563,000.00	563,000.00	100.00%	1.78%	0.25	0.25
MEDIUM TERM NOTES	135,753.56	137,984.78	101.64%	2.49%	0.51	0.54
MUNI	153,456.23	153,456.23	100.00%	2.63%	1.26	1.26
LOCAL AGCY OBLIG	40.00	40.00	100.00%	2.41%	0.37	0.37
Totals:	**7,633,961.51**	**7,653,741.47**	**100.26%**	**1.82%**	**0.600**	**1.06**

TIMMI

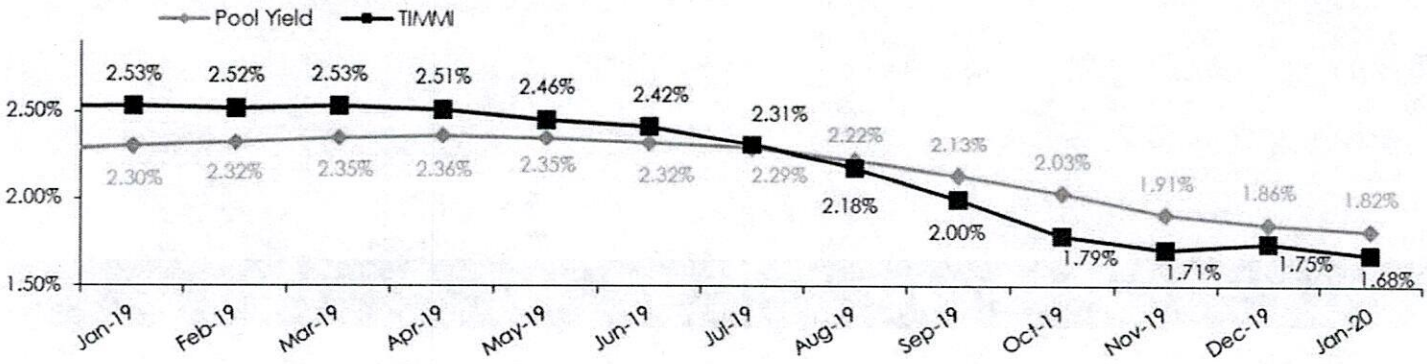

The Treasurer's Institutional Money Market Index (TIMMI) is a composite index of four AAA rated prime institutional money market funds. Their average yield is compared to the yield of the Treasurer's Pooled Investment Fund in the above graph.

Compliance Report

Compliance Status: Full Compliance

The Treasurer's Pooled Investment Fund was in full compliance with the County of Riverside's Treasurer's Statement of Investment Policy. The County's Statement of Investment Policy is more restrictive than California Government Code 53646. The County's Investment Policy is reviewed annually by the County of Riverside's Oversight Committee and approved by the Board of Supervisors.

	GOVERNMENT CODE			COUNTY INVESTMENT POLICY			
Investment Category	Maximum Remaining Maturity	Authorized % Limit	S&P/ Moody's	Maximum Remaining Maturity	Authorized % Limit	S&P/Moody's/ Fitch	Actual %
MUNICIPAL BONDS (MUNI)	5 YEARS	NO LIMIT	NA	4 YEARS	15%	AA-/Aa3/AA-	**2.01%**
U.S. TREASURIES	5 YEARS	NO LIMIT	NA	5 YEARS	100%	NA	**10.68%**
LOCAL AGENCY OBLIGATIONS (LAO)	5 YEARS	NO LIMIT	NA	3 YEARS	2.50%	INVESTMENT GRADE	**<0.01%**
FEDERAL AGENCIES	5 YEARS	NO LIMIT	AAA	5 YEARS	100%	NA	**45.35%**
COMMERCIAL PAPER (CP)	270 DAYS	40%	A1/P1	270 DAYS	40%	A1/P1/F1	**16.81%**
CERTIFICATE & TIME DEPOSITS (NCD & TCD)	5 YEARS	30%	NA	1 YEAR	25% Combined	A1/P1/F1	**7.37%**
INT'L BANK FOR RECONSTRUCTION AND DEVELOPMENT AND INT'L FINANCE CORPORATION	NA	NA	NA	4 YEARS	20%	AA/Aa/AA	**0.00%**
REPURCHASE AGREEMENTS (REPO)	1 YEARS	NO LIMIT	NA	45 DAYS	40% max, 25% in term repo over 7 days	A1/P1/F1	**0.00%**
REVERSE REPOS	92 DAYS	20%	NA	60 DAYS	10%	NA	**0.00%**
MEDIUM TERM NOTES (MTNO)	5 YEARS	30%	A	3 YEARS	20%	AA/Aa2/AA	**1.78%**
CALTRUST SHORT TERM FUND	NA	NA	NA	DAILY LIQUIDITY	1.00%	NA	**0.05%**
MONEY MARKET MUTUAL FUNDS (MMF)	60 DAYS[1]	20%	AAA/Aaa[2]	DAILY LIQUIDITY	20%	AAA by 2 Of 3 RATINGS	**5.27%**
LOCAL AGENCY INVESTMENT FUND (LAIF)	NA	NA	NA	DAILY LIQUIDITY	Max $50 million	NA	**0.00%**
CASH/DEPOSIT ACCOUNT	NA	NA	NA	NA	NA	NA	**10.68%**

[1] Money Market Mutual Funds maturity may be interpreted as a weighted average maturity not exceeding 60 days.

[2] Or must have an investment advisor with no fewer than 5 years experience and with assets under management of $500,000,000 USD.

THIS COMPLETES THE REPORT REQUIREMENTS OF CALIFORNIA GOVERNMENT CODE 53646.

CUSIP	Description	Maturity Date	Coupon	Yield To Mat	Par Value	Book Value	Market Price	Market Value	Unrealized Gain/Loss	Modified Duration	Years To Maturity
Fund: 1 POOL FUND											
1060: MMKT ACCTS-A/365-6											
FRGXX	FIDELITY GOV	02/01/2020	1.509	1.509	4,000,000.00	4,000,000.00	100.000000	4,000,000.00	0.00	.003	.003
GOFXX	FEDERATED GOV	02/01/2020	1.501	1.501	1,000,000.00	1,000,000.00	100.000000	1,000,000.00	0.00	.003	.003
WFFXX	WELLS FARGO GOV	02/01/2020	1.523	1.523	1,000,000.00	1,000,000.00	100.000000	1,000,000.00	0.00	.003	.003
FGTXX	GOLDMAN SACHS GOV	02/01/2020	1.530	1.530	146,000,000.00	146,000,000.00	100.000000	146,000,000.00	0.00	.003	.003
CJPXX	JP MORGAN PRIME	02/01/2020	1.696	1.695	99,975,006.50	100,000,000.00	100.025000	100,000,000.00	0.00	.003	.003
TMPXX	BLACKROCK PRIME	02/01/2020	1.690	1.687	99,940,035.98	100,000,000.00	100.060000	100,000,000.00	0.00	.003	.003
FIPXX	FIDELITY PRIME	02/01/2020	1.688	1.684	49,980,008.00	50,000,000.00	100.040000	50,000,000.00	0.00	.003	.003
			1.631	**1.629**	**401,895,050.48**	**402,000,000.00**	**100.026114**	**402,000,000.00**	**0.00**	**.003**	**.003**
1065: CLTR-A/365-6											
CLTR	CALTRUST SHT TERM FUND	02/01/2020	1.898	1.887	4,015,944.14	4,023,976.03	100.200000	4,023,976.03	0.00	.003	.003
			1.898	**1.887**	**4,015,944.14**	**4,023,976.03**	**100.200000**	**4,023,976.03**	**0.00**	**.003**	**.003**
1080: MGD RATE-A/365-6											
CASH	BANK OF THE WEST	02/01/2020	1.850	1.850	300,000,000.00	300,000,000.00	100.000000	300,000,000.00	0.00	.003	.003
			1.850	**1.850**	**300,000,000.00**	**300,000,000.00**	**100.000000**	**300,000,000.00**	**0.00**	**.003**	**.003**
1170: MGD RATE-A/360											
CASH	PACIFIC PREMIER BANK	02/01/2020	1.757	1.757	40,000,000.00	40,000,000.00	100.000000	40,000,000.00	0.00	.003	.003
CASH	FIRST REPUBLIC BANK	02/01/2020	1.763	1.763	25,000,000.00	25,000,000.00	100.000000	25,000,000.00	0.00	.003	.003
CASH	UB MANAGED RATE	02/01/2020	1.759	1.759	450,000,000.00	450,000,000.00	100.000000	450,000,000.00	0.00	.003	.003
			1.759	**1.759**	**515,000,000.00**	**515,000,000.00**	**100.000000**	**515,000,000.00**	**0.00**	**.003**	**.003**
1175: LAO-SINKING FND-A/360											
LAO	US DIST COURTHOUSE	06/15/2020	2.408	2.408	40,000.00	40,000.00	100.000000	40,000.00	0.00	.118	.373
			2.408	**2.408**	**40,000.00**	**40,000.00**	**100.000000**	**40,000.00**	**0.00**	**.118**	**.373**
1300: U.S. TREASURY BILL											
912796TT6	U.S. TREASURY BILL	05/07/2020	1.523	1.535	25,000,000.00	24,807,509.72	99.599000	24,899,750.00	92,240.28	.262	.266
			1.523	**1.535**	**25,000,000.00**	**24,807,509.72**	**99.599000**	**24,899,750.00**	**92,240.28**	**.262**	**.266**
1310: U.S. TREASURY BOND											
912828W63	U.S. TREASURY BOND	03/15/2020	1.625	2.449	15,000,000.00	14,889,257.81	99.998000	14,999,700.00	110,442.19	.119	.121
912828Y46	U.S. TREASURY BOND	07/31/2020	2.625	1.662	25,000,000.00	25,179,687.50	100.508000	25,127,000.00	-52,687.50	.494	.499
912828L32	U.S. TREASURY BOND	08/31/2020	1.375	1.627	50,000,000.00	49,898,437.50	99.883000	49,941,500.00	43,062.50	.575	.584
912828YC8	U.S. TREASURY BOND	08/31/2021	1.500	1.711	25,000,000.00	24,906,250.00	100.148000	25,037,000.00	130,750.00	1.548	1.584
912828S27	U.S. TREASURY BOND	06/30/2021	1.125	1.735	25,000,000.00	24,753,906.25	99.578000	24,894,500.00	140,593.75	1.396	1.414
912828YE4	U.S. TREASURY BOND	08/31/2024	1.250	1.702	25,000,000.00	24,479,492.19	99.676000	24,919,000.00	439,507.81	4.406	4.586
912828L99	U.S. TREASURY BOND	10/31/2020	1.375	1.634	50,000,000.00	49,876,953.13	99.863000	49,931,500.00	54,546.87	.741	.751
9128283Q1	U.S. TREASURY BOND	01/15/2021	2.000	1.647	50,000,000.00	50,193,359.38	100.449000	50,224,500.00	31,140.62	.943	.959
912828PC8	U.S. TREASURY BOND	11/15/2020	2.625	1.638	50,000,000.00	50,455,078.13	100.832000	50,416,000.00	-39,078.13	.776	.792
912828A42	U.S. TREASURY BOND	11/30/2020	2.000	1.639	50,000,000.00	50,173,828.13	100.375000	50,187,500.00	13,671.87	.822	.833
9128283Q1	U.S. TREASURY BOND	01/15/2021	2.000	1.643	50,000,000.00	50,193,359.38	100.449000	50,224,500.00	31,140.62	.943	.959
9128283Q1	U.S. TREASURY BOND	01/15/2021	2.000	1.637	25,000,000.00	25,097,656.25	100.449000	25,112,250.00	14,593.75	.943	.959
912828YV6	U.S. TREASURY BOND	11/30/2024	1.500	1.751	25,000,000.00	24,705,078.13	100.828000	25,207,000.00	501,921.87	4.627	4.836
9128283Q1	U.S. TREASURY BOND	01/15/2021	2.000	1.626	25,000,000.00	25,097,656.25	100.449000	25,112,250.00	14,593.75	.943	.959
9128283Q1	U.S. TREASURY BOND	01/15/2021	2.000	1.645	50,000,000.00	50,185,546.88	100.449000	50,224,500.00	38,953.12	.943	.959
912828Z2	U.S. TREASURY BOND	10/15/2020	1.625	1.649	25,000,000.00	24,995,117.19	100.039000	25,009,750.00	14,632.81	.696	.707
9128283Q1	U.S. TREASURY BOND	01/15/2021	2.000	1.606	50,000,000.00	50,201,171.88	100.449000	50,224,500.00	23,328.12	.943	.959
912828VV9	U.S. TREASURY BOND	08/31/2020	2.125	1.615	50,000,000.00	50,166,015.63	100.297000	50,148,500.00	-17,515.63	.573	.584
9128283Q1	U.S. TREASURY BOND	01/15/2021	2.000	1.605	50,000,000.00	50,195,312.50	100.449000	50,224,500.00	29,187.50	.943	.959
912828L32	U.S. TREASURY BOND	08/31/2020	1.375	1.591	50,000,000.00	49,937,500.00	99.883000	49,941,500.00	4,000.00	.575	.584
912828XE5	U.S. TREASURY BOND	05/31/2020	1.500	1.555	25,000,000.00	24,995,117.19	99.953000	24,988,250.00	-6,867.19	.329	.332
			1.831	**1.654**	**790,000,000.00**	**790,575,781.30**	**100.265278**	**792,095,700.00**	**1,519,918.70**	**1.045**	**1.070**
1425: FHLMC-Fxd-S 30/360											
3134GABZ6	FHLMC 3.5YrNc1YrE	02/25/2020	1.250	1.250	10,000,000.00	10,000,000.00	99.982000	9,998,200.00	-1,800.00	.068	.068
3134GAVF8	FHLMC 3.5YrNc1YrE	05/08/2020	1.200	1.200	15,000,000.00	15,000,000.00	99.901000	14,985,150.00	-14,850.00	.267	.268
3134GAXZ2	FHLMC 4YrNc6MoE	11/25/2020	1.370	1.370	25,000,000.00	25,000,000.00	99.906000	24,976,500.00	-23,500.00	.808	.819
3134GAYK4	FHLMC 4YrNc1YrE	11/30/2020	1.440	1.440	10,000,000.00	10,000,000.00	99.963000	9,996,300.00	-3,700.00	.824	.833
3134GBTX0	FHLMC 2.75YrNc2MoB	06/29/2020	1.750	1.780	20,000,000.00	19,983,860.00	100.035000	20,007,000.00	23,140.00	.407	.411
3134G9W37	FHLMC 2.5YrNc3MoB	08/10/2020	1.450	2.421	10,000,000.00	9,769,000.00	99.917000	9,991,700.00	222,700.00	.515	.526
3134GSMF9	FHLMC 5YrNc3YrE	05/26/2023	3.000	3.000	15,000,000.00	15,000,000.00	101.674000	15,251,100.00	251,100.00	3.121	3.318
3134GSQL2	FHLMC 5YrNc2YrE	06/29/2023	3.100	3.100	5,000,000.00	5,000,000.00	100.615000	5,030,750.00	30,750.00	3.205	3.411
3134GTEB5	FHLMC 5YrNc1YrE	04/24/2024	2.625	2.625	15,000,000.00	15,000,000.00	100.216000	15,032,400.00	32,400.00	3.952	4.233
3134GTGX5	FHLMC 5YrNc1YrE	04/24/2024	2.610	2.610	15,000,000.00	15,000,000.00	100.206000	15,030,900.00	30,900.00	3.954	4.233
3134GTGX5	FHLMC 5YrNc1YrE	04/24/2024	2.610	2.610	15,000,000.00	15,000,000.00	100.206000	15,030,900.00	30,900.00	3.954	4.233
3134GTKG7	FHLMC 5YrNc2YrB	05/03/2024	2.600	2.600	10,000,000.00	10,000,000.00	101.212000	10,121,200.00	121,200.00	3.980	4.258
3134GTSF1	FHLMC 3YrNc1YrE	06/10/2022	2.400	2.400	5,000,000.00	5,000,000.00	100.323000	5,016,150.00	16,150.00	2.272	2.359
3134GTYT4	FHLMC 1YrNc1YrE	07/01/2024	2.125	2.125	15,000,000.00	15,000,000.00	100.198000	15,029,700.00	29,700.00	4.188	4.419
3134GTYT4	FHLMC 1YrNc1YrE	07/01/2024	2.125	2.125	15,000,000.00	15,000,000.00	100.198000	15,029,700.00	29,700.00	4.188	4.419
3134GTYS6	FHLMC 3YrNc1YrE	07/01/2022	2.000	2.000	15,000,000.00	15,000,000.00	100.174000	15,026,100.00	26,100.00	2.344	2.416
3134GTYP2	FHLMC 2.75YrNc9MoE	04/01/2022	2.000	2.000	15,000,000.00	15,000,000.00	100.043000	15,006,450.00	6,450.00	2.106	2.167
3134GTYT4	FHLMC 5YrNc1YrE	07/01/2024	2.125	2.125	15,000,000.00	15,000,000.00	100.198000	15,029,700.00	29,700.00	4.188	4.419
3134GTXJ7	FHLMC 5YrNc1YrE	07/08/2024	2.190	2.190	50,000,000.00	50,000,000.00	100.245000	50,122,500.00	122,500.00	4.200	4.438
3134GTA37	FHLMC 5YrNc1YrE	07/15/2024	2.150	2.150	15,000,000.00	15,000,000.00	100.205000	15,030,750.00	30,750.00	4.223	4.458
3134GTA52	FHLMC 5YrNc1YrQ	07/15/2024	2.300	2.300	5,000,000.00	5,000,000.00	100.306000	5,015,300.00	15,300.00	4.208	4.458
3134GTA37	FHLMC 5YrNc1YrE	07/15/2024	2.150	2.150	5,000,000.00	5,000,000.00	100.205000	5,010,250.00	10,250.00	4.223	4.458
3134GTW82	FHLMC 5YrNc1YrQ	08/07/2024	2.150	2.150	5,000,000.00	5,000,000.00	100.271000	5,013,550.00	13,550.00	4.238	4.521
3134GTW74	FHLMC 5YrNc6MoQ	08/07/2024	2.300	2.300	5,000,000.00	5,000,000.00	100.008000	5,000,400.00	400.00	4.220	4.521
3134GT6P3	FHLMC 2YrNc6MoO	09/09/2021	1.880	1.880	25,000,000.00	25,000,000.00	100.008000	25,002,000.00	2,000.00	1.563	1.608
3134GT5H2	FHLMC 2YrNc6MoO	09/09/2021	1.860	1.860	25,000,000.00	25,000,000.00	100.027000	25,006,750.00	6,750.00	1.564	1.608
3134GT6N8	FHLMC 5YrNc6MoQ	09/12/2024	2.125	2.125	25,000,000.00	25,000,000.00	100.054000	25,013,500.00	13,500.00	4.338	4.619
3134GUHK9	FHLMC 5YrNc1Q	10/15/2024	1.875	1.875	10,000,000.00	10,000,000.00	100.130000	10,013,000.00	13,000.00	4.460	4.710
3134GUWP1	FHLMC 4YrNc1YrB	11/27/2023	1.800	1.800	15,000,000.00	15,000,000.00	100.158000	15,023,700.00	23,700.00	3.667	3.825
3134GUTX8	FHLMC 3.75YrNc9MoB	08/28/2023	1.670	1.684	695,000.00	694,652.50	100.121000	695,840.95	1,188.45	3.447	3.575
3134GUWS5	FHLMC 3YrNc3MoB	12/02/2022	1.900	1.900	10,000,000.00	10,000,000.00	100.018000	10,001,800.00	1,800.00	2.740	2.838
3134GUWR7	FHLMC 4YrNc7MoB	12/12/2023	1.900	1.900	10,000,000.00	10,000,000.00	100.076000	10,007,600.00	7,600.00	3.699	3.866
3134GUYX2	FHLMC 5YrNc6MoB	06/19/2024	2.000	2.000	15,000,000.00	15,000,000.00	100.141000	15,021,150.00	21,150.00	4.167	4.386

CUSIP	Description	Maturity Date	Coupon	Yield To Mat	Par Value	Book Value	Market Price	Market Value	Unrealized Gain/Loss	Modified Duration	Years To Maturity
3134GUG38	FHLMC 3.5YrNc1YrB	06/23/2023	1.800	1.800	15,000,000.00	15,000,000.00	100.312000	15,046,800.00	46,800.00	3.273	3.395
3134GUG38	FHLMC 3.5YrNc1YrB	06/23/2023	1.800	1.822	9,000,000.00	8,993,250.00	100.312000	9,028,080.00	34,830.00	3.272	3.395
3134GUYT1	FHLMC 5YrNc3MoB	12/30/2024	2.150	2.150	15,000,000.00	15,000,000.00	100.050000	15,007,500.00	7,500.00	4.634	4.918
3134GUH45	FHLMC 4YrNc1YrB	12/28/2023	1.900	1.900	20,000,000.00	20,000,000.00	100.297000	20,059,400.00	59,400.00	3.744	3.910
3134GUM72	FHLMC 4YrNc1YrB	12/28/2023	1.900	1.900	10,000,000.00	10,000,000.00	100.273000	10,027,300.00	27,300.00	3.744	3.910
3134GU2V1	FHLMC 4YrNc6MoQ	01/16/2024	1.900	1.900	25,000,000.00	25,000,000.00	100.136000	25,034,000.00	34,000.00	3.793	3.962
3134GUY38	FHLMC 5YrNc6MoQ	01/16/2025	2.000	2.000	24,747,000.00	24,747,000.00	100.124000	24,777,686.28	30,686.28	4.694	4.964
3134GUZ60	FHLMC 4YrNc6MoQ	01/17/2024	1.900	1.900	15,000,000.00	15,000,000.00	100.129000	15,019,350.00	19,350.00	3.796	3.964
3134GU4E7	FHLMC 4.5YrNc1YrQ	07/22/2024	1.850	1.850	25,000,000.00	25,000,000.00	100.263000	25,065,750.00	65,750.00	4.274	4.477
			2.006	**2.023**	**624,442,000.00**	**624,187,762.50**	**100.190868**	**625,633,857.23**	**1,446,094.73**	**3.207**	**3.374**
1465: FHLMC-STEP%-S30/360											
3134G9JX6	FHLMC 5YrNc3MoB	06/09/2021	1.750	1.750	15,000,000.00	15,000,000.00	99.979000	14,996,850.00	-3,150.00	1.332	1.356
3134G9JW8	FHLMC 5YrNc3MoB	05/25/2021	1.750	1.750	20,000,000.00	20,000,000.00	99.985000	19,997,000.00	-3,000.00	1.294	1.315
3134G9UM7	FHLMC 5YrNc3MoB	06/30/2021	1.750	1.750	15,000,000.00	15,000,000.00	100.005000	15,000,750.00	750.00	1.393	1.414
3134G9R66	FHLMC 5YrNc3MoB	08/10/2021	1.500	1.500	15,000,000.00	15,000,000.00	99.883000	14,982,450.00	-17,550.00	1.495	1.526
3134G9S57	FHLMC 4YrNc6MoB	08/10/2020	1.750	1.750	15,000,000.00	15,000,000.00	99.998000	14,999,700.00	-300.00	.518	.526
3134G9T23	FHLMC 5YrNc3MoB	08/10/2021	1.750	1.750	10,000,000.00	10,000,000.00	99.999000	9,999,900.00	-100.00	1.493	1.526
3134G9U47	FHLMC 5YrNc3MoB	08/25/2021	1.625	1.625	15,000,000.00	15,000,000.00	100.000000	15,000,000.00	0.00	1.532	1.567
3134G95W3	FHLMC 5YrNc3MoB	08/25/2021	1.500	1.500	10,000,000.00	10,000,000.00	99.990000	9,999,000.00	-1,000.00	1.533	1.567
3134G96A0	FHLMC 5YrNc3MoB	08/25/2021	1.625	1.625	15,000,000.00	15,000,000.00	99.948000	14,992,200.00	-7,800.00	1.534	1.567
3134GAEB6	FHLMC 4.25YrNc3MoB	12/08/2020	1.750	1.750	20,000,000.00	20,000,000.00	99.980000	19,996,000.00	-4,000.00	.842	.855
3134GADP6	FHLMC 5YrNc3MoB	09/13/2021	1.625	1.625	16,500,000.00	16,500,000.00	99.999000	16,499,835.00	-165.00	1.582	1.619
3134GAET7	FHLMC 5YrNc3MoB	09/30/2021	1.625	1.625	20,000,000.00	20,000,000.00	99.857000	19,971,400.00	-28,600.00	1.631	1.666
3134GAKY9	FHLMC 5YrNc6MoB	09/30/2021	1.750	1.750	15,000,000.00	15,000,000.00	100.002000	15,000,300.00	300.00	1.631	1.666
3134GANB6	FHLMC 5YrNc6MoB	09/30/2021	1.750	1.750	15,000,000.00	15,000,000.00	100.007000	15,001,050.00	1,050.00	1.632	1.666
3134GAQV9	FHLMC 5YrNc6MoB	10/27/2021	1.625	1.625	15,000,000.00	15,000,000.00	99.938000	14,990,700.00	-9,300.00	1.704	1.740
3134GAQV9	FHLMC 5YrNc6MoB	10/27/2021	1.625	1.625	15,000,000.00	15,000,000.00	99.938000	14,990,700.00	-9,300.00	1.704	1.740
3134GASF2	FHLMC 5YrNc3MoB	10/27/2021	1.625	1.625	15,000,000.00	15,000,000.00	99.955000	14,993,250.00	-6,750.00	1.703	1.740
3134GASF2	FHLMC 5YrNc3MoB	10/27/2021	1.625	1.625	15,000,000.00	15,000,000.00	99.955000	14,993,250.00	-6,750.00	1.703	1.740
3134GATA2	FHLMC 5YrNc3MoB	10/27/2021	1.625	1.625	10,000,000.00	10,000,000.00	100.014000	10,001,400.00	1,400.00	1.704	1.740
3134GATB0	FHLMC 5YrNc3MoB	11/10/2021	1.625	1.625	17,000,000.00	17,000,000.00	99.918000	16,986,060.00	-13,940.00	1.738	1.778
3134GATA2	FHLMC 5YrNc3MoB	10/27/2021	1.625	1.625	14,000,000.00	14,000,000.00	100.014000	14,001,960.00	1,960.00	1.704	1.740
3134GAUA0	FHLMC 5YrNc3MoB	11/30/2021	1.625	1.625	4,500,000.00	4,500,000.00	99.822000	4,491,990.00	-8,010.00	1.796	1.833
3134GAYF5	FHLMC 5YrNc3MoB	11/26/2021	1.625	1.625	20,000,000.00	20,000,000.00	99.920000	19,984,000.00	-16,000.00	1.782	1.822
3134G92T3	FHLMC 5YrNc3MoB	08/08/2023	1.500	2.399	5,000,000.00	4,790,170.00	99.676000	4,983,800.00	193,630.00	3.374	3.521
			1.659	**1.672**	**347,000,000.00**	**346,790,170.00**	**99.957794**	**346,853,545.00**	**63,375.00**	**1.530**	**1.563**
1525: FNMA-Fxd-S 30/360											
3136G3WC5	FNMA 4YrNc6MoE	07/13/2020	1.350	1.350	10,000,000.00	10,000,000.00	99.918000	9,991,800.00	-8,200.00	.446	.449
3135G0T60	FNMA 3Yr	07/30/2020	1.500	1.604	10,000,000.00	9,969,700.00	99.934000	9,993,400.00	23,700.00	.492	.496
3135G0UU5	FNMA 2.25Yr	03/06/2020	1.750	1.913	11,082,000.00	11,042,326.44	100.023000	11,084,548.86	42,222.42	.095	.096
3135G0T78	FNMA 4.83Yr	10/05/2022	2.000	2.322	15,000,000.00	14,782,200.00	101.720000	15,258,000.00	475,800.00	2.574	2.679
3135G0T94	FNMA 5Yr	01/19/2023	2.375	2.495	10,000,000.00	9,944,100.00	102.942000	10,294,200.00	350,100.00	2.844	2.970
3135G0U43	FNMA 4.41Yr	09/12/2023	2.875	2.333	30,000,000.00	30,670,500.00	105.294000	31,588,200.00	917,700.00	3.384	3.616
3136G4TY9	FNMA 5YrNc1YrQ	10/28/2024	2.000	2.000	10,000,000.00	10,000,000.00	100.149000	10,014,900.00	14,900.00	4.480	4.745
3136G0Z87	FNMA 1.75YrNc2MoB	10/26/2021	1.800	1.800	50,000,000.00	50,000,000.00	100.049000	50,024,500.00	24,500.00	1.694	1.737
			2.039	**1.994**	**146,082,000.00**	**146,408,826.44**	**101.483789**	**148,249,548.86**	**1,840,722.42**	**2.128**	**2.230**
1565: FNMA-STEP%-S 30/360											
3136G3XT7	FNMA 5YrNc6MoB	07/27/2021	1.625	1.625	15,000,000.00	15,000,000.00	99.930000	14,989,500.00	-10,500.00	1.468	1.488
			1.625	**1.625**	**15,000,000.00**	**15,000,000.00**	**99.930000**	**14,989,500.00**	**-10,500.00**	**1.468**	**1.488**
1700: FHLB-DISC NOTE											
313384TB5	FHLB DISC NTE	02/14/2020	1.625	1.633	20,000,000.00	19,897,986.11	99.953000	19,990,600.00	92,613.89	.038	.038
313384TB5	FHLB DISC NTE	02/14/2020	1.610	1.618	50,000,000.00	49,749,555.56	99.953000	49,976,500.00	226,944.44	.038	.038
313384SU4	FHLB DISC NTE	02/07/2020	1.630	1.637	50,000,000.00	49,771,347.22	99.983000	49,991,500.00	220,152.78	.019	.019
313384TB5	FHLB DISC NTE	02/14/2020	1.580	1.587	50,000,000.00	49,765,194.44	99.953000	49,976,500.00	211,305.56	.038	.038
313384WG0	FHLB DISC NTE	05/01/2020	1.530	1.542	25,000,000.00	24,809,812.50	99.616000	24,904,000.00	94,187.50	.245	.249
313384WM7	FHLB DISC NTE	05/06/2020	1.569	1.582	25,000,000.00	24,801,695.83	99.594000	24,898,500.00	96,804.17	.259	.263
313384SZ3	FHLB DISC NTE	02/12/2020	1.560	1.566	25,000,000.00	24,901,416.67	99.961000	24,990,250.00	88,833.33	.032	.033
313384SZ3	FHLB DISC NTE	02/12/2020	1.572	1.578	25,000,000.00	24,900,658.33	99.961000	24,990,250.00	89,591.67	.032	.033
313384XT1	FHLB DISC NTE	06/05/2020	1.550	1.562	50,000,000.00	49,608,194.44	99.464000	49,732,000.00	123,805.56	.340	.345
313384WK1	FHLB DISC NTE	05/04/2020	1.570	1.580	50,000,000.00	49,686,000.00	99.603000	49,801,500.00	115,500.00	.253	.258
313384TN9	FHLB DISC NTE	02/25/2020	1.585	1.589	50,000,000.00	49,861,312.50	99.905000	49,952,500.00	91,187.50	.067	.068
313384UY3	FHLB DISC NTE	03/30/2020	1.585	1.592	50,000,000.00	49,786,465.28	99.757000	49,878,500.00	92,034.72	.159	.162
313384WW5	FHLB DISC NTE	05/15/2020	1.570	1.577	50,000,000.00	49,768,861.11	99.555000	49,777,500.00	8,638.89	.283	.288
313384WW5	FHLB DISC NTE	05/15/2020	1.570	1.577	25,000,000.00	24,884,430.56	99.555000	24,888,750.00	4,319.44	.283	.288
			1.581	**1.589**	**545,000,000.00**	**542,192,930.55**	**99.770431**	**543,748,850.00**	**1,555,919.45**	**.150**	**.152**
1725: FHLB-Fxd-S 30/360											
3130A7PV1	FHLB 5Yr	04/05/2021	1.375	1.390	5,000,000.00	4,996,350.00	99.872000	4,993,600.00	-2,750.00	1.159	1.178
3130A7PU3	FHLB 4Yr	04/06/2020	1.200	1.210	10,000,000.00	9,996,000.00	99.941000	9,994,100.00	-1,900.00	.180	.181
3130ABYZ3	FHLB 2.75YrNc9MoE	05/22/2020	1.600	1.600	5,000,000.00	5,000,000.00	100.017000	5,000,850.00	850.00	.304	.307
3130AC2C7	FHLB 3YrNc1YrE	08/28/2020	2.000	1.790	10,000,000.00	10,061,000.00	100.268000	10,026,800.00	-34,200.00	.573	.575
3130ABZE9	FHLB 3YrNc1YrE	08/28/2020	1.650	1.650	5,000,000.00	5,000,000.00	100.070000	5,003,500.00	3,500.00	.575	.575
3130ABY34	FHLB 2.5Yr	05/29/2020	1.613	1.813	10,000,000.00	9,950,500.00	100.010000	10,001,000.00	50,500.00	.323	.326
3130ACBD5	FHLB 2.58YrNc1MoB	06/29/2020	1.650	1.861	5,350,000.00	5,321,270.50	100.047000	5,352,514.50	31,244.00	.407	.411
313379Q69	FHLB 4.5 Yr	06/10/2022	2.125	2.182	7,975,000.00	7,955,620.75	101.763000	8,115,599.25	159,978.50	2.281	2.359
3130ADFW7	FHLB 3Yr	01/25/2021	2.200	2.212	15,000,000.00	14,994,900.00	100.670000	15,100,500.00	105,600.00	.967	.986
3130A0XD7	FHLB 3Yr	03/12/2021	2.375	2.484	10,000,000.00	9,968,000.00	100.980000	10,098,000.00	130,000.00	1.083	1.112
3130A0XD7	FHLB 3Yr	03/12/2021	2.375	2.489	10,000,000.00	9,966,500.00	100.980000	10,098,000.00	131,500.00	1.083	1.112
313378WG2	FHLB 4.08Yr	03/11/2022	2.500	2.619	10,000,000.00	9,954,700.00	102.314000	10,231,400.00	276,700.00	2.024	2.110
313382AX1	FHLB 4.9Yr	03/10/2023	2.125	2.716	11,750,000.00	11,432,397.50	102.263000	12,015,902.50	583,505.00	2.958	3.107
3130AE6U9	FHLB 3Yr	05/07/2021	2.700	2.725	7,650,000.00	7,644,492.00	101.596000	7,772,094.00	127,602.00	1.230	1.266
3130AE6U9	FHLB 3Yr	05/07/2021	2.700	2.703	10,000,000.00	9,999,100.00	101.596000	10,159,600.00	160,500.00	1.230	1.266
3130A9M40	FHLB 4.17Yr	09/29/2022	1.650	2.929	15,730,000.00	14,940,354.00	100.000000	15,730,000.00	789,646.00	2.562	2.663
3130A8R54	FHLB 4.9YrNc1Mo	07/28/2023	1.800	2.965	3,700,000.00	3,504,196.00	100.001000	3,700,037.00	195,841.00	3.348	3.490
3130A8CK7	FHLB 4.5Yr	06/09/2023	2.050	3.147	10,000,000.00	9,540,100.00	100.001000	10,000,100.00	460,000.00	3.198	3.356

CUSIP	Description	Maturity Date	Coupon	Yield To Mat	Par Value	Book Value	Market Price	Market Value	Unrealized Gain/Loss	Modified Duration	Years To Maturity
3130ADUJ9	FHLB 11Mo	03/30/2020	2.375	2.429	47,210,000.00	47,186,395.00	100.126000	47,269,484.60	83,089.60	.160	.162
313378WG2	FHLB 2.91Yr	03/11/2022	2.500	2.308	30,000,000.00	30,158,100.00	102.314000	30,694,200.00	536,100.00	2.027	2.110
3130AH5D1	FHLB 2YrNc6MoB	09/23/2021	2.050	2.050	25,000,000.00	25,000,000.00	100.057000	25,014,250.00	14,250.00	1.598	1.647
3130AGYJ8	FHLB 2.9YrNc5MoB	08/26/2022	2.000	2.021	25,000,000.00	24,985,000.00	100.031000	25,007,750.00	22,750.00	2.472	2.570
3130AH5N9	FHLB 1.66YrNc5MoQ	06/23/2021	2.000	2.009	25,000,000.00	24,996,250.00	100.081000	25,020,250.00	24,000.00	1.371	1.395
3130AHE33	FHLB 5YrNc1YrQ	10/21/2024	2.000	2.000	10,000,000.00	10,000,000.00	100.270000	10,027,000.00	27,000.00	4.461	4.726
3130AHE66	FHLB 5YrNc1YrQ	10/21/2024	2.000	2.000	10,000,000.00	10,000,000.00	100.270000	10,027,000.00	27,000.00	4.461	4.726
3130AHG64	FHLB 5YrNc1YrQ	10/28/2024	2.000	2.000	10,000,000.00	10,000,000.00	100.278000	10,027,800.00	27,800.00	4.480	4.745
3130AHG31	FHLB 5YrNc2YrQ	10/29/2024	1.800	1.800	25,000,000.00	25,000,000.00	100.573000	25,143,250.00	143,250.00	4.508	4.748
3130AHGS6	FHLB 3YrNc6MoQ	10/28/2022	2.000	2.000	50,000,000.00	50,000,000.00	100.086000	50,043,000.00	43,000.00	2.642	2.742
3130AHM59	FHLB 1.75YrNc9MoB	08/27/2024	1.875	1.886	11,200,000.00	11,194,400.00	100.141000	11,215,792.00	21,392.00	4.347	4.575
3130AHMR1	FHLB 5YrNc3MoB	11/27/2024	2.100	2.100	10,000,000.00	10,000,000.00	100.031000	10,003,100.00	3,100.00	4.547	4.827
3130AHMR1	FHLB 5YrNc3MoB	11/27/2024	2.100	2.100	10,000,000.00	10,000,000.00	100.031000	10,003,100.00	3,100.00	4.547	4.827
3130AHMR1	FHLB 5YrNc2MoB	11/27/2024	2.100	2.100	10,000,000.00	10,000,000.00	100.031000	10,003,100.00	3,100.00	4.547	4.827
3130A94N8	FHLB 1.6 YrNc2MoB	08/25/2021	1.700	1.735	25,000,000.00	24,985,000.00	100.010000	25,002,500.00	17,500.00	1.528	1.567
3130AHMM2	FHLB 4.5YrNc1YrA	06/11/2024	1.850	1.850	15,000,000.00	15,000,000.00	100.242000	15,036,300.00	36,300.00	4.161	4.364
3130AHN66	FHLB 5YrNc1YrA	12/16/2024	1.940	1.940	10,000,000.00	10,000,000.00	100.325000	10,032,500.00	32,500.00	4.619	4.879
3130AHQR7	FHLB 5YrNc1YrA	12/23/2024	1.970	1.970	5,000,000.00	5,000,000.00	100.226000	5,011,300.00	11,300.00	4.635	4.899
3130AHT78	FHLB 5YrNc3MoB	12/30/2024	2.125	2.125	5,000,000.00	5,000,000.00	100.048000	5,002,400.00	2,400.00	4.637	4.918
3130AHT78	FHLB 5YrNc3MoB	12/30/2024	2.125	2.125	5,000,000.00	5,000,000.00	100.048000	5,002,400.00	2,400.00	4.637	4.918
3130AHVZ3	FHLB 5YrNc6MoQ	01/13/2025	2.000	2.000	10,000,000.00	10,000,000.00	100.110000	10,011,000.00	11,000.00	4.686	4.956
3130AHWB5	FHLB 5YrNc6MoQ	01/21/2025	2.000	2.000	10,000,000.00	10,000,000.00	100.101000	10,010,100.00	10,100.00	4.708	4.978
3130AHWB5	FHLB 5YrNc6MoQ	01/21/2025	2.000	2.000	10,000,000.00	10,000,000.00	100.101000	10,010,100.00	10,100.00	4.708	4.978
3130AHXA6	FHLB 2.5YrNc6MoB	07/22/2022	1.750	1.750	50,000,000.00	50,000,000.00	100.086000	50,043,000.00	43,000.00	2.411	2.474
3130A8XW8	FHLB 2.58YrNc1MoQ	08/25/2022	1.801	1.801	25,000,000.00	25,000,000.00	100.001000	25,000,250.00	250.00	2.478	2.567
			2.012	**2.087**	**630,565,000.00**	**628,730,625.75**	**100.394808**	**633,054,523.85**	**4,323,898.10**	**2.453**	**2.563**
1765: FHLB-STEP%-S 30/360											
3130A9TV3	FHLB 3.4YrNc2MoB	11/08/2021	1.750	3.363	10,000,000.00	9,690,500.00	100.002000	10,000,200.00	309,700.00	1.721	1.773
			1.750	**3.363**	**10,000,000.00**	**9,690,500.00**	**100.002000**	**10,000,200.00**	**309,700.00**	**1.721**	**1.773**
1767: FHLB-Var-M A/360											
3130A9FU0	FHLB 4Yr	09/22/2020	1.804	1.804	10,000,000.00	10,000,000.00	100.123000	10,012,300.00	12,300.00	.639	.644
3130A9FM8	FHLB 4Yr	09/22/2020	1.804	1.804	15,000,000.00	15,000,000.00	100.123000	15,018,450.00	18,450.00	.639	.644
3130A9FR7	FHLB 4Yr	09/28/2020	1.810	1.810	10,000,000.00	10,000,000.00	100.125000	10,012,500.00	12,500.00	.664	.660
3130A9FR7	FHLB 4Yr	09/28/2020	1.810	1.810	15,000,000.00	15,000,000.00	100.125000	15,018,750.00	18,750.00	.664	.660
			1.807	**1.807**	**50,000,000.00**	**50,000,000.00**	**100.124000**	**50,062,000.00**	**62,000.00**	**.652**	**.652**
1770: FHLB-Var-Q A/360											
3130A8NF6	FHLB 3Yr	07/01/2020	2.034	2.034	25,000,000.00	25,000,000.00	100.132000	25,033,000.00	33,000.00	.414	.416
			2.034	**2.034**	**25,000,000.00**	**25,000,000.00**	**100.132000**	**25,033,000.00**	**33,000.00**	**.414**	**.416**
1900: FFCB-DISC NOTE											
313312YL8	FFCB DISC NTE	06/22/2020	1.530	1.545	25,000,000.00	24,755,625.00	99.389000	24,847,250.00	91,625.00	.386	.392
313312YF1	FFCB DISC NTE	06/17/2020	1.570	1.585	25,000,000.00	24,768,861.11	99.411000	24,852,750.00	83,888.89	.372	.378
			1.550	**1.565**	**50,000,000.00**	**49,524,486.11**	**99.400000**	**49,700,000.00**	**175,513.89**	**.379**	**.385**
1925: FFCB-Fxd-S 30/360											
3133EF5D5	FFCB 4YrNc1YrA	04/27/2020	1.420	1.420	7,700,000.00	7,700,000.00	99.983000	7,698,691.00	-1,309.00	.237	.238
3133EGSA4	FFCB 4YrNc1YrA	08/24/2020	1.320	1.320	10,000,000.00	10,000,000.00	99.840000	9,984,000.00	-16,000.00	.557	.564
3133EGVK8	FFCB 4YrNc1YrA	09/21/2020	1.350	1.350	10,000,000.00	10,000,000.00	99.954000	9,995,400.00	-4,600.00	.631	.641
3133EGXX8	FFCB 4YrNc1YrA	10/13/2020	1.340	1.340	15,000,000.00	15,000,000.00	99.960000	14,994,000.00	-6,000.00	.692	.701
3133EGC94	FFCB 4YrNc3MoA	11/02/2020	1.380	1.380	10,000,000.00	10,000,000.00	99.814000	9,981,400.00	-18,600.00	.744	.756
3133EGR49	FFCB 4YrNc1YrA	12/07/2020	1.770	1.770	10,000,000.00	10,000,000.00	100.000000	10,000,000.00	0.00	.838	.852
3133EHUL5	FFCB 3Yr	08/10/2020	1.550	1.550	5,000,000.00	5,000,000.00	100.019000	5,000,950.00	950.00	.517	.526
3133EHZN6	FFCB 3Yr	03/20/2020	1.450	1.511	20,000,000.00	19,970,400.00	99.988000	19,997,600.00	27,200.00	.133	.134
3133EHJ95	FFCB 3Yr	10/26/2020	1.750	1.760	20,000,000.00	19,994,000.00	100.162000	20,032,400.00	38,400.00	.725	.737
3133EH6X6	FFCB 4Yr	01/12/2022	2.200	2.365	10,000,000.00	9,938,000.00	101.574000	10,157,400.00	219,400.00	1.892	1.951
3133EJEM7	FFCB 3Yr	03/01/2021	2.500	2.501	10,000,000.00	9,999,700.00	101.236000	10,123,600.00	123,900.00	1.052	1.082
3133EJCE7	FFCB 2.8Yr	02/12/2021	2.350	2.474	15,000,000.00	14,948,670.00	100.837000	15,125,550.00	176,880.00	1.001	1.036
3133EJKN8	FFCB 5Yr	04/11/2023	2.700	2.721	10,000,000.00	9,990,300.00	103.911000	10,391,100.00	400,800.00	3.017	3.195
3133EJNS4	FFCB 3Yr	05/10/2021	2.700	2.747	10,000,000.00	9,986,600.00	101.695000	10,169,500.00	182,900.00	1.238	1.274
3133EJD48	FFCB 5Yr	10/02/2023	3.050	3.095	10,000,000.00	9,979,300.00	105.660000	10,566,000.00	586,700.00	3.412	3.671
3133EJT74	FFCB 2.9Yr	11/15/2021	3.050	2.922	10,000,000.00	10,035,700.00	102.916000	10,291,600.00	255,900.00	1.719	1.792
3133EJ3L1	FFCB 1.5Yr	06/24/2020	2.750	2.757	10,000,000.00	9,999,000.00	100.477000	10,047,700.00	48,700.00	.392	.397
3133EKBU9	FFCB 1Yr	02/27/2020	2.520	2.555	10,000,000.00	9,996,600.00	100.071000	10,007,100.00	10,500.00	.073	.074
3133EKRP3	FFCB 5YrNc2YrA	06/21/2024	2.220	2.220	10,000,000.00	10,000,000.00	100.662000	10,066,200.00	66,200.00	4.150	4.392
3133EKM45	FFCB 3Yr	09/06/2022	1.500	1.529	14,435,000.00	14,422,874.60	100.123000	14,452,755.05	29,880.45	2.523	2.600
3133EKM94	FFCB 4YrNc1YrA	09/11/2023	1.900	1.900	10,000,000.00	10,000,000.00	100.154000	10,015,400.00	15,400.00	3.449	3.614
3133EK2A3	FFCB 5YrNc1YrA	10/15/2024	1.920	1.920	10,000,000.00	10,000,000.00	100.139000	10,013,900.00	13,900.00	4.454	4.710
3133EK4B9	FFCB 5YrNc2YrA	10/28/2024	1.820	1.820	10,000,000.00	10,000,000.00	100.466000	10,046,600.00	46,600.00	4.503	4.745
3133EKP75	FFCB 4.9Yr	09/17/2024	1.600	1.672	6,128,000.00	6,107,471.20	100.572000	6,163,052.16	55,580.96	4.416	4.633
3133EK4A1	FFCB 4YrNc1YrA	10/30/2023	1.930	1.930	5,000,000.00	5,000,000.00	100.139000	5,006,950.00	6,950.00	3.584	3.748
3133EKQA7	FFCB 4.9Yr	09/10/2024	2.080	1.688	2,064,000.00	2,101,585.44	102.835000	2,122,514.40	20,928.96	4.349	4.614
3133EK6Y7	FFCB 1.5YrNc3MoA	05/13/2021	1.670	1.741	50,000,000.00	49,947,500.00	100.005000	50,002,500.00	55,000.00	1.260	1.282
3133EK7L4	FFCB 1YrNc6MoA	11/19/2020	1.660	1.660	50,000,000.00	50,000,000.00	100.049000	50,024,500.00	24,500.00	.789	.803
3133EK5Y8	FFCB 2.25YrNc3MoA	02/14/2022	1.770	1.793	50,000,000.00	49,975,000.00	100.006000	50,003,000.00	28,000.00	1.996	2.041
3133ELBA1	FFCB 4.75YrNc3MoA	08/26/2024	1.970	1.992	15,000,000.00	14,985,000.00	100.022000	15,003,300.00	18,300.00	4.333	4.573
3133ELDE1	FFCB 3YrNc3MoA	12/12/2022	1.770	1.829	25,000,000.00	24,957,500.00	100.022000	25,005,500.00	48,000.00	2.773	2.866
			1.876	**1.906**	**460,327,000.00**	**460,035,201.24**	**100.469919**	**462,490,162.61**	**2,454,961.37**	**1.731**	**1.798**
1930: FFCB-Var-M A/360											
3133EFT56	FFCB 4Yr	04/01/2020	2.016	2.016	25,000,000.00	25,000,000.00	100.026000	25,006,500.00	6,500.00	.249	.167
3133EF2Z9	FFCB 4Yr	04/13/2020	1.929	1.929	50,000,000.00	50,000,000.00	100.033000	50,016,500.00	16,500.00	.200	.200
3133EGCE3	FFCB 5Yr	05/25/2021	1.931	1.931	10,000,000.00	10,000,000.00	100.311000	10,031,100.00	31,100.00	1.309	1.315
3133EGCE3	FFCB 5Yr	05/25/2021	1.931	1.931	10,000,000.00	10,000,000.00	100.311000	10,031,100.00	31,100.00	1.309	1.315
3133EG4C6	FFCB 3.9Yr	01/18/2022	1.898	1.428	15,000,000.00	15,139,095.00	100.237000	15,035,550.00	-103,545.00	1.927	1.967
3133EJDG1	FFCB 5Yr	02/21/2023	1.724	1.724	15,000,000.00	15,000,000.00	99.550000	14,932,500.00	-67,500.00	2.974	3.060
3133EJJE0	FFCB 3.5Yr	10/04/2021	1.759	1.759	15,000,000.00	15,000,000.00	100.003000	15,000,450.00	450.00	1.644	1.677
			1.901	**1.851**	**140,000,000.00**	**140,139,095.00**	**100.038357**	**140,053,700.00**	**-85,395.00**	**1.003**	**1.007**

CUSIP	Description	Maturity Date	Coupon	Yield To Mat	Par Value	Book Value	Market Price	Market Value	Unrealized Gain/Loss	Modified Duration	Years To Maturity
1936: FFCB-Var-SOFR-Q A/360											
3133EKT63	FFCB 2Yr	09/24/2021	1.720	1.720	15,000,000.00	15,000,000.00	99.952000	14,992,800.00	-7,200.00	1.614	1.649
3133EK6V3	FFCB 3Yr	11/07/2022	1.890	1.890	25,000,000.00	25,000,000.00	100.109000	25,027,250.00	27,250.00	2.676	2.770
3133EK6V3	FFCB 3Yr	11/07/2022	1.890	1.890	25,000,000.00	25,000,000.00	100.109000	25,027,250.00	27,250.00	2.677	2.770
3133EK6V3	FFCB 3Yr	11/07/2022	1.890	1.890	25,000,000.00	25,000,000.00	100.109000	25,027,250.00	27,250.00	2.677	2.770
3133EK6V3	FFCB 3Yr	11/07/2022	1.890	1.890	15,000,000.00	15,000,000.00	100.109000	15,016,350.00	16,350.00	2.677	2.770
3133EK6V3	FFCB 3Yr	11/07/2022	1.890	1.890	25,000,000.00	25,000,000.00	100.109000	25,027,250.00	27,250.00	2.677	2.770
3133ELCX0	FFCB 3Yr	12/09/2022	1.900	1.900	9,000,000.00	9,000,000.00	99.952000	8,995,680.00	-4,320.00	2.766	2.858
3133ELCX0	FFCB 3Yr	12/09/2022	1.900	1.900	24,000,000.00	24,000,000.00	99.952000	23,988,480.00	-11,520.00	2.766	2.858
3133ELCX0	FFCB 3Yr	12/09/2022	1.900	1.900	24,000,000.00	24,000,000.00	99.952000	23,988,480.00	-11,520.00	2.766	2.858
3133ELCX0	FFCB 3Yr	12/09/2022	1.900	1.900	24,000,000.00	24,000,000.00	99.952000	23,988,480.00	-11,520.00	2.766	2.858
3133ELCX0	FFCB 3Yr	12/09/2022	1.900	1.900	14,000,000.00	14,000,000.00	99.952000	13,993,280.00	-6,720.00	2.766	2.858
3133ELCX0	FFCB 3Yr	12/09/2022	1.900	1.900	24,000,000.00	24,000,000.00	99.952000	23,988,480.00	-11,520.00	2.766	2.858
			1.885	**1.885**	**249,000,000.00**	**249,000,000.00**	**100.024510**	**249,061,030.00**	**61,030.00**	**2.655**	**2.745**
1950: FMAC-Fxd-S 30/360											
3132X0C74	FAMCA 2.08Yr	02/03/2020	1.970	1.970	15,000,000.00	15,000,000.00	100.000000	15,000,000.00	0.00	.008	.008
3132X03B5	FAMCA 4.9Yr	06/30/2023	2.850	2.964	10,000,000.00	9,947,900.00	104.314000	10,431,400.00	483,500.00	3.224	3.414
3132X04F5	FAMCA 2.91Yr	07/23/2021	2.840	2.864	10,000,000.00	9,993,300.00	101.943000	10,194,300.00	201,000.00	1.436	1.477
31422BBR0	FAMCA 1.16Yr	03/16/2020	2.640	2.640	15,000,000.00	15,000,000.00	100.137000	15,020,550.00	20,550.00	.122	.123
31422BEP1	FAMCA 1.08Yr	05/29/2020	2.430	2.430	25,000,000.00	25,000,000.00	100.287000	25,071,750.00	71,750.00	.322	.326
31422BRH5	FAMCA 1.08YrNc4MoB	01/13/2021	1.700	1.700	40,000,000.00	40,000,000.00	100.033000	40,013,200.00	13,200.00	.938	.953
			2.216	**2.232**	**115,000,000.00**	**114,941,200.00**	**100.635826**	**115,731,200.00**	**790,000.00**	**.828**	**.855**
1965: FMAC-Var-M A/360											
3132X0AT8	FAMCA 2.5 Yr	06/02/2020	1.921	1.313	25,000,000.00	25,063,500.00	100.002000	25,000,500.00	-63,000.00	.335	.337
3132X0S77	FAMCA 3Yr	04/23/2021	1.711	1.711	25,000,000.00	25,000,000.00	99.956000	24,989,000.00	-11,000.00	1.212	1.227
3132X0U90	FAMCA 3Yr	05/10/2021	1.697	1.697	10,000,000.00	10,000,000.00	99.916000	9,991,600.00	-8,400.00	1.257	1.274
			1.796	**1.543**	**60,000,000.00**	**60,063,500.00**	**99.968500**	**59,981,100.00**	**-82,400.00**	**.854**	**.864**
2350: MUNIS-S 30/360											
419792JH0	HAWAII STATE	04/01/2020	1.660	1.660	5,055,000.00	5,055,000.00	100.000000	5,055,000.00	0.00	.166	.167
76222RUM2	RHODE ISLAND STATE	05/01/2020	1.625	1.520	2,660,000.00	2,670,719.80	100.403000	2,670,719.80	0.00	.247	.249
3733845L6	GEORGIA STATE	07/01/2020	3.000	1.370	6,825,000.00	7,254,770.25	106.297000	7,254,770.25	0.00	.413	.416
419792NF9	HAWAII STATE	10/01/2020	1.370	1.319	2,250,000.00	2,254,320.00	100.192000	2,254,320.00	0.00	.659	.668
13063DAC2	STATE OF CALIFORNIA	04/01/2021	2.625	2.011	14,400,000.00	14,688,720.00	102.005000	14,688,720.00	0.00	1.136	1.167
76222RWT5	RHODE ISLAND ST & PROV PLANT	04/01/2020	2.750	2.451	3,065,000.00	3,082,378.55	100.567000	3,082,378.55	0.00	.165	.167
76222RWU2	RHODE ISLAND ST & PROV PLANT	04/01/2021	2.750	2.551	3,150,000.00	3,167,766.00	100.564000	3,167,766.00	0.00	1.132	1.167
13063DGA0	STATE OF CALIFORNIA	04/01/2021	2.800	2.799	16,000,000.00	16,000,640.00	100.004000	16,000,640.00	0.00	1.130	1.167
13063DAC2	STATE OF CALIFORNIA	04/01/2021	2.625	2.850	1,795,000.00	1,784,301.80	99.404000	1,784,301.80	0.00	1.131	1.167
13063DAD0	STATE OF CALIFORNIA	04/01/2022	2.367	2.960	1,500,000.00	1,468,800.00	97.920000	1,468,800.00	0.00	2.078	2.167
544351MM8	CITY OF LOS ANGELES	09/01/2021	4.000	2.919	8,915,000.00	9,200,993.20	103.208000	9,200,993.20	0.00	1.504	1.586
13063DAD0	STATE OF CALIFORNIA	04/01/2022	2.367	3.120	17,695,000.00	17,256,340.95	97.521000	17,256,340.95	0.00	2.076	2.167
13063DAD0	STATE OF CALIFORNIA	04/01/2022	2.367	3.290	25,000,000.00	24,275,250.00	97.101000	24,275,250.00	0.00	2.074	2.167
13063DGA0	STATE OF CALIFORNIA	04/01/2021	2.800	2.680	10,825,000.00	10,852,170.75	100.251000	10,852,170.75	0.00	1.131	1.167
419792YK6	STATE OF HAWAII	01/01/2021	3.250	2.733	12,745,000.00	12,864,165.75	100.935000	12,864,165.75	0.00	.896	.921
419792YL4	STATE OF HAWAII	01/01/2022	2.770	2.770	3,500,000.00	3,500,000.00	100.000000	3,500,000.00	0.00	1.850	1.921
13063CSQ4	STATE OF CALIFORNIA	04/01/2020	1.800	2.501	14,830,000.00	14,729,897.50	99.325000	14,729,897.50	0.00	.165	.167
368079HQ5	GAVILAN CMNTY CLG GO	08/01/2020	2.470	2.470	1,650,000.00	1,650,000.00	100.000000	1,650,000.00	0.00	.491	.501
365298X94	GARDEN GROVE USD	08/01/2020	1.875	1.875	1,000,000.00	1,000,000.00	100.000000	1,000,000.00	0.00	.495	.501
835569GM0	SONOMA CO JUNIOR GO	08/01/2020	1.837	1.837	700,000.00	700,000.00	100.000000	700,000.00	0.00	.496	.501
			2.581	**2.628**	**153,560,000.00**	**153,456,234.55**	**99.932427**	**153,456,234.55**	**0.00**	**1.201**	**1.247**
3020: COMMERCIAL PAPER											
03785DBA3	APPLE	02/10/2020	1.780	1.791	25,000,000.00	24,844,250.00	99.960250	24,990,062.50	145,812.50	.027	.027
03785DBA3	APPLE	02/10/2020	1.760	1.771	25,000,000.00	24,847,222.22	99.960250	24,990,062.50	142,840.28	.027	.027
63763PBS7	NATL SEC CLEARING CORP	02/26/2020	1.800	1.812	25,000,000.00	24,833,750.00	99.889583	24,972,395.83	138,645.83	.070	.071
30229ABM0	EXXON MOBIL	02/21/2020	1.810	1.821	50,000,000.00	49,698,333.33	99.911667	49,955,833.33	257,500.00	.056	.058
30229AB32	EXXON MOBIL	02/03/2020	1.800	1.809	10,000,000.00	9,949,000.00	99.991167	9,999,116.67	50,116.67	.008	.008
03785DB62	APPLE	02/06/2020	1.750	1.759	10,000,000.00	9,948,958.33	99.977917	9,997,791.67	48,833.34	.016	.016
30229AC56	EXXON MOBIL	03/05/2020	1.690	1.700	22,000,000.00	21,876,066.67	99.854250	21,967,935.00	91,868.33	.092	.093
30229AC56	EXXON MOBIL	03/05/2020	1.690	1.699	20,000,000.00	19,888,272.22	99.854250	19,970,850.00	82,577.78	.092	.093
16677JE77	CHEVRON	05/07/2020	1.650	1.664	94,000,000.00	93,220,191.67	99.560000	93,586,400.00	366,208.33	.261	.266
03785DBC9	APPLE	02/12/2020	1.610	1.616	40,000,000.00	39,847,944.44	99.951417	39,980,566.67	132,622.23	.032	.033
16677JBE5	CHEVRON	02/14/2020	1.590	1.596	34,000,000.00	33,870,856.67	99.942583	33,980,478.33	109,621.66	.038	.038
63763PEL9	NATL SEC CLEARING CORP	05/20/2020	1.750	1.766	35,000,000.00	34,690,347.22	99.500417	34,825,145.83	134,798.61	.296	.301
89233GEJ1	TOYOTA MOTOR CORP	05/18/2020	1.830	1.847	50,000,000.00	49,545,041.67	99.509583	49,754,791.67	209,750.00	.290	.296
63763PBQ1	NATL SEC CLEARING CORP	02/24/2020	1.750	1.758	20,000,000.00	19,912,500.00	99.898417	19,979,683.33	67,183.33	.065	.066
63763PCB3	NATL SEC CLEARING CORP	03/11/2020	1.750	1.758	25,000,000.00	24,879,687.50	99.827750	24,956,937.50	77,250.00	.108	.110
89233GE69	TOYOTA MOTOR CORP	05/06/2020	1.860	1.875	50,000,000.00	49,599,583.33	99.564583	49,782,291.67	182,708.34	.258	.263
03785DC61	APPLE	03/06/2020	1.620	1.627	20,000,000.00	19,916,300.00	99.849833	19,969,966.67	53,666.67	.094	.096
63763PEF2	NATL SEC CLEARING CORP	05/15/2020	1.800	1.814	20,000,000.00	19,842,000.00	99.523333	19,904,666.67	62,666.67	.282	.288
03785DC61	APPLE	03/06/2020	1.620	1.626	25,000,000.00	24,901,000.00	99.849833	24,962,458.33	61,458.33	.094	.096
63763PCW7	NATL SEC CLEARING CORP	03/30/2020	1.770	1.780	19,287,000.00	19,182,689.48	99.743833	19,237,593.14	54,903.66	.159	.162
89233GFC5	TOYOTA MOTOR CORP	06/12/2020	1.860	1.877	20,000,000.00	19,816,066.67	99.387667	19,877,533.33	61,466.66	.357	.364
16677JEJ1	CHEVRON CORP	05/18/2020	1.700	1.712	20,000,000.00	19,856,444.44	99.509583	19,901,916.67	45,472.23	.291	.296
04249KBJ6	ARMY AIR FORCE EXCHANGE	02/18/2020	1.700	1.705	25,000,000.00	24,929,166.67	99.924917	24,981,229.17	52,062.50	.048	.049
63763PBA6	NATL SEC CLEARING CORP	02/10/2020	1.860	1.865	3,360,000.00	3,351,667.20	99.960250	3,358,664.40	6,997.20	.027	.027
03785DE44	APPLE	05/04/2020	1.630	1.639	10,000,000.00	9,944,308.33	99.573750	9,957,375.00	13,066.67	.253	.258
16677JCX2	CHEVRON CORP	03/31/2020	1.600	1.606	24,350,000.00	24,254,764.44	99.739417	24,286,547.96	31,783.52	.162	.164
16677JB47	CHEVRON CORP	02/04/2020	1.580	1.582	15,000,000.00	14,980,908.33	99.986750	14,998,012.50	17,104.17	.011	.011
16677JBS4	CHEVRON CORP	02/26/2020	1.570	1.573	20,000,000.00	19,957,261.11	99.889583	19,977,916.67	20,655.56	.070	.071
63763PEJ4	NATL SEC CLEARING CORP	05/18/2020	1.680	1.690	28,000,000.00	27,830,133.33	99.509583	27,862,683.33	32,550.00	.291	.296
03785DE69	APPLE	05/06/2020	1.620	1.629	50,000,000.00	49,736,750.00	99.564583	49,782,291.67	45,541.67	.259	.263
63763PE88	NATL SEC CLEARING CORP	05/08/2020	1.670	1.679	25,000,000.00	24,865,472.22	99.555417	24,888,854.17	23,381.95	.264	.268
30229ABS7	EXXON MOBIL	02/26/2020	1.550	1.553	35,000,000.00	34,935,201.39	99.889583	34,961,354.17	26,152.78	.070	.071
63763PDP1	NATL SEC CLEARING CORP	04/23/2020	1.670	1.678	20,000,000.00	19,907,222.22	99.637833	19,927,566.67	20,344.45	.223	.227
63763PE62	NATL SEC CLEARING CORP	05/06/2020	1.670	1.679	50,000,000.00	49,740,222.22	99.564583	49,782,291.67	42,069.45	.258	.263

CUSIP	Description	Maturity Date	Coupon	Yield To Mat	Par Value	Book Value	Market Price	Market Value	Unrealized Gain/Loss	Modified Duration	Years To Maturity
19121ABR1	COCA-COLA CO	02/25/2020	1.540	1.543	25,000,000.00	24,956,152.78	99.894000	24,973,500.00	17,347.22	.067	.068
19121ABR1	COCA-COLA CO	02/25/2020	1.540	1.543	25,000,000.00	24,957,222.22	99.894000	24,973,500.00	16,277.78	.067	.068
63763PEF2	NATL SEC CLEARING CORP	05/15/2020	1.670	1.679	30,000,000.00	29,833,000.00	99.523333	29,857,000.00	24,000.00	.283	.288
30229AEE5	EXXON MOBIL	05/14/2020	1.590	1.598	100,000,000.00	99,509,750.00	99.527917	99,527,916.67	18,166.67	.280	.285
03785DJ98	APPLE	09/09/2020	1.630	1.647	50,000,000.00	49,481,569.44	98.962528	49,481,263.89	-305.55	.598	.608
03948GB51	ARCHER DANIELS MIDLAND	02/05/2020	1.540	1.541	70,000,000.00	69,976,044.44	99.982333	69,987,633.33	11,588.89	.013	.014
16677JBB1	CHEVRON CORP	02/11/2020	1.550	1.551	25,500,000.00	25,486,825.00	99.955833	25,488,737.50	1,912.50	.030	.030
			1.672	**1.681**	**1,290,497,000.00**	**1,283,600,147.20**	**99.697932**	**1,286,598,816.08**	**2,998,668.88**	**.180**	**.183**
3130: CORP-Fxd-S 30/360											
594918BV5	MICROSOFT CORP	02/06/2020	1.850	2.273	6,350,000.00	6,297,739.50	99.998000	6,349,873.00	52,133.50	.016	.016
594918BV5	MICROSOFT CORP	02/06/2020	1.850	2.277	6,000,000.00	5,951,100.00	99.998000	5,999,880.00	48,780.00	.016	.016
594918BG8	MICROSOFT CORP	11/03/2020	2.000	2.543	25,000,000.00	24,649,750.00	100.253000	25,063,250.00	413,500.00	.741	.759
594918BV5	MICROSOFT CORP	02/06/2020	1.850	2.354	3,000,000.00	2,971,440.00	99.998000	2,999,940.00	28,500.00	.016	.016
594918BV5	MICROSOFT CORP	02/06/2020	1.850	2.373	4,097,000.00	4,057,013.28	99.998000	4,096,918.06	39,904.78	.016	.016
594918BV5	MICROSOFT CORP	02/06/2020	1.850	2.388	8,000,000.00	7,920,160.00	99.998000	7,999,840.00	79,680.00	.016	.016
594918BV5	MICROSOFT CORP	02/06/2020	1.850	2.414	16,000,000.00	15,832,480.00	99.998000	15,999,680.00	167,200.00	.016	.016
478160BS2	JOHNSON & JOHNSON	03/01/2021	1.650	2.646	12,000,000.00	11,663,160.00	100.188000	12,022,560.00	359,400.00	1.057	1.082
594918BV5	MICROSOFT CORP	02/06/2020	1.850	2.469	10,000,000.00	9,887,000.00	99.998000	9,999,800.00	112,800.00	.016	.016
478160BS2	JOHNSON & JOHNSON	03/01/2021	1.650	2.625	12,969,000.00	12,617,410.41	100.188000	12,993,381.72	375,971.31	1.057	1.082
478160BS2	JOHNSON & JOHNSON	03/01/2021	1.650	3.149	10,295,000.00	9,955,059.10	100.188000	10,314,354.60	359,295.50	1.054	1.082
594918BG8	MICROSOFT CORP	11/03/2020	2.000	2.912	10,100,000.00	9,929,411.00	100.253000	10,125,553.00	196,142.00	.740	.759
053015AD5	AUTOMATIC DATA PROCESSING	09/15/2020	2.250	1.812	13,976,000.00	14,021,841.28	100.313000	14,019,744.88	-2,096.40	.611	.625
			1.878	**2.495**	**137,787,000.00**	**135,753,564.57**	**100.143537**	**137,984,775.26**	**2,231,210.69**	**.528**	**.540**
4500: NCD-Mat A/360											
06052TH52	BANK OF AMERICA	05/20/2020	1.840	1.840	50,000,000.00	50,000,000.00	100.000000	50,000,000.00	0.00	.296	.301
89114NBE4	TORONTO DOMINION	02/25/2020	1.830	1.830	50,000,000.00	50,000,000.00	100.000000	50,000,000.00	0.00	.067	.068
90333VW55	US BANK	05/22/2020	1.760	1.760	50,000,000.00	50,000,000.00	100.000000	50,000,000.00	0.00	.301	.307
89114NBH7	TORONTO DOMINION	05/22/2020	1.820	1.820	50,000,000.00	50,000,000.00	100.000000	50,000,000.00	0.00	.301	.307
90333VX21	US BANK	06/03/2020	1.750	1.750	50,000,000.00	50,000,000.00	100.000000	50,000,000.00	0.00	.334	.340
90333VX39	US BANK NA	03/04/2020	1.730	1.730	28,000,000.00	28,000,000.00	100.000000	28,000,000.00	0.00	.089	.090
89114NCM5	TORONTO DOMINION	03/05/2020	1.840	1.840	20,000,000.00	20,000,000.00	100.000000	20,000,000.00	0.00	.091	.093
89114NDM4	TORONTO DOMINION	06/12/2020	1.850	1.850	20,000,000.00	20,000,000.00	100.000000	20,000,000.00	0.00	.358	.364
90333VX88	US BANK NA	05/14/2020	1.780	1.780	20,000,000.00	20,000,000.00	100.000000	20,000,000.00	0.00	.280	.285
06052TH78	BANK OF AMERICA	07/01/2020	1.850	1.850	50,000,000.00	50,000,000.00	100.000000	50,000,000.00	0.00	.409	.416
89114NFL4	TORONTO DOMINION	07/13/2020	1.760	1.760	45,000,000.00	45,000,000.00	100.000000	45,000,000.00	0.00	.441	.449
89114NFM2	TORONTO DOMINION	03/11/2020	1.720	1.720	45,000,000.00	45,000,000.00	100.000000	45,000,000.00	0.00	.108	.110
90333VZ52	US BANK NA	03/25/2020	1.650	1.650	35,000,000.00	35,000,000.00	100.000000	35,000,000.00	0.00	.145	.148
90333VW97	US BANK NA	03/03/2020	1.730	1.730	50,000,000.00	50,000,000.00	100.000000	50,000,000.00	0.00	.086	.088
			1.778	**1.778**	**563,000,000.00**	**563,000,000.00**	**100.000000**	**563,000,000.00**	**0.00**	**.243**	**.247**
	Total Fund		**1.818**	**1.822**	**7,648,210,994.62**	**7,633,961,510.96**	**100.072311**	**7,653,741,469.47**	**19,779,958.51**	**1.019**	**1.058**

The Mission Inn, Downtown Riverside. Digital Image. *The Mission Inn*. http://www.missioninn.com/about-en.html.

COUNTY OF RIVERSIDE
TREASURER-TAX COLLECTOR
CAPITAL MARKETS

COUNTY ADMINISTRATIVE CENTER
4080 LEMON STREET,
4TH FLOOR,
RIVERSIDE, CA 92502-2205

WWW.COUNTYTREASURER.ORG