

SUBMITTAL TO THE BOARD OF SUPERVISORS
COUNTY OF RIVERSIDE, STATE OF CALIFORNIA



ITEM: 19.18
(ID # 11716)

MEETING DATE:
Tuesday, April 07, 2020

FROM : EXECUTIVE OFFICE:

SUBJECT: EXECUTIVE OFFICE: Public Hearing for the Riverside County Annual Mitigation Fee Report for Fiscal Year 2018-2019; All Districts [\$0]

RECOMMENDED MOTION: That the Board of Supervisors:

1. Hold a public hearing on April 07, 2020 to receive public comments for the Riverside County Annual Mitigation Fee Report FY 2018-2019; and
2. At the close of the public hearing, receive and file the Riverside County Annual Mitigation Fee Report FY 2018-2019.

ACTION: Consent

Frankie Z. Ezzat
Frankie Z. Ezzat, Chief Deputy County Executive Officer

4/2/2020

MINUTES OF THE BOARD OF SUPERVISORS

Frankie Z. Ezzat
On motion of Supervisor Spiegel, seconded by Supervisor Hewitt and duly carried by unanimous vote, IT WAS ORDERED that the above matter is approved as recommended.

Ayes: Jeffries, Spiegel, Washington, Perez and Hewitt
Nays: None
Absent: None
Date: April 7, 2020
xc: EO

Kecia R. Harper
Clerk of the Board

By: *[Signature]*
Deputy

**SUBMITTAL TO THE BOARD OF SUPERVISORS COUNTY OF RIVERSIDE,
STATE OF CALIFORNIA**

FINANCIAL DATA	Current Fiscal Year:	Next Fiscal Year:	Total Cost:	Ongoing Cost
COST	\$	\$	\$	\$
NET COUNTY COST	\$	\$	\$	\$
SOURCE OF FUNDS: N/A			Budget Adjustment:	No
			For Fiscal Year:	2018-2019

C.E.O. RECOMMENDATION: Approve

BACKGROUND:

Summary

On January 28, 2020, the Board of Supervisors set a public hearing for April 7, 2020 to receive public comments on the Annual Mitigation Fee Report for FY2018-2019, which is required pursuant to the statutory requirements of California Government Code 66006(b)(1). The code requires all local agencies having established mitigation fees to prepare an annual report summarizing development mitigation account and funding information. Section 66006(b)(2) requires that the local agency review the information at its next regularly scheduled meeting not less than fifteen days after the report is made available to the public.

This report includes all the fiscal activity, such as expenditures, receipts and refunds that occurred during the 2018-2019 fiscal year for all mitigation fee programs established under the fiscal control of the County of Riverside. There are three (3) active fee programs that currently charge fees to new development. Four (4) fee programs no longer collect fees because they were superseded by other programs; however, they are required to report on all fiscal activity on the use of remaining fund balances pursuant to the Government Code.

Active County Fee Programs

- Development Impact Fees
- Developer Agreement Fees
- Transportation Department Mitigation Fees (Roads Bridges Benefit District or RBBD Fees)

County Fee Programs No Longer Charging Fees

- Development Mitigation (DM) Fees – superseded by Development Impact Fees
- Fire Mitigation Fees – superseded by Development Impact Fees
- Transportation Department Traffic Signal Mitigation Fees – superseded by Development Impact Fees

The public hearing on the Development Impact Fees based on the 2020 Nexus Study was held on November 25, 2014 (Item 9-1). At the conclusion of public testimony, the Board of Supervisors closed the public hearing and directed staff to make changes to Ordinance No. 659.13 to include a fee adjustment and an implementation schedule for the fees derived in the 2020 Nexus Study.

**SUBMITTAL TO THE BOARD OF SUPERVISORS COUNTY OF RIVERSIDE,
STATE OF CALIFORNIA**

On January 13, 2015, (Item 3-16), the Board of Supervisors adopted Ordinance No. 659.13, which became effective sixty (60) days after adoption. The adopted fees have been implemented over a 24-month period, starting on March 15, 2015, with four (4) incremental increases every six (6) months. The date of the full fee Implementation was September 2016. Fee revenue is to be used towards facilities and open space identified on the Public Facilities Needs List to the year 2020.

Impact on Residents and Businesses

This report is for fiscal activity only. There is no impact on citizens or businesses.

Attachments:

Riverside County Annual Mitigation Fee Report FY 2018-2019
Desert Valley Builders Association (DVBA) Response Letter



Gregory L. Priamos, Director County Counsel 4/2/2020



OFFICE OF
CLERK OF THE BOARD OF SUPERVISORS
1ST FLOOR, COUNTY ADMINISTRATIVE CENTER
P.O. BOX 1147, 4080 LEMON STREET
RIVERSIDE, CA 92502-1147
PHONE: (951) 955-1060
FAX: (951) 955-1071

KECIA R. HARPER
Clerk of the Board of Supervisors

KIMBERLY A. RECTOR
Assistant Clerk of the Board

March 19, 2020

PRESS ENTERPRISE
ATTN: LEGALS
P.O. BOX 792
RIVERSIDE, CA 92501

TEL : (951) 368-9222
E-MAIL: legals@pe.com

RE: NOTICE OF PUBLIC HEARING: 2018-2019 Annual Mitigation Fee Report

To Whom It May Concern:

Attached is a copy for publication in your newspaper for **one (1) time on Friday, March 27, 2020.**

We require your affidavit of publication immediately upon completion of the last publication.

Your invoice must be submitted to this office, WITH TWO CLIPPINGS OF THE PUBLICATION.

NOTE: PLEASE COMPOSE THIS PUBLICATION INTO A SINGLE COLUMN FORMAT.

Thank you in advance for your assistance and expertise.

Sincerely,

Karen Barton

Deputy Clerk of the Board to:
KECIA R. HARPER, CLERK OF THE BOARD



OFFICE OF
CLERK OF THE BOARD OF SUPERVISORS
1ST FLOOR, COUNTY ADMINISTRATIVE CENTER
P.O. BOX 1147, 4080 LEMON STREET
RIVERSIDE, CA 92502-1147
PHONE: (951) 955-1060
FAX: (951) 955-1071

KECIA R. HARPER
Clerk of the Board of Supervisors

KIMBERLY A. RECTOR
Assistant Clerk of the Board

March 19, 2020

THE DESERT SUN
ATTN: LEGALS
P.O. BOX 2734
PALM SPRINGS, CA 92263

TEL : (760) 778-4578
E-MAIL: legals@thedesertsun.com

RE: NOTICE OF PUBLIC HEARING: 2018-2019 Annual Mitigation Fee Report

To Whom It May Concern:

Attached is a copy for publication in your newspaper for **one (1) time on Friday, March 27, 2020.**

We require your affidavit of publication immediately upon completion of the last publication.

Your invoice must be submitted to this office, WITH TWO CLIPPINGS OF THE PUBLICATION.

NOTE: PLEASE COMPOSE THIS PUBLICATION INTO A SINGLE COLUMN FORMAT.

Thank you in advance for your assistance and expertise.

Sincerely,

Karen Barton

Deputy Clerk of the Board to:
KECIA R. HARPER, CLERK OF THE BOARD

NOTICE OF PUBLIC HEARING BEFORE THE BOARD OF SUPERVISORS OF RIVERSIDE COUNTY

NOTICE IS HEREBY GIVEN that a public hearing at which all interested persons will be heard, will be held before the Board of Supervisors of Riverside County, California, on the 1st Floor Board Chambers, County Administrative Center, 4080 Lemon Street, Riverside, on **Tuesday, April 7, 2020, at 9:30 a.m.** or as soon as possible thereafter, to receive public comment on the Annual Mitigation Fee Report for Fiscal Year 2018-19, pursuant to California Government Code 66006(b)(2). California Government Code 66006(b)(1), amendment effective January 1, 1997, requires all local agencies having established mitigation fees to prepare an annual report summarizing development mitigation account and funding information. There are three (3) active fee programs that currently charge fees to new development. Four (4) fee programs no longer collect fees because they were superseded by other programs. The Annual Mitigation Fee Report contains information on the following fees:

Active County Fee Programs

Development Impact Fees

Developer Agreement Fees

Transportation Department Mitigation Fees (Roads Bridges Benefit District or RBBB Fees)

County Fee Programs No Longer Charging Fees

Development Mitigation (DM) Fees – superseded by Development Impact Fees

Fire Mitigation Fees – superseded by Development Impact Fees

Transportation Department Traffic Signal Mitigation Fees – superseded by Development Impact Fees

The proposed report may be viewed from the date of this notice until the public hearing, Monday through Friday, from 8:00 a.m. to 5:00 p.m. at the Clerk of the Board of Supervisors at 4080 Lemon Street, 1st Floor, Riverside, California 92501.

Any person wishing to testify in support of or in opposition may do so in writing between the date of this notice and the public hearing, or may appear and be heard at the time and place noted above. All written comments received prior to the public hearing will be submitted to the Board of Supervisors and the Board of Supervisors will consider such comments, in addition to any oral testimony, before making a decision on the proposed Annual Mitigation Fee Report.

Alternative formats available upon request to individuals with disabilities. If you require reasonable accommodation, please contact Clerk of the Board at (951) 955-1063, at least 72 hours prior to hearing.

Please send all written correspondence to: Clerk of the Board, 4080 Lemon Street, 1st Floor, Post Office Box 1147, Riverside, CA 92502-1147 or email cob@rivco.org

*****Please note the public hearing was originally set and published for March 24, 2020 and has now been moved to a new date due to the Board of Supervisors going dark on the original hearing date.***

Dated: March 19, 2020

Kecia R. Harper, Clerk of the Board

By: Karen Barton, Deputy Clerk of the Board



CALL (951) 368-9222
EMAIL legals@pe.com

THE PRESS-ENTERPRISE

DATE	ORDER NUMBER	PONumber	PRODUCT	SIZE	Amount
3/27/20	0011375383		PE Riverside	4 x 81 Li	421.20

Invoice text: Annual Mitigation Fee Report re-advertisement

*Executive Office
4/7/2020 19.18*

Placed by: Karen Lynn Barton

Legal Advertising Memo Invoice

BALANCE DUE
421.20

SALES/CONTACT INFORMATION		ADVERTISER INFORMATION			
NAME	PHONE	BILLING DATE	BILLED ACCOUNT NUMBER	ADVERTISER/CLIENT NUMBER	ADVERTISER/CLIENT NAME
Nick Eller	951-368-9229	03/27/2020	5209148	5209148	BOARD OF SUPERVISORS



THE PRESS-ENTERPRISE

Legal Advertising Memo Invoice

PLEASE DETACH AND RETURN THIS PORTION WITH YOUR REMITTANCE

ADVERTISER/CLIENT NAME		
BOARD OF SUPERVISORS		
BILLING DATE	BILLED ACCOUNT NUMBER	ADVERTISER/CLIENT NUMBER
03/27/2020	5209148	5209148
BALANCE DUE	ORDER NUMBER	TERMS OF PAYMENT
421.20	0011375383	DUE UPON RECEIPT

BILLING ACCOUNT NAME AND ADDRESS

REMITTANCE ADDRESS

BOARD OF SUPERVISORS
COUNTY OF RIVERSIDE
'PO BOX 1147'
RIVERSIDE, CA 92502

CALIFORNIA NEWSPAPER PARTNERSHIP
dba The Press-Enterprise
PO Box 65210
Colorado Springs, CO 80962-5210

THE PRESS-ENTERPRISE

1825 Chicago Ave, Suite 100
Riverside, CA 92507
951-684-1200
951-368-9018 FAX

**PROOF OF PUBLICATION
(2010, 2015.5 C.C.P)**

Publication(s): The Press-Enterprise

PROOF OF PUBLICATION OF

Ad Desc.: Annual Mitigation Fee Report re-advertisement /

I am a citizen of the United States. I am over the age of eighteen years and not a party to or interested in the above entitled matter. I am an authorized representative of THE PRESS-ENTERPRISE, a newspaper in general circulation, printed and published daily in the County of Riverside, and which newspaper has been adjudicated a newspaper of general circulation by the Superior Court of the County of Riverside, State of California, under date of April 25, 1952, Case Number 54446, under date of March 29, 1957, Case Number 65673, under date of August 25, 1995, Case Number 267864, and under date of September 16, 2013, Case Number RIC 1309013; that the notice, of which the annexed is a printed copy, has been published in said newspaper in accordance with the instructions of the person(s) requesting publication, and not in any supplement thereof on the following dates, to wit:

03/27/2020

I certify (or declare) under penalty of perjury that the foregoing is true and correct.

Date: March 27, 2020
At: Riverside, California



Legal Advertising Representative, The Press-Enterprise

BOARD OF SUPERVISORS
COUNTY OF RIVERSIDE
PO BOX 1147
RIVERSIDE, CA 92502

Ad Number: 0011375383-01

P.O. Number:

Ad Copy:

NOTICE OF PUBLIC HEARING BEFORE THE BOARD OF SUPERVISORS OF RIVERSIDE COUNTY

NOTICE IS HEREBY GIVEN that a public hearing at which all interested persons will be heard, will be held before the Board of Supervisors of Riverside County, California, on the 1st Floor Board Chambers, County Administrative Center, 4080 Lemon Street, Riverside, on **Tuesday, April 7, 2020, at 9:30 a.m.** or as soon as possible thereafter, to receive public comment on the Annual Mitigation Fee Report for Fiscal Year 2018-19, pursuant to California Government Code 66006(b)(2). California Government Code 66006(b)(1), amendment effective January 1, 1997, requires all local agencies having established mitigation fees to prepare an annual report summarizing development mitigation account and funding information. There are three (3) active fee programs that currently charge fees to new development. Four (4) fee programs no longer collect fees because they were superseded by other programs. The Annual Mitigation Fee Report contains information on the following fees:

Active County Fee Programs
Development Impact Fees
Developer Agreement Fees
Transportation Department Mitigation Fees (Roads Bridges Benefit District or RBBF Fees)

County Fee Programs No Longer Charging Fees
Development Mitigation (DM) Fees - superseded by Development Impact Fees
Fire Mitigation Fees - superseded by Development Impact Fees
Transportation Department Traffic Signal Mitigation Fees - superseded by Development Impact Fees

The proposed report may be viewed from the date of this notice until the public hearing, Monday through Friday, from 8:00 a.m. to 5:00 p.m. at the Clerk of the Board of Supervisors at 4080 Lemon Street, 1st Floor, Riverside, California 92501.

Any person wishing to testify in support of or in opposition may do so in writing between the date of this notice and the public hearing, or may appear and be heard at the time and place noted above. All written comments received prior to the public hearing will be submitted to the Board of Supervisors and the Board of Supervisors will consider such comments, in addition to any oral testimony, before making a decision on the proposed Annual Mitigation Fee Report.

Alternative formats available upon request to individuals with disabilities. If you require reasonable accommodation, please contact Clerk of the Board at (951) 955-1063, at least 72 hours prior to hearing.

Please send all written correspondence to: Clerk of the Board, 4080 Lemon Street, 1st Floor, Post Office Box 1147, Riverside, CA 92502-1147 or email cob@rivco.org

****Please note the public hearing was originally set and published for March 24, 2020 and has now been moved to a new date due to the Board of Supervisors going dark on the original hearing date.**

Dated: March 19, 2020 Kecia R. Harper, Clerk of the Board
By: Karen Barton, Deputy Clerk of the Board

3/27



2020 APR 6 11:19
PROOF OF PUBLICATION

STATE OF CALIFORNIA SS.
COUNTY OF RIVERSIDE

RIVERSIDE COUNTY-BOARD OF SUP.
4080 LEMON ST


RIVERSIDE CA 92501

I am over the age of 18 years old, a citizen of the United States and not a party to, or have interest in this matter. I hereby certify that the attached advertisement appeared in said newspaper (set in type not smaller than non pariel) in each and entire issue of said newspaper and not in any supplement thereof on the following dates, to wit:

03/27/2020

I acknowledge that I am a principal clerk of the printer of The Desert Sun, printed and published weekly in the City of Palm Springs, County of Riverside, State of California. The Desert Sun was adjudicated a Newspaper of general circulation on March 24, 1988 by the Superior Court of the County of Riverside, State of California Case No. 191236.

I certify under penalty of perjury, under the laws of the State of California, that the foregoing is true and correct.. Executed on this 27th of March 2020 in Green Bay, WI, County of Brown.


DECLARANT

Ad# 0004122521
P O : 2018-2019 Annual Mitigation Fee Report
This is not an invoice
of Affidavits: 1

E.O.

4/7/2020 19.18

NOTICE OF PUBLIC HEARING BEFORE THE BOARD OF SUPERVISORS OF RIVERSIDE COUNTY

NOTICE IS HEREBY GIVEN that a public hearing at which all interested persons will be heard, will be held before the Board of Supervisors of Riverside County, California, on the 1st Floor Board Chambers, County Administrative Center, 4080 Lemon Street, Riverside, on Tuesday, April 7, 2020, at 9:30 a.m. or as soon as possible thereafter, to receive public comment on the Annual Mitigation Fee Report for Fiscal Year 2018-19, pursuant to California Government Code 66006(b)(2). California Government Code 66006(b)(1), amendment effective January 1, 1997, requires all local agencies having established mitigation fees to prepare an annual report summarizing development mitigation account and funding information. There are three (3) active fee programs that currently charge fees to new development. Four (4) fee programs no longer collect fees because they were superseded by other programs. The Annual Mitigation Fee Report contains information on the following fees:

Active County Fee Programs
Development Impact Fees
Developer Agreement Fees
Transportation Department Mitigation Fees (Roads Bridges Benefit District or RBBF Fees)

County Fee Programs No Longer Charging Fees
Development Mitigation (DM) Fees – superseded by Development Impact Fees
Fire Mitigation Fees – superseded by Development Impact Fees
Transportation Department Traffic Signal Mitigation Fees – superseded by Development Impact Fees

The proposed report may be viewed from the date of this notice until the public hearing, Monday through Friday, from 8:00 a.m. to 5:00 p.m. at the Clerk of the Board of Supervisors at 4080 Lemon Street, 1st Floor, Riverside, California 92501.

Any person wishing to testify in support of or in opposition may do so in writing between the date of this notice and the public hearing, or may appear and be heard at the time and place noted above. All written comments received prior to the public hearing will be submitted to the Board of Supervisors and the Board of Supervisors will consider such comments, in addition to any oral testimony, before making a decision on the proposed Annual Mitigation Fee Report.

NOTICE OF PUBLIC HEARING BEFORE THE BOARD OF SUPERVISORS OF RIVERSIDE COUNTY

NOTICE IS HEREBY GIVEN that a public hearing at which all interested persons will be heard, will be held before the Board of Supervisors of Riverside County, California, on the 1st Floor Board Chambers, County Administrative Center, 4080 Lemon Street, Riverside, on Tuesday, April 7, 2020, at 9:30 a.m. or as soon as possible thereafter, to receive public comment on the Annual Mitigation Fee Report for Fiscal Year 2018-19, pursuant to California Government Code 66006(b)(2). California Government Code 66006(b)(1), amendment effective January 1, 1997, requires all local agencies having established mitigation fees to prepare an annual report summarizing development mitigation account and funding information. There are three (3) active fee programs that currently charge fees to new development. Four (4) fee programs no longer collect fees because they were superseded by other programs. The Annual Mitigation Fee Report contains information on the following fees:

Active County Fee Programs
Development Impact Fees
Developer Agreement Fees
Transportation Department Mitigation Fees (Roads Bridges Benefit District or RBBF Fees)

County Fee Programs No Longer Charging Fees
Development Mitigation (DM) Fees – superseded by Development Impact Fees
Fire Mitigation Fees – superseded by Development Impact Fees
Transportation Department Traffic Signal Mitigation Fees – superseded by Development Impact Fees

The proposed report may be viewed from the date of this notice until the public hearing, Monday through Friday, from 8:00 a.m. to 5:00 p.m. at the Clerk of the Board of Supervisors at 4080 Lemon Street, 1st Floor, Riverside, California 92501.

Any person wishing to testify in support of or in opposition may do so in writing between the date of this notice and the public hearing, or may appear and be heard at the time and place noted above. All written comments received prior to the public hearing will be submitted to the Board of Supervisors and the Board of Supervisors will consider such comments, in addition to any oral testimony, before making a decision on the proposed Annual Mitigation Fee Report.

Alternative formats available upon request to individuals with disabilities. If you require reasonable accommodation, please contact Clerk of the Board at (951) 955-1063, at least 72 hours prior to hearing.

Please send all written correspondence to: Clerk of the Board, 4080 Lemon Street, 1st Floor, Post Office Box 1147, Riverside, CA 92502-1147 or email cob@rivco.org

****Please note the public hearing was originally set and published for March 24, 2020 and has now been moved to a new date due to the Board of Supervisors going dark on the original hearing date.**

Dated: March 19, 2020
Kecia R. Harper, Clerk of the Board
By: Karen Barton, Deputy Clerk of the Board
Pub: 3/27/2020

**COUNTY OF RIVERSIDE
ANNUAL MITIGATION FEE REPORT
FISCAL YEAR 2018-2019**

SUBMITTED BY THE COUNTY EXECUTIVE OFFICE

For more information, please call
Imelda Delos Santos, Principal Management Analyst, at (951) 955-1110



ATTACHMENTS:

ATTACHMENT A – Annual Report on Development Mitigation Fees (FY2018/2019)

ATTACHMENT B – Annual Report on Development Impact Fees (FY2018/2019)

ATTACHMENT C – Annual Report on Interim Open Space Mitigation Fees
(FY2018/2019)

ATTACHMENT D – Annual Report on Developer Agreement Fees (FY2018/2019)

ATTACHMENT E – Annual Report on Transportation Department Mitigation Fees Road
and Bridge Benefit District (RBBD) (FY2018/2019)

ATTACHMENT F – Annual Report on Traffic Signal Mitigation Fees
(FY2018/2019)

ATTACHMENT G – Annual Report on Fire Department Mitigation Fees (FY2018/2019)

ATTACHMENT A

**Annual Report on
DEVELOPMENT MITIGATION FEES (DM)
(Under Ordinance No. 659, as amended
through Ordinance No. 659.5)**



**ANNUAL REPORT ON DEVELOPMENT MITIGATION (DM) FEES
FY 2018/2019**

Brief Description of Fee

In July 1988, the Board of Supervisors adopted Ordinance No, 659 establishing a county-wide (unincorporated area only) development mitigation fee for residential development. The purpose of this development mitigation fee was to finance the construction of county facilities necessary to accommodate future residential growth in the county. Fee revenues were also used for the procurement of parklands and the development of recreational trails. Development mitigation fees were collected under Ordinance No. 659, as amended through Ordinance No. 659.5. Once Ordinance No. 659.6 became effective in November 2001, development mitigation fees were no longer collected and were superseded by development impact fees under Ordinance No. 659.

Amount of the Fee

Development mitigation fees are no longer collected under Ordinance 659.

Detailed Procedures of the Duties and Responsibility of each County Staff Member Necessary to Implement Ordinance 659

Development mitigation fees are no longer collected under Ordinance No. 659, as amended through Ordinance 659.5.

The unspent balance of DM Fees will stay in the fund until an authorization for use of funds is generated through a Board agenda submittal and approved by the County of Riverside Board of Supervisors. Pursuant to Section 5 of the Ordinance, the administration of DM Fees is given to the County Executive Office.

COUNTY OF RIVERSIDE EXECUTIVE OFFICE
 DEVELOPMENT MITIGATION FEES FOR FY 18-19

TABLE NO. 1
 DEVELOPMENT MITIGATION FEES COLLECTED PURSUANT TO ORDINANCE NO. 659, AS AMENDED THROUGH ORDINANCE NO. 659.5

DESCRIPTION FUND NO. FY 18-19 (Project)	FUND NAME (1)	Beginning Balance 07/01/18	Fees Collected FY 18-19	Interest Earned FY 18-19	Refunds FY 18-19	Project Expenditure FY 18-19	Ending Balance 06/30/19
30550	County Development Mitigation-Public Facilities- Supervisory District 4	262,144.94	0.00	5,124.02		0.00	267,268.96
TOTAL		262,144.94	0.00	5,124.02	0.00	0.00	267,268.96

County of Riverside
 Development Mitigation (DM) Fees
 Government Code 66000 Calculation
 FY 2018-2019

Development Mitigation (DM) Fees are no longer collected pursuant to Ordinance No. 659, as amended through Ordinance No. 659.5.

Account Description	Beginning Fund Balance	FY 2018-2019	Ending Fund Balance
Fund 30550	262,144.94		
Revenues & Other Sources			
Developer fees		0.00	
Interest income		5,124.02	
Miscellaneous Revenue			
Total Sources	262,144.94	5,124.02	0.00
Expenditures & Other Uses			
Construction			
Total Uses	0.00	0.00	0.00
Total Available	262,144.94	5,124.02	267,268.96

Capital Improvement Facilities			
Capital Improvement Facilities Actual Expen:	FY 2018-2019	% Complete	% funded with fee
None	none	0%	0%
Total	0		

Anticipated Future Projects	FY 2018-2020	% Complete	% funded with fee
		none	0%
		none	0%
		none	0%
Total Anticipated Future Projects	-		

ATTACHMENT B

Annual Report on
DEVELOPMENT IMPACT FEES (DIF)
(Under Ordinance No. 659.6 as amended
through Ordinance No. 659.7)



**ANNUAL REPORT FOR DEVELOPMENT IMPACT FEES (DIF)
FY 2018/2019**

Brief Description of Fee

The Development Impact Fee (DIF) may be imposed as a condition for approval after an application for a building permit has been received by the Transportation and Land Management Agency (TLMA) for construction within the County of Riverside. Prior to requesting a final inspection, the applicant must submit payment to the TLMA cashier. The final inspection may occur once the DIF has been collected from the permit applicant and any other applicable fees and conditions have been met.

Fees are only charged to and collected from new development in the unincorporated Riverside County, based on projects or facilities in the DIF Capital Improvement Plan. The need for the Facilities is related to new residential, commercial, office, industrial, surface mining and winery development because such new development will bring additional people and other uses into the County this creating an increased demand for Facilities.

On March 25, 2008, the Board of Supervisors authorized the cessation of the collection of 4th District Conservation Land Bank DIF to coincide with the effective date of county Ordinance No. 875, the Coachella Valley Multiple Species Habitat Conservation Plan (CVMSHCP) Mitigation Fee.

On July 14, 2009, the Board of Supervisors authorized the temporary reduction of DIF fees by 50% through Ordinance No. 659.8 commencing on August 20, 2009 and ending on August 20, 2010. This temporary reduction was extended on several occasions and subsequently expired on June 30, 2013. It was most recently extended retroactively from July 1, 2013 to the adoption of the new 2020 Nexus Study.

On January 13, 2015, the County adopted the new DIF Capital Improvement Plan concurrently with the adoption of Riverside County Ordinance No. 659.13 (Item 3-16) establishing a Development Impact Fee Program, which became effective sixty (60) days after adoption.

The public hearing on the new Development Impact Fees based on the 2020 Nexus Study was held on November 25, 2014. At the conclusion of the public testimony, the Board of Supervisors closed the public hearing and directed staff to make further changes to the proposed amendment to Ordinance No. 659, to include a fee adjustment and an implementation schedule for the fees derived in the 2020 Nexus Study. The new fees were implemented over a 24-month period consisting of four incremental increases every six months, beginning with the effective date of the new fees. The date of the full fee implementation was September 2016.

Amount of the Fee

Please see Exhibits A for a listing of the current fees.

Detailed Procedures of the Duties and Responsibility of each County Staff Member Necessary to Implement Ordinance No. 659

The Development Impact Fee (DIF) may be imposed as a condition of approval after an application for a building permit has been received by the Transportation and Land Management Agency (TLMA) for construction within the County of Riverside. Prior to requesting a final inspection, the applicant must submit payment to the TLMA cashier. The final inspection may occur once the DIF has been collected from the permit applicant and any other applicable fees and conditions have been met.

TLMA processes a deposit into the appropriate DIF fund(s) the fee collected. The record of deposit is submitted to the County of Riverside Executive Office (EO). Pursuant to Section 5 of Ordinance 659 as amended, the administration of DIF fees are given to the EO. The County Executive Officer, or his designee, is responsible for the overall policy and implementation of the Development Impact Fee (DIF) program under the Ordinance.

Disbursement from the DIF funds can only be used for those projects or facilities identified through the Public Facilities Needs List to the Year 2020. An authorization to disburse from the DIF funds is generated through Board agenda submittal and approval by the County of Riverside Board of Supervisors. Once authorization is received, the EO coordinates with the requesting department to process payment. Payment is processed through the County's financial system. The transaction is reviewed by an EO analyst and approved by the EO Department approver. The County Auditor-Controller's office will take a final review before the County Treasurer's Office releases the check for payment.

TABLE NO. 2
COUNTY OF RIVERSIDE EXECUTIVE OFFICE
DEVELOPMENT IMPACT FEES FOR FY 18-19

TYPE OF FEE DEVELOPMENT IMPACT FEES										
DESCRIPTION FUND NO. FY 18-19 (Project)	FUND NAME	SUPERVISORIAL DISTRICT	BEGINNING BALANCE 07/01/18	FEES COLLECTED FY 18-19	INTEREST EARNED FY 18-19	PROJECT EXPENDITURES FY 18-19	OTHERS FY 18-19	ENDING BALANCE 06/30/19	COMMITMENTS 06/30/19	BALANCE AFTER COMMITMENTS 06/30/19
30501	PF-COW	ALL	8,134,003.05	2,354,244.16	178,070.88	51,335.45		10,614,982.64	7,510,928.71	3,104,053.93
30502	ERC-TSF	4,5	2,905,164.68	395,842.21	58,850.69	280,634.24		3,079,223.34	4,204,991.33	(1,125,767.99)
30503	WRC-TSF	1, 2, 3	3,151,018.20	728,931.52	61,162.27	1,600,108.02		2,341,003.97	1,315,585.35	1,025,418.62
30504	ERC-FFF	4, 5	2,040,597.24	691,795.54	45,191.56	-		2,777,584.34	38,011.97	2,739,572.37
30505	WRC-FFF	1, 2, 3	10,209,630.31	1,108,562.70	202,381.76	358,151.02	306,000.00	11,468,423.75	10,490,746.59	977,677.16
30506	PF-AP20	CLOSED	-	-	-	-	-	0.00	0.00	0.00
30507	RBI-AP1	2	599,588.10	-	11,498.00	21,706.95		589,379.15	283,391.13	305,988.02
30508	RBI-AP2	4	1,532,767.51	3,965.23	29,974.09	-		1,566,706.83	779,415.00	787,291.83
30509	RBI-AP3*	2	300,161.61	148,439.70	7,305.92	-	(117,397.34)	338,509.89	117,397.34	221,112.55
30510	RBI-AP8	CLOSED	-	-	-	-	-	0.00	-	-
30511	RBI-AP7	1	421,608.70	32,585.62	8,430.61	-		462,624.93	155,452.21	307,172.72
30512	RBI-AP6	1	903,220.28	189,367.39	17,660.02	163,522.62		946,725.07	231,380.82	715,344.25
30513	RBI-AP5	2	1,792,400.23	-	35,035.08	-		1,827,435.31	0.00	1,827,435.31
30514	RBI-AP4*	5	1,286.72	528.93	33.54	-		1,849.19	41,635.29	(39,786.10)
30515	RBI-AP10	3	183,164.14	1,020.83	3,583.07	-		187,768.04	0.00	187,768.04
30516	RBI-AP9	4	450.59	-	8.81	-		459.40	0.00	459.40
30517	RBI-AP11		443,620.71	6,506.56	8,716.87	-		458,844.14	45,894.00	412,950.14
30518	RBI-AP12	5	551,058.71	673.80	10,774.20	-		562,506.71	0.00	562,506.71
30519	RBI-AP17	5	517,983.27	-	10,124.77	-		528,108.04	0.00	528,108.04
30520	RBI-AP16	3	329,339.22	-	6,437.41	-		335,776.63	0.00	335,776.63
30521	RBI-AP15	1	749,700.28	3,265.56	14,672.15	-		767,637.99	0.00	767,637.99
30522	RBI-AP14	4	213,136.25	4,817.68	4,223.77	-		222,177.70	0.00	222,177.70
30523	RBI-AP13	1	1,329,212.73	111,016.10	26,533.54	-		1,466,762.37	0.00	1,466,762.37
30524	RBI-AP18	4	69,693.69	589,479.65	5,950.92	-		665,124.26	0.00	665,124.26
30525	RBI-AP19		94,008.45	-	1,837.53	-		95,845.98	0.00	95,845.98
30526	CC/PF-AP5	CLOSED	-	-	-	-	-	0.00	-	-
30527	ERC-RPF	4,5	283,086.77	28,926.00	5,155.34	216,428.37		100,739.74	38,571.63	62,168.11
30528	WRC-RPF	1, 2, 3	4,556,889.17	1,092,053.72	92,566.12	2,868,906.42		2,872,602.59	783,238.94	2,089,363.65
30529	CLB-SD 4	CLOSED	-	-	-	-	-	0.00	-	-
30530	RBI-AP20	5	20,640.83	19,436.47	583.32	-		40,660.62	0.00	40,660.62
30531	CC/PF-AP14	4	1,549.43	-	30.29	-		1,579.72	0.00	1,579.72

TABLE 2 - PAGE 2
DEVELOPMENT IMPACT FEES FOR FY 18-19

DESCRIPTION FUND NO. FY 18-19 (Project)	FUND NAME (a)		BEGINNING BALANCE 07/01/18	FEES COLLECTED FY 18-19	INTEREST EARNED FY 18-19	PROJECT EXPENDITURES FY 18-19	OTHERS FY 18-19	ENDING BALANCE 06/30/19	COMMITMENTS 06/30/19	BALANCE AFTER COMMITMENTS 06/30/19
30532	CC/PF-AP7	CLOSED								
30533	WR-MTF	1, 2, 3	4,587,421.42	252,860.42	96,718.22	1,117,313.39	(144,598.36)	3,675,088.31	4,167,300.68	(492,212.37)
30534	CC/PF-AP18	4	45,951.80	-	898.23	-	-	46,850.03	-	46,850.03
30535	CC/PF-AP15	1	57.88	-	1.06	-	-	58.94	15.76	43.18
30536	CC/PF-AP6	1	46,785.54	-	914.49	-	-	47,700.03	-	47,700.03
30537	FCF-AP5	2	60,484.18	-	1,182.25	-	-	61,666.43	48,639.94	13,026.49
30538	FCF-AP10	3	22,304.28	1,474.35	443.40	-	-	24,222.03	-	24,222.03
30539	ERC-MTF	4,5	558,432.89	17,837.70	11,082.47	11,394.12	-	575,958.94	107,054.78	468,904.16
30540	FCF-AP13	1	265,113.61	4,187.37	5,203.86	-	-	274,504.84	239,169.29	35,335.55
30541	FCF-AP20	5	10,320.19	-	201.73	-	-	10,521.92	-	10,521.92
30542	WC-LBF**	1, 2, 3	1,594,335.06	73,163.02	31,305.62	299,999.99	-	1,398,803.71	-	1,398,803.71
30543	EC-LBF**	4,5	33,793.92	5,495.94	686.00	-	-	39,975.86	-	39,975.86
30544	ERC-PF	4,5	3,401,784.36	38,943.58	66,824.02	-	-	3,507,551.96	-	3,507,551.96
30545	WRC-PF*	1, 2, 3	7,115,638.77	123,895.90	134,247.25	739,090.38	117,397.34	6,752,088.88	2,164,935.69	4,587,153.19
30568	CC/PF-AP13	1	5,247.98	-	102.58	5,113.88	-	236.68	76.12	160.56
30569	West Cnty Multi- Service Center	1, 2, 3	190,263.66	96,267.50	4,456.32	-	-	290,987.48	-	290,987.48
11062	CDPA	ALL	83,057.89	146,215.54	1,534.07	30,607.76	-	200,199.74	-	200,199.74
TOTAL			59,355,974.30	8,271,800.69	1,202,594.10	7,764,312.61	161,401.64	61,227,458.12	32,763,832.57	28,463,625.55

ABBREVIATION KEY:

CDM	County Development Mitigation
PF	Public Facilities
CC	Community Center
FCF	Flood Control Facilities
WC	Western County
RBI	Roads, Bridges Major Imp Fund
ERC	Eastern Riverside County
WRC	Western Riverside County
RP	Regional Parks
RT	Regional Trails
HC	Habitat Conservation & Open Space
SD	Supervisorial District

County of Riverside Executive Office
 Development Impact Fees
 Government Code 66000 Calculation
 FY 18-19

Development Impact Fees (DIF) are collected and used to address impacts caused by new development. The DIF fee amounts assessed and used are shown in Exhibit A

Sub-Fund 30501 -- Countywide Public Facilities

Account Description	Beginning Fund Balance	FY 18-19	Ending Fund Balance
Revenues & Other Sources Developer fees Interest income	8,134,003.05	2,354,244.16 178,070.88	
Total Sources	8,134,003.05	2,532,315.04	
Expenditures & Other Uses PSEC - Public Safety Radio Trans Sites Indio Probation Juvenile Hall Campus		0.00 51,335.45	
Total Uses		51,335.45	
Total Available	8,134,003.05	2,480,979.59	10,614,982.64
			10,614,982.64

Capital Improvement Facilities			
Capital Improvement Facilities Actual Expenses	FY 18-19	% Complete	% funded with fee
PSEC - Public Safety Radio Trans Sites	0.00	0%	40%
Indio Probation Juvenile Hall Campus	51,335.45	57%	100%
Total	51,335.45		
Project Commitments			
Project Commitments	FY 2019-2020	Commitments	% funded with fee
SHERIFF ADMINISTRATIVE BUILDING	2,300,000.00	0%	23%
SMITH CORR. FACILITY - 2ND 120 BEDS	53,883.58	99%	100%
INDIO PROBATION JUVENILE HALL CAMPUS EXP	1,608,645.13	43%	11%
CORRECTIONAL FACILITIES MASTER PLANNING	3,548,400.00	0%	15%
Total Project Commitments	7,510,928.71		

County of Riverside Executive Office
 Development Impact Fees
 Government Code 66000 Calculation
 FY 18-19

Development Impact Fees (DIF) are collected and used to address impacts caused by new development. The DIF fee amounts assessed and used are shown in Exhibit A

Sub-Fund 30502 -- East Riverside County Traffic Signal Fund

Account Description	Beginning Fund Balance	FY 18-19	Ending Fund Balance
Revenues & Other Sources	2,905,164.68		
Developer fees		395,842.21	
Interest income		58,850.69	
Total Sources	2,905,164.68	454,692.90	
Expenditures & Other Uses			
East County Traffic Signal		280,634.24	
Total Uses		280,634.24	
Total Available	2,905,164.68	174,058.66	3,079,223.34

3,079,223.34

Capital Improvement Facilities			
Capital Improvement Facilities Actual Expenses	FY 18-19	% Complete	% funded with fee
East County Traffic Signal	280,634.24	85%	100%
Total	280,634.24		
Project Commitments			
Project Commitments	FY 2019-2020	Commitments	% funded with fee
TIP Projects for Traffic Signals (BOS 2.3 12/9/08)	0.00	100%	100%
TIP Projects for Traffic Signals (BOS 9.1 01/26/16)	1,632,991.33	15%	100%
TIP Projects for Traffic Signals (BOS 3.68 01/10/12)	2,572,000.00	0%	100%
Total Project Commitments	4,204,991.33		

County of Riverside Executive Office
 Development Impact Fees
 Government Code 66000 Calculation
 FY 18-19

Development Impact Fees (DIF) are collected and used to address impacts caused by new development. The DIF fee amounts assessed and used are shown in Exhibit A

Sub-Fund 30503 -- West Riverside County Traffic Signal Fund

Account Description	Beginning Fund Balance	FY 18-19	Ending Fund Balance
Revenues & Other Sources	3,151,018.20		
Developer fees		728,931.52	
Interest income		61,162.27	
Total Sources	3,151,018.20	790,093.79	
Expenditures & Other Uses			
Western County Traffic Signal		1,600,518.02	
Road DIF (Gillman Springs Road)		0.00	
Road DIF (Pourroy Road)		0.00	
Total Uses		1,600,518.02	
Total Available	3,151,018.20	(810,424.23)	2,340,593.97

Capital Improvement Facilities			
Capital Improvement Facilities Actual Expenses	FY 18-19	% Complete	% funded with fee
Western County Traffic Signal	1,600,518.02	20%	100%
Total	1,600,518.02		
Project Commitments			
Project Commitments	FY 2019-2020	Commitments	% funded with fee
TOP Projects for Traffic Signals (BOS 9.1-1/26/16)	653,232.35	80%	100%
Gilman Springs Road Curve Realignment (BOS 3.36-4/26/16)	396,887.00	0%	23%
Serfas Club and Monterey Peninsula Drive (BOS 3.45-7/7/16)	265,466.00	0%	70%
Total Project Commitments	1,315,585.35		

County of Riverside Executive Office
 Development Impact Fees
 Government Code 66000 Calculation
 FY 18-19

Development Impact Fees (DIF) are collected and used to address impacts caused by new development. The DIF fee amounts assessed and used are shown in Exhibit A

Sub-Fund 30504 -- Eastern Riverside County Fire Facilities Fund

Account Description	Beginning Fund Balance	FY 18-19	Ending Fund Balance
Revenues & Other Sources	2,040,597.24		
Developer fees		691,795.54	
Interest income		45,191.56	
Total Sources	2,040,597.24	736,987.10	
Expenditures & Other Uses			
Capital Projects		0.00	
Total Uses		0.00	
Total Available	2,040,597.24	736,987.10	2,777,584.34

2,777,584.34

Capital Improvement Facilities			
Capital Improvement Facilities Actual Expenses	FY 18-19	% Complete	% funded with fee
No expense this period	None		
Total	0		
Project Commitments			
Project Commitments	FY 2019-2020	Commitments	% funded with fee
Eastern County Fire Stations (BOS 4.9-12/22/09)	38,011.97	99%	
Total Project Commitments	38,011.97		

County of Riverside Executive Office
 Development Impact Fees
 Government Code 66000 Calculation
 FY 18-19

Development Impact Fees (DIF) are collected and used to address impacts caused by new development. The DIF fee amounts assessed and used are shown in Exhibit A

Sub-Fund 30505 -- Western Riverside County Fire Facilities Fund

Account Description	Beginning Fund Balance	FY 18-19	Ending Fund Balance
Revenues & Other Sources	10,209,630.31		
Developer fees		1,108,562.70	
Interest income		202,381.76	
Collection of loans receivable		306,000.00	
Total Sources	10,209,630.31	1,616,944.46	
Expenditures & Other Uses			
Fire Station #77		196,665.85	
Fire Station #26		162,179.17	
Total Uses		358,845.02	
Total Available	10,209,630.31	1,258,099.44	11,467,729.75
			11,467,729.75

Capital Improvement Facilities			
Capital Improvement Facilities Actual Expenses	FY 18-19	% Complete	% funded with fee
Fire Station #77	196,665.85	64%	
Fire Station #26	162,179.17	100%	
Total	358,845.02		
Project Commitments			
Project Commitments	FY 2019-2020	Commitments	% funded with fee
Western County Fire Stations	9,352,138.98	60%	100%
Fire Station #77	1,138,608	36%	
Total Project Commitments	10,490,746.59		

County of Riverside Executive Office
 Development Impact Fees
 Government Code 66000 Calculation
 FY 18-19

Development Impact Fees (DIF) are collected and used to address impacts caused by new development. The DIF fee amounts assessed and used are shown in Exhibit A

Sub-Fund 30507 -- Jurupa Area Plan (AP1), Roads, Bridges, Major Imp Fund

Account Description	Beginning Fund Balance	FY 18-19	Ending Fund Balance
Revenues & Other Sources	599,588.10		
Developer Fees		0.00	
Interest income		11,498.00	
Total Sources	599,588.10	11,498.00	
Expenditures & Other Uses			
SR60 / Rubidoux (Jurupa) Projects expense		21,706.95	
Total Uses		21,706.95	
Total Available	599,588.10	(10,208.95)	589,379.15

Capital Improvement Facilities			
Capital Improvement Facilities Actual Expenses	FY 18-19	% Complete	% funded with fee
SR 60 (Rubidoux (Jurupa))	21,706.95	33%	100%
Total	21,706.95		
Admin Expenses			
Project Commitments	FY 2019-2020	Commitments	% funded with fee
SR60/Rubidoux (Jurupa) (BOS3.35-6/19/07)	165,640.13	67%	100%
Regional Transportation Match (BOS 3.5-7/12/11)	117,751.00	0%	100%
Total Project Commitments	283,391.13		

County of Riverside Executive Office
 Development Impact Fees
 Government Code 66000 Calculation
 FY 18-19

Development Impact Fees (DIF) are collected and used to address impacts caused by new development. The DIF fee amounts assessed and used are shown in Exhibit A

Sub-Fund 30508 -- Coachella Western Area Plan (AP2), Roads, Bridges, Major Imp Fund

Account Description	Beginning Fund Balance	FY 18-19	Ending Fund Balance
Revenues & Other Sources	1,532,767.51		
Developer fees		3,965.23	
Interest income		29,974.09	
Total Sources	1,532,767.51	33,939.32	
Expenditures & Other Uses			
Project Expense		0.00	
Total Uses		0.00	
Total Available	1,532,767.51	33,939.32	1,566,706.83

1,566,707

Capital Improvement Facilities			
Capital Improvement Facilities Actual Expenses	FY 18-19	% Complete	% funded with fee
No expense this period			
Total	0.00		
Project Commitments			
Project Commitments	FY 2019-2020	Commitments	% funded with fee
Indian Ave/20th and Dillon Road	779,415.00	100%	76%
Total Project Commitments	779,415.00		

County of Riverside Executive Office
 Development Impact Fees
 Government Code 66000 Calculation
 FY 18-19

Development Impact Fees (DIF) are collected and used to address impacts caused by new development. The DIF fee amounts assessed and used are shown in Exhibit A

Sub-Fund 30509 --Highgrove/ Northside/ Univ City Area Plan (AP3) Roads, Bridges, Major Imp Fund

Account Description	Beginning Fund Balance	FY 18-19	Ending Fund Balance
Revenues & Other Sources	300,161.61		
Developer fees		148,439.70	
Interest income		7,305.92	
Total Sources	300,161.61	155,745.62	
Expenditures & Other Uses			
Project Expense			
Total Uses		0.00	
Other			
Advance for Capital Project		(117,397.34)	
Total Available	300,161.61	38,348.28	338,509.89

338,510

Capital Improvement Facilities			
Capital Improvement Facilities Actual Expenses	FY 18-19	% Complete	% funded with fee
Total	0.00		

Project Commitments	FY 2019-2020	Commitments	% funded with fee
FY07 Loans payable - Fund 30545	115,397.34	100%	100%
FY08 Loans payable - Fund 30545	2,000.00	100%	100%
Total Project Commitments	117,397.34		

County of Riverside Executive Office
 Development Impact Fees
 Government Code 66000 Calculation
 FY 18-19

Development Impact Fees (DIF) are collected and used to address impacts caused by new development. The DIF fee amounts assessed and used are shown in Exhibit A

Sub-Fund 30511 -- Woodcrest/Lake Matthews (AP7), Roads, Bridges, Major Imp Fund

Account Description	Beginning Fund Balance	FY 18-19	Ending Fund Balance
Revenues & Other Sources	421,608.70		
Developer fees		32,585.62	
Interest income		8,430.61	
Total Sources	421,608.70	41,016.23	
Expenditures & Other Uses			
Road DIF - Cajalco/Temescal		0.00	
Total Uses		0.00	
Total Available	421,608.70	41,016.23	462,624.93

462,624.93

Capital Improvement Facilities			
Capital Improvement Facilities Actual Expenses	FY 18-19	% Complete	% funded with fee
No expense this period			
Total	0.00		
Project Commitments			
Project Commitments	FY 2019-2020	Commitments	% funded with fee
Regional Transportation Match	155,452.21	51%	100%
Total Project Commitments	155,452.21		

County of Riverside Executive Office
 Development Impact Fees
 Government Code 66000 Calculation
 FY 18-19

Development Impact Fees (DIF) are collected and used to address impacts caused by new development. The DIF fee amounts assessed and used are shown in Exhibit A

Sub-Fund 30512 -- Temescal Canyon Area Plan (AP6), Roads, Bridges, Major Imp Fund

Account Description	Beginning Fund Balance	FY 18-19	Ending Fund Balance
Revenues & Other Sources	903,220.28		
Developer fees		189,367.39	
Interest income		17,660.02	
Total Sources	903,220.28	207,027.41	
Expenditures & Other Uses			
Road DIF - Temescal Cyn Road		163,522.62	
Total Uses		163,522.62	
Total Available	903,220.28	43,504.79	946,725.07
			946,725.07

Capital Improvement Facilities			
Capital Improvement Facilities Actual Expenses	FY 18-19	% Complete	% funded with fee
Road DIF - Temescal Canyon Road	163,522.62	44%	100%
Total	163,522.62		
Project Commitments			
Project Commitments	FY 2019-2020	Commitments	% funded with fee
Road DIF-Temescal Canyon Rd (BOS 3.21-5/24/16)	231,380.82	56%	100%
Total Project Commitments	231,380.82		

County of Riverside Executive Office
 Development Impact Fees
 Government Code 66000 Calculation
 FY 18-19

Development Impact Fees (DIF) are collected and used to address impacts caused by new development. The DIF fee amounts assessed and used are shown in Exhibit A

Sub-Fund 30513 -- Eastvale Area Plan (AP5), Roads, Bridges, Major Imp Fund

Account Description	Beginning Fund Balance	FY 18-19	Ending Fund Balance
Revenues & Other Sources	1,792,400.23		
Developer fees		0.00	
Interest income		35,035.08	
Total Sources	1,792,400.23	35,035.08	
Expenditures & Other Uses			
Project Cost		0.00	
Total Uses		0.00	
Total Available	1,792,400.23	35,035.08	1,827,435.31
			1,827,435.31

Capital Improvement Facilities			
Capital Improvement Facilities Actual Expenses	FY 18-19	% Complete	% funded with fee
No expense this period			
Total	0.00		
Project Commitments			
Project Commitments	FY 2019-2020	Commitments	% funded with fee
None			
Total Project Commitments	0.00		

County of Riverside Executive Office
 Development Impact Fees
 Government Code 66000 Calculation
 FY 18-19

Development Impact Fees (DIF) are collected and used to address impacts caused by new development. The DIF fee amounts assessed and used are shown in Exhibit A

Sub-Fund 30514 -- Reche Canyon/ Badlands (AP4) Roads, Bridges, Major Imp Fund

Account Description	Beginning Fund Balance	FY 18-19	Ending Fund Balance
Revenues & Other Sources	1,286.72		
Developer fees		528.93	
Interest income		33.54	
Total Sources	1,286.72	562.47	
Expenditures & Other Uses			
Project Expenses		0.00	
Total Uses		0.00	
Total Available	1,286.72	562.47	1,849.19
			1,849.19

Capital Improvement Facilities			
Capital Improvement Facilities Actual Expenses	FY 18-19	% Complete	% funded with fee
No expense this period			
Total	0.00		
Project Commitments			
Project Commitments	FY 2019-2020	Commitments	% funded with fee
FY07 Loans payable - Fund 30545	41,135.29	100%	100%
FY08 Loans payable - Fund 30545	500.00	100%	100%
Total Project Commitments	41,635.29		

County of Riverside Executive Office
 Development Impact Fees
 Government Code 66000 Calculation
 FY 18-19

Development Impact Fees (DIF) are collected and used to address impacts caused by new development. The DIF fee amounts assessed and used are shown in Exhibit A

Sub-Fund 30515 -- Upper San Jacinto Valley Area Plan (AP10), Roads, Bridges, Major Imp Fund

Account Description	Beginning Fund Balance	FY 18-19	Ending Fund Balance
Revenues & Other Sources	183,164.14		
Developer fees		1,020.83	
Interest income		3,583.07	
Total Sources	183,164.14	4,603.90	
Expenditures & Other Uses			
Project Expenses			
Total Uses		0.00	
Total Available	183,164.14	4,603.90	187,768.04

Capital Improvement Facilities			
Capital Improvement Facilities Actual Expenses	FY 18-19	% Complete	% funded with fee
No expense this period			
Total	0.00		
Project Commitments			
Project Commitments	FY 2019-2020	Commitments	% funded with fee
None			
Total Project Commitments	-		

County of Riverside Executive Office
 Development Impact Fees
 Government Code 66000 Calculation
 FY 18-19

Development Impact Fees (DIF) are collected and used to address impacts caused by new development. The DIF fee amounts assessed and used are shown in Exhibit A

Sub-Fund 30516 -- Desert Center Area Plan (AP9), CV Desert Roads, Bridges, Major Imp Fund

Account Description	Beginning Fund Balance	FY 18-19	Ending Fund Balance
	450.59		
Revenues & Other Sources		0.00	
Developer fees		8.81	
Interest income			
Total Sources	450.59	8.81	
Expenditures & Other Uses			
Project Expenses			
Total Uses		0.00	
Total Available	450.59	8.81	459.40
			459.40

Capital Improvement Facilities	FY 18-19	% Complete	% funded with fee
Capital Improvement Facilities Actual Expenses			
No expense this period			
Total	0.00		
Project Commitments	FY 2019-2020	Commitments	% funded with fee
None			
Total Project Commitments	-		

County of Riverside Executive Office
 Development Impact Fees
 Government Code 66000 Calculation
 FY 18-19

Development Impact Fees (DIF) are collected and used to address impacts caused by new development. The DIF fee amounts assessed and used are shown in Exhibit A

Sub-Fund 30517 -- REMAP Area Plan (AP11), Roads, Bridges, Major Imp Fund

Account Description	Beginning Fund Balance	FY 18-19	Ending Fund Balance
Revenues & Other Sources	443,620.71		
Developer fees		6,506.56	
Interest income		8,716.87	
Total Sources	443,620.71	15,223.43	
Expenditures & Other Uses			
Project Expenses			
Total Uses		0.00	
Total Available	443,620.71	15,223.43	458,844.14

458,844.14

Capital Improvement Facilities			
Capital Improvement Facilities Actual Expenses	FY 18-19	% Complete	% funded with fee
SR371-REMAP (Anza/Aguanga) BOS3.35-6/19/07	0.00	0%	100%
Regional Transportation Match	0.00	0%	100%
Total	0.00		
Project Commitments			
Project Commitments	FY 2019-2020	Commitments	% funded with fee
SR371-REMAP (Anza/Aguanga) BOS3.35-6/19/07	41,000.00	100%	100%
Regional Transportation Match	4,894.00	100%	100%
Total Project Commitments	45,894.00		

County of Riverside Executive Office
 Development Impact Fees
 Government Code 66000 Calculation
 FY 18-19

Development Impact Fees (DIF) are collected and used to address impacts caused by new development. The DIF fee amounts assessed and used are shown in Exhibit A

Sub-Fund 30518 -- Lakeview/Nuevo Area Plan(AP12) Roads, Bridges, Major Imp Fund

Account Description	Beginning Fund Balance	FY 18-19	Ending Fund Balance
	551,058.71		
Revenues & Other Sources			
Developer fees		673.80	
Interest income		10,774.20	
Total Sources	551,058.71	11,448.00	
Expenditures & Other Uses			
Project Expenses			
Total Uses		0.00	
Total Available	551,058.71	11,448.00	562,506.71

Capital Improvement Facilities			
Capital Improvement Facilities Actual Expenses	FY 18-19	% Complete	% funded with fee
No expense this period			
Total	0.00		
Project Commitments			
Project Commitments	FY 2019-2020	Commitments	% funded with fee
None			
Total Project Commitments	-		

County of Riverside Executive Office
 Development Impact Fees
 Government Code 66000 Calculation
 FY 18-19

Development Impact Fees (DIF) are collected and used to address impacts caused by new development. The DIF fee amounts assessed and used are shown in Exhibit A

Sub-Fund 30519 -- Sun City Menifee Vallet Plan (AP17), Roads, Bridges, Major Imp Fund

Account Description	Beginning Fund Balance	FY 18-19	Ending Fund Balance
Revenues & Other Sources	517,983.27		
Developer fees		0.00	
Interest income		10,124.77	
Total Sources	517,983.27	10,124.77	
Expenditures & Other Uses			
Project Expenses			
Total Uses		0.00	
Total Available	517,983.27	10,124.77	528,108.04

528,108.04

Capital Improvement Facilities			
Capital Improvement Facilities Actual Expenses	FY 18-19	% Complete	% funded with fee
At No expense this period			
Total	0.00		
Project Commitments			
Project Commitments	FY 2019-2020	Commitments	% funded with fee
None			
Total Project Commitments	-		

County of Riverside Executive Office
 Development Impact Fees
 Government Code 66000 Calculation
 FY 18-19

Development Impact Fees (DIF) are collected and used to address impacts caused by new development. The DIF fee amounts assessed and used are shown in Exhibit A

Sub-Fund 30520 -- Highway 74/79 Area Plan (AP16), Roads, Bridges, Major Imp Fund

Account Description	Beginning Fund Balance	FY 18-19	Ending Fund Balance
Revenues & Other Sources	329,339.22		
Developer fees		0.00	
Interest income		6,437.41	
Total Sources	329,339.22	6,437.41	
Expenditures & Other Uses			
Project Expenses			
Total Uses		0.00	
Total Available	329,339.22	6,437.41	335,776.63
			335,776.63

Capital Improvement Facilities			
Capital Improvement Facilities Actual Expenses	FY 18-19	% Complete	% funded with fee
No expense this period			
Total	0.00		
Project Commitments			
Project Commitments	FY 2019-2020	Commitments	% funded with fee
None			
Total Project Commitments	-		

County of Riverside Executive Office
 Development Impact Fees
 Government Code 66000 Calculation
 FY 18-19

Development Impact Fees (DIF) are collected and used to address impacts caused by new development. The DIF fee amounts assessed and used are shown in Exhibit A

Sub-Fund 30521 -- Greater Elsinore Area Plan (AP15), Roads, Bridges, Major Imp Fund

Account Description	Beginning Fund Balance	FY 18-19	Ending Fund Balance
Revenues & Other Sources	749,700.28		
Developer fees		3,265.56	
Interest income		14,672.15	
Total Sources	749,700.28	17,937.71	
Expenditures & Other Uses			
Project Expenses			
Total Uses		0.00	
Total Available	749,700.28	17,937.71	767,637.99
			767,637.99

Capital Improvement Facilities			
Capital Improvement Facilities Actual Expenses	FY 18-19	% Complete	% funded with fee
No expense this period			
Total	0.00		
Project Commitments			
Project Commitments	FY 2019-2020	Commitments	% funded with fee
None			
Total Project Commitments	-		

County of Riverside Executive Office
 Development Impact Fees
 Government Code 66000 Calculation
 FY 18-19

Development Impact Fees (DIF) are collected and used to address impacts caused by new development. The DIF fee amounts assessed and used are shown in Exhibit A

Sub-Fund 30522 -- Palo Verde Valley Area Plan (AP14), Roads, Bridges, Major Imp Fund

Account Description	Beginning Fund Balance	FY 18-19	Ending Fund Balance
Revenues & Other Sources	213,136.25		
Developer fees		4,817.68	
Interest income		4,223.77	
Total Sources	213,136.25	9,041.45	
Expenditures & Other Uses			
Project Expenses			
Total Uses		0.00	
Total Available	213,136.25	9,041.45	222,177.70
			222,177.70

Capital Improvement Facilities			
Capital Improvement Facilities Actual Expenses	FY 18-19	% Complete	% funded with fee
No expense this period			
Total	0.00		
Project Commitments			
Project Commitments	FY 2019-2020	Commitments	% funded with fee
None			
Total Project Commitments	-		

County of Riverside Executive Office
 Development Impact Fees
 Government Code 66000 Calculation
 FY 18-19

Development Impact Fees (DIF) are collected and used to address impacts caused by new development. The DIF fee amounts assessed and used are shown in Exhibit A

Sub-Fund 30523 -- Mead Valley/GoodHope Area Plan (AP13), Roads, Bridges, Major Fund

Account Description	Beginning Fund Balance	FY 18-19	Ending Fund Balance
Revenues & Other Sources	1,329,212.73		
Developer fees		111,016.10	
Interest income		26,533.54	
Total Sources	1,329,212.73	137,549.64	
Expenditures & Other Uses			
Project Expenses			
Total Uses		0.00	
Total Available	1,329,212.73	137,549.64	1,466,762.37
			1,466,312.37

Capital Improvement Facilities			
Capital Improvement Facilities Actual Expenses	FY 18-19	% Complete	% funded with fee
No expense this period			
Total	0.00		
Project Commitments			
Project Commitments	FY 2019-2020	Commitments	% funded with fee
None			
Total Project Commitments	-		

County of Riverside Executive Office
 Development Impact Fees
 Government Code 66000 Calculation
 FY 18-19

Development Impact Fees (DIF) are collected and used to address impacts caused by new development. The DIF fee amounts assessed and used are shown in Exhibit A

Sub-Fund 30524 -- Coachella-Eastern Area Plan (AP18) Roads, Bridges, Major Imp Fund

Account Description	Beginning Fund Balance	FY 18-19	Ending Fund Balance
Revenues & Other Sources	69,693.69		
Developer fees		589,479.65	
Interest income		5,950.92	
Total Sources	69,693.69	595,430.57	
Expenditures & Other Uses			
Project Expenses			
Total Uses		0.00	
Total Available	69,693.69	595,430.57	665,124.26
			665,124.26

Capital Improvement Facilities			
Capital Improvement Facilities Actual Expenses	FY 18-19	% Complete	% funded with fee
No expense this period			
Total	0.00		
Project Commitments	FY 2019-2020	Commitments	% funded with fee
None			
Total Project Commitments	-		

County of Riverside Executive Office
 Development Impact Fees
 Government Code 66000 Calculation
 FY 18-19

Development Impact Fees (DIF) are collected and used to address impacts caused by new development. The DIF fee amounts assessed and used are shown in Exhibit A

Sub-Fund 30525 -- Southwest Area Plan (SWAP-AP19), Roads, Bridges, Major Imp Fund

Account Description	Beginning Fund Balance	FY 18-19	Ending Fund Balance
Revenues & Other Sources	94,008.45		
Developer fees		0.00	
Interest income		1,837.53	
Total Sources	94,008.45	1,837.53	
Expenditures & Other Uses			
Project Expenses			
Total Uses		0.00	
Total Available	94,008.45	1,837.53	95,845.98
			95,845.98

Capital Improvement Facilities			
Capital Improvement Facilities Actual Expenses	FY 18-19	% Complete	% funded with fee
No expense this period			
Total	0.00		
Project Commitments			
Project Commitments	FY 2019-2020	Commitments	% funded with fee
None			
Total Project Commitments	-		

County of Riverside Executive Office
 Development Impact Fees
 Government Code 66000 Calculation
 FY 18-19

Development Impact Fees (DIF) are collected and used to address impacts caused by new development. The DIF fee amounts assessed and used are shown in Exhibit A

Sub-Fund 30527 -- Eastern Riverside County Regional Park Facilities Fund

Account Description	Beginning Fund Balance	FY 18-19	Ending Fund Balance
	283,086.77		
Revenues & Other Sources			
Developer fees		28,926.00	
Interest income		5,155.34	
Total Sources	283,086.77	34,081.34	
Expenditures & Other Uses			
Lake Cahuilla Vet Park		216,428.37	
Total Uses		216,428.37	
Total Available	283,086.77	(182,347.03)	100,739.74
			100,739.74

Capital Improvement Facilities			
Capital Improvement Facilities Actual Expenses	FY 18-19	% Complete	% funded with fee
Mayflower Park Expansion (BOS 3.11-12/19/06)	0.00	0%	100%
Lake Cahuilla Veterans Regional Park (BOS 13.1 & 3.1 - 1/9/18)	216,428.37	94%	100%
Total	216,428.37		
Project Commitments			
Project Commitments	FY 2019-2020	Commitments	% funded with fee
Mayflower Park Expansion (BOS 3.11-12/19/06)	25,000.00	0%	100%
Lake Cahuilla Veterans Regional Park (BOS 13.1 & 3.1 - 1/9/18)	13,571.63	6%	100%
Total Project Commitments	38,571.63		

County of Riverside Executive Office
 Development Impact Fees
 Government Code 66000 Calculation
 FY 18-19

Development Impact Fees (DIF) are collected and used to address impacts caused by new development. The DIF fee amounts assessed and used are shown in Exhibit A

Sub-Fund 30528 -- Western Riverside County Regional Park Facilities Fund

Account Description	Beginning Fund Balance	FY 18-19	Ending Fund Balance
Revenues & Other Sources	4,556,889.17		
Developer fees		1,092,053.72	
Interest income		92,566.12	
Total Sources	4,556,889.17	1,184,619.84	
Expenditures & Other Uses			
Lake Skinner Splashpad		63,478.41	
Parks HQ Expansion		2,806,280.01	
Total Uses		2,869,758.42	
Total Available	4,556,889.17	(1,685,138.58)	2,871,750.59

2,871,750.59

Capital Improvement Facilities			
Capital Improvement Facilities Actual Expenses	FY 18-19	% Complete	% funded with fee
At Lake Skinner Splashpad	63,478.41	100%	100%
Parks HQ Expansion	2,806,280.01	0%	100%
Total	2,869,758.42		
Project Commitments			
Project Commitments	FY 2019-2020	Commitments	% funded with fee
Lake Skinner Splashpad	0.00	0%	100%
Lake Skinner Recreation Area (Add'l - BOS 3.53-3/17/09)	18,007.85	1%	
Temescal Canyon Sports Facility	765,231.09	84%	100%
Total Project Commitments	783,238.94		

County of Riverside Executive Office
 Development Impact Fees
 Government Code 66000 Calculation
 FY 18-19

Development Impact Fees (DIF) are collected and used to address impacts caused by new development. The DIF fee amounts assessed and used are shown in Exhibit A

Sub-Fund 30530 -- San Gorgonio Pass Area Plan (AP20), Roads, Bridges, Major Imp Fund

Account Description	Beginning Fund Balance	FY 18-19	Ending Fund Balance
	20,640.83		
Revenues & Other Sources			
Developer fees		19,436.47	
Interest income		583.32	
Total Sources	20,640.83	20,019.79	
Expenditures & Other Uses			
Project Expenses			
Total Uses		0.00	
Total Available	20,640.83	20,019.79	40,660.62
			40,660.62

<i>Capital Improvement Facilities</i>			
Capital Improvement Facilities Actual Expenses	FY 18-19	% Complete	% funded with fee
No expense this period	0.00	0%	
Total	0.00		
<i>Project Commitments</i>			
Project Commitments	FY 2019-2020	Commitments	% funded with fee
None	0.00	0%	
Total Project Commitments	0.00		

County of Riverside Executive Office
 Development Impact Fees
 Government Code 66000 Calculation
 FY 18-19

Development Impact Fees (DIF) are collected and used to address impacts caused by new development. The DIF fee amounts assessed and used are shown in Exhibit A

Sub-Fund 30531 -- CC/PF-AP14 Palo Verde Valley Area Plan (AP14) Community Center/Park Fac Fund

Account Description	Beginning Fund Balance	FY 18-19	Ending Fund Balance
Revenues & Other Sources	1,549.43		
Developer fees		0.00	
Interest income		30.29	
Total Sources	1,549.43	30.29	
Expenditures & Other Uses			
Project Expenses			
Total Uses		0.00	
Total Available	1,549.43	30.29	1,579.72
			1,579.72

Capital Improvement Facilities			
Capital Improvement Facilities Actual Expenses	FY 18-19	% Complete	% funded with fee
No expense this period			
Total	0.00		
Project Commitments			
Project Commitments	FY 2019-2020	Commitments	% funded with fee
None			
Total Project Commitments	-		

County of Riverside Executive Office
 Development Impact Fees
 Government Code 66000 Calculation
 FY 18-19

Development Impact Fees (DIF) are collected and used to address impacts caused by new development. The DIF fee amounts assessed and used are shown in Exhibit A

Sub-Fund 30533 -- Western Riverside County Refional Multi-Purpose Trail Fac Fund

Account Description	Beginning Fund Balance	FY 18-19	Ending Fund Balance
Revenues & Other Sources	4,587,421.42		
Developer fees		252,860.42	
Interest income		96,718.22	
Total Sources	4,587,421.42	349,578.64	
Expenditures & Other Uses			
SART-Corona/Norco/Hidden Valley		201,057.98	
SART - GreenRiver -Hwy 71		276,955.27	
Harford Springs Trl		148,509.00	
Trail: Comprehensive Master Plan		490,791.14	
Total Uses		1,117,313.39	
Adjustment (Due To/From Other Funds)		(144,598.36)	
Total Available	4,587,421.42	(912,333.11)	3,675,088.31
			3,675,088.31

Capital Improvement Facilities			
Capital Improvement Facilities Actual Expenses	FY 18-19	% Complete	% funded with fee
SART-Corona/Norco McCall/Hurkey	201,057.98	100%	100%
SART - GreenRiver -Hwy 71	276,955.27	38%	100%
Salt Creek Trail	0.00	89%	100%
Harford Springs Trl	148,509.00	91%	100%
Trail: Comprehensive Master Plan	490,791.14	3%	100%
Total	1,117,313.39		

Project Commitments	FY 2019-2020	Commitments	% funded with fee
SANTA ANA RIVER TRAIL	532,900.78	97%	100%
SANTA ANA RIVER TRAIL (WILDLIFE AGMT)	327,873.00	0%	100%
SART-HARFORD SPRINGS TRL	1,500,000.00	9%	100%
SART-MARTHA MCLEAN TRAIL CONNECTION	50,000.00	0%	100%
SART-HIDDEN VALLEY TRAILHEAD	502,370.37	75%	100%
SART-GREEN RIVER TO HIGHWAY 71	67,348.40	93%	100%
HIGHGROVE TRAIL EXPANSION	140,696.70	72%	100%
TEMECAL CANYON TRAIL EXPANSION	339,942.25	32%	100%
TEMECALA CREEK TRAIL-PARKS	0.00	100%	100%
MCCALL PARK-HURKEY CREEK PARK TRAIL	252,251.83	50%	100%
SALT CREEK TRAIL	388,292.35	71%	100%
SAN JACINTO RIVER TRAIL	65,625.00	0%	100%
Total Project Commitments	4,167,300.68		

County of Riverside Executive Office
 Development Impact Fees
 Government Code 66000 Calculation
 FY 18-19

Development Impact Fees (DIF) are collected and used to address impacts caused by new development. The DIF fee amounts assessed and used are shown in Exhibit A

Sub-Fund 30534 -- Coachella Eastern Area Plan (AP18) Community Center/Park Fac Fund

Account Description	Beginning Fund Balance	FY 18-19	Ending Fund Balance
Revenues & Other Sources	45,951.80		
Developer fees		0.00	
Interest income		898.23	
Total Sources	45,951.80	898.23	
Expenditures & Other Uses			
Total Uses		0.00	
Total Available	45,951.80	898.23	46,850.03
			46,850.03

Capital Improvement Facilities			
Capital Improvement Facilities Actual Expenses	FY 18-19	% Complete	% funded with fee
No expense this period			
Total	0.00		
Project Commitments			
Project Commitments	FY 2019-2020	Commitments	% funded with fee
None			
Total Project Commitments	0.00		

County of Riverside Executive Office
 Development Impact Fees
 Government Code 66000 Calculation
 FY 18-19

Development Impact Fees (DIF) are collected and used to address impacts caused by new development. The DIF fee amounts assessed and used are shown in Exhibit A

Sub-Fund 30535 -- Greater Lake Elsinore Area Plan (AP15)

Account Description	Beginning Fund Balance	FY 18-19	Ending Fund Balance
	57.88		
Revenues & Other Sources			
Developer Fees		0.00	
Interest income		1.06	
Total Sources	57.88	1.06	
Expenditures & Other Uses			
Lakeland Village Community Center Project		0.00	
Total Uses		0.00	
Total Available	57.88	1.06	58.94
			58.94

Capital Improvement Facilities			
Capital Improvement Facilities Actual Expenses	FY 18-19	% Complete	% funded with fee
No expense this period			
Total	0.00		
Project Commitments			
Project Commitments	FY 2019-2020	Commitments	% funded with fee
Lakeland Village Community Center Project	15.76	100%	100%
Total Project Commitments	15.76		

County of Riverside Executive Office
 Development Impact Fees
 Government Code 66000 Calculation
 FY 18-19

Development Impact Fees (DIF) are collected and used to address impacts caused by new development. The DIF fee amounts assessed and used are shown in Exhibit A

Sub-Fund 30536 -- Temescal Canyon AP (AP6) Community Center/Park Fac Fund

Account Description	Beginning Fund Balance	FY 18-19	Ending Fund Balance
Revenues & Other Sources	46,785.54		
Developer fees		0.00	
Interest income		914.49	
Total Sources	46,785.54	914.49	
Expenditures & Other Uses			
Project Expenses			
Total Uses		0.00	
Total Available	46,785.54	914.49	47,700.03
			47,700.03

Capital Improvement Facilities			
Capital Improvement Facilities Actual Expenses	FY 18-19	% Complete	% funded with fee
No expense this period			
Total	0.00		
Project Commitments			
Project Commitments	FY 2019-2020	Commitments	% funded with fee
None			
Total Project Commitments	0.00		

County of Riverside Executive Office
 Development Impact Fees
 Government Code 66000 Calculation
 FY 18-19

Development Impact Fees (DIF) are collected and used to address impacts caused by new development. The DIF fee amounts assessed and used are shown in Exhibit A

Sub-Fund 30537 -- Eastvale Area Plan (AP5) Flood Control Facilities Fund

Account Description	Beginning Fund Balance	FY 18-19	Ending Fund Balance
Revenues & Other Sources	60,484.18		
Developer fees		0.00	
Interest income		1,182.25	
Total Sources	60,484.18	1,182.25	
Expenditures & Other Uses			
Project Expenses			
Total Uses		0.00	
Total Available	60,484.18	1,182.25	61,666.43
			61,666.43

Capital Improvement Facilities			
Capital Improvement Facilities Actual Expenses	FY 18-19	% Complete	% funded with fee
Eastvale Area Plan Flood Control Facility	0.00	0%	100%
Total	0.00		
Project Commitments			
Project Commitments	FY 2019-2020	Commitments	% funded with fee
Eastvale Area Plan Flood Control Facility	48,639.94	100%	100%
Total Project Commitments	48,639.94		

County of Riverside Executive Office
 Development Impact Fees
 Government Code 66000 Calculation
 FY 18-19

Development Impact Fees (DIF) are collected and used to address impacts caused by new development. The DIF fee amounts assessed and used are shown in Exhibit A

Sub-Fund 30538 -- Upper San Jacinto Valley Area Plan (AP10) Flood Control Fac Fund

Account Description	Beginning Fund Balance	FY 18-19	Ending Fund Balance
Revenues & Other Sources	22,304.28		
Developer fees		1,474.35	
Interest income		443.40	
Total Sources	22,304.28	1,917.75	
Expenditures & Other Uses			
Project Expenses			
Total Uses		0.00	
Total Available	22,304.28	1,917.75	24,222.03
			24,222.03

Capital Improvement Facilities			
Capital Improvement Facilities Actual Expenses	FY 18-19	% Complete	% funded with fee
No expense this period			
Total	0.00		
Project Commitments			
Project Commitments	FY 2019-2020	Commitments	% funded with fee
None			
Total Project Commitments	-		

County of Riverside Executive Office
 Development Impact Fees
 Government Code 66000 Calculation
 FY 18-19

Development Impact Fees (DIF) are collected and used to address impacts caused by new development. The DIF fee amounts assessed and used are shown in Exhibit A

Sub-Fund 30539 -- Eastern Riverside County Regional Multipurpose

Account Description	Beginning Fund Balance	FY 18-19	Ending Fund Balance
	558,432.89		
Revenues & Other Sources			
Developer fees		17,837.70	
Interest income		11,082.47	
Total Sources	558,432.89	28,920.17	
Expenditures & Other Uses			
Lake Cahuilla Trail Expansion		11,394.12	
Total Uses		11,394.12	
Total Available	558,432.89	17,526.05	575,958.94
			575,958.94

Capital Improvement Facilities	FY 18-19	% Complete	% funded with fee
Capital Improvement Facilities Actual Expenses			
Lake Cahuilla Trail Expansion	11,394.12	21%	100%
Total	11,394.12		

Project Commitments	FY 2019-2020	Commitments	% funded with fee
Lake Cahuilla Trail Expansion	107,054.78	79%	100%
Total Project Commitments	107,054.78		

County of Riverside Executive Office
 Development Impact Fees
 Government Code 66000 Calculation
 FY 18-19

Development Impact Fees (DIF) are collected and used to address impacts caused by new development. The DIF fee amounts assessed and used are shown in Exhibit A

Sub-Fund 30540 -- Mead Valley/Goodhope Area Plan (AP13) Flood Control Facilities Fund

Account Description	Beginning Fund Balance	FY 18-19	Ending Fund Balance
Revenues & Other Sources	265,113.61		
Developer fees		4,187.37	
Interest income		5,203.86	
Total Sources	265,113.61	9,391.23	
Expenditures & Other Uses			
Project Expenses			
A/P Accrual			
Total Uses		0.00	
Total Available	265,113.61	9,391.23	274,504.84

Capital Improvement Facilities			
Capital Improvement Facilities Actual Expenses	FY 18-19	% Complete	% funded with fee
No expense this period			
Total	0.00		
Project Commitments			
Project Commitments	FY 2019-2020	Commitments	% funded with fee
Good Hope MDP Line A	239,169.29	100%	100%
Total Project Commitments	239,169.29		

County of Riverside Executive Office
 Development Impact Fees
 Government Code 66000 Calculation
 FY 18-19

Development Impact Fees (DIF) are collected and used to address impacts caused by new development. The DIF fee amounts assessed and used are shown in Exhibit A

Sub-Fund 30541 -- San Gorgonio Pass Area (AP20) Flood Control Facilities Fund

Account Description	Beginning Fund Balance	FY 18-19	Ending Fund Balance
Revenues & Other Sources	10,320.19		
Developer fees		0.00	
Interest income		201.73	
Total Sources	10,320.19	201.73	
Expenditures & Other Uses			
Project Expenses			
Total Uses		0.00	
Total Available	10,320.19	201.73	10,521.92
			10,521.92

Capital Improvement Facilities	FY 18-19	% Complete	% funded with fee
Capital Improvement Facilities Actual Expenses			
No expense this period			
Total	0.00		
Project Commitments	FY 2019-2020	Commitments	% funded with fee
None			
Total Project Commitments	-		

County of Riverside Executive Office
 Development Impact Fees
 Government Code 66000 Calculation
 FY 18-19

Development Impact Fees (DIF) are collected and used to address impacts caused by new development. The DIF fee amounts assessed and used are shown in Exhibit A

Sub-Fund 30542 -- Western County Library Book Fund

Account Description	Beginning Fund Balance	FY 18-19	Ending Fund Balance
Revenues & Other Sources	1,594,335.06		
Developer fees		73,163.02	
Interest income		31,305.62	
Total Sources	1,594,335.06	104,468.64	
Expenditures & Other Uses			
LSSI - Library books		299,999.99	
Total Uses		299,999.99	
Total Available	1,594,335.06	(195,531.35)	1,398,803.71
			1,398,803.71

Capital Improvement Facilities			
Capital Improvement Facilities Actual Expenses	FY 18-19	% Complete	% funded with fee
LSSI - Library books	299,999.99	100%	100%
Total	299,999.99		
Project Commitments			
Project Commitments	FY 2019-2020	Commitments	% funded with fee
LSSI - Library books (as needed basis)	0.00		100%
Total Project Commitments	0.00		

County of Riverside Executive Office
 Development Impact Fees
 Government Code 66000 Calculation
 FY 18-19

Development Impact Fees (DIF) are collected and used to address impacts caused by new development. The DIF fee amounts assessed and used are shown in Exhibit A

Sub-Fund 30543 -- Eastern County Library Book Fund

Account Description	Beginning Fund Balance	FY 18-19	Ending Fund Balance
Revenues & Other Sources	33,793.92		
Developer fees		5,495.94	
Interest income		686.00	
Total Sources	33,793.92	6,181.94	
Expenditures & Other Uses			
Project Expenses		0.00	
Total Uses		0.00	
Total Available	33,793.92	6,181.94	39,975.86
			39,975.86

Capital Improvement Facilities			
Capital Improvement Facilities Actual Expenses	FY 2018-2019	% Complete	% funded with fee
No expense this period			
Total	0.00		
Project Commitments			
Project Commitments	FY 2019-2020	Commitments	% funded with fee
None			
Total Project Commitments	-		

County of Riverside Executive Office
 Development Impact Fees
 Government Code 66000 Calculation
 FY 18-19

Development Impact Fees (DIF) are collected and used to address impacts caused by new development. The DIF fee amounts assessed and used are shown in Exhibit A

Sub-Fund 30544 -- Eastern County Public Facilities Fund

Account Description	Beginning Fund Balance	FY 18-19	Ending Fund Balance
Revenues & Other Sources	3,401,784.36		
Developer fees		38,943.58	
Interest income		66,824.02	
Total Sources	3,401,784.36	105,767.60	
Expenditures & Other Uses			
Project Expenses			
Total Uses		0.00	
Total Available	3,401,784.36	105,767.60	3,507,551.96

Capital Improvement Facilities			
Capital Improvement Facilities Actual Expenses	FY 18-19	% Complete	% funded with fee
No expense this period			
Total	0.00		
Project Commitments			
Project Commitments	FY 2019-2020	Commitments	% funded with fee
None			
Total Project Commitments	-		

County of Riverside Executive Office
 Development Impact Fees
 Government Code 66000 Calculation
 FY 18-19

Development Impact Fees (DIF) are collected and used to address impacts caused by new development. The DIF fee amounts assessed and used are shown in Exhibit A

Sub-Fund 30545 -- Western County Public Facilities Fund

Account Description	Beginning Fund Balance	FY 18-19	Ending Fund Balance
	7,115,638.77		
Revenues & Other Sources			
Developer fees		123,895.90	
Interest income		134,247.25	
Advance for Capital Project		117,397.34	
Total Sources	7,115,638.77	375,540.49	
Expenditures & Other Uses			
Nuview Library Replacement		739,090.38	
Total Uses		739,090.38	
Total Available	7,115,638.77	(363,549.89)	6,752,088.88
			6,752,088.88

Capital Improvement Facilities			
Capital Improvement Facilities Actual Expenses	FY 18-19	% Complete	% funded with fee
Nuview Library Replacement	739,090.38	50%	82%
Total	739,090.38		

Project Commitments	FY 2019-2020	Commitments	% funded with fee
SHERIFF STATION PERRIS FUEL & CAR WASH	374,803.06	75%	100%
NUVIEW LIBRARY REPLACEMENT	1,633,000.00	50%	82%
FY07-08 LOAN TO FUNDS 30509 AND 30514	157,132.63	76%	100%
Total Project Commitments	2,164,935.69		

County of Riverside Executive Office
 Development Impact Fees
 Government Code 66000 Calculation
 FY 18-19

Development Impact Fees (DIF) are collected and used to address impacts caused by new development. The DIF fee amounts assessed and used are shown in Exhibit A

Sub-Fund 30568 -- CC/PF-AP13 Mead Valley/Goodhope Area Plan Community Center/Park Fac Fund

Account Description	Beginning Fund Balance	FY 18-19	Ending Fund Balance
Revenues & Other Sources	5,247.98		
Developer fees		0.00	
Interest income		102.58	
Total Sources	5,247.98	102.58	
Expenditures & Other Uses			
Mead Valley Community Center		5,113.88	
Total Uses		5,113.88	
Total Available	5,247.98	(5,011.30)	236.68
			236.68

Capital Improvement Facilities			
Capital Improvement Facilities Actual Expenses	FY 18-19	% Complete	% funded with fee
Mead Valley Community Center	5,113.88	99%	100%
Total	5,113.88		
Project Commitments			
Project Commitments	FY 2019-2020	Commitments	% funded with fee
Mead Valley Community Center	76.12	1%	100%
Total Project Commitments	76.12		

County of Riverside Executive Office
 Development Impact Fees
 Government Code 66000 Calculation
 FY 18-19

Development Impact Fees (DIF) are collected and used to address impacts caused by new development. The DIF fee amounts assessed and used are shown in Exhibit A

Sub-Fund 30569 -- Western County Multi-Service Area

Account Description	Beginning Fund Balance	FY 18-19	Ending Fund Balance
Revenues & Other Sources	190,263.66		
Developer fees		96,267.50	
Interest income		4,456.32	
Total Sources	190,263.66	100,723.82	
Expenditures & Other Uses			
Project expenses			
Total Uses		0.00	
Total Available	190,263.66	100,723.82	290,987.48
			290,987.48

Capital Improvement Facilities			
Capital Improvement Facilities Actual Expenses	FY 18-19	% Complete	% funded with fee
No expense this period			
Total	0.00		
Project Commitments			
Project Commitments	FY 2019-2020	Commitments	% funded with fee
None			
Total Project Commitments	-		

County of Riverside Executive Office
 Development Impact Fees
 Government Code 66000 Calculation
 FY 18-19

Development Impact Fees (DIF) are collected and used to address impacts caused by new development. The DIF fee amounts assessed and used are shown in Exhibit A

Sub-Fund 11062 -- Countywide DIF Program Admin

Account Description	Beginning Fund Balance	FY 18-19	Ending Fund Balance
Revenues & Other Sources	83,057.89		
Developer Fees		146,215.54	
Interest income		1,534.07	
Total Sources	83,057.89	147,749.61	
Expenditures & Other Uses			
Legal Services		4,392.00	
Records Management		1,215.76	
Salary reimbursement		25,000.00	
Total Uses		30,607.76	
Total Available	83,057.89	117,141.85	200,199.74
			200,199.74

Admin Expenses	FY 18-19	% Complete	% funded with fee
Legal Services	4,392.00		100%
Records Management	1,215.76		100%
Salary reimbursement	25,000.00		100%
Total	30,607.76		

Project Commitments	FY 2019-2020	Commitments	% funded with fee
Admin expenses			100%
Total Project Commitments	-		

i	Library Books/Media	57	40	-	-	-	-	-
j	Regional Multi-Service Centers	-	-	-	-	-	-	-
Total		3,696	2,704	29,460	26,592	6,717	6,717	9,784

Area Plan		Single Family Residential** \$ per dwelling unit	Multi-Family Residential*** \$ per dwelling unit	Commercial \$ per acre	Office \$ per acre	Industrial \$ per acre	Surface Mining \$ per acre	Wineries \$ per acre
3	Highgrove							
a	Criminal Justice Public Facilities	1,269	1,015	3,798	3,798	1,925	1,925	2,617
b	Library Construction	115	80	-	-	-	-	-
c	Fire Protection	694	481	8,191	8,191	1,779	1,779	2,418
d	Traffic Improvement Facilities	651	457	15,551	11,473	2,266	2,266	4,007
e	Traffic Signals*	410	288	9,797	7,228	1,428	1,428	2,525
f	Regional Parks	852	591	-	-	-	-	-
g	Regional Trails	197	137	-	-	-	-	-
h	Flood Control	-	-	-	-	-	-	-
i	Library Books/Media	57	40	-	-	-	-	-
j	Regional Multi-Service Centers	75	53	-	-	-	-	-
Total		4,320	3,142	37,337	30,690	7,398	7,398	11,567

Area Plan		Single Family Residential** \$ per dwelling unit	Multi-Family Residential*** \$ per dwelling unit	Commercial \$ per acre	Office \$ per acre	Industrial \$ per acre	Surface Mining \$ per acre	Wineries \$ per acre
4	Reche Canyon / Badlands							
a	Criminal Justice Public Facilities	1,269	1,015	3,798	3,798	1,925	1,925	2,617
b	Library Construction	115	80	-	-	-	-	-
c	Fire Protection	694	481	8,191	8,191	1,779	1,779	2,418
d	Traffic Improvement Facilities	565	396	13,493	9,955	1,966	1,966	3,476
e	Traffic Signals*	410	288	9,797	7,228	1,428	1,428	2,525
f	Regional Parks	852	591	-	-	-	-	-

g	Regional Trails	197	137	-	-	-	-	-
h	Flood Control	-	-	-	-	-	-	-
i	Library Books/Media	57	40	-	-	-	-	-
j	Regional Multi-Service Centers	75	53	-	-	-	-	-
Total		4,234	3,081	35,279	29,172	7,098	7,098	11,036

Area Plan		Single Family Residential** \$ per dwelling unit	Multi-Family Residential*** \$ per dwelling unit	Commercial \$ per acre	Office \$ per acre	Industrial \$ per acre	Surface Mining \$ per acre	Wineries \$ per acre
5	Eastvale							
a	Criminal Justice Public Facilities	1,269	1,015	3,798	3,798	1,925	1,925	2,617
b	Library Construction	115	80	-	-	-	-	-
c	Fire Protection	694	481	8,191	8,191	1,779	1,779	2,418
d	Traffic Improvement Facilities	-	-	-	-	-	-	-
e	Traffic Signals*	410	288	9,797	7,228	1,428	1,428	2,525
f	Regional Parks	852	591	-	-	-	-	-
g	Regional Trails	197	137	-	-	-	-	-
h	Flood Control	-	-	-	-	-	-	-
i	Library Books/Media	57	40	-	-	-	-	-
j	Regional Multi-Service Centers	75	53	-	-	-	-	-
Total		3,669	2,685	21,786	19,217	5,132	5,132	7,560

Area Plan		Single Family Residential** \$ per dwelling unit	Multi-Family Residential*** \$ per dwelling unit	Commercial \$ per acre	Office \$ per acre	Industrial \$ per acre	Surface Mining \$ per acre	Wineries \$ per acre
6	Temescal Canyon							
a	Criminal Justice Public Facilities	1,269	1,015	3,798	3,798	1,925	1,925	2,617
b	Library Construction	115	80	-	-	-	-	-
c	Fire Protection	694	481	8,191	8,191	1,779	1,779	2,418
d	Traffic Improvement Facilities	612	430	14,636	10,798	2,133	2,133	3,771

e	Traffic Signals*	410	288	9,797	7,228	1,428	1,428	2,525
f	Regional Parks	852	591	-	-	-	-	-
g	Regional Trails	197	137	-	-	-	-	-
h	Flood Control	-	-	-	-	-	-	-
i	Library Books/Media	57	40	-	-	-	-	-
j	Regional Multi-Service Centers	75	53	-	-	-	-	-
Total		4,281	3,115	36,422	30,015	7,265	7,265	11,331

Area Plan		Single Family Residential** \$ per dwelling unit	Multi-Family Residential*** \$ per dwelling unit	Commercial \$ per acre	Office \$ per acre	Industrial \$ per acre	Surface Mining \$ per acre	Wineries \$ per acre
7	Lake Mathews / Woodcrest							
a	Criminal Justice Public Facilities	1,269	1,015	3,798	3,798	1,925	1,925	2,617
b	Library Construction	115	80	-	-	-	-	-
c	Fire Protection	694	481	8,191	8,191	1,779	1,779	2,418
d	Traffic Improvement Facilities	804	564	19,210	14,173	2,799	2,799	4,949
e	Traffic Signals*	410	288	9,797	7,228	1,428	1,428	2,525
f	Regional Parks	852	591	-	-	-	-	-
g	Regional Trails	197	137	-	-	-	-	-
h	Flood Control	-	-	-	-	-	-	-
i	Library Books/Media	57	40	-	-	-	-	-
j	Regional Multi-Service Centers	75	53	-	-	-	-	-
Total		4,473	3,249	40,996	33,390	7,931	7,931	12,509

Area Plan		Single Family Residential** \$ per dwelling unit	Multi-Family Residential*** \$ per dwelling unit	Commercial \$ per acre	Office \$ per acre	Industrial \$ per acre	Surface Mining \$ per acre	Wineries \$ per acre
8	March Air Force Reserve Base Policy Area							
a	Criminal Justice Public Facilities	1,269	1,015	3,798	3,798	1,925	1,925	2,617
b	Library Construction	115	80	-	-	-	-	-
c	Fire Protection	694	481	8,191	8,191	1,779	1,779	2,418

d	Traffic Improvement Facilities	-	-	-	-	-	-	-
e	Traffic Signals*	410	288	9,797	7,228	1,428	1,428	2,525
f	Regional Parks	852	591	-	-	-	-	-
g	Regional Trails	197	137	-	-	-	-	-
h	Flood Control	-	-	-	-	-	-	-
i	Library Books/Media	57	40	-	-	-	-	-
j	Regional Multi-Service Centers	75	53	-	-	-	-	-
Total		3,669	2,685	21,786	19,217	5,132	5,132	7,560

Area Plan		Single Family Residential**	Multi-Family Residential***	Commercial	Office	Industrial	Surface Mining	Wineries
		\$ per dwelling unit	\$ per dwelling unit	\$ per acre	\$ per acre	\$ per acre	\$ per acre	\$ per acre
9	Desert Center							
a	Criminal Justice Public Facilities	1,269	1,015	3,798	3,798	1,925	1,925	2,617
b	Library Construction	179	124	-	-	-	-	-
c	Fire Protection	1,248	866	14,722	14,722	3,197	3,197	4,347
d	Traffic Improvement Facilities	-	-	-	-	-	-	-
e	Traffic Signals*	410	288	9,797	7,228	1,428	1,428	2,525
f	Regional Parks	300	208	-	-	-	-	-
g	Regional Trails	185	129	-	-	-	-	-
h	Flood Control	-	-	-	-	-	-	-
i	Library Books/Media	57	40	-	-	-	-	-
j	Regional Multi-Service Centers	-	-	-	-	-	-	-
Total		3,648	2,670	28,317	25,748	6,550	6,550	9,489

Area Plan		Single Family Residential**	Multi-Family Residential***	Commercial	Office	Industrial	Surface Mining	Wineries
		\$ per dwelling unit	\$ per dwelling unit	\$ per acre	\$ per acre	\$ per acre	\$ per acre	\$ per acre
10	San Jacinto Valley							
a	Criminal Justice Public Facilities	1,269	1,015	3,798	3,798	1,925	1,925	2,617
b	Library Construction	115	80	-	-	-	-	-

c	Fire Protection	694	481	8,191	8,191	1,779	1,779	2,418
d	Traffic Improvement Facilities	105	74	2,516	1,856	367	367	648
e	Traffic Signals*	410	288	9,797	7,228	1,428	1,428	2,525
f	Regional Parks	852	591	-	-	-	-	-
g	Regional Trails	197	137	-	-	-	-	-
h	Flood Control	285	198	648	-	328	328	446
i	Library Books/Media	57	40	-	-	-	-	-
j	Regional Multi-Service Centers	75	53	-	-	-	-	-
Total		4,059	2,957	24,950	21,073	5,827	5,827	8,654

Area Plan		Single Family Residential**	Multi-Family Residential***	Commercial	Office	Industrial	Surface Mining	Wineries
		\$ per dwelling unit	\$ per dwelling unit	\$ per acre	\$ per acre	\$ per acre	\$ per acre	\$ per acre
11	REMAP							
a	Criminal Justice Public Facilities	1,269	1,015	3,798	3,798	1,925	1,925	2,617
b	Library Construction	115	80	-	-	-	-	-
c	Fire Protection	694	481	8,191	8,191	1,779	1,779	2,418
d	Traffic Improvement Facilities	182	128	4,345	3,206	633	633	1,119
e	Traffic Signals*	410	288	9,797	7,228	1,428	1,428	2,525
f	Regional Parks	852	591	-	-	-	-	-
g	Regional Trails	197	137	-	-	-	-	-
h	Flood Control	-	-	-	-	-	-	-
i	Library Books/Media	57	40	-	-	-	-	-
j	Regional Multi-Service Centers	75	53	-	-	-	-	-
Total		3,851	2,813	26,131	22,423	5,765	5,765	8,679

Area Plan		Single Family Residential**	Multi-Family Residential***	Commercial	Office	Industrial	Surface Mining	Wineries
		\$ per dwelling unit	\$ per dwelling unit	\$ per acre	\$ per acre	\$ per acre	\$ per acre	\$ per acre
12	Lakeview / Nuevo							
a	Criminal Justice Public Facilities	1,269	1,015	3,798	3,798	1,925	1,925	2,617

b	Library Construction	115	80	-	-	-	-	-
c	Fire Protection	694	481	8,191	8,191	1,779	1,779	2,418
d	Traffic Improvement Facilities	29	20	686	506	100	100	177
e	Traffic Signals*	410	288	9,797	7,228	1,428	1,428	2,525
f	Regional Parks	852	591	-	-	-	-	-
g	Regional Trails	197	137	-	-	-	-	-
h	Flood Control	-	-	-	-	-	-	-
i	Library Books/Media	57	40	-	-	-	-	-
j	Regional Multi-Service Centers	75	53	-	-	-	-	-
Total		3,698	2,705	22,472	19,723	5,232	5,232	7,737

Area Plan		Single Family Residential** \$ per dwelling unit	Multi-Family Residential*** \$ per dwelling unit	Commercial \$ per acre	Office \$ per acre	Industrial \$ per acre	Surface Mining \$ per acre	Wineries \$ per acre
13	Mead Valley/Good Hope							
a	Criminal Justice Public Facilities	1,269	1,015	3,798	3,798	1,925	1,925	2,617
b	Library Construction	115	80	-	-	-	-	-
c	Fire Protection	694	481	8,191	8,191	1,779	1,779	2,418
d	Traffic Improvement Facilities	450	316	10,748	7,930	1,566	1,566	2,769
e	Traffic Signals*	410	288	9,797	7,228	1,428	1,428	2,525
f	Regional Parks	852	591	-	-	-	-	-
g	Regional Trails	197	137	-	-	-	-	-
h	Flood Control	40	28	90	-	45	45	61
i	Library Books/Media	57	40	-	-	-	-	-
j	Regional Multi-Service Centers	75	53	-	-	-	-	-
Total		4,159	3,029	32,624	27,147	6,743	6,743	10,390

Area Plan		Single Family Residential** \$ per dwelling unit	Multi-Family Residential*** \$ per dwelling unit	Commercial \$ per acre	Office \$ per acre	Industrial \$ per acre	Surface Mining \$ per acre	Wineries \$ per acre
14	Palo Verde Valley							

a	Criminal Justice Public Facilities	1,269	1,015	3,798	3,798	1,925	1,925	2,617
b	Library Construction	179	124	-	-	-	-	-
c	Fire Protection	1,248	866	14,722	14,722	3,197	3,197	4,347
d	Traffic Improvement Facilities	57	40	1,372	1,012	200	200	354
e	Traffic Signals*	410	288	9,797	7,228	1,428	1,428	2,525
f	Regional Parks	300	208	-	-	-	-	-
g	Regional Trails	185	129	-	-	-	-	-
h	Flood Control	-	-	-	-	-	-	-
i	Library Books/Media	57	40	-	-	-	-	-
j	Regional Multi-Service Centers	-	-	-	-	-	-	-
Total		3,705	2,710	29,689	26,760	6,750	6,750	9,843

Area Plan		Single Family Residential** \$ per dwelling unit	Multi-Family Residential*** \$ per dwelling unit	Commercial \$ per acre	Office \$ per acre	Industrial \$ per acre	Surface Mining \$ per acre	Wineries \$ per acre
15	Greater Elsinore							
a	Criminal Justice Public Facilities	1,269	1,015	3,798	3,798	1,925	1,925	2,617
b	Library Construction	115	80	-	-	-	-	-
c	Fire Protection	694	481	8,191	8,191	1,779	1,779	2,418
d	Traffic Improvement Facilities	163	114	3,888	2,868	567	567	1,002
e	Traffic Signals*	410	288	9,797	7,228	1,428	1,428	2,525
f	Regional Parks	852	591	-	-	-	-	-
g	Regional Trails	197	137	-	-	-	-	-
h	Flood Control	-	-	-	-	-	-	-
i	Library Books/Media	57	40	-	-	-	-	-
j	Regional Multi-Service Centers	75	53	-	-	-	-	-
Total		3,832	2,799	25,674	22,085	5,699	5,699	8,562

Area Plan		Single Family Residential**	Multi-Family Residential***	Commercial	Office	Industrial	Surface Mining	Wineries
-----------	--	-----------------------------	-----------------------------	------------	--------	------------	----------------	----------

16	Harvest Valley/Winchester	\$ per dwelling unit	\$ per dwelling unit	\$ per acre	\$ per acre	\$ per acre	\$ per acre	\$ per acre
a	Criminal Justice Public Facilities	1,269	1,015	3,798	3,798	1,925	1,925	2,617
b	Library Construction	115	80	-	-	-	-	-
c	Fire Protection	694	481	8,191	8,191	1,779	1,779	2,418
d	Traffic Improvement Facilities	-	-	-	-	-	-	-
e	Traffic Signals*	410	288	9,797	7,228	1,428	1,428	2,525
f	Regional Parks	852	591	-	-	-	-	-
g	Regional Trails	197	137	-	-	-	-	-
h	Flood Control	-	-	-	-	-	-	-
i	Library Books/Media	57	40	-	-	-	-	-
j	Regional Multi-Service Centers	75	53	-	-	-	-	-
Total		3,669	2,685	21,786	19,217	5,132	5,132	7,560

Area Plan		Single Family Residential**	Multi-Family Residential***	Commercial	Office	Industrial	Surface Mining	Wineries
		\$ per dwelling unit	\$ per dwelling unit	\$ per acre	\$ per acre	\$ per acre	\$ per acre	\$ per acre
17	Sun City / Menifee Valley							
a	Criminal Justice Public Facilities	1,269	1,015	3,798	3,798	1,925	1,925	2,617
b	Library Construction	115	80	-	-	-	-	-
c	Fire Protection	694	481	8,191	8,191	1,779	1,779	2,418
d	Traffic Improvement Facilities	-	-	-	-	-	-	-
e	Traffic Signals*	410	288	9,797	7,228	1,428	1,428	2,525
f	Regional Parks	852	591	-	-	-	-	-
g	Regional Trails	197	137	-	-	-	-	-
h	Flood Control	-	-	-	-	-	-	-
i	Library Books/Media	57	40	-	-	-	-	-
j	Regional Multi-Service Centers	75	53	-	-	-	-	-
Total		3,669	2,685	21,786	19,217	5,132	5,132	7,560

Area Plan		Single Family Residential**	Multi-Family Residential***	Commercial	Office	Industrial	Surface Mining	Wineries
		\$ per dwelling unit	\$ per dwelling unit	\$ per acre	\$ per acre	\$ per acre	\$ per acre	\$ per acre
18	Eastern Coachella Valley							
a	Criminal Justice Public Facilities	1,269	1,015	3,798	3,798	1,925	1,925	2,617
b	Library Construction	179	124	-	-	-	-	-
c	Fire Protection	1,248	866	14,722	14,722	3,197	3,197	4,347
d	Traffic Improvement Facilities	737	517	17,609	12,992	2,566	2,566	4,537
e	Traffic Signals*	410	288	9,797	7,228	1,428	1,428	2,525
f	Regional Parks	300	208	-	-	-	-	-
g	Regional Trails	185	129	-	-	-	-	-
h	Flood Control	-	-	-	-	-	-	-
i	Library Books/Media	57	40	-	-	-	-	-
j	Regional Multi-Service Centers	-	-	-	-	-	-	-
	Total	4,385	3,187	45,926	38,740	9,116	9,116	14,026

Area Plan		Single Family Residential**	Multi-Family Residential***	Commercial	Office	Industrial	Surface Mining	Wineries
		\$ per dwelling unit	\$ per dwelling unit	\$ per acre	\$ per acre	\$ per acre	\$ per acre	\$ per acre
19	Southwest Area							
a	Criminal Justice Public Facilities	1,269	1,015	3,798	3,798	1,925	1,925	2,617
b	Library Construction	115	80	-	-	-	-	-
c	Fire Protection	694	481	8,191	8,191	1,779	1,779	2,418
d	Traffic Improvement Facilities	-	-	-	-	-	-	-
e	Traffic Signals*	410	288	9,797	7,228	1,428	1,428	2,525
f	Regional Parks	852	591	-	-	-	-	-
g	Regional Trails	197	137	-	-	-	-	-
h	Flood Control	-	-	-	-	-	-	-
i	Library Books/Media	57	40	-	-	-	-	-
j	Regional Multi-Service Centers	75	53	-	-	-	-	-

		Total	3,669	2,685	21,786	19,217	5,132	5,132	7,560
Area Plan		Single Family Residential**	Multi-Family Residential***	Commercial	Office	Industrial	Surface Mining	Wineries	
		\$ per dwelling unit	\$ per dwelling unit	\$ per acre	\$ per acre	\$ per acre	\$ per acre	\$ per acre	\$ per acre
20	The Pass								
a	Criminal Justice Public Facilities	1,269	1,015	3,798	3,798	1,925	1,925	2,617	
b	Library Construction	115	80	-	-	-	-	-	
c	Fire Protection	694	481	8,191	8,191	1,779	1,779	2,418	
d	Traffic Improvement Facilities	316	222	7,547	5,568	1,100	1,100	1,944	
e	Traffic Signals*	410	288	9,797	7,228	1,428	1,428	2,525	
f	Regional Parks	852	591	-	-	-	-	-	
g	Regional Trails	197	137	-	-	-	-	-	
h	Flood Control	-	-	-	-	-	-	-	
i	Library Books/Media	57	40	-	-	-	-	-	
j	Regional Multi-Service Centers	75	53	-	-	-	-	-	
Total		3,985	2,907	29,333	24,785	6,232	6,232	9,504	

*Traffic Signals charged at less than nexus maximum fee

**Includes a \$400 jail fee component reduction

***Includes a \$143 jail fee component reduction

ATTACHMENT C

Annual Report on INTERIM OPEN SPACE MITIGATION FEES (Summarizing Ordinance No. 810)



ANNUAL REPORT FOR INTERIM OPEN-SPACE MITIGATION FEE FY 2018/2019

Brief Description of Fee

The Interim Open-Space Mitigation Fee was adopted as Ordinance No. 810 on March 13, 2001 and became effective sixty (60) days after the adoption. The Interim Open-Space Mitigation Fee was collected and used toward the acquisition of open-space and the preservation of wildlife and their habitats.

Ordinance 810.1, amending Ordinance No. 810, was adopted by the Riverside County Board of Supervisors on November 26, 2002. The amendment added the categories of Multi-Family Residential and Surface Mining Projects and adjusted the fees. The effective date of these changes was January 24, 2003.

Collection of Fee

On June 23, 2004, the U.S. Fish and Wildlife Service issued the permit for the Western Riverside County Multiple-Species Habitat Conservation Plan (MSHCP). As of that date, Ordinance 810.2, amending Ordinance No. 810 and establishing the Western Riverside County Multiple Species Habitat Conservation Plan Mitigation Fee, went into effect and Ordinance 810.1 was superseded. Fees collected under Ordinance No. 810 are now the responsibility of the Western Riverside County Regional Conservation Authority (RCA). The annual report for Interim Open Space Mitigations Fees collected under Ordinance No. 810, as amended through Ordinance No. 810.1, continues to be prepared by the County of Riverside Executive Office until the funds are depleted. MSHCP mitigation fees now collected under Ordinance No. 810, as amended through Ordinance No. 810.2, are not reported by the county since those fees are now the responsibility of the RCA.

Amount of the Fee

Interim Open-Space Mitigation Fees are no longer collected under Ordinance No. 810, as amended through Ordinance No. 810.1.

Detailed Procedures of the Duties and Responsibility of each County Staff Member Necessary to Implement Ordinance 810.1

As stated above, Interim Open-Space Mitigation fees are no longer collected pursuant to Ordinance No. 810.1. Pursuant to Section 5 of the Ordinance, the administration of the DM fees are given to the County Executive Office. For the unspent balance, the Executive Office is responsible for accounting and disbursement based on an authorization for use of those funds. An authorization to purchase land using the fund is generated through Board agenda submittal and approved by the County of Riverside Board of Supervisors.

COUNTY OF RIVERSIDE EXECUTIVE OFFICE
INTERIM OPEN SPACE MITIGATION FEES FOR FY 18-19

TYPE OF FEE	TABLE NO. 3
AMOUNT OF FEE:	INTERIM OPEN SPACE MITIGATION FEES COLLECTED UNDER ORDINANCE NO. 810, AS AMENDED THROUGH ORDINANCE NO. 810.1

DESCRIPTION FUND NO. FY 18-19 (Project)	FUND NAME	BEGINNING BALANCE 07/01/18	FEES COLLECTED FY 18-19	REFUNDS FY 18-19	INTEREST EARNED FY 18-19	PROJECT EXPENDITURES (1) FY 18-19	ENDING BALANCE 06/30/19
30547	Interim Open Space Fees	164,345.08	-	-	3,212.37	-	167,557.45
TOTAL							167,557.45

(1) There were no expenditures for FY 18-19

County of Riverside
 Interim Open Space Mitigation Fee
 Government Code 66000 Calculation
 FY 2018-2019

Interim Open Space Mitigation Fees are no longer collected under Ordinance 810, as amended through Ordinance No. 810.1

Account Description	Beginning Fund Balance	FY 2018-2019	Ending Fund Balance
Beginning balance	164,345.08		
Revenues & Other Sources			
Developer fees		0.00	
Interest income		3,212.37	
Miscellaneous Revenue			
Total Sources	164,345.08	3,212.37	0.00
Expenditures & Other Uses			
Construction			
Total Uses	0.00	0.00	0.00
Total Available	164,345.08	3,212.37	167,557.45

Capital Improvement Facilities			
Capital Improvement Facilities Actual Expenses	FY 2018-2019	% Complete	% funded with fee
No expense this period	none	0%	0%
Total	0		

Anticipated Future Projects	FY 2019-2020	% Complete	% funded with fee
none		none	0%
		none	0%
		none	0%
Total Anticipated Future Projects	-		

ATTACHMENT D

Annual Report on
DEVELOPER AGREEMENT FEES (DA)
(Pursuant to California Government Code 65864)



**ANNUAL REPORT FOR DEVELOPER AGREEMENT FEES (DA)
FY 2018/2019**

Brief Description of Fee

Development Agreements are legal contracts between the County and a developer pursuant to Government Code section 65864 et seq. Unless otherwise provided by the terms of the development agreement, the applicable rules, regulations, ordinances, and policies that govern the development project are those that are in force at the time of the execution of the agreement. A development agreement is intended to strengthen the public planning process, encourage private participation in comprehensive planning, reduce the economic costs of development, and promote the maximum efficient utilization of resources at the least economic cost to the public. Development agreements provide a higher level of certainty to the developer as the development project moves forward, in exchange for having the development project provide significant public benefits over and above those normally required to mitigate the development project's impacts.

In December 1987, the Board of Supervisors adopted Resolution No. 87-525 establishing procedures and requirements consistent with provisions of the California Government Code 65864 et al. for consideration of development agreements. At that time, the procedures and requirements provided for a "Public Facilities and Services Mitigation." This fee was divided into four components: (a) public facilities, (b) regional parkland, (c) habitat conservation and open space land bank, and (d) public services offset. With the exception of the public services offset, development agreement revenue from development agreements entered into pursuant to the procedures and requirements in Resolution 87-525 is used to help the County construct capital facilities and acquire parkland, trails, habitat and open space to meet the demand caused by new growth and development. The public services offset is intended to help defray the cost of providing governmental services, such as Sheriff's patrol services and litter control.

During fiscal year 16/17, Development Agreement No. 7 was the only development agreement still in place under Resolution No. 87-525 containing a "Public Facilities and Services Mitigation Fee." Development Agreement No. 7 expired by its own terms on July 12, 2017.

On September 11, 2001, the Board of Supervisors rescinded the Development Agreement Program in place under Resolution No. 87-525. On February 7, 2012, the Board of Supervisors adopted Resolution No. 2012-047 establishing procedures and requirements for the consideration of development agreements for solar power plants. On September 11, 2012, the Board adopted Resolution No. 2012-201 establishing procedures and requirements for the consideration of development agreements for commercial or industrial projects. On July 15, 2014, the Board adopted Resolution No. 2014-034 establishing procedures and requirements for the consideration of development agreements for residential projects.

While the Board has entered into several development agreements for solar power plant projects that include provisions regarding public benefit payments to the County, none of the solar power plant payments constitute a "fee" as defined in Government Code section 66006(d) and therefore, not included in this report. In December 2017, the Board approved Development Agreement No. 73 (The Villages of Lakeview Project) which includes several different types of public benefits payments. No payments have been made under Development Agreement No. 73 but it is foreseeable that some of the payments made in the future will be for public improvements that will be included in future reports.

Detailed Procedures of the Duties and Responsibility of each County Staff Member Necessary to Implement Developer Agreement Fees

The Developer Agreement fee is imposed for those developments which fall under the specified Developer Agreement. TLMA processes a deposit into the appropriate DA fund(s) after the fee has been paid. The record of deposit is verified by an analyst within the County of Riverside Executive Office. The County of Riverside Executive Office is responsible for the accounting and disbursement of fees collected. The analyst verifies deposits against the monthly financial reports or through electronic query reports available within the county's financial system. Administration and disbursement of the official monthly reports are overseen by the County of Riverside Auditor-Controller's Office. Deposits are verified to ensure the proper recording of cash receipts.

An authorization to disburse from the DA funds is generated through Board agenda submittal and approval by the County of Riverside Board of Supervisors. Once authorization has been received, the analyst coordinates with the requesting department to verify where and when payment should be made. Direction to make payment is given to the Executive Office accounting staff by the analyst per Board of Supervisors' direction. Payment is made through the financial system by the Executive Office accounting staff. After review for appropriateness of payment, the accounts payable staff within the County of Riverside Auditor-Controller's Office releases the check for payment.

COUNTY OF RIVERSIDE EXECUTIVE OFFICE
DEVELOPER AGREEMENT FEES FOR FY 18-19

TABLE NO. 4 - PAGE 1											
TYPE OF FEE DEVELOPER AGREEMENT FEES											
AMOUNT OF FEE: (See attached fee schedules)											
DESCRIPTION FUND NO. FY 18-19 (Project)	FUND NAME	SUPERVISORIAL DISTRICT	BEGINNING BALANCE 07/01/18	FEES COLLECTED FY 18-19	INTEREST EARNED FY 18-19	PROJECT EXPENDITURES FY 18-19	OTHERS FY 18-19	ENDING BALANCE 06/30/19	COMMITMENTS 06/30/19	BALANCE AFTER COMMITMENTS 06/30/19	COMMENTS
30553	DA-HC-SD-1	1	2,955.70		57.78	-	-	3,013.48	-	3,013.48	
30554	DA-HC-SD-2	2	1,740.41	2,028.60	35.50	-	-	3,804.51	-	3,804.51	
30555	DA-HC-SD-3	3	1,998.23		39.05	-	-	2,037.28	-	2,037.28	
30556	DA-PF-SD-1	1	254,669.59	61,740.00	5,523.64	-	-	321,933.23	321,336.51	596.72	
30557	DA-PF-SD-2	2	220,715.75		4,314.22	-	-	225,029.97	-	225,029.97	
30558	DA-PF-SD-3	3	88,666.41		1,733.11	-	-	90,399.52	-	90,399.52	
30559	DA-PF-SD-4	4	155,858.72		3,046.49	-	-	158,905.21	-	158,905.21	
30560	DA-PF-SD-5	5	21.54		0.42	-	-	21.96	-	21.96	
30561	DA-PS-COW	ALL	230,867.65		4,512.64	-	-	235,380.29	-	235,380.29	
30562	DA-RP-SD-1	1	7,806.33		152.61	-	-	7,958.94	-	7,958.94	
30563	DA-RP-SD-2	2	220.70		4.30	-	-	225.00	-	225.00	
30564	DA-RP-SD-3	3	3,996.91		78.13	-	-	4,075.04	3,786.68	288.36	
30565	DA-RT-SD-1	1	3,416.58		66.79	-	-	3,483.37	-	3,483.37	
30566	DA-RT-SD-2	2	329.22		6.42	-	-	335.64	-	335.64	
30567	DA-RT-SD-3	3	8,933.51		174.62	-	-	9,108.13	-	9,108.13	
TOTAL			982,197.25	63,768.60	19,745.72	-	-	1,065,711.57	325,123.19	740,588.38	

ABBREVIATION KEY:	
HC	Habitat Conservation & Open Space
SD	Supervisorial District
PF	Public Facilities
CC	Community Center
RP	Regional Parks
RT	Regional Trails
PS	Public Services
FCP	Flood Control Facilities
WC	Western County
RBI	Roads, Bridges Major Imp Fund
ERC	Eastern Riverside County
COW	Countywide
WRC	Western Riverside County
CDM	County Development Mitigation

County of Riverside Executive Office
 Developer Agreement Fees
 Government Code 66000 Calculation
 FY 18-19

Development Agreement Fees (DA) is imposed for those developments that fall under a specified Developer Agreement.

Sub-Fund 30553 -- DA - Habitat Conservation and Open Space - SD -1

Account Description	Beginning Fund Balance	FY 2018-2019	Ending Fund Balance
Revenues & Other Sources	2,955.70		
Developer fees		0.00	
Interest income		57.78	
Total Sources	2,955.70	57.78	
Expenditures & Other Uses			
Habitat Conservation project		0.00	
Total Uses		0.00	
Total Available	2,955.70	57.78	3,013.48

3,013.48

Capital Improvement Facilities			
Capital Improvement Facilities Actual Expenses	FY 2018-2019	% Complete	% funded with fee
No expense this period			
Total	0.00		

Project Commitments	FY 2019-2020	% Complete	% funded with fee
none			
Total Project Commitments	-		

County of Riverside Executive Office
 Developer Agreement Fees
 Government Code 66000 Calculation
 FY 18-19

Development Agreement Fees (DA) is imposed for those developments that fall under a specified Developer Agreement.

Sub-Fund 30554 -- DA - Habitat Conservation and Open Space - SD -2

Account Description	Beginning Fund Balance	FY 2018-2019	Ending Fund Balance
Revenues & Other Sources	1,740.41		
Developer fees		2,028.60	
Interest income		35.50	
Total Sources	1,740.41	2,064.10	
Expenditures & Other Uses			
Habitat Conservation project		0.00	
Total Uses		0.00	
Total Available	1,740.41	2,064.10	3,804.51

3,804.51

Capital Improvement Facilities			
Capital Improvement Facilities Actual Expenses	FY 2018-2019	% Complete	% funded with fee
No expense this period			
Total	0.00		

Project Commitments	FY 2019-2020	% Complete	% funded with fee
none			
Total Project Commitments	-		

County of Riverside Executive Office
 Developer Agreement Fees
 Government Code 66000 Calculation
 FY 18-19

Development Agreement Fees (DA) is imposed for those developments that fall under a specified Developer Agreement.

Sub-Fund 30555 -- DA - Habitat Conservation and Open Space - SD -3

Account Description	Beginning Fund Balance	FY 2018-2019	Ending Fund Balance
Revenues & Other Sources	1,998.23		
Developer fees		0.00	
Interest income		39.05	
Total Sources	1,998.23	39.05	
Expenditures & Other Uses			
Project expense		0.00	
Total Uses		0.00	
Total Available	1,998.23	39.05	2,037.28

2,037.28

Capital Improvement Facilities			
Capital Improvement Facilities Actual Expenses	FY 2018-2019	% Complete	% funded with fee
No expense this period			
Total	0.00		

Project Commitments	FY 2019-2020	% Complete	% funded with fee
none			
Total Project Commitments	-		

County of Riverside Executive Office
 Developer Agreement Fees
 Government Code 66000 Calculation
 FY 18-19

Development Agreement Fees (DA) is imposed for those developments that fall under a specified Developer Agreement.

Sub-Fund 30556 -- DA - Public Facilities - SD -1

Account Description	Beginning Fund Balance	FY 2018-2019	Ending Fund Balance
Revenues & Other Sources	254,669.59		
Developer fees		61,740.00	
Interest income		5,523.64	
Total Sources	254,669.59	67,263.64	
Expenditures & Other Uses		0.00	
Total Uses		0.00	
Total Available	254,669.59	67,263.64	321,933.23

321,933.23

Capital Improvement Facilities			
Capital Improvement Facilities Actual Expenses	FY 2018-2019	% Complete	% funded with fee
No expense this period	none		
Total	0.00		

Project Commitments	FY 2019-2020	% Complete	% funded with fee
Good Hope Park & Community Center	128,738.00	none	100%
Lakeland Village Community Center	109,131.46		
Total Project Commitments	237,869.46		

County of Riverside Executive Office
 Developer Agreement Fees
 Government Code 66000 Calculation
 FY 18-19

Development Agreement Fees (DA) is imposed for those developments that fall under a specified Developer Agreement.

Sub-Fund 30557 -- DA - Public Facilities - SD -2

Account Description	Beginning Fund Balance	FY 2018-2019	Ending Fund Balance
Revenues & Other Sources	220,715.75		
Developer fees		0.00	
Interest income		4,314.22	
Total Sources	220,715.75	4,314.22	
Expenditures & Other Uses			
Project Expenses		0.00	
Total Uses		0.00	
Total Available	220,715.75	4,314.22	225,029.97

225,029.97

Capital Improvement Facilities			
Capital Improvement Facilities Actual Expenses	FY 2018-2019	% Complete	% funded with fee
No expense this period	none		
Total	0.00		

Project Commitments	FY 2019-2020	% Complete	% funded with fee
none			
Total Project Commitments	0.00		

County of Riverside Executive Office
 Development Impact Fees
 Government Code 66000 Calculation
 FY 18-19

Development Agreement Fees (DA) is imposed for those developments that fall under a specified Developer Agreement.

Sub-Fund 30558 -- DA - Public Facilities - SD - 3

Account Description	Beginning Fund Balance	FY 2018-2019	Ending Fund Balance
Revenues & Other Sources	88,666.41		
Developer fees		0.00	
Interest income		1,733.11	
Total Sources	88,666.41	1,733.11	
Expenditures & Other Uses			
Multi-Purpose Park - Mayberry Ave. MO 3.12-01/12/16		0.00	
Total Uses		0.00	
Total Available	88,666.41	1,733.11	90,399.52

90,399.52

Capital Improvement Facilities			
Capital Improvement Facilities Actual Expenses	FY 2018-2019	% Complete	% funded with fee
No expense this period	0.00		
Total	0.00		

Project Commitments	FY 2019-2020	% Complete	% funded with fee
none			
Total Project Commitments	0.00		

County of Riverside Executive Office
 Development Impact Fees
 Government Code 66000 Calculation
 FY 18-19

Development Agreement Fees (DA) is imposed for those developments that fall under a specified Developer Agreement.

Sub-Fund 30559 -- DA - Public Facilities - SD - 4

Account Description	Beginning Fund Balance	FY 2018-2019	Ending Fund Balance
Revenues & Other Sources	155,858.72		
Developer fees		0.00	
Interest income		3,046.49	
Total Sources	155,858.72	3,046.49	
Expenditures & Other Uses			
Project expenses		0.00	
Total Uses		0.00	
Total Available	155,858.72	3,046.49	158,905.21
			158,905.21

Capital Improvement Facilities			
Capital Improvement Facilities Actual Expenses	FY 2018-2019	% Complete	% funded with fee
No expense this period			
Total	0.00		

Project Commitments	FY 2019-2020	% Complete	% funded with fee
none			
Total Project Commitments	0.00		

County of Riverside Executive Office
 Development Impact Fees
 Government Code 66000 Calculation
 FY 18-19

Development Agreement Fees (DA) is imposed for those developments that fall under a specified Developer Agreement.

Sub-Fund 30560 -- DA-Public Facilities-SD-5

Account Description	Beginning Fund Balance	FY 2018-2019	Ending Fund Balance
Revenues & Other Sources	21.54		
Developer fees		0.00	
Interest income		0.42	
Total Sources	21.54	0.42	
Expenditures & Other Uses			
Project Expenses		0.00	
Total Uses		0.00	
Total Available	21.54	0.42	21.96

21.96

Capital Improvement Facilities			
Capital Improvement Facilities Actual Expenses	FY 2018-2019	% Complete	% funded with fee
No expense this period			
Total	0.00		

Project Commitments	FY 2019-2020	% Complete	% funded with fee
none			
Total Project Commitments	0.00		

County of Riverside Executive Office
 Development Impact Fees
 Government Code 66000 Calculation
 FY 18-19

Development Agreement Fees (DA) is imposed for those developments that fall under a specified Developer Agreement.

Sub-Fund 30561 -- DA - Public Facilities - SD - 5

Account Description	Beginning Fund Balance	FY 2018-2019	Ending Fund Balance
Revenues & Other Sources	230,867.65		
Developer fees		0.00	
Interest income		4,512.64	
Total Sources	230,867.65	4,512.64	
Expenditures & Other Uses			
Project Expenditures		0.00	
Total Uses		0.00	
Total Available	230,867.65	4,512.64	235,380.29
			235,380.29

Capital Improvement Facilities			
Capital Improvement Facilities Actual Expenses	FY 2018-2019	% Complete	% funded with fee
No expense this period			
Total	0.00		

Project Commitments	FY 2019-2020	% Complete	% funded with fee
none			
Total Project Commitments	0.00		

County of Riverside Executive Office
 Developer Agreement Fees
 Government Code 66000 Calculation
 FY 18-19

Development Agreement Fees (DA) is imposed for those developments that fall under a specified Developer Agreement.

Sub-Fund 30562 -- DA-RP-SD-1

Account Description	Beginning Fund Balance	FY 2018-2019	Ending Fund Balance
Revenues & Other Sources	7,806.33		
Developer fees		0.00	
Interest income		152.61	
Total Sources	7,806.33	152.61	
Expenditures & Other Uses			
Project Expenditures		0.00	
Total Uses		0.00	
Total Available	7,806.33	152.61	7,958.94

7,958.94

Capital Improvement Facilities

Capital Improvement Facilities Actual Expenses	FY 2018-2019	% Complete	% funded with fee
No expense this period			
Total	0.00		

Project Commitments	FY 2019-2020	% Complete	% funded with fee
none			
Total Project Commitments	-		

County of Riverside Executive Office
 Developer Agreement Fees
 Government Code 66000 Calculation
 FY 18-19

Development Agreement Fees (DA) is imposed for those developments that fall under a specified Developer Agreement.

Sub-Fund 30563 -- DA-RP-SD-2

Account Description	Beginning Fund Balance	FY 2018-2019	Ending Fund Balance
Revenues & Other Sources	220.70		
Developer fees		0.00	
Interest income		4.30	
Total Sources	220.70	4.30	
Expenditures & Other Uses			
Project Expenditures		0.00	
Total Uses		0.00	
Total Available	220.70	4.30	225.00
			225.00

Capital Improvement Facilities			
Capital Improvement Facilities Actual Expenses	FY 2018-2019	% Complete	% funded with fee
No expense this period			
Total	0.00		

Project Commitments	FY 2019-2020	% Complete	% funded with fee
none			
Total Project Commitments	-		

County of Riverside Executive Office
 Developer Agreement Fees
 Government Code 66000 Calculation
 FY 18-19

Development Agreement Fees (DA) is imposed for those developments that fall under a specified Developer Agreement.

Sub-Fund 30564 -- DA-RP-SD-3

Account Description	Beginning Fund Balance	FY 2018-2019	Ending Fund Balance
Revenues & Other Sources	3,996.91		
Developer fees		0.00	
Interest income		78.13	
Total Sources	3,996.91	78.13	
Expenditures & Other Uses		0.00	
Total Uses		0.00	
Total Available	3,996.91	78.13	4,075.04

4,075.04

Capital Improvement Facilities			
Capital Improvement Facilities Actual Expenses	FY 2018-2019	% Complete	% funded with fee
No expense this period	0.00	100%	100%
Total	0.00		

Project Commitments	FY 2019-2020	% Complete	% funded with fee
Idyllwild Regional Parks	3,768.68	none	100%
Total Project Commitments	3,768.68		

County of Riverside Executive Office
 Developer Agreement Fees
 Government Code 66000 Calculation
 FY 18-19

Development Agreement Fees (DA) is imposed for those developments that fall under a specified Developer Agreement.

Sub-Fund 30565 -- DA-RT-SD-1

Account Description	Beginning Fund Balance	FY 2018-2019	Ending Fund Balance
Revenues & Other Sources	3,416.58		
Developer fees		0.00	
Interest income		66.79	
Total Sources	3,416.58	66.79	
Expenditures & Other Uses		0.00	
Total Uses		0.00	
Total Available	3,416.58	66.79	3,483.37

3,483.37

Capital Improvement Facilities			
Capital Improvement Facilities Actual Expenses	FY 2018-2019	% Complete	% funded with fee
No expense this period			
Total	0.00		

Project Commitments	FY 2019-2020	% Complete	% funded with fee
none			
Total Project Commitments			

County of Riverside Executive Office
 Developer Agreement Fees
 Government Code 66000 Calculation
 FY 18-19

Development Agreement Fees (DA) is imposed for those developments that fall under a specified Developer Agreement.

Sub-Fund 30566 -- DA-RT-SD-2

Account Description	Beginning Fund Balance	FY 2018-2019	Ending Fund Balance
Revenues & Other Sources	329.22		
Developer fees		0.00	
Interest income		6.42	
Total Sources	329.22	6.42	
Expenditures & Other Uses		0.00	
Total Uses		0.00	
Total Available	329.22	6.42	335.64

329.22

Capital Improvement Facilities

Capital Improvement Facilities Actual Expenses	FY 2018-2019	% Complete	% funded with fee
No expense this period			
Total	0.00		

Project Commitments	FY 2019-2020	% Complete	% funded with fee
none identified yet			
Total Project Commitments	-		

County of Riverside Executive Office
 Developer Agreement Fees
 Government Code 66000 Calculation
 FY 18-19

Development Agreement Fees (DA) is imposed for those developments that fall under a specified Developer Agreement.

Sub-Fund 30567 -- DA-RT-SD-3

Account Description	Beginning Fund Balance	FY 2018-2019	Ending Fund Balance
Revenues & Other Sources	8,933.51		
Developer fees		0.00	
Interest income		174.62	
Total Sources	8,933.51	174.62	
Expenditures & Other Uses		0.00	
Total Uses		0.00	
Total Available	8,933.51	174.62	9,108.13

9,108.13

Capital Improvement Facilities			
Capital Improvement Facilities Actual Expenses	FY 2018-2019	% Complete	% funded with fee
No expense this period			
Total	0.00		

Project Commitments	FY 2019-2020	% Complete	% funded with fee
none			
Total Project Commitments			

ATTACHMENT E

**Annual Report on
TRANSPORTATION DEPARTMENT MITIGATION FEES
ROAD AND BRIDGE BENEFIT DISTRICTS (RBBD)
FY 2018/2019**



**ANNUAL REPORT FOR THE ROAD AND BRIDGE
BENEFIT DISTRICTS (RBBB)
FY 2018/2019**

Brief Description of Fee

Section 66484 of the California Government Code provides that a local ordinance may require the payment of a fee as a condition of approval of a final map or as a condition of the issuing a building permit for the purpose of defraying the actual or estimated cost of constructing bridges and major thoroughfares.

The procedures for the formation and amendment of a RBBB were established by Riverside County Resolution No. 85-92, "Rules and Regulations for the Administration of Road and Bridge Benefit Districts," as adopted on April 2, 1985. The procedures for administering RBBBs are also outlined in Riverside County Ordinance 460, Section 10.30, "Major Thoroughfare and Bridge Construction Fees," as amended.

There are currently four (4) Road and Bridge Benefit Districts in Riverside County that are administered by the Transportation Department:

- Menifee Valley RBBB; established on May 24, 1988
- Scott Road RBBB; established on June 25, 2002
- Southwest RBBB; reestablished on September 25, 2001
- Mira Loma RBBB; established on December 6, 1994

The Menifee Valley RBBB is now located largely within the jurisdiction of the City of Menifee. The District zones west of Briggs Road are within the City. Briggs Road being the City/County boundary line. East of Briggs Road, Zone E is the only zone that remains within the unincorporated County area. This District was last amended on 8/29/2017 by County Resolution No. 2017-131.

Similarly, the Scott Road RBBB is now located mainly within the jurisdiction of the City of Menifee. The majority of this District is located west of Briggs Road. Briggs Road being the City/County boundary line. Generally, the portion of the District east of Briggs Road remains within the unincorporated County area.

Within the Southwest RBBB, all of Zone A and a small portion of Zone C fall within the City of Wildomar. The majority of Zone C and Zone D remain under the jurisdiction of the County. This District was last amended on 7/31/2007 by County Resolution No. 2007-138.

The Mira Loma RBBB now falls entirely within the cities of Eastvale and Jurupa Valley. No areas in this District remain within the unincorporated County area. This District was last amended on 11/8/2005 by County Resolution No. 2005-482.

For the geographic areas of the RBBBs that now fall under the jurisdiction of an incorporated city, those cities are responsible for collecting and administering the RBBB fees within their respective jurisdictions.

Amount of the Fee

Each Road and Bridge Benefit District is sub-divided into zones, with each zone having its own fee. The attached RBBB Fee Schedules indicate the current fees for each District listed by category type and by zones.

Procedures, Duties and Responsibilities Necessary to Implement the Road and Bridge Benefit Districts

The Road and Bridge Benefit District Fees are imposed as a development condition through the Planning Department. The RBBB Fees shall be paid at the time of issuance of a certificate of occupancy or upon final inspection, whichever occurs first. Prior to building permit issuance, the Transportation Department identifies properties within a RBBB boundary by utilizing the Geographic Information System (GIS). A Land Use Technician identifies the need to assess the fee by verifying conditions imposed and by utilizing the GIS. Prior to receiving a certificate of occupancy, the applicant must submit payment to the Transportation and Land Management Agency (TLMA) cashier for all outstanding RBBB fees. The issuance of a certificate of occupancy may occur once the RBBB fee has been collected from the applicant and all other applicable fees and conditions have been met.

The Transportation Department processes a deposit into the appropriate RBBB fund(s) after the fee has been paid. The record of deposit is sent to the Fiscal Unit in the Transportation Department who are responsible for the accounting and disbursement of fees collected. Fiscal Unit accounting staff verifies the deposits against the monthly financial reports or through electronic query reports within the county's financial system. Administration and disbursement of the official monthly reports are overseen by the County of Riverside Auditor-Controller's Office. Deposits are verified to ensure the proper recording of cash receipts.

Disbursement from the RBBB funds may only be used for those projects or facilities approved by resolution within each respective District. An authorization to disburse RBBB funds is obtained through approval by the Riverside County Board of Supervisors. For projects constructed by the Transportation Department, funds are appropriated by the annual adoption of the Transportation Improvement Program.

Developers may be eligible to receive RBBB credits and/or reimbursements for constructing RBBB facilities. Developers seeking RBBB credits and/or reimbursement are required to enter into a RBBB agreement with the County prior to construction, and to follow the County's Public Works Bidding Requirements. During construction of the facilities by Developers, the Transportation Department's Construction Inspection Office performs inspections of the work to confirm that the facilities are built to County Road Standards and are in conformance with the RBBB agreement.

Upon recordation of a Notice of Completion for the project and acceptance by the Transportation Department, the Developer's contract costs are verified by the Construction Inspection Office and Special Districts staff for actual expenditures eligible for credit or reimbursement from RBBB funds. Once approved by Construction Inspection and Special Districts staff, reimbursement payments are processed through TLMA accounting staff. Payment is released by the accounts payable staff within the County of Riverside Auditor-Controller's Office. Reimbursements are subject to availability of RBBB funds received by the District and may include reimbursement over a period of time. If applicable, credits are issued to offset the Developers RBBB fee obligations when due.

**COUNTY OF RIVERSIDE
TRANSPORTATION DEPARTMENT
Road and Bridge Benefit District
Fee Schedules**

Menifee Valley RBBB

Resolution No. 2017-131 (effective 8/29/2017)

TYPE	ZONE E1 ⁽²⁾ (No CFD)	ZONE E2 ⁽²⁾ (CFD 03-1)	ZONE E3 (No CFD)	ZONE E4 (CFD 03-1)
Residential RBBB Fee (per du)⁽¹⁾	\$4,656	\$4,016	\$4,656	\$4,016
<i>Residential TUMF Credit (per du)⁽³⁾</i>	\$0	(\$1,775)	\$0	(\$1,775)
Retail Commercial, Service, Office, Industrial RBBB Fee (per gross ac)⁽¹⁾	\$5,497	\$5,497	\$5,497	\$5,497
<i>Retail Commercial TUMF Credit (per SF GFA)⁽³⁾</i>	\$0	(\$2.10)	\$0	(\$2.10)

Notes:

1. Zones B, C, D and F are no longer shown, since they have been incorporated within the City of Menifee and the City collects the RBBB fees within those zones.
2. Portions of Zone E fall within both the County of Riverside and the City of Menifee. Each jurisdiction collects RBBB fees within their respective portion of Zone E.
3. Residential developments within the Newport Road Extension CFD 03-1 are eligible for TUMF credits in accordance with the Memorandum of Understanding between WRCOG and the County of Riverside for CFD 03-1, dated 10-28-2014.

Community Facilities District (CFD):

CFD 03-1 – Newport Road Extension (Domenigoni Parkway)

Mira Loma RBBB

Resolution No. 2005-482 (11/8/05, effective 1/7/06)

TYPE	ZONE A	ZONE B	ZONE D	ZONE E
Residential	\$1,667/du	\$884/du	\$2,681/du	\$1,644/du
Multi-Family*	\$417/du	\$612/du	\$1,857/du	\$1,139/du
Commercial	**\$5,000/ac	\$2,652/ac	\$9,117/ac	\$5,591/ac
Industrial/Manufacturing	**\$5,000/ac	\$2,652/ac	\$9,117/ac	\$5,591/ac

Notes:

1. (*) Multi-Family is defined as 12 or more dwelling units/acre that meets the definition of Ord. 348, Sect. 21.30.
2. (**) Zone "A" based on gross acres. All other zones based on net acres.
3. The City of Jurupa Valley collects RBBB fees within Zones A, B and portions of Zone E.
4. The City of Eastvale collects RBBB fees within Zone D and portions of Zone E.
5. The County of Riverside no longer collects RBBB fees within this District.

Scott Road RBBD**Resolution No. 2002-239 (6/25/02, effective 8/24/02)**

TYPE	ZONE A	ZONE A1 (CFD 05-8)	ZONE B	Zone B1 (CFD 05-8)
Residential RBBD Fee	\$2,247/du	\$727/du	\$2,297/du	\$1,047/du
Commercial RBBD Fee	\$33,705/ac	\$10,905/ac	\$34,455/ac	\$15,705/ac
Office Commercial RBBD Fee	\$22,470/ac	\$7,271/ac	\$22,970/ac	\$10,471/ac
Lt/Med Industrial/Airport RBBD Fee	\$13,482/ac	\$4,362/ac	\$13,782/ac	\$6,282/ac

Notes:

1. Zones A1 and B1 reflect fee schedules for developments that are included in the Scott Road Community Facilities District (CFD) No. 05-8.
2. Developments that are not part of CFD 05-8, but fall inside the CFD annexation boundary and are within the County's jurisdiction may annex into the CFD.
3. Developments in Zones A1 & B1 may be eligible for TUMF credits through a CFD TUMF Credit Agreement with the respective jurisdiction(s).
4. Acreage subject to credit must be determined by Transportation for each non-residential Building Permit within the County of Riverside jurisdiction.

Community Facilities District (CFD):

CFD 05-8 – Scott Road

Southwest Area RBBD**Resolution No. 2007-138 (7/31/07, effective 9/29/07)**

TYPE	ZONE A	ZONE C	ZONE D
Residential	\$1,447/du	\$1,284/du	\$2,197/du
Commercial	\$21,705/ac	\$19,260/ac	\$32,955/ac
Office Commercial	\$14,470/ac	\$12,840/ac	\$21,970/ac
Light/Med Industrial	\$8,682/ac	\$7,704/ac	\$13,182/ac
Airport			\$13,182/ac

Notes:

1. The City of Wildomar collects RBBD fees within Zone A and a portion of Zone C.
2. The County of Riverside collects RBBD fees within Zone D and the majority of Zone C.

ATTACHMENT F

**Annual Report on
TRAFFIC SIGNAL MITIGATION FEES
(Ordinance 748)
FY2018/2019**



**ANNUAL REPORT FOR THE
TRAFFIC SIGNAL MITIGATION FEE (ORDINANCE 748)
FY 2018/2019**

Brief Description of Fee

This annual report is provided pursuant to the requirements of Traffic Signal Mitigation Ordinance No. 748 and its related Resolution No. 94-368. Traffic Signal Mitigation (TSM) Ordinance 748 became effective on February 11, 1995 for the purpose of collecting fees from new development to mitigate traffic impacts at intersections for both traffic operation and safety.

The fees collected by the Transportation Department and traffic signal projects were programmed for construction based on the amount of funds available and the need of the proposed signals. In 2001, the County established a Development Impact Fee (DIF) Program pursuant to Ordinance 659. Ordinance 748 has been superseded with the passage of Ordinance 659.

Completion of the TSM Program

The fund balances for the TSM Program were programmed for traffic signal projects for intersections that met traffic signal warrants and were determined beneficial. The TSM funds have been expended and all fund balances were exhausted as of September 30, 2013.

The five funds in the TSM program (Fund Numbers 31631 to 31635) have been closed. No further financial activity is reported for these funds in this report.

ATTACHMENT G

**Annual Report on
FIRE DEPARTMENT MITIGATION FEES
FY2018-2019**



**ANNUAL REPORT FOR FIRE MITIGATION FEES
FY 2018-2019**

Brief Description of Fee

In 1983, the Board of Supervisors authorized the collection of a mitigation fee for fire protection purposes, including fire station facility construction, land and fire equipment acquisition. Fire mitigation fees are no longer collected and have been superseded with the passage of the County's Development Impact Fee Program in Ordinance No. 659.

Amount of the Fee

Fire Mitigation Fees are no longer collected under this program and are now collected through Ordinance No. 659.

Detailed Procedures of the Duties and Responsibility of each County Staff Member Necessary to Implement Fire Mitigation Fees

As stated above, fees are no longer collected for fire mitigation. For remaining unspent fire mitigation fees, Fire Department staff is responsible for the accounting and disbursement of remaining funds. The analyst verifies the fund balance against the monthly financial reports and/or through electronic query reports available within the county's financial system. Administration and disbursement of the monthly financial reports are overseen by the County of Riverside Auditor-Controller's Office.

Remaining funds are planned for specific fire stations as outlined within the annual report. Fire Department staff coordinates payment made through the financial system. After review for appropriateness of payment, the accounts payable staff within the County of Riverside Auditor-Controller's Office releases the check for payment.

**RIVERSIDE COUNTY FIRE DEPARTMENT FY 18-19
MITIGATION TRUST FUND**

Prepared By Ana Ramirez
(951) 940-6900

Fund No.	30300, 30301, 30302 Fire Capital Project Fund and Fire Protection							
Type of Fee :	FIRE STATION FACILITY CONSTRUCTION / LAND ACQUISITION / FIRE EQUIPMENT ACQUISITION FUND							
Amount of Fee :	RESIDENTIAL UNIT = \$400 COMMERCIAL / INDUSTRIAL / RETAIL = \$ 0.25 PER SQUARE FOOT							
DESCRIPTION	BEGINNING BALANCE FY 2018/19	REVENUE FY 2018/19	INTEREST PERCENTAGE FY 2018/19	INTEREST EARNED FY 2018/19	SUB TOTAL 06/30/19	PROJECT EXPENDITURES FY 2018/19	% FUNDED W / FEES	END BALANCE 06/30/19
Reported Fund Balance \$	1,502,544							
Net Fund Balance Adj								
Revised Beg Balance \$	1,502,544	\$ -	100.00%		\$ 1,502,544	\$ 11,099	\$ 11,099	\$ 1,491,445

Station #	Land Acquisition	Design	Pre Construction (Co. Permits/Fees)	Facility	Utilities	Total	Project Start	Notice of Completion
4th Street CM/IT				\$ 11,099		\$ 11,099		
						\$ -		
						\$ -		
						\$ -		
						\$ -		
Expenses	-	-	-	\$ 11,099	\$ -	\$ 11,099		



2020 BOARD OF DIRECTORS

PRESIDENT

Deborah McGarvey
Southern California Gas Company

1st VICE PRESIDENT

Tom Dubose
Dubose Design Group, Inc.

SECRETARY/TREASURER

Pedro Rincon
Osborne Rincon CPAs

**VICE PRESIDENT
OF ASSOCIATES**

Allan Levin
Allan Levin & Associates

PAST PRESIDENT

Fred Bell
Nobell Energy Solutions

CHIEF EXECUTIVE OFFICER

Gretchen Gutierrez

DIRECTORS

Brian Benedetti
Brian Benedetti Construction
Mark Benedetti
Dede Callanan
North American Title
Mario Gonzales
GHA Companies
Joe Hayes
First Bank
Todd Hooks
Agua Caliente Band of
Cahuilla Indians
Trevor Kempton
AudioVisions
Taylor Libolt- Varner
MSA Consulting
Dave Lippert
Lippert Construction, Inc
Paul Mahoney
PMA Advertising
Bruce Maize
Rilington Group
Russ Martin
Mission Springs Water
District
Jim Murdock
PIRCH
Dan Olivier
Nethery Mueller Olivier
Alan Pace
Petra GeoSciences
John Powell, Jr.
Coachella Valley Water District
Phil Smith
Sunrise Company
Jeff Wattenbarger
Wattenbarger Construction

January 9, 2020

County of Riverside

George Johnson, County Executive Officer
Attn: Imelda Delos Santos
4080 Lemon Street
Riverside County, CA 92502-1647

Dear Mr. Johnson,

The Desert Valleys Builders Association (DVBA) appreciates the opportunity to review and comment on the County's *Annual Mitigation Fee Report* for fiscal year 2018-2019. This report has been reviewed and improved by County staff. It meets nearly all Mitigation Fee Act requirements of Government Codes 66006 and 66001. We praise staff for accepting constructive comments and their ability to improve the report to meet the requirements of the Mitigation Fee Act, but also to make it more transparent and understandable.


However, certain direction has been given to staff to exclude particular requirements of Government Code 66001(e) while including others. Namely, the Five Year Test. In a broad sense this "test" highlights the use of funds accumulated over a period of years for generally larger capital improvement projects. Also, it makes transparent where funds have been collected and a specific need has NOT been identified, approved and adopted. Under Government 66001(e) these funds are required to be returned to the responsible parties when those funds have not been expended or properly encumbered five years after being collected.

As the County accounts for funds on a First-in, First-out (FIFO) basis the County is obligated to track that dollar five years after it is collected. Evidence that the County practice FIFO accounting is shown when outstanding invoices for Development Impact Fee capital improvements are not registered complete until all outstanding invoices are received. The Five year Test applies for every year a dollar is collected pursuant to the Mitigation Fee Act.

75100 Mediterranean • Palm Desert • CA 92211

(760) 776-7001 office • (760) 776-7002 fax

www.thedvba.org



2020 BOARD OF DIRECTORS

PRESIDENT,

Deborah McGarrey
Southern California Gas Company

1st VICE PRESIDENT

Tom Dubose
Dubose Design Group, Inc.

SECRETARY/TREASURER

Pedro Rineon
Osborne Rincon CPAs

VICE PRESIDENT

OF ASSOCIATES
Allan Levin
Allan Levin & Associates

PAST PRESIDENT

Fred Bell
Nobell Energy Solutions

CHIEF EXECUTIVE OFFICER

Gretchen Gutierrez

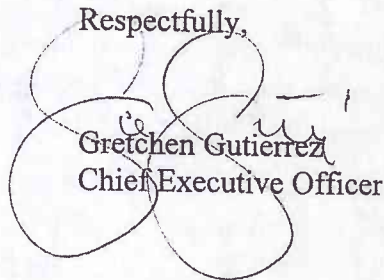
DIRECTORS

Brian Benedetti
Brian Benedetti Construction
Mark Benedetti
Dede Callanan
North American Title
Mario Gonzales
GHA Companies
Joe Hayes
First Bank
Todd Hooks
Agua Caliente Band of
Cahuilla Indians
Trevor Kempton
AudioVisions
Taylor Libolt- Varner
MSA Consulting
Dave Lippert
Lippert Construction, Inc
Paul Mahoney
PMA Advertising
Bruce Maize
Rilington Group
Russ Martin
Mission Springs Water
District
Jim Murdock
PIRCH
Dan Olivier
Nethery Mueller Olivier
Alan Pace
Petra GeoSciences
John Powell, Jr.
Coachella Valley Water District
Phil Smith
Sunrise Company
Jeff Wattenbarger
Wattenbarger Construction

The County collects development impact fees every year, consistently, therefore it owes a report stating if those funds have been expended and how, are still in the account, and if so, have those funds been properly encumbered. If not, they are to be refunded to the current property owners that directly or indirectly paid the initial fees.

The Desert Valleys Builders Association is willing to support the action of the County Board of Supervisors to 'accept and file' the County of Riverside Annual Mitigation Fee Report – Fiscal Year 2018-2019 if the County is willing to continue to improve its annual reports to include all relevant information as required pursuant to the Mitigation Fee Act, in particular Government Code Sections 66006 and 66001, for the 2019/2020 fiscal year.

Respectfully,



Gretchen Gutierrez
Chief Executive Officer

SUBMITTAL TO THE BOARD OF SUPERVISORS
COUNTY OF RIVERSIDE, STATE OF CALIFORNIA



ITEM: 3.5
(ID # 11472)

MEETING DATE:
Tuesday, January 28, 2020

FROM : EXECUTIVE OFFICE:

SUBJECT: EXECUTIVE OFFICE: Annual Mitigation Fee Report for Fiscal Year 2018-2019; All Districts [\$0]; Set for Public Hearing; Clerk to Advertise

RECOMMENDED MOTION: That the Board of Supervisors:

1. Schedule for public hearing the Annual Mitigation Fee Report to receive public comment;
2. Direct the Clerk of the Board to advertise said public hearing for February 25, 2020 at 9:30 a.m.; and,
3. Receive and file the Annual Mitigation Fee Report at the conclusion of the hearing.


ACTION: Consent, Clerk to Advertise, Set for Hearing


Irvela Delos Santos 12/31/2019

MINUTES OF THE BOARD OF SUPERVISORS

On motion of Supervisor Perez, seconded by Supervisor Spiegel and duly carried by unanimous vote, IT WAS ORDERED that the above matter is approved as recommended and is set for hearing on Tuesday, March 24, 2020 at 9:30 a.m. or as soon as possible thereafter.

Ayes: Jeffries, Spiegel, Washington, Perez and Hewitt
Nays: None
Absent: None
Date: January 28, 2020
xc: EO, COB

Kecia R. Harper
Clerk of the Board
By: 
Deputy

**SUBMITTAL TO THE BOARD OF SUPERVISORS COUNTY OF RIVERSIDE,
STATE OF CALIFORNIA**

FINANCIAL DATA	Current Fiscal Year:	Next Fiscal Year:	Total Cost:	Ongoing Cost
COST	\$	\$	\$	\$
NET COUNTY COST	\$	\$	\$	\$
SOURCE OF FUNDS: N/A			Budget Adjustment:	No
			For Fiscal Year:	2018-2019

C.E.O. RECOMMENDATION: Approve

BACKGROUND:

Summary

The attached Annual Mitigation Fee Report is submitted pursuant to the statutory requirements of California Government Code 66006 (b)(1). This report includes all the fiscal activity, such as expenditures, receipts and refunds that occurred during the 2018-2019 fiscal year for all mitigation fee programs established under the fiscal control of the County of Riverside. There are three (3) active fee programs that currently charge fees to new development. Four (4) fee programs no longer collect fees because they were superseded by other programs; however, they are required to report on all fiscal activity on the use of remaining fund balances pursuant to the Government Code.

Active County Fee Programs

Development Impact Fees

Developer Agreement Fees

Transportation Department Mitigation Fees (Roads Bridges Benefit District or RBBB Fees)

County Fee Programs No Longer Charging Fees

Development Mitigation (DM) Fees – superseded by Development Impact Fees

Fire Mitigation Fees – superseded by Development Impact Fees

Transportation Department Traffic Signal Mitigation Fees – superseded by Development Impact Fees

The public hearing on the Development Impact Fees based on the 2020 Nexus Study was held on November 25, 2014 (Item 9-1). At the conclusion of public testimony, the Board of Supervisors closed the public hearing and directed staff to make changes to Ordinance No. 659.13 to include a fee adjustment and an implementation schedule for the fees derived in the 2020 Nexus Study.

On January 13, 2015, (Item 3-16), the Board of Supervisors adopted Ordinance No. 659.13, which became effective sixty (60) days after adoption. The adopted fees have been implemented over a 24-month period, starting on March 15, 2015, with four (4) incremental increases every six (6) months. The date of the full fee Implementation was September 2016.

**SUBMITTAL TO THE BOARD OF SUPERVISORS COUNTY OF RIVERSIDE,
STATE OF CALIFORNIA**


Fee revenue is to be used towards facilities and open space identified on the Public Facilities Needs List to the year 2020.

Impact on Residents and Businesses

This report is for fiscal activity only. There is no impact on citizens or businesses.

Attachments:

- Attachment A. Annual Report on Development Mitigation Fees (FY2018-2019)
- Attachment B. Annual Report on Development Impact Fees (FY2018-2019)
- Attachment C. Annual Report on Interim Office Space Mitigation Fees (FY2018-2019)
- Attachment D. Annual Report on Developer Agreement Fees (FY2018-2019)
- Attachment E. Annual Report on Transportation Department Mitigation Fees (FY 2018-2019)
- Attachment F. Annual Report on Traffic Signal Mitigation Fees (FY2018-2019)
- Attachment G. Annual Report on Fire Department Mitigation Fees (FY2018-2019)



Gregory V. Priamos, Director County Counsel 1/16/2020



CALL (951) 368-9222
EMAIL legals@pe.com

THE PRESS-ENTERPRISE

DATE	ORDER NUMBER	PONumber	PRODUCT	SIZE	Amount
3/6/20	0011369511		PE Riverside	4 x 75 Li	390.00

Invoice text: Annual Mitigation Fee Report 2018-19

Placed by: Karen Lynn Barton

Legal Advertising Memo Invoice

BALANCE DUE

390.00

SALES/CONTACT INFORMATION	ADVERTISER INFORMATION			
Nick Eller 951-368-9229	BILLING DATE	BILLED ACCOUNT NUMBER	ADVERTISER/CLIENT NUMBER	ADVERTISER/CLIENT NAME
	03/06/2020	5209148	5209148	BOARD OF SUPERVISORS



THE PRESS-ENTERPRISE

Legal Advertising Memo Invoice

PLEASE DETACH AND RETURN THIS PORTION WITH YOUR REMITTANCE

ADVERTISER/CLIENT NAME		
BOARD OF SUPERVISORS		
BILLING DATE	BILLED ACCOUNT NUMBER	ADVERTISER/CLIENT NUMBER
03/06/2020	5209148	5209148
BALANCE DUE	ORDER NUMBER	TERMS OF PAYMENT
390.00	0011369511	DUE UPON RECEIPT

BILLING ACCOUNT NAME AND ADDRESS

REMITTANCE ADDRESS

BOARD OF SUPERVISORS
COUNTY OF RIVERSIDE
'PO BOX 1147'
RIVERSIDE, CA 92502

CALIFORNIA NEWSPAPER PARTNERSHIP
dba The Press-Enterprise
PO Box 65210
Colorado Springs, CO 80962-5210

THE PRESS-ENTERPRISE

1825 Chicago Ave, Suite 100
Riverside, CA 92507
951-684-1200
951-368-9018 FAX

**PROOF OF PUBLICATION
(2010, 2015.5 C.C.P)**

Publication(s): The Press-Enterprise

PROOF OF PUBLICATION OF

Ad Desc.: Annual Mitigation Fee Report 2018-19 /

I am a citizen of the United States. I am over the age of eighteen years and not a party to or interested in the above entitled matter. I am an authorized representative of THE PRESS-ENTERPRISE, a newspaper in general circulation, printed and published daily in the County of Riverside, and which newspaper has been adjudicated a newspaper of general circulation by the Superior Court of the County of Riverside, State of California, under date of April 25, 1952, Case Number 54446, under date of March 29, 1957, Case Number 65673, under date of August 25, 1995, Case Number 267864, and under date of September 16, 2013, Case Number RIC 1309013; that the notice, of which the annexed is a printed copy, has been published in said newspaper in accordance with the instructions of the person(s) requesting publication, and not in any supplement thereof on the following dates, to wit:

03/06/2020

I certify (or declare) under penalty of perjury that the foregoing is true and correct.

Date: March 06, 2020
At: Riverside, California



Legal Advertising Representative, The Press-Enterprise

BOARD OF SUPERVISORS
COUNTY OF RIVERSIDE
PO BOX 1147
RIVERSIDE, CA 92502

Ad Number: 0011369511-01

P.O. Number:

Ad Copy:

NOTICE OF PUBLIC HEARING BEFORE THE BOARD OF SUPERVISORS OF RIVERSIDE COUNTY

NOTICE IS HEREBY GIVEN that a public hearing at which all interested persons will be heard, will be held before the Board of Supervisors of Riverside County, California, on the 1st Floor Board Chambers, County Administrative Center, 4080 Lemon Street, Riverside, on **Tuesday, March 24, 2020, at 9:30 a.m.** or as soon as possible thereafter, to receive public comment on the Annual Mitigation Fee Report for Fiscal Year 2018-19, pursuant to California Government Code 66006(b)(2). California Government Code 66006(b)(1), amendment effective January 1, 1997, requires all local agencies having established mitigation fees to prepare an annual report summarizing development mitigation account and funding information. There are three (3) active fee programs that currently charge fees to new development. Four (4) fee programs no longer collect fees because they were superseded by other programs. The Annual Mitigation Fee Report contains information on the following fees:

Active County Fee Programs

Development Impact Fees
Developer Agreement Fees
Transportation Department Mitigation Fees (Roads Bridges Benefit District or RBBF Fees)

County Fee Programs No Longer Charging Fees

Development Mitigation (DM) Fees - superseded by Development Impact Fees
Fire Mitigation Fees - superseded by Development Impact Fees
Transportation Department Traffic Signal Mitigation Fees - superseded by Development Impact Fees

The proposed report may be viewed from the date of this notice until the public hearing, Monday through Friday, from 8:00 a.m. to 5:00 p.m. at the Clerk of the Board of Supervisors at 4080 Lemon Street, 1st Floor, Riverside, California 92501.

Any person wishing to testify in support of or in opposition may do so in writing between the date of this notice and the public hearing, or may appear and be heard at the time and place noted above. All written comments received prior to the public hearing will be submitted to the Board of Supervisors and the Board of Supervisors will consider such comments, in addition to any oral testimony, before making a decision on the proposed Annual Mitigation Fee Report.

Alternative formats available upon request to individuals with disabilities. If you require reasonable accommodation, please contact Clerk of the Board at (951) 955-1063, at least 72 hours prior to hearing.

Please send all written correspondence to: Clerk of the Board, 4080 Lemon Street, 1st Floor, Post Office Box 1147, Riverside, CA 92502-1147 or email cob@rivco.org

Dated: February 4, 2020 Kecia R. Harper, Clerk of the Board
By: Karen Barton, Deputy Clerk of the Board
3/06



PROOF OF PUBLICATION

STATE OF CALIFORNIA SS.
COUNTY OF RIVERSIDE

RIVERSIDE COUNTY-BOARD OF SUP.
4080 LEMON ST

RIVERSIDE CA 92501

I am over the age of 18 years old, a citizen of the United States and not a party to, or have interest in this matter. I hereby certify that the attached advertisement appeared in said newspaper (set in type not smaller than non pariel) in each and entire issue of said newspaper and not in any supplement thereof on the following dates, to wit:

03/06/2020

I acknowledge that I am a principal clerk of the printer of The Desert Sun, printed and published weekly in the City of Palm Springs, County of Riverside, State of California. The Desert Sun was adjudicated a Newspaper of general circulation on March 24, 1988 by the Superior Court of the County of Riverside, State of California Case No. 191236.

I certify under penalty of perjury, under the laws of the State of California, that the foregoing is true and correct.. Executed on this 6th of March 2020 in Green Bay, WI, County of Brown.

[Signature of Jana Kanitz]
DECLARANT

Ad#: 0004043150

P O : Annual Mitigation Fee Report

This is not an invoice

of Affidavits: 1

2020 MAR 16 PM 12:39
RECEIVED RIVERSIDE COUNTY CLERK / BOARD OF SUPERVISORS

NOTICE OF PUBLIC HEARING BEFORE THE BOARD OF SUPERVISORS OF RIVERSIDE COUNTY

NOTICE IS HEREBY GIVEN that a public hearing at which all interested persons will be heard, will be held before the Board of Supervisors of Riverside County, California, on the 1st Floor Board Chambers, County Administrative Center, 4080 Lemon Street, Riverside, on Tuesday, March 24, 2020, at 9:30 a.m. or as soon as possible thereafter, to receive public comment on the Annual Mitigation Fee Report for Fiscal Year 2018-19, pursuant to California Government Code 66006(b)(2). California Government Code 66006(b)(1), amendment effective January 1, 1997, requires all local agencies having established mitigation fees to prepare an annual report summarizing development mitigation account and funding information. There are three (3) active fee programs that currently charge fees to new development. Four (4) fee programs no longer collect fees because they were superseded by other programs. The Annual Mitigation Fee Report contains information on the following fees:

Active County Fee Programs
Development Impact Fees
Developer Agreement Fees
Transportation Department Mitigation Fees (Roads Bridges Benefit District or RBBB Fees)

County Fee Programs No Longer Charging Fees
Development Mitigation (DM) Fees - superseded by Development Impact Fees
Fire Mitigation Fees - superseded by Development Impact Fees
Transportation Department Traffic Signal Mitigation Fees - superseded by Development Impact Fees

The proposed report may be viewed from the date of this notice until the public hearing, Monday through Friday, from 8:00 a.m. to 5:00 p.m. at the Clerk of the Board of Supervisors at 4080 Lemon Street, 1st Floor, Riverside, California 92501.

Any person wishing to testify in support of or in opposition may do so in writing between the date of this notice and the public hearing, or may appear and be heard at the time and place noted above. All written comments received prior to the public hearing will be submitted to the Board of Supervisors and the Board of Supervisors will consider such comments, in addition to any oral testimony, before making a decision on the proposed Annual Mitigation Fee Report.

Alternative formats available upon request to individuals with disabilities. If you require reasonable accommodation, please contact Clerk of the Board at (951) 955-1063, at least 72 hours prior to hearing.

Please send all written correspondence to: Clerk of the Board, 4080 Lemon Street, Riverside, CA 92502-1147 or email cob@rivco.org

NOTICE OF PUBLIC HEARING BEFORE THE BOARD OF SUPERVISORS OF RIVERSIDE COUNTY

NOTICE IS HEREBY GIVEN that a public hearing at which all interested persons will be heard, will be held before the Board of Supervisors of Riverside County, California, on the 1st Floor Board Chambers, County Administrative Center, 4080 Lemon Street, Riverside, on Tuesday, March 24, 2020, at 9:30 a.m. or as soon as possible thereafter, to receive public comment on the Annual Mitigation Fee Report for Fiscal Year 2018-19, pursuant to California Government Code 66006(b)(2). California Government Code 66006(b)(1), amendment effective January 1, 1997, requires all local agencies having established mitigation fees to prepare an annual report summarizing development mitigation account and funding information. There are three (3) active fee programs that currently charge fees to new development. Four (4) fee programs no longer collect fees because they were superseded by other programs. The Annual Mitigation Fee Report contains information on the following fees:

Active County Fee Programs
Development Impact Fees
Developer Agreement Fees
Transportation Department Mitigation Fees (Roads Bridges Benefit District or RBBB Fees)

County Fee Programs No Longer Charging Fees
Development Mitigation (DM) Fees - superseded by Development Impact Fees
Fire Mitigation Fees - superseded by Development Impact Fees
Transportation Department Traffic Signal Mitigation Fees - superseded by Development Impact Fees

The proposed report may be viewed from the date of this notice until the public hearing, Monday through Friday, from 8:00 a.m. to 5:00 p.m. at the Clerk of the Board of Supervisors at 4080 Lemon Street, 1st Floor, Riverside, California 92501.

Any person wishing to testify in support of or in opposition may do so in writing between the date of this notice and the public hearing, or may appear and be heard at the time and place noted above. All written comments received prior to the public hearing will be submitted to the Board of Supervisors and the Board of Supervisors will consider such comments, in addition to any oral testimony, before making a decision on the proposed Annual Mitigation Fee Report.

Alternative formats available upon request to individuals with disabilities. If you require reasonable accommodation, please contact Clerk of the Board at (951) 955-1063, at least 72 hours prior to hearing.

Please send all written correspondence to: Clerk of the Board, 4080 Lemon Street, 1st Floor, Post Office Box 1147, Riverside, CA 92502-1147 or email cob@rivco.org

Dated: February 4, 2020 Kacia R. Harper, Clerk of the Board
By: Karen Barton, Deputy Clerk of the Board

Pub: 3/6/2020